

Preliminary Pages

Main Title Page	i
Contents	vii
List of Tables	viii
List of Figures.....	xi
Acknowledgements	xiii
Introduction.....	xv
Executive Summary.....	xvi
National Cancer Registry Programme	xix
Monitoring Unit.....	xxi

**NATIONAL
CANCER REGISTRY
PROGRAMME**

Indian Council of Medical Research

NATIONAL CANCER REGISTRY PROGRAMME

Indian Council of Medical Research

North East

Population Based Cancer Registries

SECOND REPORT : 2005 - 2006

Incidence and Distribution of Cancer

Bangalore, India

September 2008

© National Cancer Registry Programme
(Indian Council of Medical Research)
No. 557, 'Srinivasa Nilaya'
7th Main, New BEL Road, Dollars Colony
Bangalore - 560 094, INDIA.
Email : ncrpblr@canceratlasindia.org, ank@ncrpindia.org

September 2008

PRINTED IN INDIA

Published by the Coordinating Unit, National Cancer Registry Programme (ICMR), Bangalore 560094

*This printed report is an abridged version of the detailed report.
The detailed report with few additional tables and figures of Chapters 1, 3-5 along
with registry wise Annexure Tabulations can be viewed*

Cover: Map depicting the eight states of the North East with shaded portions indicating the areas covered by the cancer registries.

NATIONAL CANCER REGISTRY PROGRAMME

Indian Council of Medical Research

Dr S.K. Bhattacharya
Additional Director General

Dr N.K. Ganguly
Former Director General (till Nov. 2007)

Division of Non-Communicable Diseases

Dr Bela Shah
Head & Sr Deputy Director General

Dr A. Nandakumar
*Dy Director General (Sr Gr) &
Officer-in-Charge, NCRP*

Dr Kishor Chaudhry
Dy Director General (Sr Gr)

Dr T. Ramnath
Dy Director General (Sr Gr)

Dr R.S. Dhaliwal
Dy Director General

Steering/Monitoring Committee

Dr G.K. Rath, New Delhi

Dr Usha K. Luthra, New Delhi

Dr P.C. Gupta, Mumbai

Dr Radhakrishna, Hyderabad

Dr Padam Singh, Gurgaon

Dr R.N. Visweswara, Bangalore

Dr J. P. Muliylil, Vellore

Mr P. Gangadharan, Ernakulam

Dr Kusum Verma, New Delhi

Dr Kusum Joshi, Chandigarh

Dr A.C. Katak, Guwahati

Dr P.S.S. Sundar Rao, Bangalore (till September 2007)

Dr B.D. Gupta, Chandigarh (till September 2007)

Dr N.C. Misra, Lucknow (till September 2007)

North Eastern Regional Cancer Registry

Monitoring Unit: Dr J. Mahanta, Director, Regional Medical Research Centre (N.E.) (ICMR), Dibrugarh.

Chairman, Projects in North East Region : Prof. R.C. Mahajan, Chandigarh.

Coordinator of Special Cell : Dr M.N. Bandyopadhyay, Kolkata.

North East Population Based Cancer Registries with Names of Principal Investigators

Dibrugarh District	: Dr M.S.Ali	Imphal West District	: Dr Y. Mohen Singh
Kamrup Urban District	: Dr Jagannath D. Sharma	Aizawl District	: Dr Eric Zomawia
Silchar Town	: Dr Sekhar Chakravarty	Sikkim State	: Dr Yogesh Verma

Other Cancer Registries (With Names of Principal Investigators)

Population Based

Ahmedabad	: Dr Pankaj M. Shah
Bangalore	: Dr Ashok M. Shenoy (from Sept. 2008) Dr Bapsy Padmanabhan (till Sept. 2007) Dr K. Ramachandra Reddy
Barshi	: Dr K.A. Dinshaw
Bhopal	: Dr Neelkamal Kapoor Dr V.K. Bharadwaj (till March 2006)
Chennai	: Dr V. Shanta
Delhi	: Dr Vinod Raina
Kolkata	: Dr Jaydip Biswas
Mumbai	: Dr A.P. Kurkure

Hospital Based

Bangalore	: Dr Ashok M. Shenoy (from Sept. 2008) Dr Bapsy Padmanabhan (till Sept. 2007) Dr K. Ramachandra Reddy
Chennai	: Dr V. Shanta
Dibrugarh	: Dr T.R. Borbora Dr D. Hazarika (till June 2007)
Mumbai	: Dr K.A. Dinshaw
Thi'puram	: Dr B. Rajan <small>(*Thiruvananthapuram)</small>

Staff at Co-ordinating Unit of NCRP, Bangalore & Staff at Monitoring Unit of NE PBCR given overleaf.

Staff at Co-ordinating Unit of NCRP, Bangalore (including project staff)

Dr. A. Nandakumar, Deputy Director General (S.G.) & Officer-in-Charge

Dr. T. Ramnath, Deputy Director General (S.G.)

Dr. N.S.Murthy, Emeritus Medical Scientist

Dr. Meesha Chaturvedi, Research Scientist - II (Med.)

K.R. Chandrika, Senior Technical Assistant

K.S. Vinay Urs, Research Scientist - I

Deenu Nadayil, Statistician

Melbin John, Statistician

V. Manjusha Bai, Data Entry Operator

G.C. Shivayogi, Accounts Officer

N.M. Ramesha, Personal Assistant

F.S. Roselind, Research Scientist - III

Priyanka Das, Research Scientist - I

Akanksha Tiwari, Programmer

Anish John, Programmer

K.L. Sudarshan, Programmer

C. Somasekhar, Data Entry Operator

IT Consultants :

M.Suresh Kumar, Intech Solutions Pvt. Ltd., Bangalore.

B.S. Girish, Akshara Technologies, Bangalore.

Other Staff :

M. Rajendra, D.N. Narayana Swamy, Chandramma

Staff at Monitoring Unit of NE PBCR, Dibrugarh

Dr. J. Mahanta, Director

Dr. N.C. Hazarika, Deputy Director (S.G.)

Dr. R.K. Phukan, Scientist - C

Project Staff :

Dr. (Ms) A. Das

Dr. (Ms) J Gogoi

Dr. D. Saikia,

Ms. T. Goswami

Ms. S. Sen

Mr. H.N. Hazarika

CONTENTS

	<i>Page Numbers</i>
<i>Acknowledgements</i>	<i>xiii</i>
<i>Foreword</i>	<i>xiv</i>
<i>Introduction</i>	<i>xv</i>
<i>Executive Summary</i>	<i>xvi</i>
<i>National Cancer Registry Programme</i>	<i>xix</i>
<i>Monitoring Unit</i>	<i>xxi</i>
PART I - Chapters	
1. Population and Cancer Incidence	1-7
2. Leading Sites of Cancer	8-25
3. Sites of Cancer Associated With Use of Tobacco	26-30
4. Basis of Diagnosis	31-38
5. Cancer Mortality	39-51
6. Comparison of Cancer Incidence and Patterns with other Population Based Cancer Registries	52-65
References	66
Individual Registries Write-up (with Table of Sources of Registration)	
<i>Dibrugarh District</i> – <i>DIB</i>	<i>69-89</i>
<i>Kamrup Urban District</i> – <i>KUD</i>	<i>90-111</i>
<i>Silchar Town</i> – <i>SIT</i>	<i>112-132</i>
<i>Imphal West District</i> – <i>IMP</i>	<i>133-151</i>
<i>Mizoram State</i> – <i>MIZ</i>	<i>152-174</i>
<i>Aizawl District</i> – <i>AIZ</i>	<i>175-190</i>
<i>Mizoram State - Excl. Aizawl</i> – <i>MIO</i>	<i>191-206</i>
<i>Sikkim State</i> – <i>SKM</i>	<i>207-225</i>
Addresses	226-227
Other Publications of NCRP	228

LIST OF TABLES

Page Nos.

1.1	Average Population at Risk.....	2
1.2	Total Number of Cases Registered.....	2
1.3	Crude Rate, Age Adjusted and Truncated Incidence Rates per 100,00 population in different PBCRs.....	2
1.4	(a) Average Population at Risk (b) Total Number of cases Registered (c) Crude (CR) Age Adjusted (AAR) and Truncated (TR) incidence rates per 100,000 population - Manipur State	3
2.1	Ten Leading Sites of Cancer - Dibrugarh District.....	9
2.2	Ten Leading Sites of Cancer - Kamrup Urban District	11
2.3	Ten Leading Sites of Cancer - Silchar Town.....	13
2.4	Ten Leading Sites of Cancer - Imphal West District	15
2.5	Ten Leading Sites of Cancer - Mizoram State	17
2.6	Ten Leading Sites of Cancer - Aizawl District.....	19
2.7	Ten Leading Sites of Cancer - Mizoram State Excl. Aizawl District.....	21
2.8	Ten Leading Sites of Cancer - Sikkim State	23
3.1	Number & Relative Proportion of TRCs.....	27
3.2	Number & Relative Proportion of specific sites of cancer related to use of tobacco to all sites of cancer.....	29
3.3	Number & Relative Proportion of specific sites of cancer related to use of tobacco relative to all Tobacco Related Cancers.....	30
4.1	Number & Relative Proportion of cancers based on different methods of diagnosis.....	33
4.2	Number & Relative Proportion of cancers based on different types of Microscopic Diagnosis	36
5.1	Number of Incident, Mortality cases and Mortality Incidence Percent (M/I%).....	40
5.2	Crude, Age Adjusted and Truncated Mortality Rate.....	40
5.3	Number of Matched Deaths, Number of DCOs and Total Deaths.....	40
5.4	Average Annual Age Specific Cancer Mortality Rates per 100,000 Persons All Sites of Cancer.....	41
DIB - 1	Population by Five Year Age Group and Gender - Dibrugarh District	74
DIB - 2	Main Sources of Registration of Incident Cases of Cancer - Dibrugarh District.....	75
DIB - 3	Number of incident Cancers by Five Year Age Group and Site (ICD-10) – Dibrugarh District	76-77
DIB - 4	Average Annual Age Specific, Crude (CR), Age Adjusted (AAR) (with Standard Error(SE)) and Truncated (35-64 yrs) (TR) Incidence Rate – Dibrugarh District.....	78-79
DIB - 5	Number (#) and Proportion (%) of Cancers by site (ICD-10) and Method of Diagnosis – Dibrugarh District	80-81
DIB - 6	Number (#) and Proportion (%) of Cancers by site (ICD-10) and Detailed Microscopic Diagnosis : 2003-2004 – Dibrugarh District	82-82
DIB - 7	Number of Cancer Deaths by Five Year Age Group and Site (ICD-10) – Dibrugarh District.....	83-84
DIB - 8	Average Annual Age Specific, Crude (CR), Age Adjusted (AAR) (with Standard Error (SE)) and Truncated (35-64 Yrs) (TR) Mortality Rate – Dibrugarh District.....	85-86
DIB - 9	Cumulative Rate (Cu.Rate%) & Cumulative Risk (Cu.Risk) of Individual Sites (ICD-10) Based Age Specific Rates (from 0-64 Years and from 0-74 Years).....	87-88
KUD - 1	Population by Five Year Age Group and Gender – Kamrup Urban District.....	96
KUD - 2	Main Sources of Registration of Incident Cases of Cancer – Kamrup Urban District	97
KUD - 3	Number of incident Cancers by Five Year Age Group and Site (ICD-10) – Kamrup Urban District.....	98-99
KUD - 4	Average Annual Age Specific, Crude (CR), Age Adjusted (AAR) (with Standard Error(SE)) and Truncated (35-64 yrs) (TR) Incidence Rate – Kamrup Urban District	100-101

KUD - 5	Number (#) and Proportion (%) of Cancers by site (ICD-10) and Method of Diagnosis – Kamrup Urban District.....	102-103
KUD - 6	Number (#) and Proportion (%) of Cancers by site (ICD-10) and Detailed Microscopic Diagnosis – Kamrup Urban District.....	104-105
KUD - 7	Number of cancer Deaths by Five Year Age Group and Site (ICD-10) – Kamrup Urban District.....	106-107
KUD - 8	Average Annual Age Specific, Crude (CR), Age Adjusted (AAR) (with Standard Error (SE) and Truncated (35-64 Yrs) (TR) Mortality Rate – Kamrup Urban District.....	108-109
KUD - 9	Cumulative Rate (Cu.Rate%) & Cumulative Risk (Cu.Risk) of Individual Sites (ICD-10) Based Age Specific Rates (from 0-64 Years and from 0-74 Years).....	110-111
SIT - 1	Population by Five Year Age Group and Gender – Silchar Town	117
SIT - 2	Main Sources of Registration of Incident Cases of Cancer - Silchar Town	118
SIT - 3	Number of incident Cancers by Five Year Age Group and Site (ICD-10) – Silchar Town	119-120
SIT - 4	Average Annual Age Specific, Crude (CR), Age Adjusted (AAR) (with Standard Error(SE)) and Truncated (35-64 yrs) (TR) Incidence Rate – Silchar Town.....	121-122
SIT - 5	Number (#) and Proportion (%) of Cancers by site (ICD-10) and Method of Diagnosis – Silchar Town.....	123-124
SIT - 6	Number (#) and Proportion (%) of Cancers by site (ICD-10) and Detailed Microscopic Diagnosis – Silchar Town	125-126
SIT - 7	Number of Cancer Deaths by Five Year Age Group and Site (ICD-10) – Silchar Town	127-128
SIT - 8	Average Annual Age Specific, Crude (CR), Age Adjusted (AAR) (with Standard Error (SE) and Truncated (35-64 Yrs) (TR) Mortality Rate – Silchar Town	129-130
SIT - 9	Cumulative Rate (Cu.Rate%) & Cumulative Risk (Cu.Risk) of Individual Sites (ICD-10) Based Age Specific Rates (from 0-64 Years and from 0-74 Years).....	131-132
IMP - 1	Population by Five Year Age Group and Gender – Imphal West District.....	136
IMP - 2	Main Sources of Registration of Incident Cases of Cancer – Imphal West District.....	137
IMP - 3	Number of incident Cancers by Five Year Age Group and Site (ICD-10) – Imphal West District.....	138-139
IMP - 4	Average Annual Age Specific, Crude (CR), Age Adjusted (AAR) (with Standard Error(SE)) and Truncated (35-64 yrs) (TR) Incidence Rate – Imphal West District.....	140-141
IMP - 5	Number (#) and Proportion (%) of Cancers by site (ICD-10) and Method of Diagnosis – Imphal West District	142-143
IMP - 6	Number (#) and Proportion (%) of Cancers by site (ICD-10) and Detailed Microscopic Diagnosis – Imphal West District.....	144-145
IMP - 7	Number of cancer Deaths by Five Year Age Group and Site (ICD-10) – Imphal West District	146-147
IMP - 8	Average Annual Age Specific, Crude (CR), Age Adjusted (AAR) (with Standard Error (SE) and Truncated (35-64 Yrs) (TR) Mortality Rate – Imphal West District.....	148-149
IMP - 9	Cumulative Rate (Cu.Rate%) & Cumulative Risk (Cu.Risk) of Individual Sites (ICD-10) Based Age Specific Rates (from 0-64 Years and from 0-74 Years).....	150-151
MIZ - 1	Population by Five Year Age Group and Gender – Mizoram State (All Districts)	159
MIZ - 2	Main Sources of Registration of Incident Cases of Cancer – Mizoram State (All Districts).....	160
MIZ - 3	Number of incident Cancers by Five Year Age Group and Site (ICD-10) – Mizoram State (All Districts).....	161-162
MIZ - 4	Average Annual Age Specific, Crude (CR), Age Adjusted (AAR) (with Standard Error(SE)) and Truncated (35-64 yrs) (TR) Incidence Rate – Mizoram State (All Districts).....	163-164
MIZ - 5	Number (#) and Proportion (%) of Cancers by site (ICD-10) and Method of Diagnosis – Mizoram State (All Districts)	165-166
MIZ - 6	Number (#) and Proportion (%) of Cancers by site (ICD-10) and Detailed Microscopic Diagnosis – Mizoram State (All Districts)	167-168

MIZ - 7	Number of cancer Deaths by Five Year Age Group and Site (ICD-10) – Mizoram State (All Districts).....	169-170
MIZ - 8	Average Annual Age Specific, Crude (CR), Age Adjusted (AAR) (with Standard Error (SE) and Truncated (35-64 Yrs) (TR) Mortality Rate – Mizoram State (All Districts)	171-172
MIZ - 9	Cumulative Rate (Cu.Rate%) & Cumulative Risk (Cu.Risk) of Individual Sites (ICD-10) Based Age Specific Rates (from 0-64 Years and from 0-74 Years).....	173-174
AIZ - 1	Population by Five Year Age Group and Gender – Aizawl District	176
AIZ - 2	Number of incident Cancers by Five Year Age Group and Site (ICD-10) – Aizawl District	177-178
AIZ - 3	Average Annual Age Specific, Crude (CR), Age Adjusted (AAR) (with Standard Error(SE)) and Truncated (35-64 yrs) (TR) Incidence Rate – Aizawl District	179-180
AIZ - 4	Number (#) and Proportion (%) of Cancers by site (ICD-10) and Method of Diagnosis – Aizawl District	181-182
AIZ - 5	Number (#) and Proportion (%) of Cancers by site (ICD-10) and Detailed Microscopic Diagnosis – Aizawl District.....	183-184
AIZ - 6	Number of Cancer Deaths by Five Year Age Group and Site (ICD-10) – Aizawl District.....	185-186
AIZ - 7	Average Annual Age Specific, Crude (CR), Age Adjusted (AAR) (with Standard Error (SE) and Truncated (35-64 Yrs) (TR) Mortality Rate – Aizawl District.....	187-188
AIZ - 8	Cumulative Rate (Cu.Rate%) & Cumulative Risk (Cu.Risk) of Individual Sites (ICD-10) Based Age Specific Rates (from 0-64 Years and from 0-74 Years).....	189-190
MIO - 1	Population by Five Year Age Group and Gender – Mizoram State Excl. Aizawl District	192
MIO - 2	Number of incident Cancers by Five Year Age Group and Site (ICD-10) – – Mizoram State Excl. Aizawl District.....	193-194
MIO - 3	Average Annual Age Specific, Crude (CR), Age Adjusted (AAR) (with Standard Error(SE)) and Truncated (35-64 yrs) (TR) Incidence Rate – Mizoram State Excl. Aizawl District.....	195-196
MIO - 4	Number (#) and Proportion (%) of Cancers by site (ICD-10) and Method of Diagnosis – Mizoram State Excl. Aizawl District	197-198
MIO - 5	Number (#) and Proportion (%) of Cancers by site (ICD-10) and Detailed Microscopic Diagnosis – Mizoram State Excl. Aizawl District	199-200
MIO - 6	Number of cancer Deaths by Five Year Age Group and Site (ICD-10) – Mizoram State Excl. Aizawl District.....	201-202
MIO - 7	Average Annual Age Specific, Crude (CR), Age Adjusted (AAR) (with Standard Error (SE) and Truncated (35-64 Yrs) (TR) Mortality Rate – Mizoram State Excl. Aizawl District	203-204
MIO - 8	Cumulative Rate (Cu.Rate%) & Cumulative Risk (Cu.Risk) of Individual Sites (ICD-10) Based Age Specific Rates (from 0-64 Years and from 0-74 Years).....	205-206
SKM - 1	Population by Five Year Age Group and Gender – Sikkim State.....	210
SKM - 2	Main Sources of Registration of Incident Cases of Cancer - Sikkim State.....	211
SKM - 3	Number of incident Cancers by Five Year Age Group and Site (ICD-10) – Sikkim State.....	212-213
SKM - 4	Average Annual Age Specific, Crude (CR), Age Adjusted (AAR) (with Standard Error(SE)) and Truncated (35-64 yrs) (TR) Incidence Rate – Sikkim State	214-215
SKM - 5	Number (#) and Proportion (%) of Cancers by site (ICD-10) and Method of Diagnosis – Sikkim State.....	216-217
SKM - 6	Number (#) and Proportion (%) of Cancers by site (ICD-10) and Detailed Microscopic Diagnosis – Sikkim State.....	218-219
SKM - 7	Number of Cancer Deaths by Five Year Age Group and Site (ICD-10) – Sikkim State.....	220-221
SKM - 8	Average Annual Age Specific, Crude (CR), Age Adjusted (AAR) (with Standard Error (SE) and Truncated (35-64 Yrs) (TR) Mortality Rate – Sikkim State.....	222-223
SKM - 9	Cumulative Rate (Cu.Rate%) & Cumulative Risk (Cu.Risk) of Individual Sites (ICD-10) Based Age Specific Rates (from 0-64 Years and from 0-74 Years).....	224-225

LIST OF FIGURES

Page Nos.

1.1	Average Annual Crude, Age Adjusted and Truncated Incident Rates – All sites of Cancer (ICD-10) : C00-C96	5
1.2	Average Age Specific Cancer Incidence Rates – All Sites of Cancer	6-7
2.1	Ten Leading Sites of Cancer – Dibrugarh District	10
2.2	Ten Leading Sites of Cancer – Kamrup Urban District	12
2.3	Ten Leading Sites of Cancer – Silchar Town	14
2.4	Ten Leading Sites of Cancer – Imphal West District	16
2.5	Ten Leading Sites of Cancer – Mizoram State	18
2.6	Ten Leading Sites of Cancer – Aizawl District	20
2.7	Ten Leading Sites of Cancer – Mizoram State Excl. Aizawl	22
2.8	Ten Leading Sites of Cancer – Sikkim State.....	24
3.1	Proportion of Tobacco Related Cancers Relative to All Sites	28
3.2	Proportion of Specific Tobacco Related Sites Relative to all Tobacco Related Cancers	28
4.1	Relative Proportion of Cancers based on different methods of diagnosis	34-35
4.2	Relative Proportion of Cancers based on different types of Microscopic Diagnosis	37- 38
5.1	Average Annual Age Specific Cancer Mortality Rates	42- 43
5.2	Average Annual Age Specific Incidence & Mortality Rates : All Sites of Cancer – Dibrugarh District	44
5.3	Average Annual Age Specific Incidence & Mortality Rates : All Sites of Cancer – Kamrup Urban District.....	45
5.4	Average Annual Age Specific Incidence & Mortality Rates : All Sites of Cancer – Silchar Town	46
5.5	Average Annual Age Specific Incidence & Mortality Rates : All Sites of Cancer – Imphal West District.....	47
5.6	Average Annual Age Specific Incidence & Mortality Rates : All Sites of Cancer – Mizoram State	48
5.7	Average Annual Age Specific Incidence & Mortality Rates : All Sites of Cancer – Aizawl District	49
5.8	Average Annual Age Specific Incidence & Mortality Rates : All Sites of Cancer – Mizoram State Excl. Aizawl District.....	50
5.9	Average Annual Age Specific Incidence & Mortality Rates : All Sites of Cancer – Sikkim State.....	51
6.1	Comparison of Age Adjusted Incidence Rates (AAR's) of North East PBCR's with the AAR's of other PBCR's (2004-2005) – All Sites	54
6.2	Comparison of Age Adjusted Incidence Rates (AAR's) of North East PBCR's with the AAR's of other PBCR's (2004-2005) – Tongue	55
6.3	Comparison of Age Adjusted Incidence Rates (AAR's) of North East PBCR's with the AAR's of other PBCR's (2004-2005) – Mouth	55-56

6.4	Comparison of Age Adjusted Incidence Rates (AAR's) of North East PBCR's with the AAR's of other PBCR's (2004-2005) – Tonsil - Males	56
6.5	Comparison of Age Adjusted Incidence Rates (AAR's) of North East PBCR's with the AAR's of other PBCR's (2004-2005) – Oropharynx - Males	57
6.6	Comparison of Age Adjusted Incidence Rates (AAR's) of North East PBCR's with the AAR's of other PBCR's (2004-2005) – Nasopharynx - Males	57
6.7	Comparison of Age Adjusted Incidence Rates (AAR's) of North East PBCR's with the AAR's of other PBCR's (2004-2005) – Hypopharynx - Males.....	58
6.8	Comparison of Age Adjusted Incidence Rates (AAR's) of North East PBCR's with the AAR's of other PBCR's (2004-2005) – Pharynx - Males	58
6.9	Comparison of Age Adjusted Incidence Rates (AAR's) of North East PBCR's with the AAR's of other PBCR's (2004-2005) – Oesophagus	59
6.10	Comparison of Age Adjusted Incidence Rates (AAR's) of North East PBCR's with the AAR's of other PBCR's (2004-2005) – Stomach	60
6.11	Comparison of Age Adjusted Incidence Rates (AAR's) of North East PBCR's with the AAR's of other PBCR's (2004-2005) – Gall Bladder - Females	61
6.12	Comparison of Age Adjusted Incidence Rates (AAR's) of North East PBCR's with the AAR's of other PBCR's (2004-2005) – Larynx - Males.....	61
6.13	Comparison of Age Adjusted Incidence Rates (AAR's) of North East PBCR's with the AAR's of other PBCR's (2004-2005) – Lung	62
6.14	Comparison of Age Adjusted Incidence Rates (AAR's) of North East PBCR's with the AAR's of other PBCR's (2004-2005) – Breast - Females	63
6.15	Comparison of Age Adjusted Incidence Rates (AAR's) of North East PBCR's with the AAR's of other PBCR's (2004-2005) – Cervix Uteri - Females.....	63
6.16	Comparison of Age Adjusted Incidence Rates (AAR's) of North East PBCR's with the AAR's of other PBCR's (2004-2005) – Ovary - Females.....	64
6.17	Comparison of Age Adjusted Incidence Rates (AAR's) of North East PBCR's with the AAR's of other PBCR's (2004-2005) – Thyroid - Females	64
6.18	Comparison of Age Adjusted Incidence Rates (AAR's) of North East PBCR's with the AAR's of other PBCR's (2004-2005) – Myeloid Leukaemia	65
DIB-1	Population Pyramid showing Average Age Distribution – Dibrugarh District.....	73
KUD-1	Population Pyramid showing Average Age Distribution – Kamrup Urban District	95
SIT-1	Population Pyramid showing Average Age Distribution – Silchar Town.....	116
IMP-1	Population Pyramid showing Average Age Distribution – Imphal West District	135
MIZ-1	Population Pyramid showing Average Age Distribution – Mizoram State (All Districts).....	158
AIZ-1	Population Pyramid showing Average Age Distribution – Aizawl District	175
MIO-1	Population Pyramid showing Average Age Distribution – Mizoram State Excl. Aizawl District.....	191
SKM-1	Population Pyramid showing Average Age Distribution – Sikkim State	209

ACKNOWLEDGEMENTS

Dr S.K. Bhattacharya, Additional Director General, ICMR;

Dr Bela Shah, Head, Division of NCD, ICMR;

Principal Investigators and Staff of Population Based Cancer Registries of the North East;

Cooperating hospitals, nursing homes and other medical institutions;

All other Population Based Cancer Registries and Hospital Based Cancer Registries for providing data of North East;

Members of Steering Committee;

Members of Monitoring Committee;

Staff of Division of NCD, ICMR, New Delhi;

Staff of Coordinating Unit, NCRP, Bangalore;

Staff of Monitoring Unit of NERCR, Dibrugarh;

Special Cell of North East, Kolkata.

FOREWORD

This report of the North East Population Based Cancer Registries for the two year period (2005-2006) is the outcome of efforts made by the six registries as part of the National Cancer Registry Programme of the Indian Council for Medical Research. The six registries are located across four states (Assam, Manipur, Mizoram and Sikkim) of the North East and is the second report from that region.

The report provides information on incidence and patterns of cancer in the populations covered by these registries. The entire population of the states of Mizoram and Sikkim are covered by the respective cancer registry. Entire districts (Dibrugarh district in Assam state and Imphal West district in Manipur state) or part of the districts (Kamrup Urban District and Silchar Town in Assam state) are covered by the registries. The incidence rates and patterns of cancer in this second report are along the lines observed in the first report covering the two years 2003 and 2004.

This report highlights the manifold issues involved in systematic data collection for cancer research and its control in the North East region. It is hoped that this report will serve as a base for the researchers and health administrators to look afresh into the cancer problem occurring in the North East. The registries and their staff deserve appreciation for the efforts they have put in for collection of data from various sources towards the preparation of these reports.

I congratulate the Co-ordinating Unit of the National Cancer Registry Programme and its staff for bringing out this scientific report in relatively quick time.



Dr S.K. Bhattacharya
Additional Director General, ICMR

INTRODUCTION

The Indian Council of Medical Research (ICMR) initiated a network of cancer registries across the country under its National Cancer Registry Programme (NCRP) in December 1981 with three hospital and three population based cancer registries (PBCR). Over the years the registries, particularly the PBCRs have expanded so as to have 23 PBCRs under the NCRP network. The WHO project on “Development of an Atlas of Cancer in India” provided some hitherto unknown information on the incidence and patterns of cancer in the North East. Based on the leads obtained, the ICMR commenced these PBCRs in four of the eight North Eastern states in 2003. The Council has now further sanctioned commencement of three more PBCRs in the three states of Tripura, Meghalaya and Nagaland. Arunachal Pradesh is covered by the North East Cancer Atlas project. Once cancer treatment facilities are established in Arunachal Pradesh, that state could also be covered through the cancer registry.

The publications of the NCRP are based on a systematic process of data collection, verification, analyzing and tabulation of data so as to meet international standards. Cancer is the only disease for which the ICMR set up a unit for such organized data collection with exclusive staff for the same. The unit at Bangalore co-ordinates and guides the activities of the NCRP registries. The Regional Medical Research Centre at Dibrugarh also facilitates the implementation of the work by these PBCRs in the North East region. Periodic reporting on facts and figures through such reports is an outcome of such an exercise.

Overall cancer incidence is higher in the North East compared to the incidence rates available from the other parts of the country. This is particularly so in Mizoram State and Kamrup Urban District. Such high incidence rates for all sites of cancer in both males and females have not been reported earlier. The marked differences in the incidence and patterns of cancer suggest the priorities for cancer control in the North East are far different from that of the rest of the country. Therefore, a general cancer awareness programme with specific primary preventive measures should be launched. For the same reason, priorities for cancer research are also different in the North East. The ICMR has commenced a number of multi-institutional research studies based on the cancer incidence data. These include studies on the role of tobacco and pesticides in the occurrence of cancer.

In view of the expanding activities of the NCRP, the ICMR has now created a new permanent centre – National Centre for Disease Informatics and Research in Bangalore. Through this centre it is hoped, that apart from cancer, publications on other non-communicable diseases (cardiovascular disease, diabetes and stroke) will also come out in due course. Such reports will greatly help in proceeding towards understanding disease aetiology, undertaking clinical research and instituting as well as assessing control measures in a scientific way.



Dr Bela Shah

Head, Division of Non-Communicable Diseases, ICMR

National Cancer Registry Programme North East Population Based Cancer Registries

Second Report : 2005 - 2006

Executive Summary

The first report of the six population based cancer registries (PBCRs) of the North Eastern region for the two year period from 1 Jan 2003 to 31 December 2004 was published in September 2006. Two years on, the second report for the two year period from 1 January 2005 to 31 December 2006 is now published. The location of the registries as well as the areas covered are exactly the same as that of the previous report. The state of Assam has three population based cancer registries comprising Dibrugarh district, Kamrup Urban District and Silchar town. In the state of Manipur, the area covered is of one main district, namely, Imphal West district. The PBCRs at Aizawl and Gangtok encompass the entire states of Mizoram and Sikkim respectively.

The report provides information on cancer incidence and patterns in these four North East states. The overall aim and objective is to produce incidence data that can be compared with other PBCRs under the National Cancer Registry Programme (NCRP). It attempts to give clues about the burden and patterns of cancer in these areas so as to present a base for studies in cancer aetiology and control. The report is a culmination of sustained efforts made by the PBCRs of the north east.

Cancer incidence rate is generally expressed as age adjusted, or age standardized (according to world standard population) incidence rate (AAR) per 100,000 persons. In the older established registries as well as in the newer registries in the main land this rate for all anatomical sites has been around 100 per 100,000, in the urban population based registries and relatively lower in the rural registry at Barshi. The results in this second report have again recorded incidence rates of well over 100 per 100,000 persons in six of the eight registry areas identified for describing the incidence and patterns of cancer.

Chapter 1 gives a picture of cancer incidence rates and Chapter 2 summarises the leading sites of cancer. For all anatomical sites of cancer, Mizoram state (AAR: 191.5 in males 155.0 in females) as a whole and Aizawl district (AAR : 269.0 in males and 208.4 in females) in particular (the latter being the main district of Mizoram) recorded the highest AAR. Kamrup Urban District (AAR: 180.5 in males and 131.6 in females) of Assam state follows closely in having such high incidence rates. The main anatomical site of cancer that contributed to the high incidence in males in Mizoram state was stomach cancer that accounted for almost a quarter (23.6%) of all cancers in that sex. This was followed by cancer of lung, oesophagus and hypopharynx that constituted over another quarter of all cancers. Among females in Mizoram, lung cancer was the leading site comprising nearly 15.1% of all cancers in women. This was followed by stomach cancer with 15.0% of all cancers.

In the registries in Assam, among males, cancer of the oesophagus was the leading site in Dibrugarh district and Kamrup Urban District and the fourth leading site in Silchar town. As in Mizoram, lung cancer incidence rate was high in Imphal west district of Manipur, and the leading site of cancer in males and the

second leading site in females. In Sikkim, among males stomach was the leading site. Among females lung cancer was not only the second leading site after cancer cervix, but the incidence rate of lung cancer was higher in females compared to males.

Chapter 3 deals with the number and proportion of cancers associated with use of tobacco. Kamrup Urban District accounted for the highest relative proportion of tobacco related cancer sites. Seven of the ten leading sites of cancer, were anatomical sites associated with the use of tobacco (IARC, 1987). A higher relative proportion of tobacco related cancers was also seen in the other two population based cancer registries in Assam state viz, Dibrugarh district and Silchar town.

Chapter 4 deals with the basis of diagnosis while Chapter 5 gives an outline of the Mortality Data.

A comparison of cancer incidence and patterns with other older PBCRs (NCRP, 2008b, under publication) is done in Chapter 6. The incidence rates in the newer registries in the North East were higher and in some sites considerably so, especially in Mizoram and Kamrup Urban District. Apart from the sites of cancer associated with use of tobacco, the AAR of cancer of the stomach in both males (AAR: 58.8 in males and 28.9 in females) and females in Aizawl District was many times higher than that recorded in Chennai (AAR: 11.9 in males and 5.6 in females) and Bangalore (AAR : 9.3 in males and 4.9 in females).

The incidence rate of cancer of nasopharynx was uniformly higher in seven of the eight north-east registry areas (except Dibrugarh) than that seen in the PBCRs commenced in the earlier years. Delhi PBCR has consistently reported a high incidence of cancer of the gall bladder in women. Kamrup Urban District showed almost twice the incidence rate at Delhi, while Imphal West District recorded a 30% higher incidence.

The AARs of the common sites of cancer in women, viz, cervix, breast and ovary are comparable or lower than that seen in the established PBCRs. Among the TRCs, the most common site of cancer, that was several times higher than the highest AAR documented by the older PBCRs was, cancer of the lung in women (34.7 / 100,000 in Aizawl district versus 3.5 / 100,000 in Delhi). This singular characteristic as well as the other incidence and patterns seen in the north east PBCRs reconfirm the results reported in the first report and from the study on Development of an Atlas of Cancer in India (NCRP, 2006; NCRP, 2004a,b; Nandakumar *et al*, 2005).

The authenticity of the data depends on its quality, and with reference to the population based cancer registry, this would be both in terms of completeness of coverage of cancer cases in the geographic area as well as the reliability of the data. Some of the indicators of quality of data have been indicated in Chapters 4 and 5. Care has been taken to ensure that all possible sources of registration of cancer cases have been identified and a search made of all cancer cases diagnosed during the two-year period in each of these sources. Likewise the date of diagnosis has been strictly followed so as not to include cases diagnosed outside the two-year period. Standard checking of data has been done as per IARC norms (Parkin et al, 1994).

Cancer registration is a means to a purpose and not a purpose in itself. It is the forerunner of studies in descriptive epidemiology of cancer, which in turn generate specific scientific hypotheses. The cancer

registry is central to any rational programme on cancer control (Muir, C.S., 1985). The results of this report have provided a lead to set priorities for cancer research and identified target sites for cancer control measures.

Priorities for Cancer Control in the North East

Over all, cancer incidence is higher in the North East compared to the reports available in other parts of the country. This is particularly so in Mizoram State and Kamrup Urban District. Such higher incidence rates for all sites of cancer in both males and females have not been reported earlier. Therefore a general cancer awareness programme with specific primary prevention measures should be included.

The incidence of cancer of the stomach is extremely high in Mizoram State and on the higher side in Sikkim and Manipur. Therefore, an action plan to have early detection of stomach cancer through endoscopy is essential. It would be desirable to establish endoscopy units in all district hospitals in Mizoram State and selected district hospitals in Sikkim and Manipur States. Periodic visits by the gastroenterologist or other trained medical staff to conduct endoscopy as a screening procedure should be undertaken through periodic visits to the district hospitals. Simultaneously, education of the public about stomach cancer and the need for early detection including the benefits of undergoing endoscopy should be widely publicized. In patients who do come and undergo endoscopy, facilities should be created for prompt diagnosis and wherever necessary, adequate treatment.

A similar programme as above for oesophageal cancer in Assam is also essential.

Since lung cancer is also very common and of high incidence in both men and women in these states, campaigns on harmful effects of tobacco as also early detection programmes for lung cancer should be instituted. The value of a simple chest X-ray in early detection of, or at least picking early stage, lung cancer should be tried out as a pilot project and subsequently extended.

Besides the above, cancer of the gall bladder especially in women, also shows a higher incidence in these areas. The specific risk factors for gall bladder cancer are largely unknown. Therefore, programmes for early detection need to be taken up. The value of ultrasound as a method of early detection of gall bladder cancer should be tested out.

Cancer of the nasopharynx is also high in these North East States. Nasal and Oropharyngeal examination by trained medical personnel could help in the early detection of these cancers also.

National Cancer Registry Programme

The National Cancer Registry Programme (NCRP) was commenced by the Indian Council of Medical Research (ICMR) with a network of cancer registries across the country in December 1981. The main objectives of this Programme were: 1. To generate reliable data on the magnitude and patterns of cancer; 2. Undertake epidemiological studies based on results of registry data; 3. Help in designing, planning, monitoring and evaluation of cancer control activities under the National Cancer Control Programme (NCCP); 4. Develop training programmes in cancer registration and epidemiology.

With these objectives three population based cancer registries (PBCRs) at Bangalore, Chennai and Mumbai and three hospital based cancer registries (HBCRs) at Chandigarh, Dibrugarh and Thiruvananthapuram were commenced from 1 January 1982. The PBCRs have gradually expanded over the years and as of now there are 20 PBCRs under the NCRP network and these are illustrated in the adjoining map. Three more PBCRs at Meghalaya, Nagaland and Tripura are to commence operation soon. These 3 PBCRs will add to the six PBCRs in the North East that have started accessing data from 1 January 2003.

The NCRP is a long term activity of the ICMR and the six PBCRs of this report are now included under the NCRP. The office of the NCRP is located in Bangalore. It is assisted by a Steering committee and a Monitoring committee that meets periodically to oversee and guide its functioning. A review meeting is held annually where the Principal Investigators and staff of the registries present results and participate in the discussions. The meeting is preceded by a workshop.

Cancer registration in India is active and staff of all registries visit hospitals, pathology laboratories and all other sources of registration of cancer cases on a routine basis. Death certificates are also scrutinized from the municipal corporation units and information collected on all cases where cancer is mentioned on the death certificates.

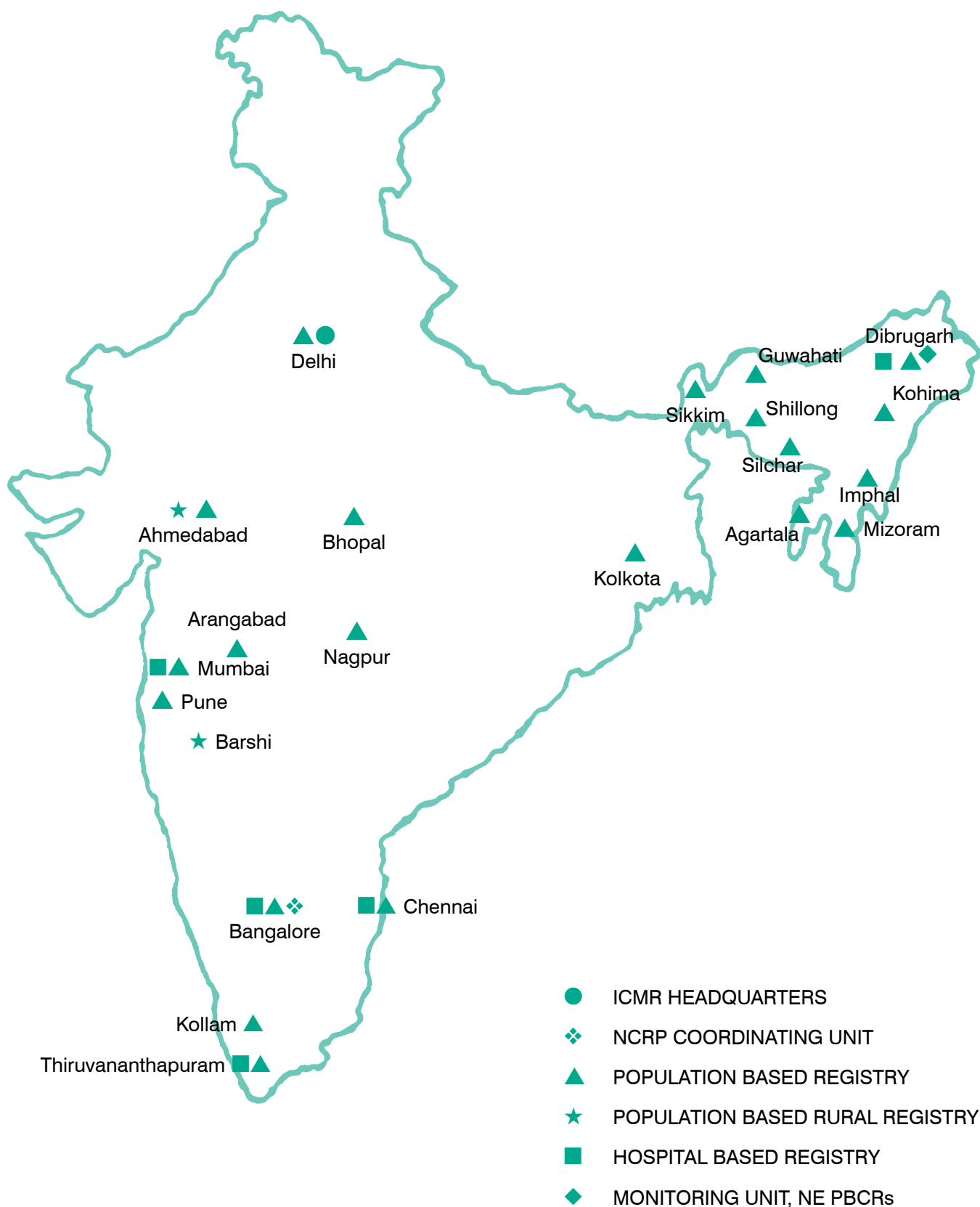
The information that is collected on a core form that is computer ready is subsequently entered on to a computer. Over the years, the registries and the office of the NCRP have used modern advances in electronic information technology to not only enter the data but also help in specific activities that involves checking of the data, verification of duplicates and matching mortality and incidence records. Electronic processing of data is now being tried out in some registries.

Data quality and completeness of coverage is a prime requisite for good cancer registration. This is ensured to the best possible extent by the NCRP.

Over the years, the staff from registries and the NCRP have benefited from both short term and long term training fellowships in established institutions in developed countries. This has helped the working of the cancer registries and also to evolve epidemiological studies. Data from the NCRP registries is regularly published in succeeding volumes of Cancer Incidence in Five Continents published by the International Agency for Research on Cancer - the cancer research arm of the World Health Organization (WHO).

NATIONAL CANCER REGISTRY PROGRAMME

(Indian Council of Medical Research)



MONITORING UNIT

North East Regional Population Based Cancer Registry (NERPBCR), Regional Medical Research Centre For North-East (RMRC-NE), Dibrugarh, Assam

The Indian Council of Medical Research (ICMR), New Delhi initiated a network of North East Population Based Cancer Registries (NE PBCR) from January 2003 under the National Cancer Registry Programme (NCRP) in the 4 (four) North Eastern States of India. Regional Medical Research Centre (RMRC-NE) of North East, Dibrugarh is the monitoring unit for these registries.

The six Population Based Cancer Registries covered the following areas of:

1. Assam State:
 - i. Dibrugarh District
 - ii. Kamrup Urban District
 - iii. Silchar Town
2. Manipur state: Imphal West District
3. Mizoram state: Entire Mizoram state
4. Sikkim state: Entire state of Sikkim

Principal Investigator of the monitoring unit i.e. Director of RMRC-NE, Dibrugarh, coordinates all the technical and administrative functions of the registries of the NERPBCR. The Coordinating Unit of NCRP, Bangalore and other Steering Committee members of NCRP discuss the core issues for the smooth functioning of the cancer registries of north east from time to time. Monitoring unit keeps a constant touch with NCRP office at Bangalore for guidance, help and training of staff at different levels.

The investigators and staff of Monitoring Unit visits different NE PBCRs at different time and discuss various aspects of working of the registry, difficulties in abstraction, problems in coding and discussion on medical terminologies, statistical and epidemiologic methods.

Apart from this, the Monitoring Unit undertakes and coordinates epidemiologic and other research studies. They ensure that the quality of data is of a high standard and that coverage of cancer cases in the registry area is as complete as possible.

Finally data are sent to NCRP office at Bangalore for further check, verification and compilation.

As per recommendation of the 22nd Annual Review Meeting of NCRP held at Ahmedabad, 2006, a Workshop for the registry staff of the NE PBCR on “Cancer Registration – Using Data Sets for Research, Analysis and Publications” was organized by RMRC, Dibrugarh, the Monitoring unit of North East Population Based Cancer Registry (NE PBCR) in association with National Cancer Registry Programme (NCRP), Bangalore at the RMRC, Dibrugarh, Assam for 4 days from the 10th June to 13th June 2007.

The objective of the workshop was to train the northeast cancer registry staff – for Preparation of Research Proposal; analyse the data sets of cancer registries of northeast so as to publish the result as paper.

They were trained on the research methods like the designing, planning and conducting of epidemiological research. There were also sessions on methods for publication of scientific papers on cancer. The participants were taught the concepts and definition of Biostatistics and Epidemiology. There were practical demonstrations on the use of software like SPSS and EPI Info-6 on individual registry data sets. The participants were given the “Hands on” working experience of data sets. The workshop was concluded after thorough and complete coverage of all aspects of process of preparing research proposal, data analysis and publication of papers.

Brief salient findings of the North East Regional Population Based Cancer Registry:

Stomach is the leading site based on the incidence of all cancers among male in the entire North-East Cancer Registry areas. Mizoram state contributed about 40% of the total stomach cancer cases in the region. The next leading site of cancer in the region is cancer of the oesophagus of which Assam state contributed 60% of the total cases (Kamrup, Dibrugarh and Silchar). The next leading site of cancer incidence in the region is Lung and Liver of which the major contributing registries are Imphal, 35% (Manipur state) and Sikkim state (55%) respectively. The other leading sites in different registries of the northeast were- tonsil, tongue, hypopharynx, nasopharynx, larynx and mouth.

Though breast and cervix are the two major leading site of cancer incidence in the North-East Cancer Registry areas among females, in some registries the incidence of lung cancer (Imphal & Mizoram), stomach cancer (Mizoram) and oesophagus cancer (Silchar) is higher than that of breast and cervix cancer. The other leading sites of cancer among females which need a mention are thyroid in Imphal, gall bladder in Mizoram, Silchar, Kamrup and Dibrugarh and Myeloid leukemia in Sikkim, Imphal and Dibrugarh.

The incidence pattern of some of the cancer sites of the north east are comparable to other parts of world. The incidence is higher in comparison to other PBCRs of India.

The findings of these north-east cancer registries have set priorities for cancer research and identified target sites for cancer control measures such as stomach cancer in Mizoram, oesophageal cancer in Assam, lung cancer in Mizoram and Manipur, gall bladder cancer among females in Assam, nasopharyngeal cancer in Manipur and Sikkim, liver cancer in Sikkim and thyroid cancer among females in Manipur.

There also appears a need to have an extended and explicit programme of cancer control for the north east region of India, not only because of the high incidence of certain cancers, but also because of the distinct patterns of cancer seen here than that observed in the rest of the country.

Faculty:

1. Dr. P.S.S. Sundar Rao, Steering Committee Member of NCRP, Bangalore
2. Dr. A. Nandakumar, Coordinating Unit of NCRP, Bangalore
3. Dr. J. Mahanta, RMRC-NE, Monitoring Unit of NE PBCR, Dibrugarh
4. Mr. P. Gangadharan, Monitoring Committee Member of NCRP, Kochi
5. Dr. B.B. Yeole, Cancer Research Centre, Mumbai
6. Dr. T. Ramnath, Coordinating Unit of NCRP, Bangalore
7. Dr. Meesha Chaturvedi, Coordinating Unit of NCRP, Bangalore
8. Mr. A. Srivastava, Bhopal Cancer Registry, Bhopal
9. Dr. R.K. Phukan, RMRC-NE, Monitoring Unit of NE PBCR, Dibrugarh.

Participants:

2. Dr. M.S. Ali, PBCR, Dibrugarh
3. Dr. Rafiqua Akhtar, PBCR, Dibrugarh
4. Mr. Ratul Dutta, PBCR, Dibrugarh
5. Mr. S.K. Bhuyan, PBCR, Dibrugarh
6. Dr. J.D. Sharma, PBCR, Guwahati
7. Ms. Geetanjali Devi, PBCR, Guwahati
8. Dr. Raja Prosanta Banik, PBCR, Silchar
9. Dr. Yogesh Verma, PBCR, Sikkim
10. Dr. E. Zomawia, PBCR, Mizoram
11. Ms. V.L. Thlamuani, PBCR, Mizoram
12. Dr. Y. Mohen Singh, PBCR, Imphal
13. Dr. O. Vijaya Devi, PBCR, Imphal
14. Dr. Rupali Baruah, Assam Medical College, Dibrugarh
15. Dr. D. Saikia, Monitoring Unit of NE PBCR, RMRC-NE, Dibrugarh
16. Mr. Manash Protim Barman, Monitoring Unit of NE PBCR, RMRC-NE, Dibrugarh.

Chapter 1

POPULATION AND CANCER INCIDENCE

There are six Population Based Cancer Registries (PBCR) under the National Cancer Registry Programme (NCRP) of the ICMR are functioning in the North Eastern part of India. The areas covered by these PBCRs classified by the respective states are:

Assam State (AS) covering

- a. Dibrugarh District;
- b. Kamrup Urban District;
- c. Silchar Town which from the year 2007 has been expanded to cover Cachar District.

Manipur State (MR) – covering Imphal West District which from the year 2007 will cover entire Manipur State. A few preliminary figures on overall incidence rates for other districts are provided.

Mizoram State (MZ) – covering the entire state.

Sikkim State (SK) – covering the entire state.

Mizoram state has been further examined for the purpose of this report, separately as Aizawl district - a main district of Mizoram state and the areas of the state other than Aizawl district. This was mainly done to explore whether Aizawl district has different cancer incidence and patterns as compared to the rest of the areas in Mizoram state.

Thus, in the report when mention is made of three registry areas of Mizoram, it refers to

- (i) Mizoram state as a whole;
- (ii) Aizawl district only;
- (iii) All other districts combined, except Aizawl district.

Table 1.1 gives the estimates of average population (males and females for the two years-2005 and 2006) covered by the respective PBCRs. In males (females), the average population ranged between 1,87,729 (1,79,859) in Aizawl district to 6,48,426 (6,12,536) in Dibrugarh district.

Table 1.2 provides the total number of cancers registered in these registry areas. In males (females), the number of cases registered ranged between 157(102) cases in Silchar town to 1410 (878) in Kamrup Urban District.

The cancer incidence data that is provided in this report pertains to the cancer cases, diagnosed during the period - 1 January 2005 to 31 December 2006.

TABLE 1.1: Average Population at Risk (2005-2006)

Registry	Male	Female	Total Population
Dibrugarh District	648426	612536	1260963
Kamrup Urban District	570385	493593	1063979
Silchar Town	101582	98759	200342
Imphal West District	238061	241624	479686
Mizoram State	517241	487374	1004616
Aizawl District	187729	179859	367589
Mizoram State - Excl. Aizawl	329512	307515	637027
Sikkim State	331714	289618	621332

TABLE 1.2: Total Number of cases Registered (2005 - 2006)

Registry	Male	Female	Total Cases
Dibrugarh District	944	698	1642
Kamrup Urban District	1410	878	2288
Silchar Town	157	102	259
Imphal West District	403	522	925
Mizoram State	1279	994	2273
Aizawl District	637	494	1131
Mizoram State - Excl. Aizawl	642	500	1142
Sikkim State	404	361	765

TABLE 1.3: Crude (CR), Age Adjusted (AAR) and Truncated (TR) incidence rates per 100,000 population (2005-2006) in Different North East PBCRs

Registry	Males			Females		
	CR	AAR	TR	CR	AAR	TR
Dibrugarh District	72.8	105.2	191.9	57.0	80.2	171.6
Kamrup Urban District	123.6	180.5	299.7	88.9	131.6	266.6
Silchar Town	77.3	91.9	172.7	51.6	58.8	129.7
Imphal West District	84.6	106.3	177.6	108.0	124.8	240.1
Mizoram State	123.7	191.5	358.6	102.0	155.0	283.2
Aizawl District	169.7	269.0	470.7	137.3	208.4	385.1
Mizoram State - Excl. Aizawl	97.4	149.6	297.2	81.3	124.1	225.3
Sikkim State	60.9	95.4	145.5	62.3	104.3	192.8

TABLE 1.4(a): Average Population at Risk (2005-2006)

Registry Area	Male	Female	Total Population
MANIPUR STATE	1190951	1176718	2367669
Senapati District	69718	66581	136299
Tamenglong District	65885	60334	126219
Churachandpur District	132358	125766	258124
Imphal West District	238061	241624	479685
Bishnupur District	111733	111455	223188
Thoubal District	201272	202609	403881
Imphal East District	214347	215219	429566
Ukhrul District	82363	76779	159142
Chandel District	75215	76353	151567

TABLE 1.4(b): Total Number of cases Registered (2005-2006)

Registry Area	Male	Female	Total Cases
MANIPUR STATE	1179	1326	2505
Senapati District	87	62	149
Tamenglong District	26	21	47
Churachandpur District	101	78	179
Imphal West District	403	522	925
Bishnupur District	116	139	255
Thoubal District	165	215	380
Imphal East District	174	202	376
Ukhrul District	69	47	116
Chandel District	38	40	78

TABLE 1.4 (c): Crude (CR), Age Adjusted (AAR) and Truncated (TR) incidence rates per 100,000 population (2005-2006)

Registry Area	Males			Females		
	CR	AAR	TR	CR	AAR	TR
MANIPUR STATE	49.5	68.7	125.6	56.3	74.4	148.7
Senapati District	62.4	105.0	232.3	46.6	69.2	145.7
Tamenglong District	19.7	31.4	65.9	17.4	25.7	59.4
Churachandpur	38.2	55.5	128.5	31.0	43.6	86.4
Imphal West District	84.6	106.3	177.6	108.0	124.08	240.1
Bishnupur District	51.9	67.8	109.0	62.4	85.2	182.0
Thoubal District	41.0	59.7	103.6	53.1	73.5	150.9
Imphal East District	40.6	54.2	96.0	46.9	57.7	114.5
Ukhrul District	41.9	59.3	139.0	30.6	42.0	92.6
Chandel District	25.3	37.5	57.4	26.2	41.6	81.8

Table 1.3 and Figure 1.1 provide the Crude (CR), Age Adjusted (AAR) and Truncated (TR) incidence rates per 100,000 population for the eight registry areas.

Assam State (AS): Among the three PBCRs in Assam, Kamrup Urban District registered the highest rates (CR: 123.6; AAR: 180.5; TR: 299.7) followed by Silchar town (CR: 77.3; AAR: 91.9; TR: 172.7) and Dibrugarh district (CR.: 72.8; AAR: 105.2; TR: 191.9) in males. Among males the CR was higher in Silchar Town compared to Dibrugarh District (77.3 vs. 72.8). However, the AAR was higher in Dibrugarh District (105.2 vs. 91.9) signifying a relatively higher proportion of younger population in Dibrugarh District as compared to Silchar Town.

Manipur State (MR) - Imphal West District: The incidence rates - CR (84.6 vs 108.0); AAR (106.3 vs 124.8) and TR (177.6 vs 240.1) were relatively higher among females as compared to males.

Mizoram State: Mizoram state as a whole recorded a CR of 123.7 (AAR: 191.5) in males and a CR of 102.0 (AAR: 155.0) in females. Both CR and AAR in Males and Females were higher in Aizawl District compared to the rest of Mizoram state.

Sikkim State: Sikkim had the lowest CR (60.9), AAR (95.4) and TR (145.5) among males.

Figure 1.2 gives the age specific incidence rate for males and females in log and arithmetic scales. The age specific incidence rate in both males and females start increasing from the age of 40 years and increases till the age of 75+ years.

Table 1.4 Provides the details (average population at risk, cancer cases registered, crude, age adjusted and truncated incidence rates) for Manipur State as a whole and district wise.

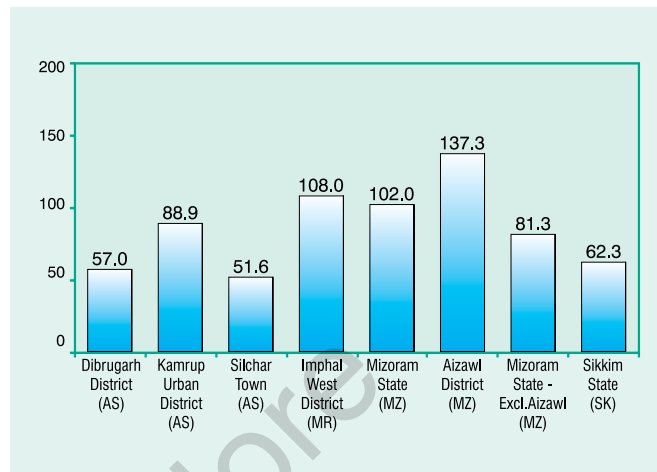
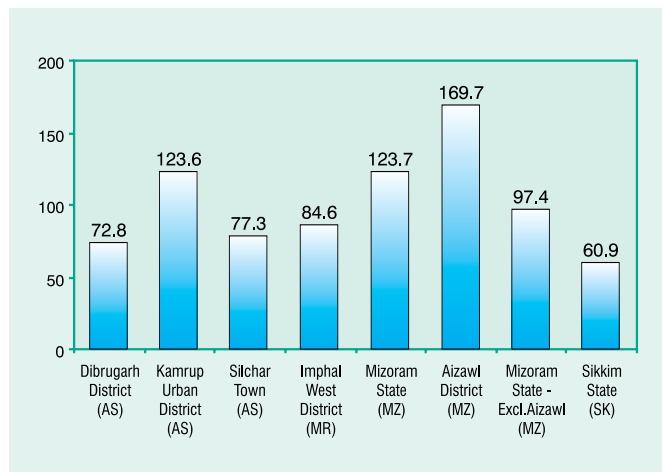
Comparison with 2003-2004: Dibrugarh District, Imphal West District and Sikkim State recorded higher AARs in both males and females during 2005-2006 when compared with that of 2003-2004. In Mizoram State (both males and females) and males in Kamrup Urban District, the AARs between the two time periods were comparable. However, females in Kamrup Urban District and both males and females in Silchar Town recorded a decline in AARs.

Fig. 1.1: Average Annual Crude, Age Adjusted and Truncated Incidence Rates (2005-2006)
All Sites of Cancer : ICD-10 : C00 - C96

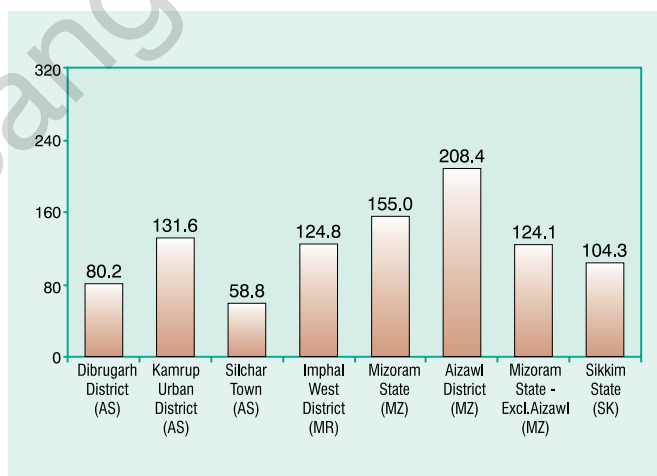
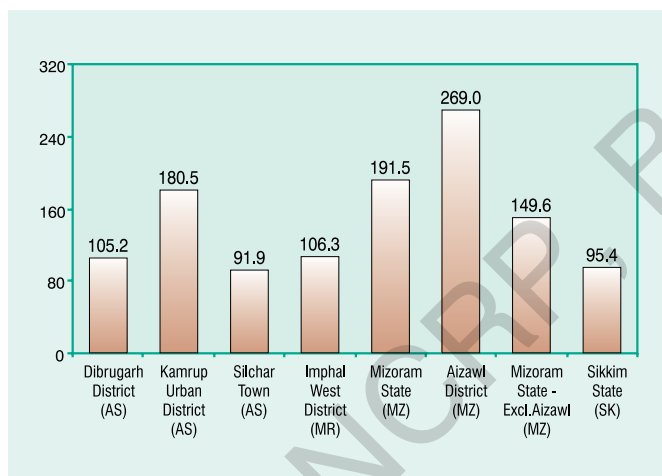
MALES

FEMALES

Crude Rate



Age Adjusted Rate



Truncated Rate

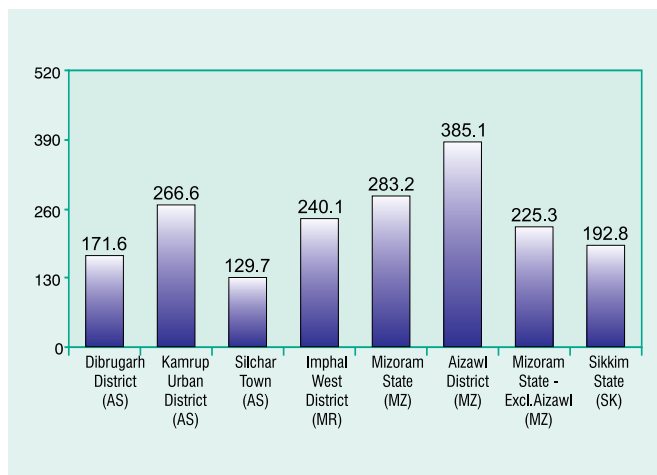
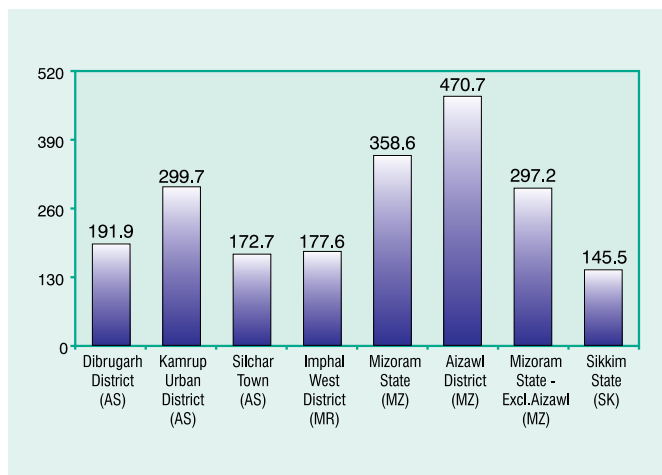


Fig. 1.2(a): Average Age Specific Cancer Incidence Rates per 100,000 persons
All Sites of Cancer (2005-2006)
MALES

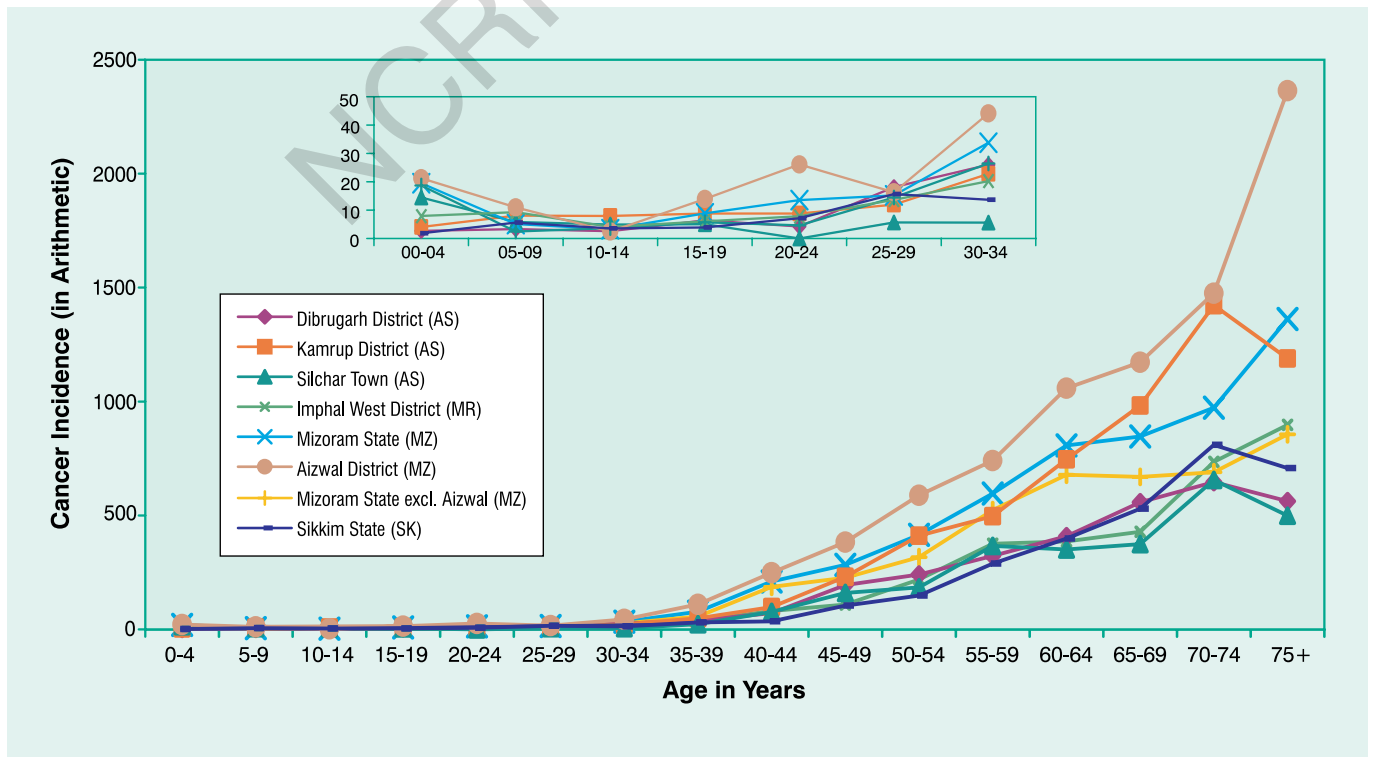
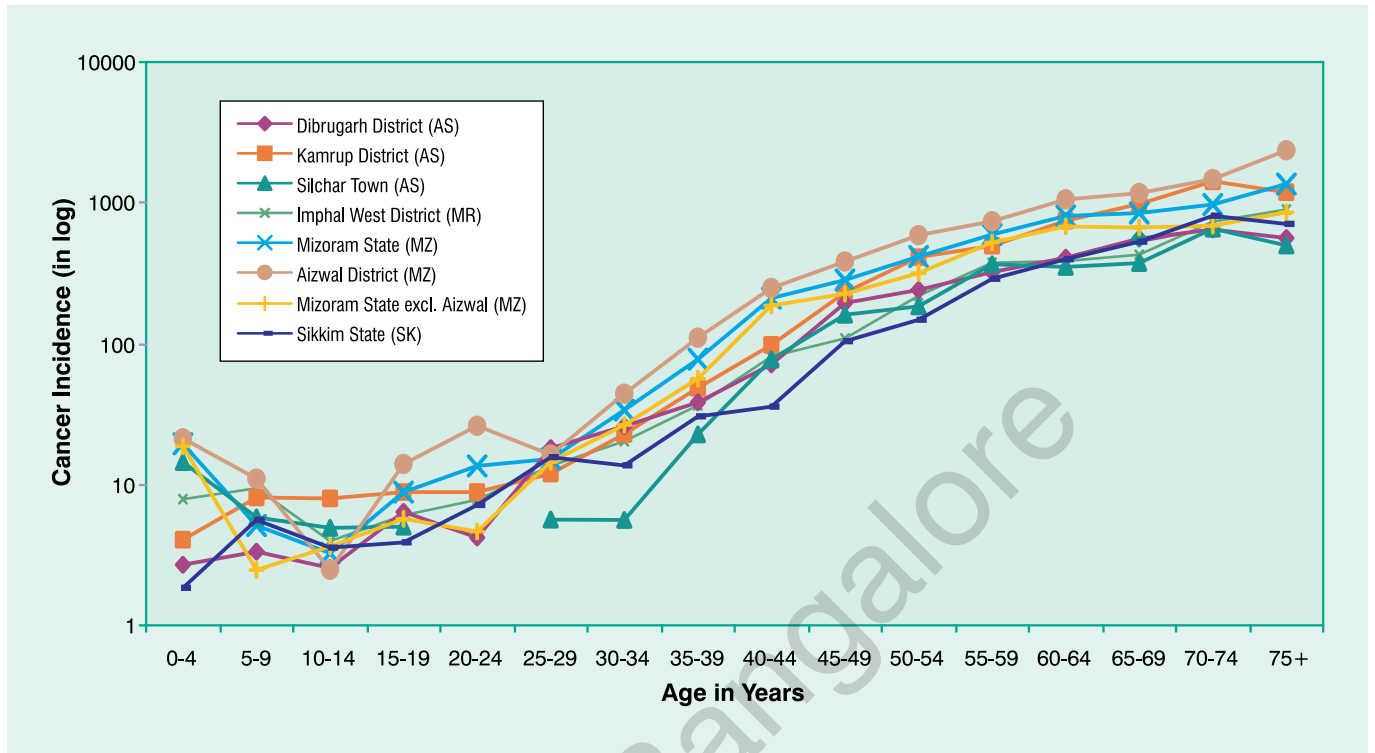
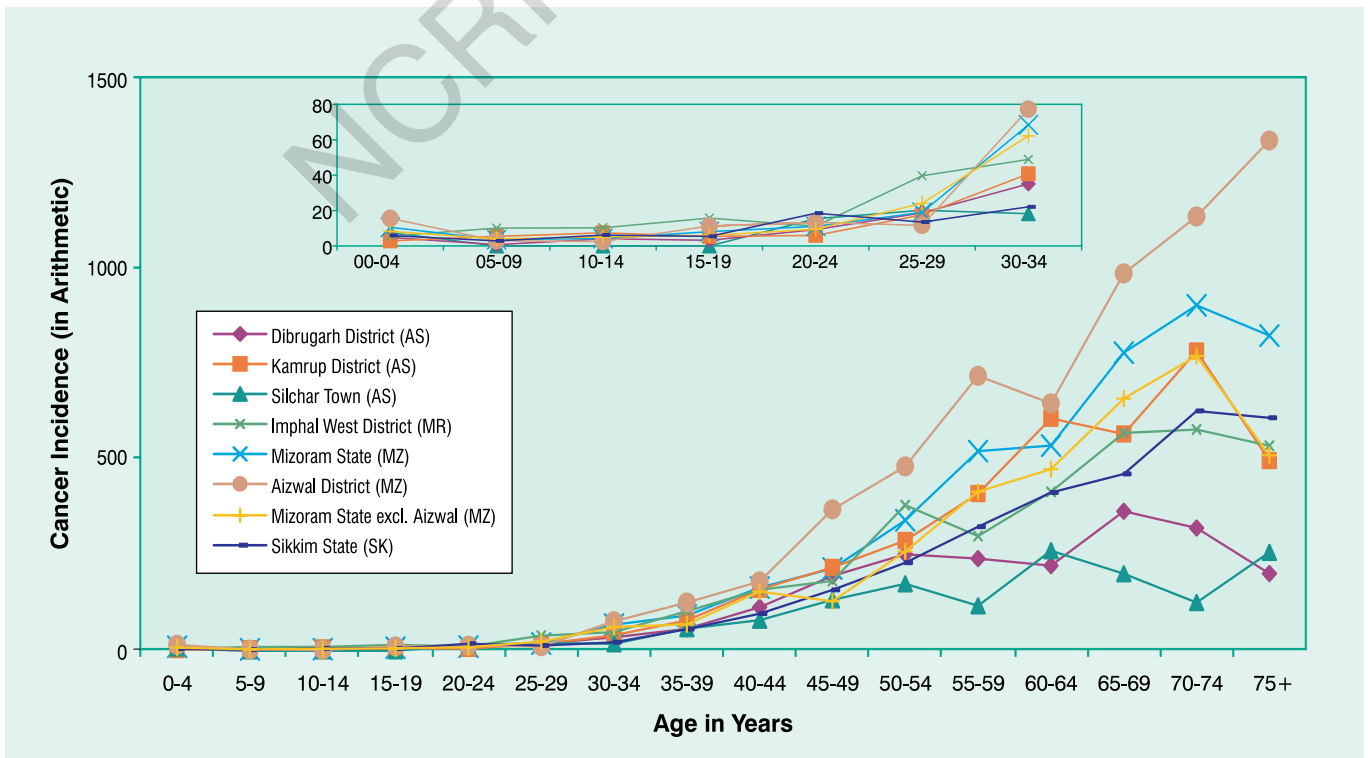
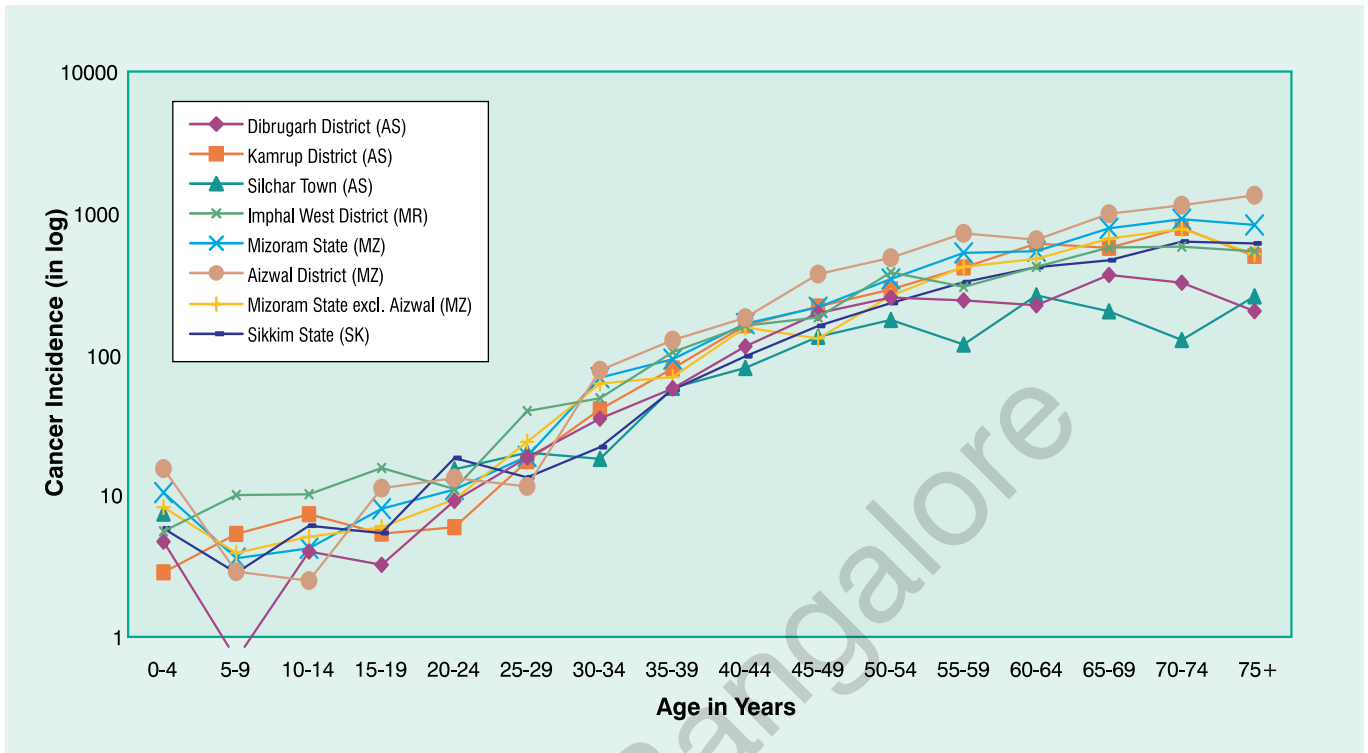


Fig. 1.2(b): Average Age Specific Cancer Incidence Rates per 100,000 persons
All Sites of Cancer (2005-2006)
FEMALES



Chapter 2

LEADING SITES OF CANCER

The leading sites of cancer in the different registries are given in Tables and Figures 2.1 to 2.8. Each table and corresponding figure identifies the ten leading sites of cancer based on relative proportion in relation to all sites of cancer and based on the International Classification of Diseases (ICD-10). The bar charts of the figure indicate the relative proportion for each site with the Age Adjusted Incidence Rates (AAR) given in parentheses.

ASSAM STATE (AS)

Dibrugarh District (Table 2.1 & Fig. 2.1)

In males, oesophagus was the leading site of cancer with an AAR of 19.6 per 100,000 contributing about 17.9% of the total cases followed by cancer of hypopharynx (AAR: 13.4), mouth (AAR: 7.3), stomach (AAR: 7.5) and lung (AAR: 6.3). In females cancer of the oesophagus (AAR: 12.8) was the leading site followed by breast (AAR: 10.4), ovary (AAR: 5.6), gall bladder (AAR: 6.9) and cervix uteri (AAR: 5.1).

Kamrup Urban District (Table 2.2 & Fig. 2.2)

In males, oesophagus was the leading site of cancer contributing about 19.4% of the total cases with an AAR of 34.4 per 100,000 followed by hypopharynx (AAR: 19.9), lung (AAR: 15.0), tongue (AAR: 11.2) and larynx (AAR: 9.9). In females, breast was the leading site of cancer (AAR: 17.5) contributing 15.4% of the total cases. It was followed by the cancer of the cervix (AAR: 17.3), oesophagus (AAR: 16.5) and gallbladder (AAR: 14.3).

Silchar Town (Table 2.3 & Fig. 2.3)

In males, the first five leading sites of cancer were: lung (AAR: 19.2), larynx (AAR: 5.9), hypopharynx (AAR: 6.4), oesophagus (AAR: 5.6) and pharynx unspecified (AAR: 4.2). In females, the leading sites were: cervix uteri (AAR: 12.1), oesophagus (AAR: 9.6), breast (AAR: 7.3), gallbladder (AAR: 4.7) and tongue (AAR: 2.5). Comparison of the leading sites of cancer in Silchar Town needs to be interpreted with caution, as the values for most of the leading sites are in single digits in both males and females.

TABLE 2.1 : Ten Leading Sites of Cancer - Dibrugarh District (DIB) - (2005-2006)

Number of Cases, Relative Proportion (%), Crude Rate (CR), Age Adjusted Rate (AAR) and Truncated Rate (TR)

Males

SI.No.	Leading Sites	No. of Cases	%	CR	AAR	TR
1	Oesophagus	169	17.9	13.0	19.6	38.2
2	Hypopharynx	116	12.3	8.9	13.4	21.4
3	Mouth	66	7.0	5.1	7.3	14.1
4	Stomach	65	6.9	5.0	7.5	12.5
5	Lung	52	5.5	4.0	6.3	9.7
6	Larynx	41	4.3	3.2	4.7	8.6
7	Tongue	37	3.9	2.9	4.0	8.2
8	Liver	33	3.5	2.5	3.6	8.8
9	Myeloid Leukaemia	25	2.6	1.9	2.0	3.0
10	Colon	23	2.4	1.8	2.5	4.8
	All Sites	944	100.0	72.8	105.2	191.9

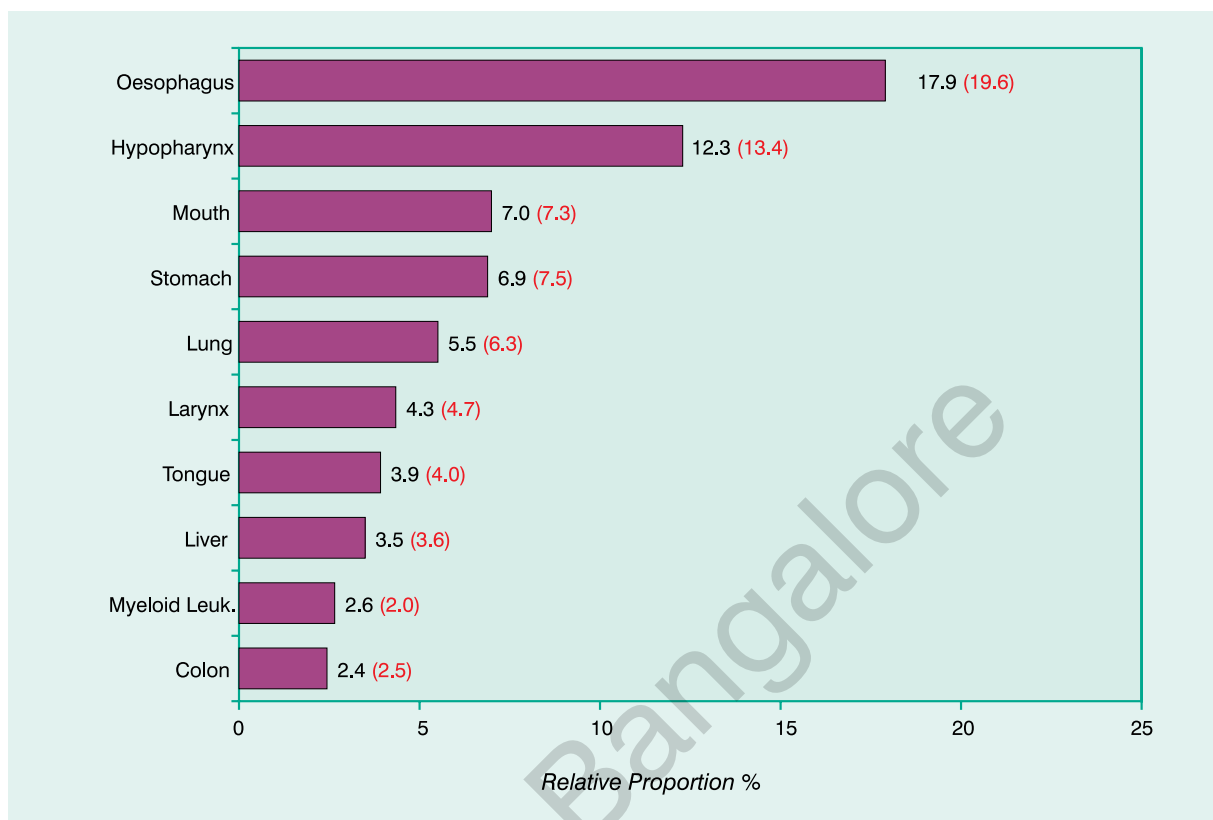
Females

SI.No.	Leading Sites	No. of Cases	%	CR	AAR	TR
1	Oesophagus	97	13.9	7.9	12.8	26.1
2	Breast	96	13.8	7.8	10.4	26.3
3	Ovary	61	8.7	5.0	5.6	12.4
4	Gallbladder	54	7.7	4.4	6.9	13.8
5	Cervix Uteri	46	6.6	3.8	5.1	14.0
6	Stomach	41	5.9	3.3	4.2	9.7
7	Hypopharynx	30	4.3	2.4	3.4	7.6
8	Mouth	25	3.6	2.0	2.8	5.2
9	Liver	18	2.6	1.5	2.3	3.9
10	Colon	17	2.4	1.4	2.1	1.6
	All Sites	698	100.0	57.0	80.2	171.6

Fig. 2.1: Ten Leading Sites of Cancer - Dibrugarh District (DIB) - (2005-2006)

Age Adjusted Rates given in parentheses

Males



Females

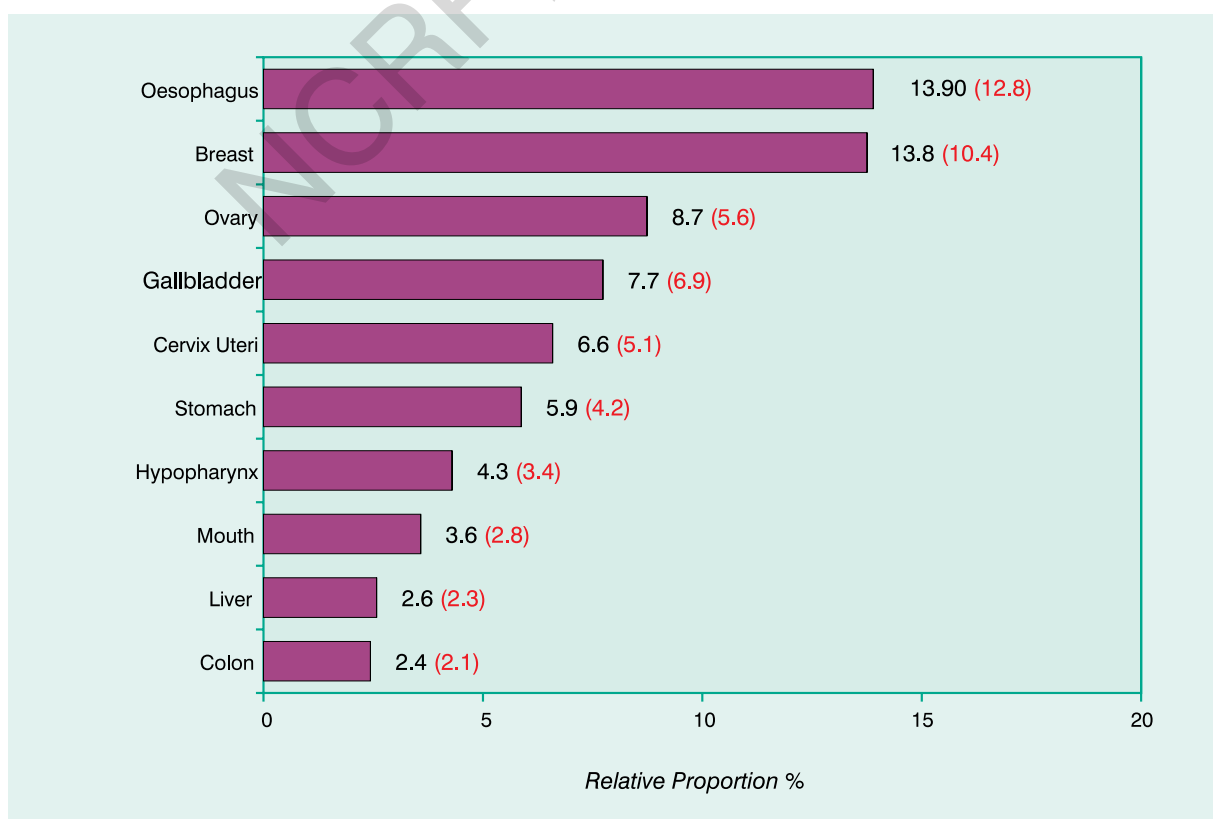


TABLE 2.2 : Ten Leading Sites of Cancer - Kamrup Urban District (KUD) - (2005-2006)

Number of Cases, Relative Proportion (%), Crude Rate (CR), Age Adjusted Rate (AAR) and Truncated Rate (TR)

Males

Sl.No.	Leading Sites	No. of Cases	%	CR	AAR	TR
1	Oesophagus	273	19.4	23.9	34.4	67.5
2	Hypopharynx	150	10.6	13.1	19.9	32.3
3	Lung	100	7.1	8.8	15.0	17.3
4	Tongue	87	6.2	7.6	11.2	16.2
5	Larynx	73	5.2	6.4	9.9	14.3
6	Mouth	70	5.0	6.1	9.3	14.3
7	Stomach	64	4.5	5.6	8.1	17.9
8	Tonsil	59	4.2	5.2	6.6	15.4
9	Oth. Oropharynx	51	3.6	4.5	6.8	13.7
10	Gallbladder	46	3.3	4.0	5.3	10.4
	All Sites	1410	100.0	123.6	180.5	299.7

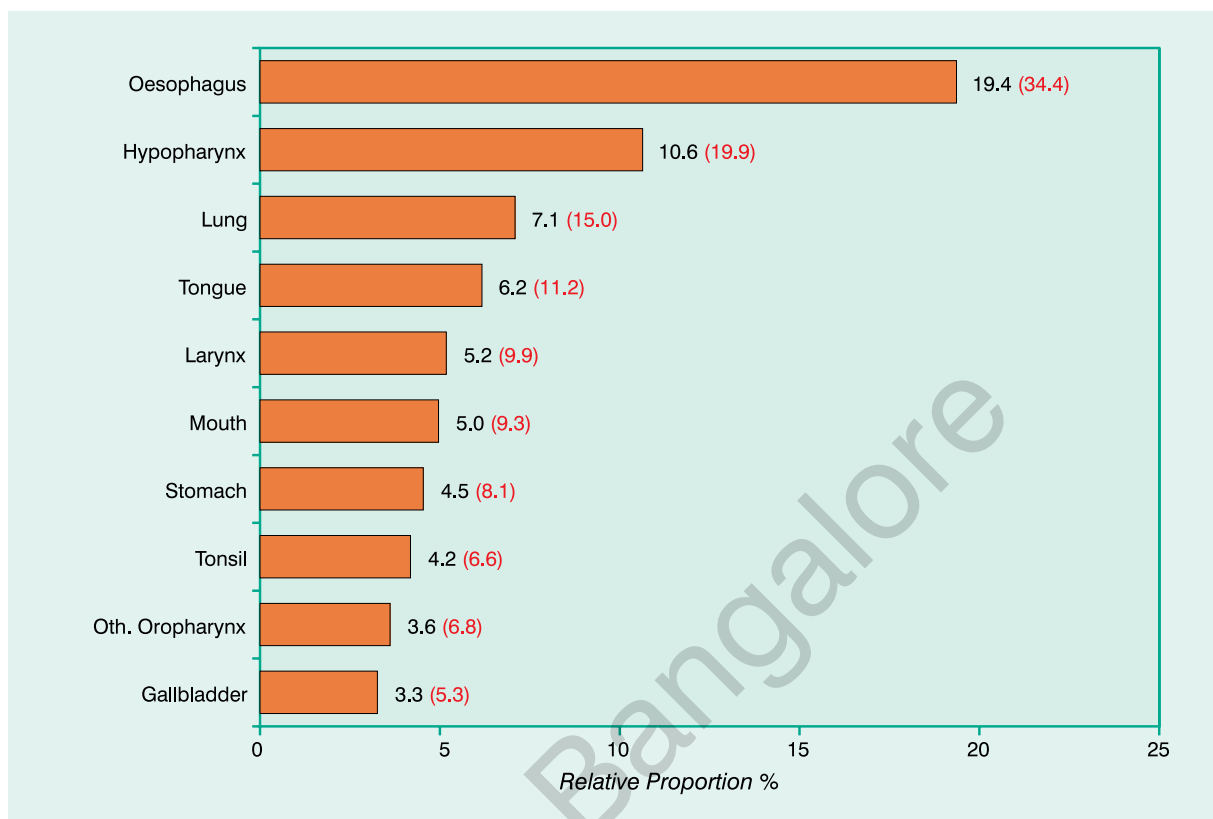
Females

Sl.No.	Leading Sites	No. of Cases	%	CR	AAR	TR
1	Breast	135	15.4	13.7	17.5	39.8
2	Cervix Uteri	126	14.4	12.8	17.3	43.5
3	Oesophagus	102	11.6	10.3	16.5	30.3
4	Gallbladder	94	10.7	9.5	14.3	30.7
5	Ovary	53	6.0	5.4	7.7	16.9
6	Mouth	41	4.7	4.2	7.2	11.9
7	Hypopharynx	25	2.8	2.5	4.5	7.2
8	Lung	22	2.5	2.2	3.9	8.9
9	Tongue	18	2.1	1.8	2.9	4.6
10	Stomach	18	2.1	1.8	2.7	6.0
	All Sites	878	100.0	88.9	131.6	266.6

Fig. 2.2 : Ten Leading Sites of Cancer - Kamrup Urban District (KUD) - (2005-2006)

Age Adjusted Rates given in parentheses

Males



Females

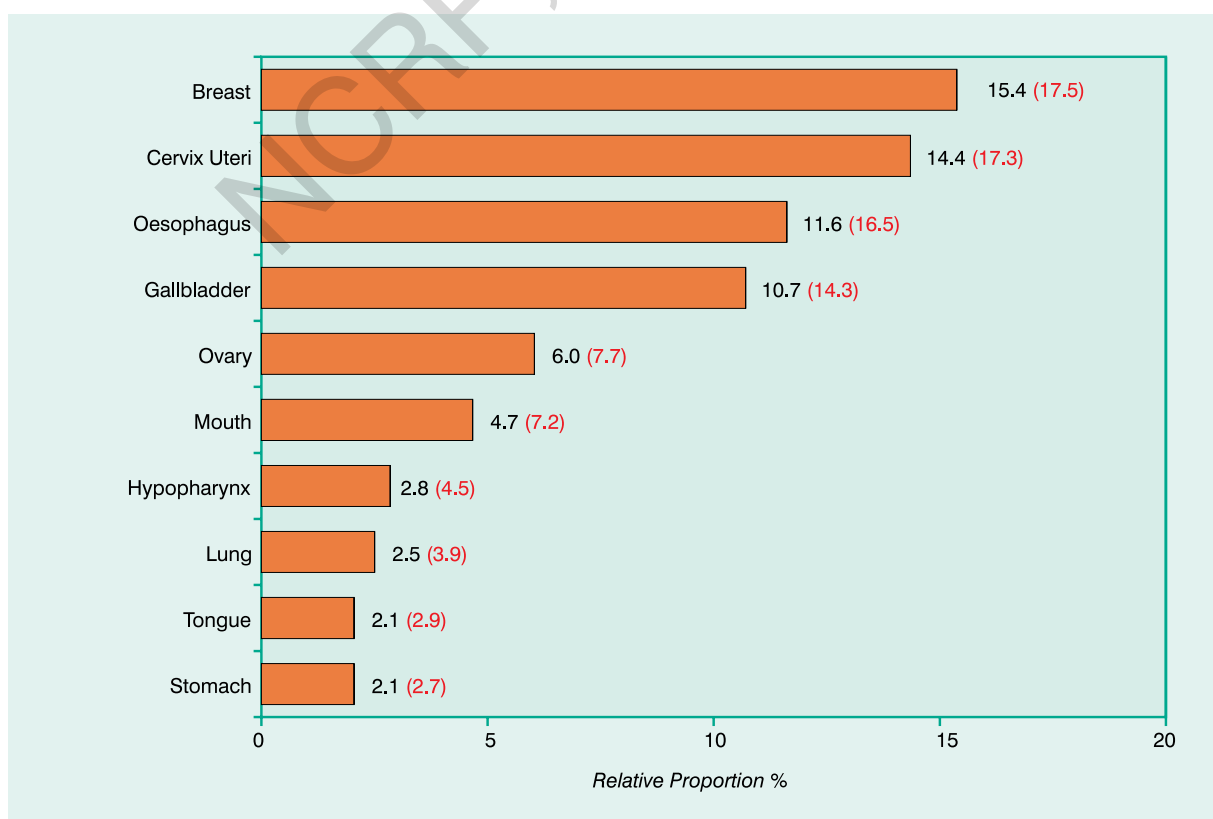


TABLE 2.3 : Ten Leading Sites of Cancer - Silchar Town (SIT) - (2005-2006)

*Number of Cases, Relative Proportion (%), Crude Rate (CR), Age Adjusted Rate (AAR)
and Truncated Rate (TR)*

Males

Sl.No.	Leading Sites	No. of Cases	%	CR	AAR	TR
1	Lung	30	19.1	14.8	19.2	35.5
2	Larynx	11	7.0	5.4	5.9	14.6
3	Hypopharynx	10	6.4	4.9	6.4	11.6
4	Oesophagus	10	6.4	4.9	5.5	11.3
5	Pharynx Unsp.	7	4.5	3.4	4.2	9.1
6	Mouth	7	4.5	3.4	3.4	8.8
7	Stomach	5	3.2	2.5	3.2	1.4
8	Tonsil	5	3.2	2.5	3.2	5.9
9	Tongue	5	3.2	2.5	3.2	8.0
10	Gallbladder	4	2.5	2.0	2.3	7.4
	All Sites	157	100.0	77.3	91.9	172.7

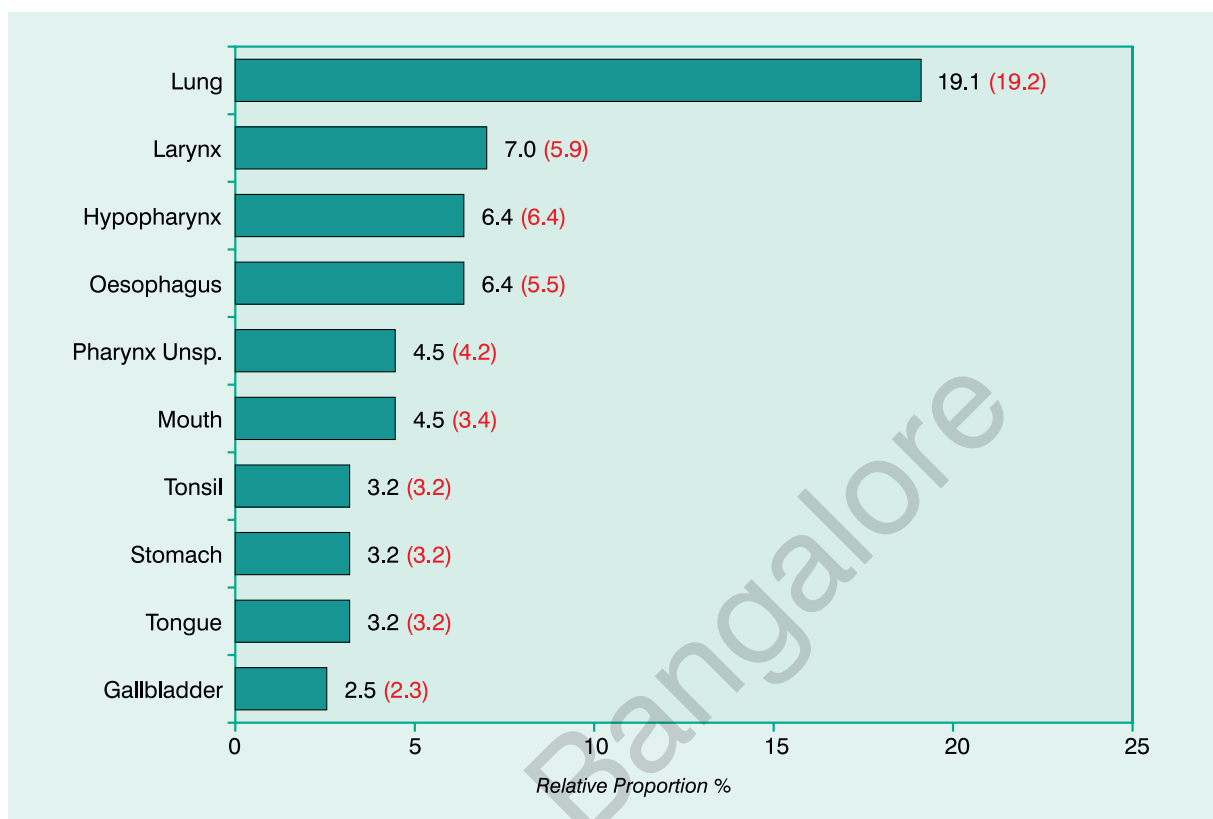
Females

Sl.No.	Leading Sites	No. of Cases	%	CR	AAR	TR
1	Cervix Uteri	21	20.6	10.6	12.1	36.8
2	Oesophagus	16	15.7	8.1	9.6	16.1
3	Breast	16	15.7	8.1	7.3	17.7
4	Gallbladder	7	6.9	3.5	4.7	11.1
5	Tongue	4	3.9	2.0	2.5	2.0
6	Rectum	4	3.9	2.0	2.1	4.1
7	Lung	4	3.9	2.0	2.0	4.7
8	Hypopharynx	3	2.9	1.5	2.1	2.6
9	Stomach	2	2.0	1.0	1.3	4.3
10	Ovary	2	2.0	1.0	0.9	2.8
	All Sites	102	100.0	51.6	58.8	129.7

Fig. 2.3 : Ten Leading Sites of Cancer - Silchar Town (SIT) - (2005-2006)

Age Adjusted Rates given in parentheses

Males



Females

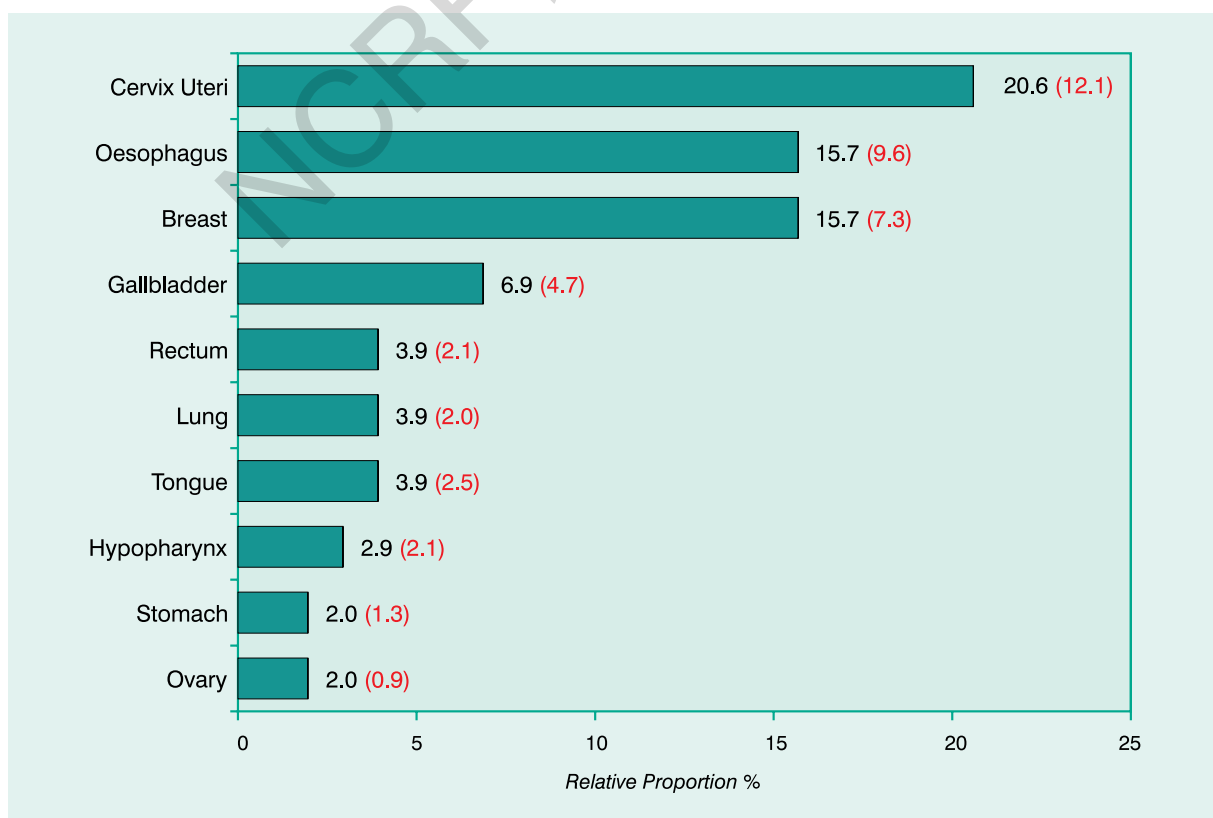


TABLE 2.4 : Ten Leading Sites of Cancer - Imphal West District (IMP) - (2005-2006)

*Number of Cases, Relative Proportion (%), Crude Rate (CR), Age Adjusted Rate (AAR)
and Truncated Rate (TR)*

Males

Sl.No.	Leading Sites	No. of Cases	%	CR	AAR	TR
1	Lung	84	20.8	17.6	22.8	31.4
2	Stomach	37	9.2	7.8	10.7	19.0
3	Oesophagus	26	6.5	5.5	7.3	13.0
4	NHL	18	4.5	3.8	4.1	6.7
5	Nasopharynx	17	4.2	3.6	4.5	8.2
6	Liver	16	4.0	3.4	4.1	5.8
7	Larynx	16	4.0	3.4	4.3	6.4
8	Tongue	15	3.7	3.2	4.0	10.7
9	Colon	15	3.7	3.2	3.9	7.3
10	Gallbladder	14	3.5	2.9	4.0	8.2
	All Sites	403	100.0	84.6	106.3	177.6

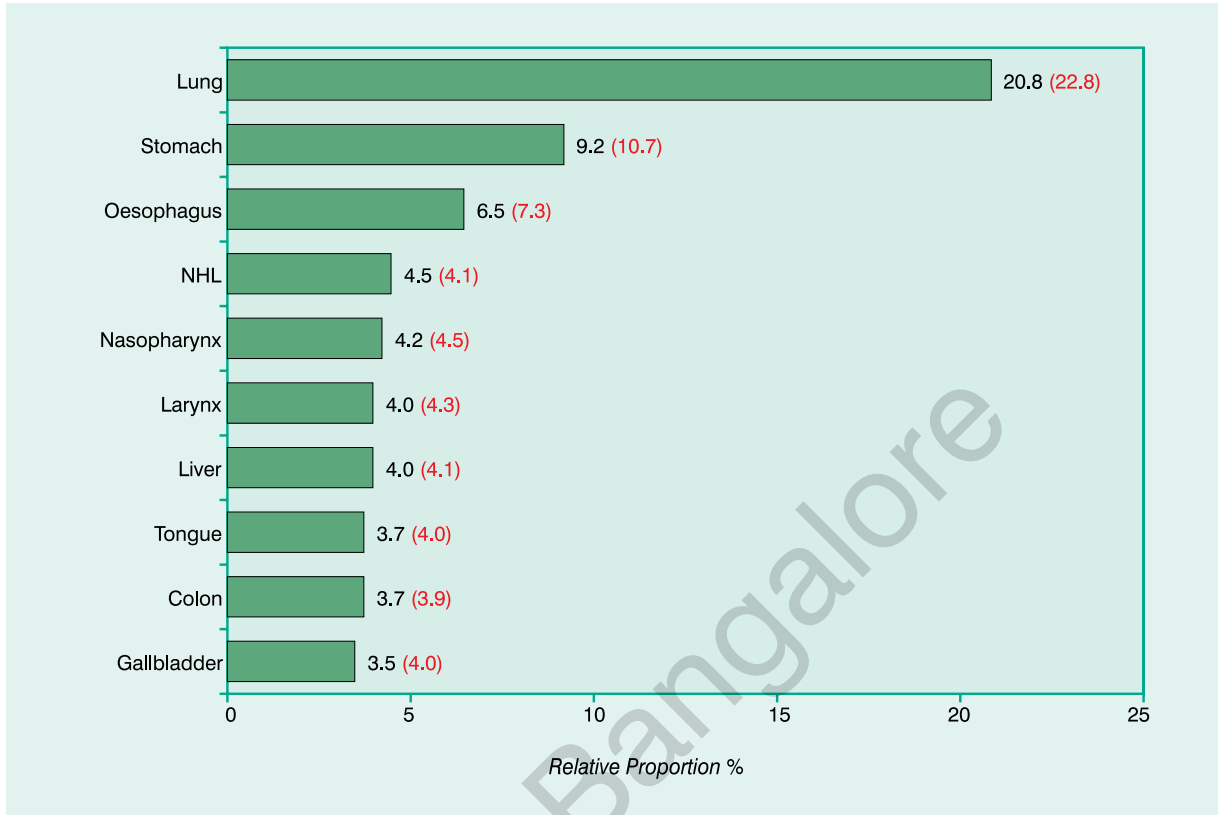
Females

Sl.No.	Leading Sites	No. of Cases	%	CR	AAR	TR
1	Cervix Uteri	83	15.9	17.2	20.5	51.8
2	Lung	71	13.6	14.7	17.7	25.3
3	Breast	66	12.6	13.7	14.6	35.7
4	Gallbladder	41	7.9	8.5	10.0	16.2
5	Thyroid	37	7.1	7.7	7.5	13.7
6	Ovary	31	5.9	6.4	7.6	19.6
7	Other Skin	17	3.3	3.5	4.2	6.1
8	Oesophagus	16	3.1	3.3	4.1	6.8
9	Stomach	15	2.9	3.1	4.2	7.3
10	Rectum	12	2.3	2.5	2.8	5.7
	All Sites	522	100.0	108.0	124.8	240.1

Fig. 2.4 : Ten Leading Sites of Cancer - Imphal West District (IMP) - (2005-2006)

Age Adjusted Rates given in parentheses

Males



Females

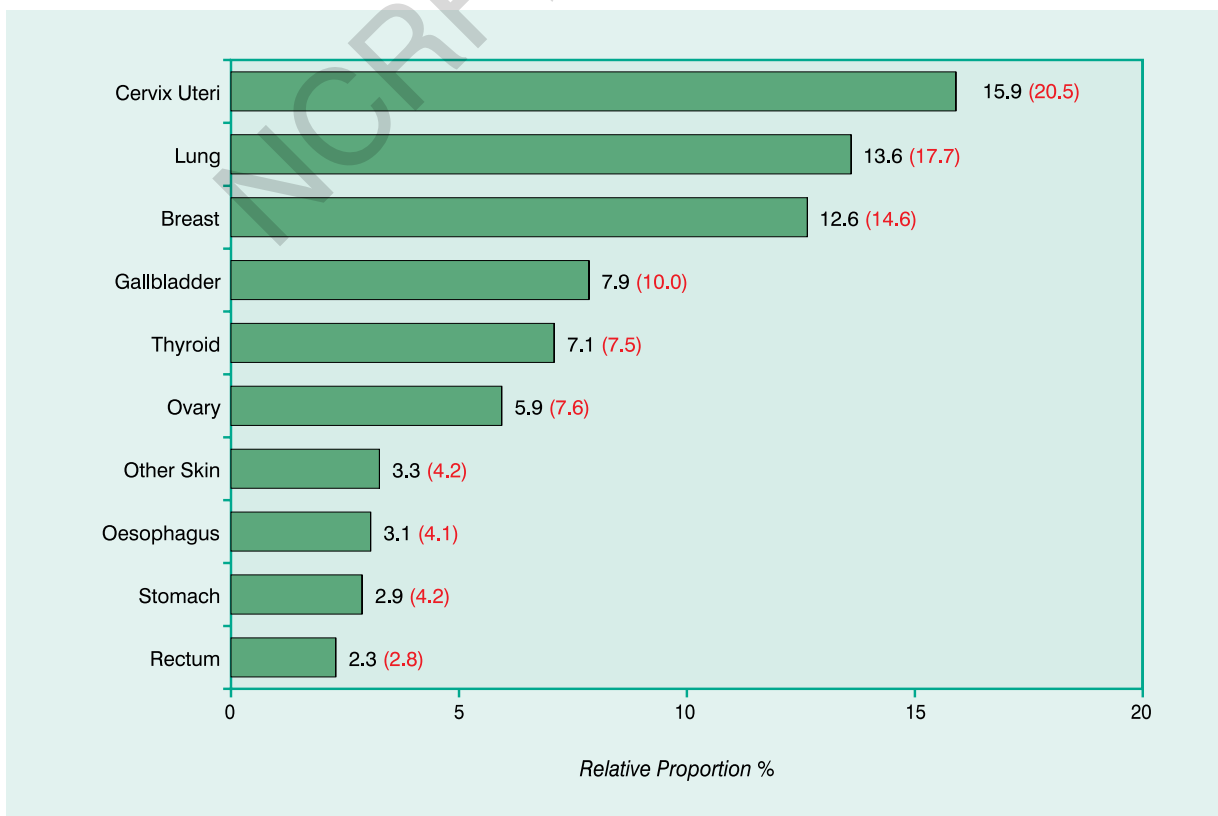


TABLE 2.5: Ten Leading Sites of Cancer - Mizoram State (MIZ) (2005-2006)

*Number of Cases, Relative Proportion (%), Crude Rate (CR), Age Adjusted Rate (AAR)
and Truncated Rate (TR)*

Males

Sl.No.	Leading Sites	No. of Cases	%	CR	AAR	TR
1	Stomach	302	23.6	29.2	47.7	89.7
2	Lung	161	12.6	15.6	26.7	44.7
3	Oesophagus	142	11.1	13.7	20.5	55.3
4	Hypopharynx	63	4.9	6.1	8.9	23.3
5	Nasopharynx	46	3.6	4.4	6.8	13.0
6	Liver	42	3.3	4.1	5.8	8.5
7	Tongue	26	2.0	2.5	3.3	9.0
8	Larynx	21	1.6	2.0	2.8	7.1
9	NHL	21	1.6	2.0	3.0	4.3
10	Rectum	21	1.6	2.0	3.4	5.5
	All Sites	1279	100.0	123.7	191.5	358.6

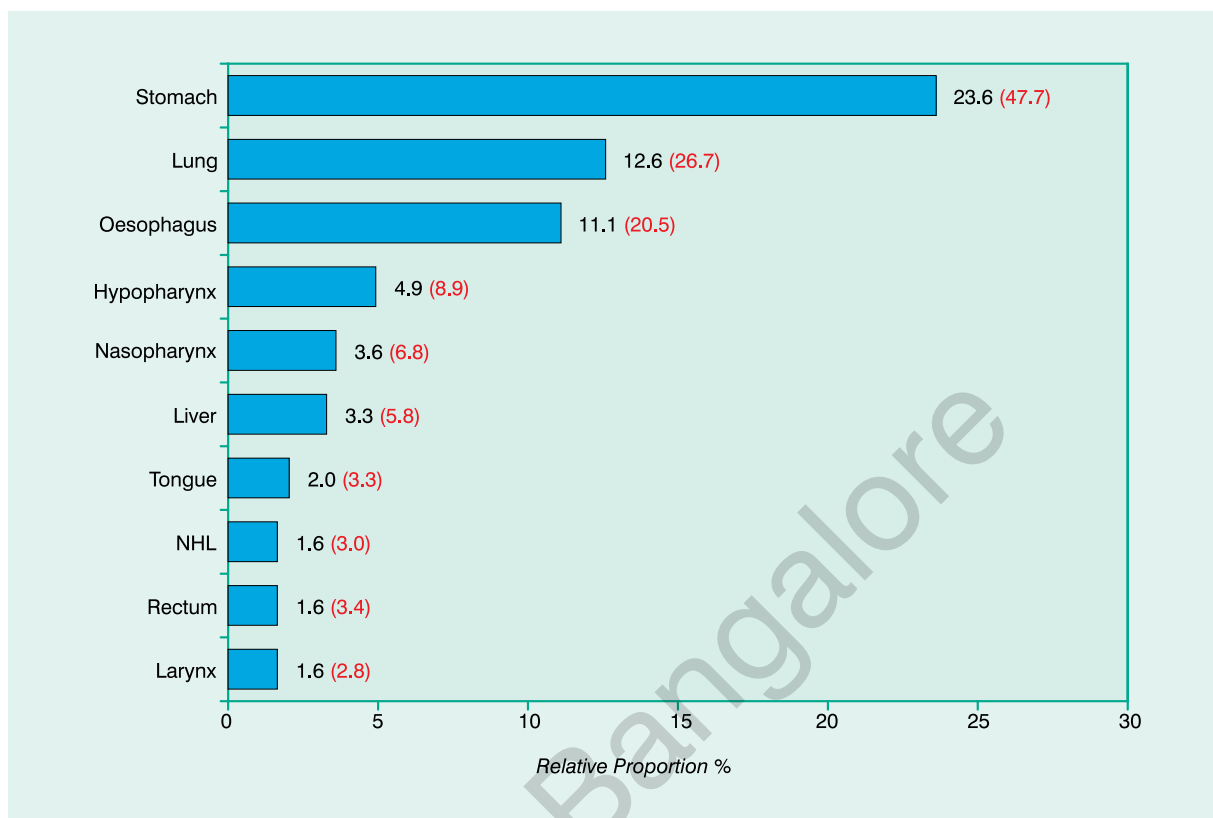
Females

Sl.No.	Leading Sites	No. of Cases	%	CR	AAR	TR
1	Lung	150	15.1	15.4	26.7	43.4
2	Stomach	149	15.0	15.3	25.7	41.3
3	Cervix Uteri	134	13.5	13.7	17.4	41.9
4	Breast	96	9.7	9.8	14.1	33.1
5	Rectum	30	3.0	3.1	5.0	7.4
6	Liver	26	2.6	2.7	4.3	9.3
7	Oesophagus	20	2.0	2.1	3.0	5.7
8	Thyroid	19	1.9	1.9	2.6	3.1
9	Ovary	17	1.7	1.7	2.3	3.8
10	Colon	16	1.6	1.6	2.4	5.0
	All Sites	994	100.0	102.0	155.0	283.2

Fig. 2.5 : Ten Leading Sites of Cancer - Mizoram State (MIZ) (2005-2006)

Age Adjusted Rates given in parentheses

Males



Females

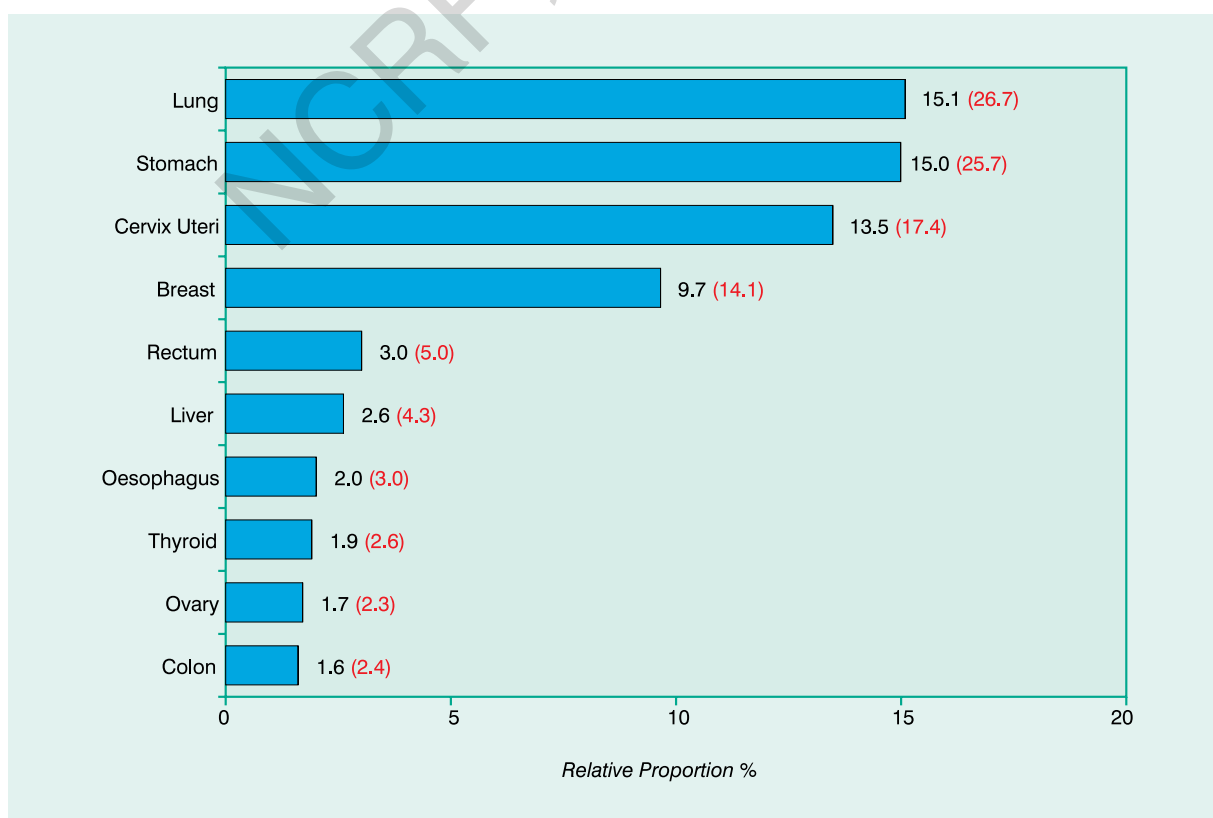


TABLE 2.6: Ten Leading Sites of Cancer - Aizawl District (AIZ) - (2005-2006)

*Number of Cases, Relative Proportion (%), Crude Rate (CR), Age Adjusted Rate (AAR)
and Truncated Rate (TR)*

Males

Sl.No.	Leading Sites	No. of Cases	%	CR	AAR	TR
1	Stomach	134	21.0	35.7	58.8	101.8
2	Lung	88	13.8	23.4	42.5	64.1
3	Oesophagus	79	12.4	21.0	31.8	82.5
4	Hypopharynx	30	4.7	8.0	12.2	28.5
5	Nasopharynx	21	3.3	5.6	8.4	13.3
6	Tongue	19	3.0	5.1	6.7	17.6
7	Liver	18	2.8	4.8	7.0	11.4
8	Larynx	14	2.2	3.7	4.7	11.1
9	M. Leukaemia	14	2.2	3.7	4.0	4.8
10	Mouth	14	2.2	3.7	5.6	13.2
	All Sites	637	100.0	169.7	269.0	470.7

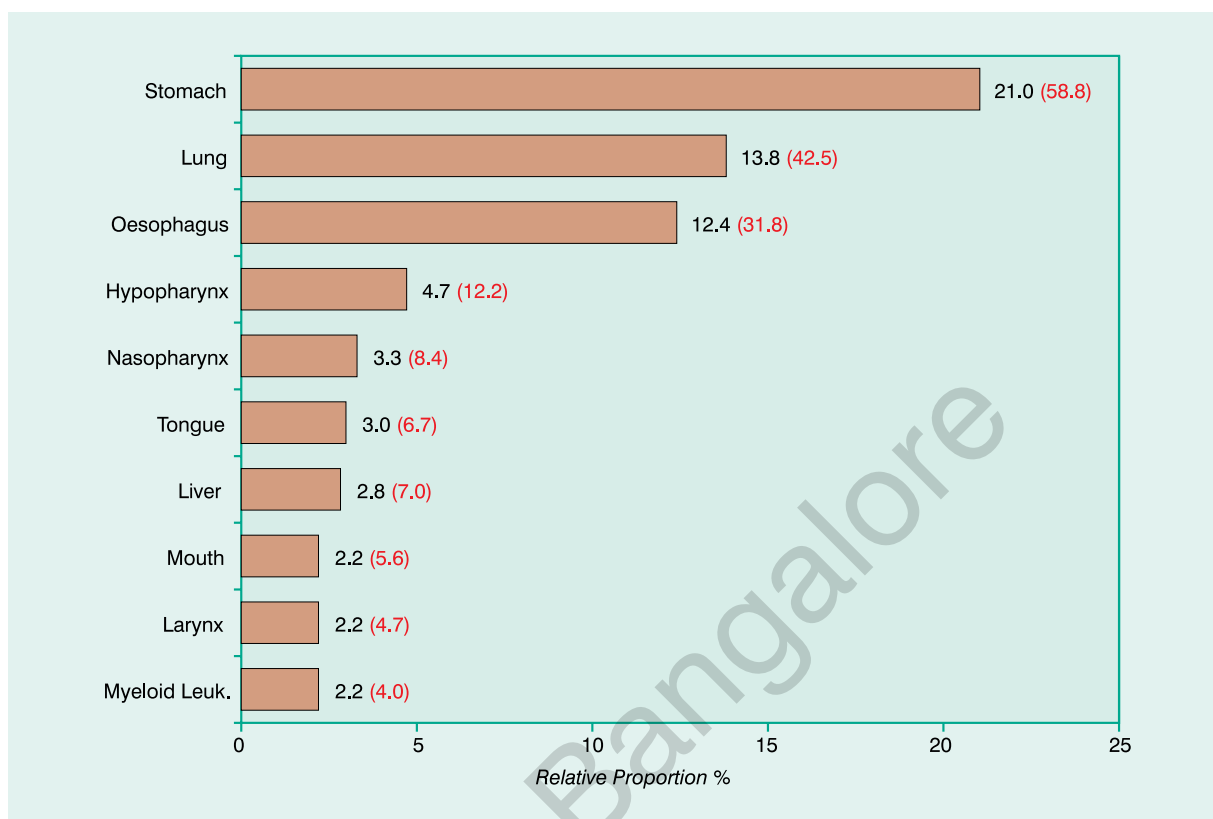
Females

Sl.No.	Leading Sites	No. of Cases	%	CR	AAR	TR
1	Cervix Uteri	74	15.0	20.6	25.4	61.1
2	Lung	73	14.8	20.3	34.7	51.4
3	Stomach	63	12.8	17.5	28.9	44.1
4	Breast	52	10.5	14.5	19.6	53.5
5	Rectum	14	2.8	3.9	7.0	11.7
6	NHL	13	2.6	3.6	5.2	9.3
7	Liver	11	2.2	3.1	5.3	8.4
8	Thyroid	11	2.2	3.1	4.2	3.5
9	Pancreas	10	2.0	2.8	4.2	7.3
10	Colon	9	1.8	2.5	3.9	7.5
	All Sites	494	100.0	137.3	208.4	385.1

Fig. 2.6 : Ten Leading Sites of Cancer - Aizawl District (AIZ) - (2005-2006)

Age Adjusted Rates given in parentheses

Males



Females

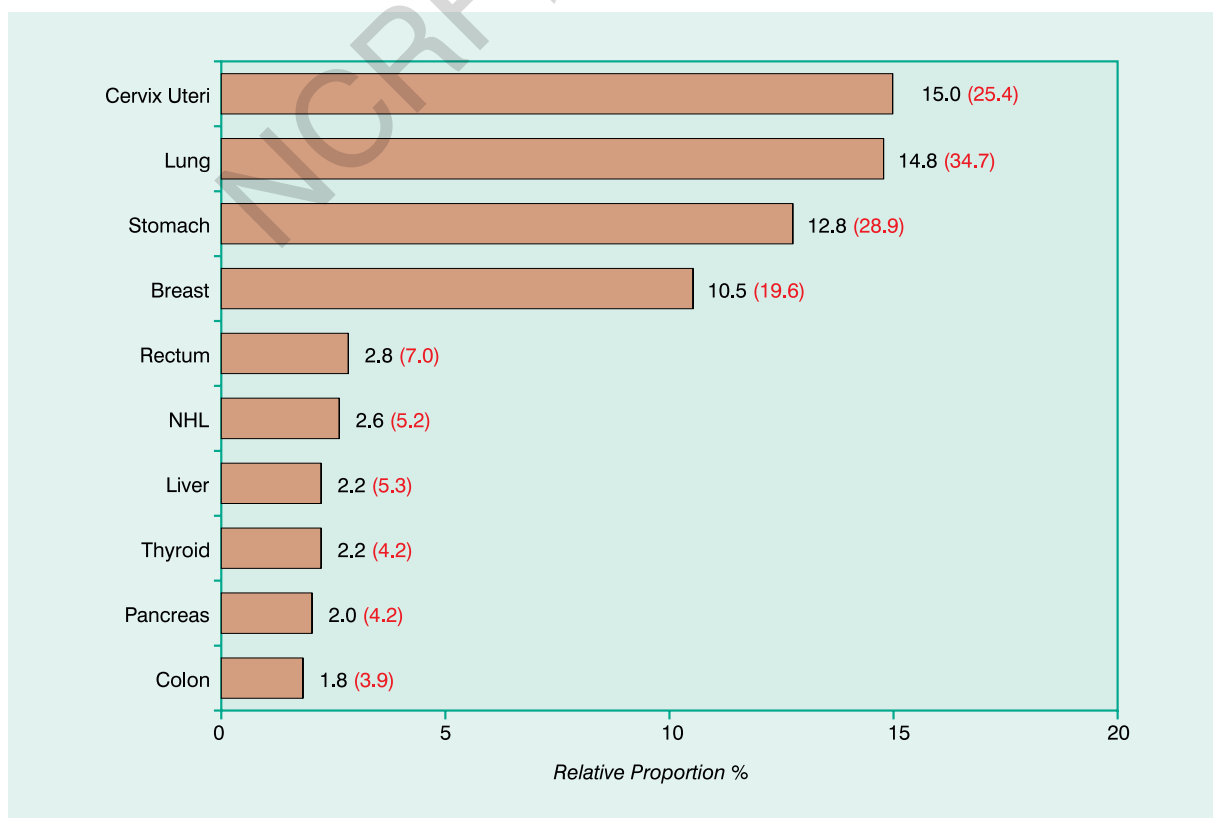


TABLE 2.7: Ten Leading Sites of Cancer - Mizoram State-Excl. Aizawl District (MIO) - (2005-2006)

*Number of Cases, Relative Proportion (%), Crude Rate (CR), Age Adjusted Rate (AAR)
and Truncated Rate (TR)*

Males

Sl.No.	Leading Sites	No. of Cases	%	CR	AAR	TR
1	Stomach	168	26.2	25.5	41.6	82.7
2	Lung	73	11.4	11.1	18.4	34.6
3	Oesophagus	63	9.8	9.6	14.3	40.2
4	Hypopharynx	33	5.1	5.0	7.2	20.5
5	Nasopharynx	25	3.9	3.8	6.0	12.7
6	Liver	24	3.7	3.6	5.2	6.9
7	Pharynx Unsp.	10	1.6	1.5	2.1	4.5
8	NHL	9	1.4	1.4	2.2	3.2
9	Rectum	9	1.4	1.4	2.2	2.9
10	Prostate	8	1.2	1.2	2.0	0.0
	All Sites	642	100.0	97.4	149.6	297.2

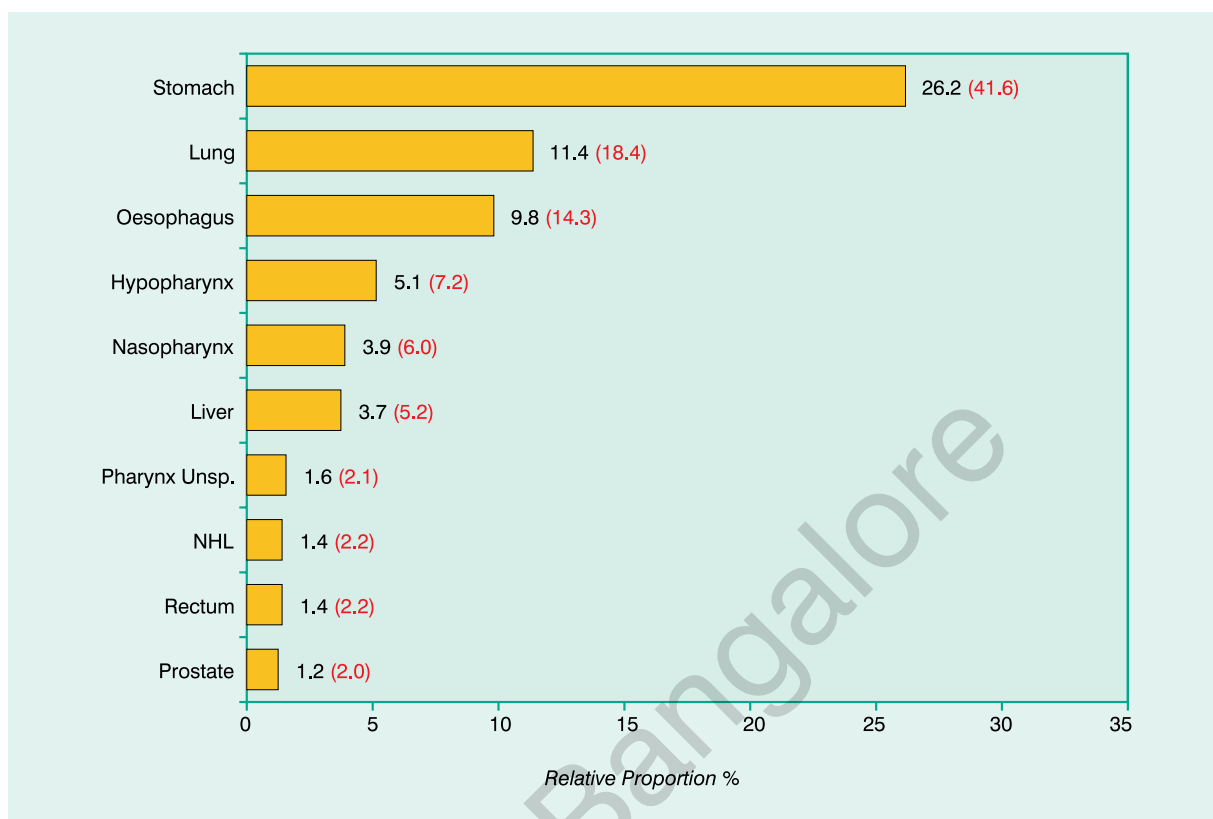
Females

Sl.No.	Leading Sites	No. of Cases	%	CR	AAR	TR
1	Stomach	86	17.2	14.0	23.8	39.8
2	Lung	77	15.4	12.5	22.1	38.9
3	Cervix Uteri	60	12.0	9.8	12.6	30.9
4	Breast	44	8.8	7.2	10.8	21.2
5	Rectum	16	3.2	2.6	4.0	5.1
6	Liver	15	3.0	2.4	3.9	9.9
7	Oesophagus	12	2.4	2.0	2.9	5.2
8	Thyroid	8	1.6	1.3	1.7	2.8
9	Myeloid Leukaemia	8	1.6	1.3	1.5	0.7
10	Ovary	8	1.6	1.3	1.8	2.5
	All Sites	500	100.0	81.3	124.1	225.3

Fig. 2.7 : Ten Leading Sites of Cancer - Miz. St. Excl. Aizawl. Dist. (MIO)-(2005-2006)

Age Adjusted Rates given in parentheses

Males



Females

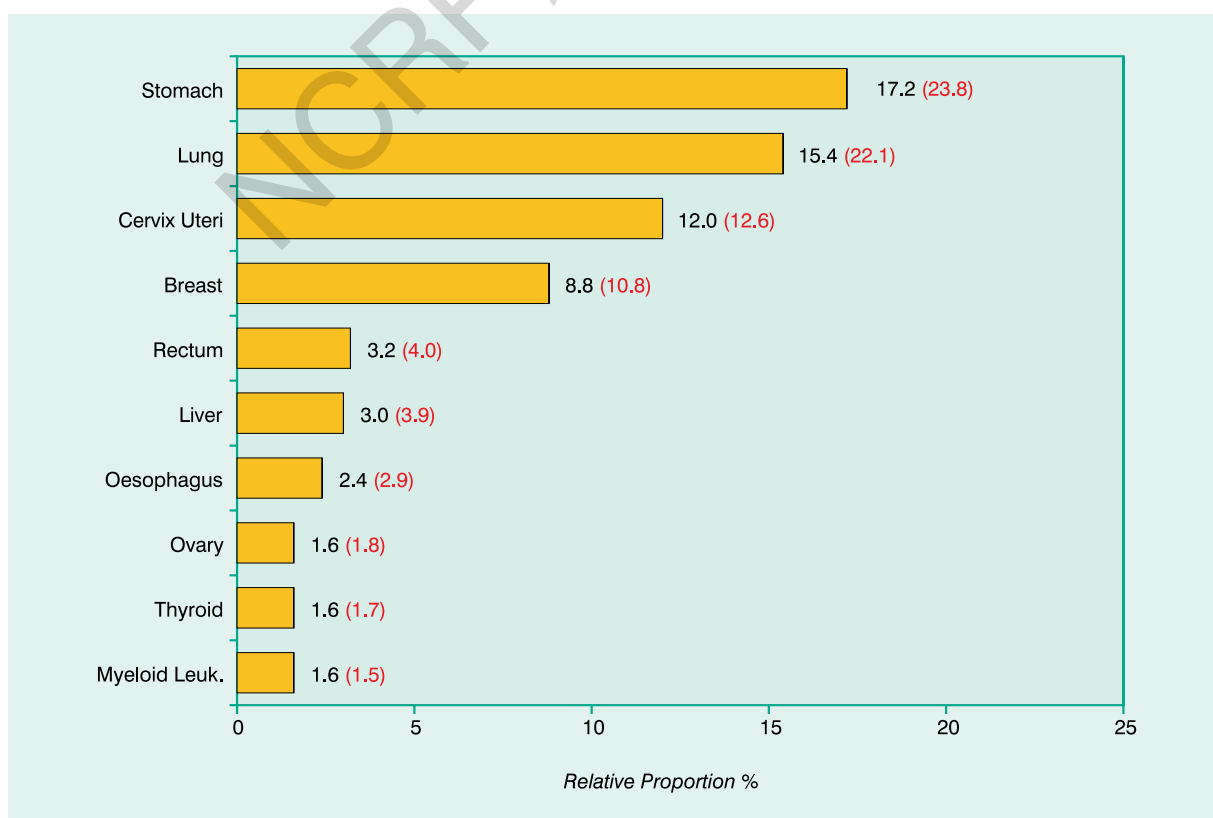


TABLE 2.8: Ten Leading Sites of Cancer - Sikkim State (SKM) - (2005-2006)

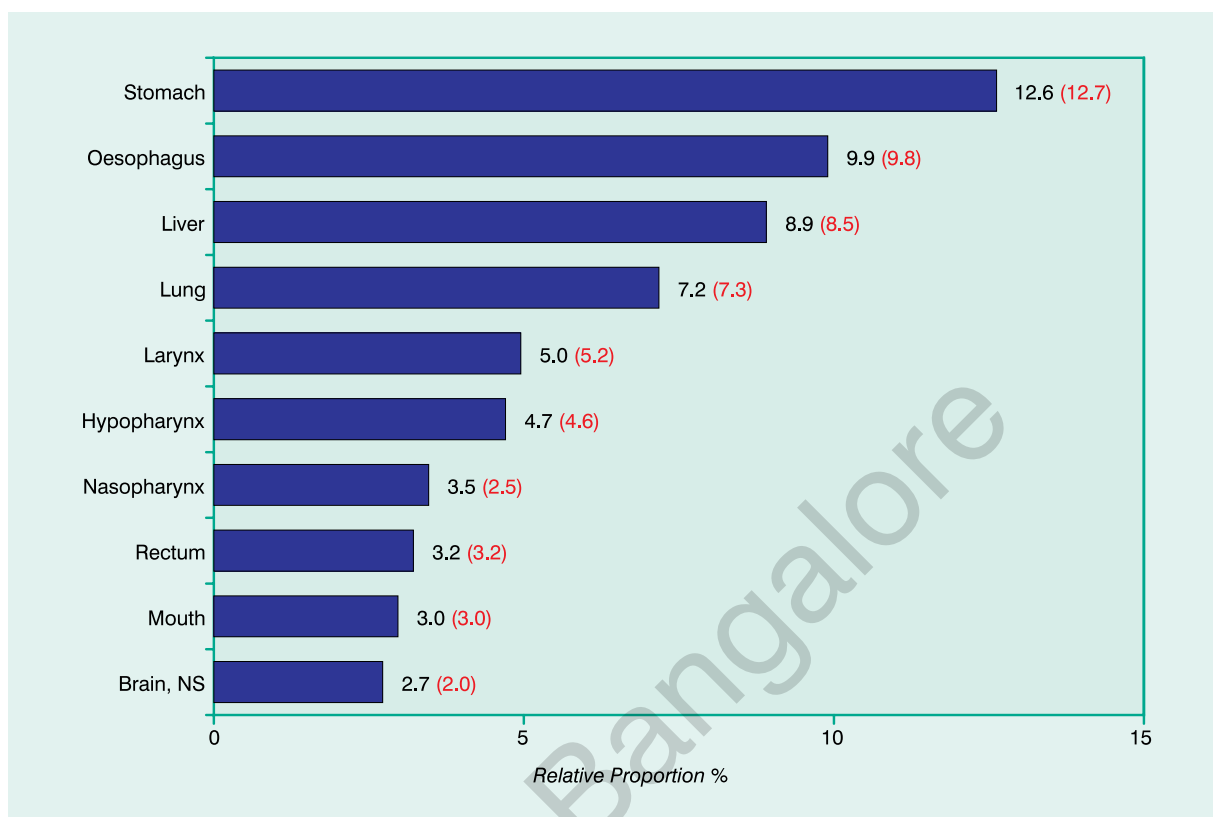
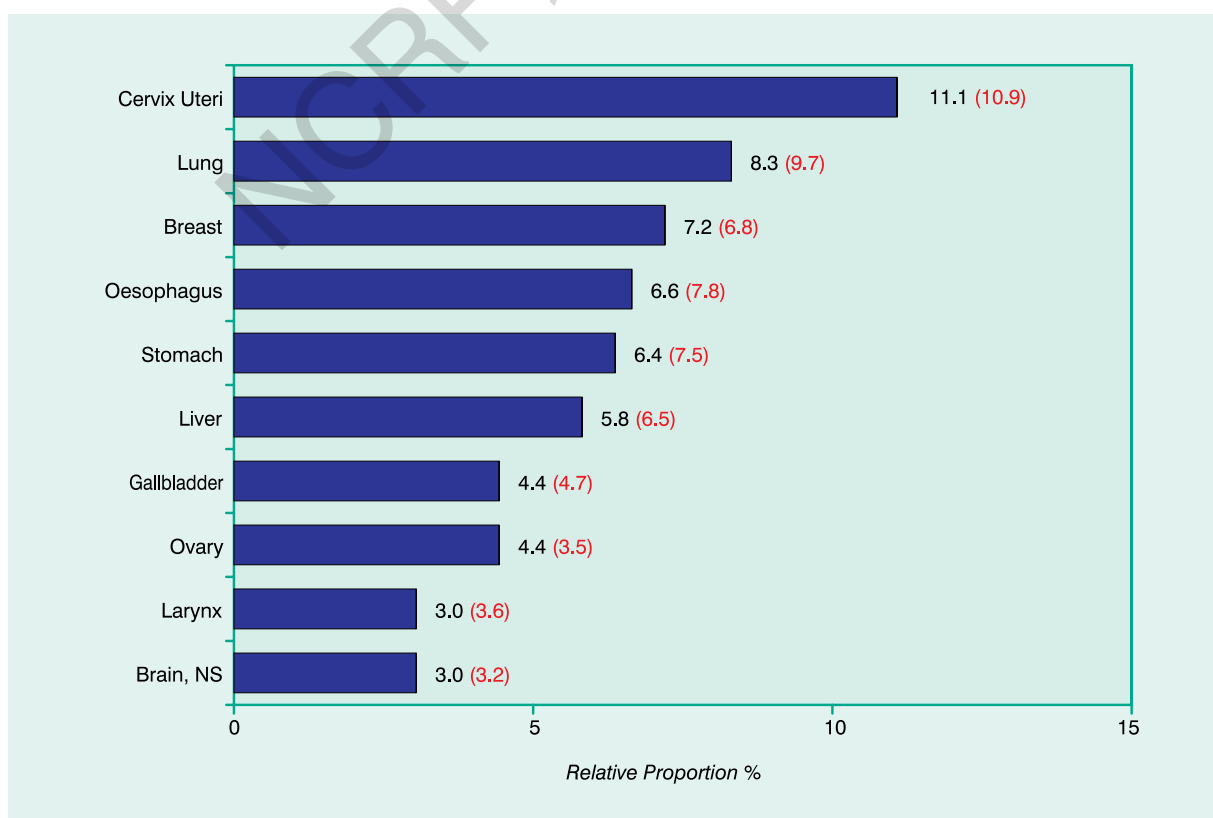
*Number of Cases, Relative Proportion (%), Crude Rate (CR), Age Adjusted Rate (AAR)
and Truncated Rate (TR)*

Males

Sl.No.	Leading Sites	No. of Cases	%	CR	AAR	TR
1	Stomach	51	12.6	7.7	12.7	20.1
2	Oesophagus	40	9.9	6.0	9.8	16.6
3	Liver	36	8.9	5.4	8.5	7.0
4	Lung	29	7.2	4.4	7.3	8.7
5	Larynx	20	5.0	3.0	5.2	8.6
6	Hypopharynx	19	4.7	2.9	4.6	7.5
7	Nasopharynx	14	3.5	2.1	2.5	7.4
8	Rectum	13	3.2	2.0	3.2	7.7
9	Mouth	12	3.0	1.8	3.0	4.6
10	Brain, NS	11	2.7	1.7	2.0	3.8
	All Sites	404	100.0	60.9	95.4	145.5

Females

Sl.No.	Leading Sites	No. of Cases	%	CR	AAR	TR
1	Cervix Uteri	40	11.1	6.9	10.9	26.8
2	Lung	30	8.3	5.2	9.7	9.5
3	Breast	26	7.2	4.5	6.8	17.2
4	Oesophagus	24	6.6	4.1	7.8	13.7
5	Stomach	23	6.4	4.0	7.5	10.4
6	Liver	21	5.8	3.6	6.5	15.5
7	Gallbladder	16	4.4	2.8	4.7	9.6
8	Ovary	16	4.4	2.8	3.5	8.9
9	Brain, NS	11	3.0	1.9	3.2	4.9
10	Larynx	11	3.0	1.9	3.6	8.2
	All Sites	361	100.0	62.3	104.3	192.8

Fig. 2.8 : Ten Leading Sites of Cancer - Sikkim State (SKM) - (2005-2006)*Age Adjusted Rates given in parentheses***Males****Females**

MANIPUR STATE (MR)

Imphal West District (Table 2.4 & Fig. 2.4)

Lung was the leading site of cancer in males (AAR: 22.8) in Imphal west district of Manipur state. In males, cancer of the stomach (AAR: 10.7), oesophagus (AAR: 7.3) and NHL (AAR: 4.1) followed cancer of the lung as the leading sites. In females, cancer of the cervix uteri (AAR: 20.5) was the leading site, followed by cancer of lung (AAR: 17.7) and cancer of the breast (AAR: 14.6). In females, lung was the leading site during the years 2003-2004 whereas it was the second leading site during the years 2005-06.

MIZORAM STATE (MZ) - (Table 2.5-2.7 & Fig. 2.5-2.7)

Cancer of the stomach continued as the leading site of cancer in males in Mizoram State (AAR: 47.7) as a whole as well as in Aizawl District (AAR: 58.8) and other districts excluding Aizawl (AAR: 41.6). The relative proportion of this site of cancer varied from 21.0% in Aizawl district to 26.2% in other districts. Cancer of the lung, oesophagus, hypopharynx were among the next leading sites of cancer, in all the three registry areas.

In females, in entire Mizoram State, the leading site of cancer was lung (AAR: 26.7) followed by stomach (AAR: 25.7), cervix uteri (AAR: 17.4) and breast (AAR: 14.1). In Aizawl District, the leading sites of cancer were cervix uteri (AAR: 25.4), lung (AAR: 34.7) followed by stomach (AAR: 28.9), breast (AAR: 19.6) and rectum (AAR: 7.0). In females AAR of the leading site cervix uteri was 25.4 as compared to that of lung which was 34.7.

SIKKIM STATE (SK) - (This registry covers the entire state of Sikkim)

In males cancer of the stomach (AAR: 12.7) was the leading site followed by oesophagus (AAR: 9.8), liver (AAR: 8.5), lung (AAR: 7.3) and larynx (AAR: 5.2). In females, the leading sites of cancer were cervix uteri (AAR: 10.9), lung (AAR: 9.7), breast (AAR: 6.8) and oesophagus (AAR: 7.8).

Chapter 3

SITES OF CANCER ASSOCIATED WITH USE OF TOBACCO

The number and relative proportion of cancers associated with the use of tobacco has been worked out according to the monograph of the International Agency for Research on Cancer (IARC 1987). The anatomical sites of cancer that have been associated with the use of tobacco (TRC) as per that monograph include lip, tongue, mouth, pharynx including oropharynx and hypopharynx, oesophagus, larynx, lung and urinary bladder.

Table 3.1 illustrates the number and relative proportion of Tobacco Related Cancers (TRCs) in different PBCRs in the North East. This is diagrammatically given in Figure 3.1. In entire Mizoram state 37.3% (21.6%) of all sites were TRCs. In males (females), in Aizawl district, the proportion of TRCs was 41.6% (20.7%) as compared to 33.0% (22.6%) in areas of Mizoram state other than Aizawl district. In Assam, in Kamrup Urban District, males (59.7%) had the highest proportion of TRCs followed by Dibrugarh (56.3%) and Silchar town (54.1%). While in females, Silchar town (28.4%) had the highest proportion of TRCs followed by Kamrup Urban District (26.8%) and Dibrugarh District (26.4%). In Imphal West district, the proportion of TRCs was 40.9% in males and 21.1% in females.

Major contributors to total TRC cases - Males

In Dibrugarh and Kamrup Urban District, the leading sites of TRCs were oesophagus (31.8%, 32.5%) followed by hypopharynx (21.9%, 17.8%), lung (9.8%, 11.9%) and mouth (12.4%, 8.3%). In Silchar town, the major sites of TRCs were: lung (35.3%), larynx (12.9%), oesophagus (11.8%) and hypopharynx (11.8%) as 3rd leading site.

In Imphal West district of Manipur state, the three major contributors to TRCs remained the same as in Mizoram and were: lung (50.9%), oesophagus (15.8%) and larynx (9.7%).

In Mizoram state, the three major contributors to total TRC cases were: lung (33.8%), oesophagus (29.8%) and hypopharynx (13.2%). The same three sites remained the major contributors for Aizawl district as well as those areas excluding Aizawl district in Mizoram state.

In Sikkim state, oesophagus (27.2%), lung (19.7%), larynx (13.6%), hypopharynx (12.9%) were sites which emerged as the major contributors to the TRCs.

Major contributors to total TRC cases - Females

In Dibrugarh district the major contributors to total TRCs were oesophagus (52.7%), hypopharynx (16.3%), mouth (13.6%), lung (8.2%) and tongue (3.3%).

In Kamrup Urban District, the leading contributors to TRC sites were oesophagus (43.4%) followed by mouth (17.5%), hypopharynx (10.6%), lung (9.4%) and tongue (7.7%).

In Silchar town, the major contributors to total TRCs were: oesophagus (55.2%), tongue (13.8%), lung (13.8%), hypopharynx (10.3%), mouth (3.4%) and larynx (3.4%).

Hypopharynx is among the three leading sites in all three registries of Assam.

In Imphal West district of Manipur state, the three major contributors to TRCs were: lung (64.6%), oesophagus (14.6%), tongue (7.3%) and larynx (7.3%).

In Mizoram state, the three major contributors to TRC cancers were: lung (69.8%), oesophagus (9.3%) and mouth (6.1%). The same three sites remained the major contributors for Aizawl district and contributed for areas excluding Aizawl district in Mizoram state.

In Sikkim state, lung (33.7%), oesophagus (27.0%), larynx (12.4%) were sites, which emerged as the major contributors to TRC cancers.

Figure 3.2 diagrammatically illustrates the proportion of specific tobacco related sites relative to all TRCs.

Table 3.1 : Number(#) & Relative Proportion(%) of TRCs* (2005-2006)

Registries	Males		Females	
	#	%	#	%
Dibrugarh District	531	56.3	184	26.4
Kamrup Urban District	841	59.7	235	26.8
Silchar Town	85	54.1	29	28.4
Imphal West District	165	40.9	110	21.1
Mizoram State	477	37.3	215	21.6
Aizawl District	265	41.6	102	20.7
Mizoram State - Excl. Aizawl	212	33.0	113	22.6
Sikkim State	147	36.4	89	24.7

*As per the sites included in IARC 1987 monograph.

Fig.3.1 : Proportion (%) of Tobacco Related Cancers Relative to All sites (2005-2006)

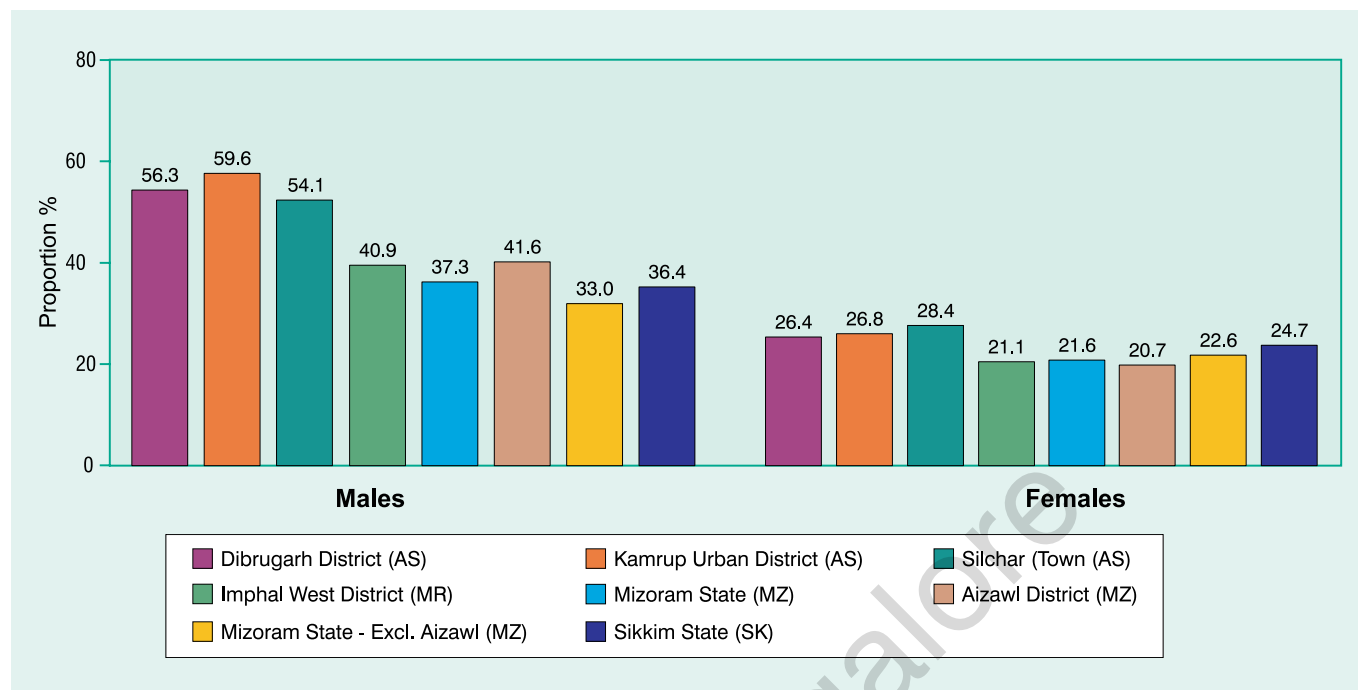


Fig.3.2 : Proportion (%) of Specific Tobacco Related Sites Relative to all Tobacco Related Cancers (2005-2006)

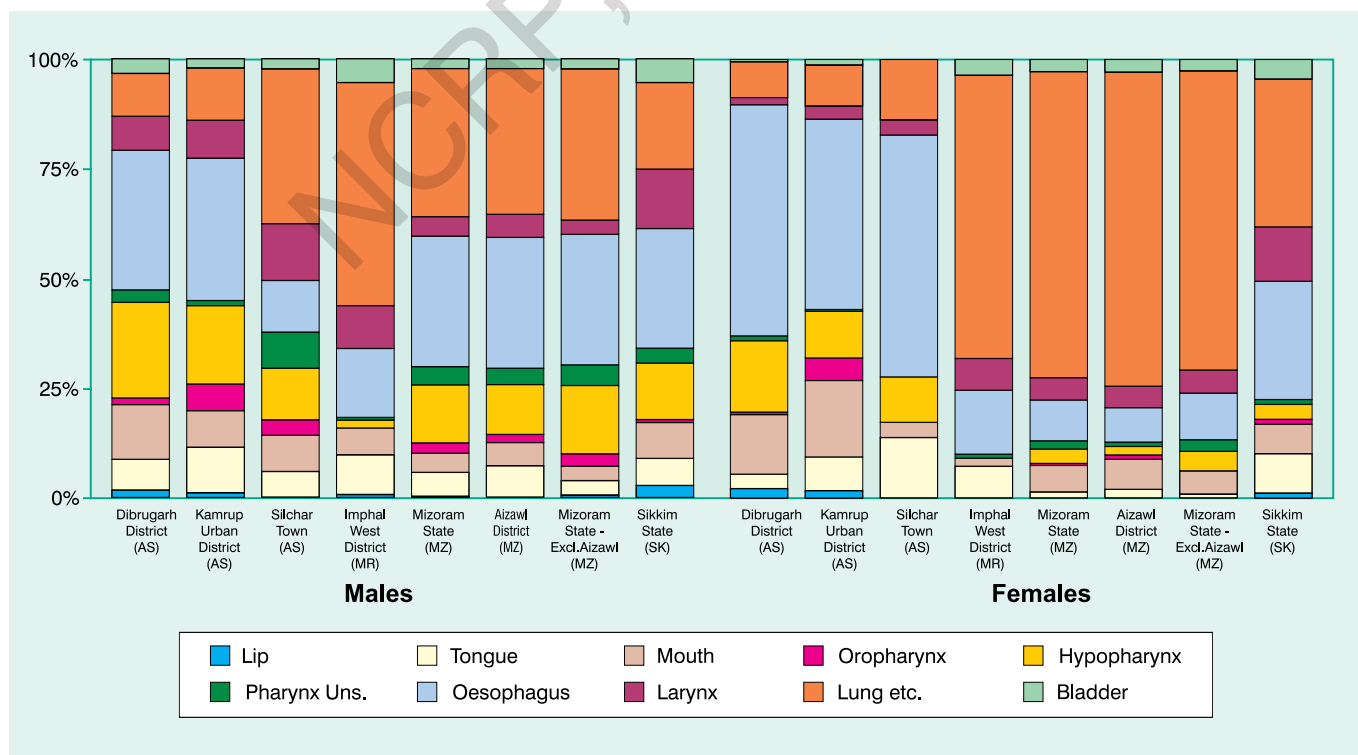


TABLE 3.2: Number (#) & Relative Proportion (%) of specific sites of cancer related to use of tobacco to all sites of cancer**Males**

Site of Cancer	Dibrugarh District		Kamrup Urban Dist.		Silchar Town		Imphal West District		Mizoram State		Aizawl District		Mizoram St. Excl. Aizawl.		Sikkim State	
	#	%	#	%	#	%	#	%	#	%	#	%	#	%	#	%
Lip	9	0.95	9	0.64	0	0.00	1	0.25	1	0.08	0	0.00	1	0.16	4	0.99
Tongue	37	3.92	87	6.17	5	3.18	15	3.72	26	2.03	19	2.98	7	1.09	9	2.23
Mouth	66	6.99	70	4.96	7	4.46	10	2.48	21	1.64	14	2.20	7	1.09	12	2.97
Oropharynx	8	0.85	51	3.62	3	1.91	0	0.00	11	0.86	5	0.78	6	0.93	1	0.25
Hypopharynx	116	12.29	150	10.64	10	6.37	3	0.74	63	4.93	30	4.71	33	5.14	19	4.70
Pharynx Unsp.	15	1.59	10	0.71	7	4.46	1	0.25	20	1.56	10	1.57	10	1.56	5	1.24
Oesophagus	169	17.90	273	19.36	10	6.37	26	6.45	142	11.10	79	12.40	63	9.81	40	9.90
Larynx	41	4.34	73	5.18	11	7.01	16	3.97	21	1.64	14	2.20	7	1.09	20	4.95
Lung etc.	52	5.51	100	7.09	30	19.11	84	20.84	161	12.59	88	13.81	73	11.37	29	7.18
Bladder	18	1.91	18	1.28	2	1.27	9	2.23	11	0.86	6	0.94	5	0.78	8	1.98
TRC	531	56.25	841	59.65	85	54.14	165	40.94	477	37.29	265	41.60	212	33.02	147	36.39
All Sites	944	100.00	1410	100.00	157	100.00	403	100.00	1279	100.00	637	100.00	642	100.00	404	100.00

Females

Site of Cancer	Dibrugarh District		Kamrup Urban Dist.		Silchar Town		Imphal West District		Mizoram State		Aizawl District		Mizoram St. Excl. Aizawl.		Sikkim State	
	#	%	#	%	#	%	#	%	#	%	#	%	#	%	#	%
Lip	4	0.57	4	0.46	0	0.00	0	0.00	0	0.00	0	0.00	0	0.00	1	0.28
Tongue	6	0.86	18	2.05	4	3.92	8	1.53	3	0.30	2	0.40	1	0.20	8	2.22
Mouth	25	3.58	41	4.67	1	0.98	2	0.38	13	1.31	7	1.42	6	1.20	6	1.66
Oropharynx	1	0.14	12	1.37	0	0.00	0	0.00	1	0.10	1	0.20	0	0.00	1	0.28
Hypopharynx	30	4.30	25	2.85	3	2.94	0	0.00	7	0.70	2	0.40	5	1.00	3	0.83
Pharynx Unsp.	2	0.29	1	0.11	0	0.00	1	0.19	4	0.40	1	0.20	3	0.60	1	0.28
Oesophagus	97	13.90	102	11.62	16	15.69	16	3.07	20	2.01	8	1.62	12	2.40	24	6.65
Larynx	3	0.43	7	0.80	1	0.98	8	1.53	11	1.11	5	1.01	6	1.20	11	3.05
Lung etc.	15	2.15	22	2.51	4	3.92	71	13.60	150	15.09	73	14.78	77	15.40	30	8.31
Bladder	1	0.14	3	0.34	0	0.00	4	0.77	6	0.60	3	0.61	3	0.60	4	1.11
TRC	184	26.36	235	26.77	29	28.43	110	21.07	215	21.63	102	20.65	113	22.6	89	24.65
All Sites	698	100.00	878	100.00	102	100.00	522	100.00	994	100.00	494	100.00	500	100	361	100.00

TABLE 3.3 : Number(#) & Relative Proportion(%) of specific sites of cancer related to use of tobacco relative to all Tobacco Related Cancers (TRC) (2005-2006)**Males**

Site of Cancer	Dibrugarh District		Kamrup Urban Dist.		Silchar Town		Imphal West District		Mizoram State		Aizawl District		Mizoram St. Excl. Aizawl.		Sikkim State	
	#	%	#	%	#	%	#	%	#	%	#	%	#	%	#	%
Lip	9	1.69	9	1.07	0	0.00	1	0.61	1	0.21	0	0.00	1	0.47	4	2.72
Tongue	37	6.97	87	10.34	5	5.88	15	9.09	26	5.45	19	7.17	7	3.30	9	6.12
Mouth	66	12.43	70	8.32	7	8.24	10	6.06	21	4.40	14	5.28	7	3.30	12	8.16
Oropharynx	8	1.51	51	6.06	3	3.53	0	0.00	11	2.31	5	1.89	6	2.83	1	0.68
Hypopharynx	116	21.85	150	17.84	10	11.76	3	1.82	63	13.21	30	11.32	33	15.57	19	12.93
Pharynx Unsp.	15	2.82	10	1.19	7	8.24	1	0.61	20	4.19	10	3.77	10	4.72	5	3.40
Oesophagus	169	31.83	273	32.46	10	11.76	26	15.76	142	29.77	79	29.81	63	29.72	40	27.21
Larynx	41	7.72	73	8.68	11	12.94	16	9.70	21	4.40	14	5.28	7	3.30	20	13.61
Lung etc.	52	9.79	100	11.89	30	35.29	84	50.91	161	33.75	88	33.21	73	34.43	29	19.73
Bladder	18	3.39	18	2.14	2	2.35	9	5.45	11	2.31	6	2.26	5	2.36	8	5.44
TRC	531	100.00	841	100.00	85	100.00	165	100.00	477	100.00	265	100.00	212	100.00	147	100.00

Females

Site of Cancer	Dibrugarh District		Kamrup Urban Dist.		Silchar Town		Imphal West District		Mizoram State		Aizawl District		Mizoram St. Excl. Aizawl.		Sikkim State	
	#	%	#	%	#	%	#	%	#	%	#	%	#	%	#	%
Lip	4	2.17	4	1.70	0	0.00	0	0.00	0	0.00	0	0.00	0	0.00	1	1.12
Tongue	6	3.26	18	7.66	4	13.79	8	7.27	3	1.40	2	1.96	1	0.88	8	8.99
Mouth	25	13.59	41	17.45	1	3.45	2	1.82	13	6.05	7	6.86	6	5.31	6	6.74
Oropharynx	1	0.54	12	5.11	0	0.00	0	0.00	1	0.47	1	0.98	0	0.00	1	1.12
Hypopharynx	30	16.30	25	10.64	3	10.34	0	0.00	7	3.26	2	1.96	5	4.42	3	3.37
Pharynx Unsp.	2	1.09	1	0.43	0	0.00	1	0.91	4	1.86	1	0.98	3	2.65	1	1.12
Oesophagus	97	52.72	102	43.40	16	55.17	16	14.55	20	9.30	8	7.84	12	10.62	24	26.97
Larynx	3	1.63	7	2.98	1	3.45	8	7.27	11	5.12	5	4.90	6	5.31	11	12.36
Lung etc.	15	8.15	22	9.36	4	13.79	71	64.55	150	69.77	73	71.57	77	68.14	30	33.71
Bladder	1	0.54	3	1.28	0	0.00	4	3.64	6	2.79	3	2.94	3	2.65	4	4.49
TRC	184	100.00	235	100.00	29	100.00	110	100.00	215	100.00	102	100.00	113	100.00	89	100.00

Chapter 4

BASIS OF DIAGNOSIS

METHODS OF DIAGNOSIS

Figure 4.1 provides the number and relative proportion of cancers based on different methods of diagnosis in the eight identified registry areas.

Assam State (AS):

Dibrugarh District

In males (females), 84.6% (86.1%) of cases were microscopically confirmed. There were 12.4% (9.0%) of 'DCO' cases. X-ray, Clinical & 'Other' methods of diagnosis constituted 3.0% (4.9%).

Kamrup Urban District

In males (females), 74.4% (75.7%) of cases were microscopically confirmed. X-ray, Clinical & 'Other' methods of diagnosis constituted 14.8% (17.5%) DCOs constituted 10.8% (6.8%) of cases.

Silchar Town

In males (females), 60.5% (77.5%) cases were microscopically confirmed. DCOs constituted 38.2% (18.6%) of cases.

Manipur State (MR):

Imphal West District

In males (females), 95.5% (95.6%) of cases were microscopically confirmed. X-ray, clinical, DCOs & 'Other' methods of diagnosis constituted the rest of the 4.4% (4.5%).

Mizoram State (MZ):

Over 65% of males and females had a microscopic diagnosis in Mizoram State as a whole.

In Aizawl district, among males (females) 69.4% (65.8%) of the total cases were microscopically confirmed and 16.5% (16.8%) were DCOs. X-ray, clinical and 'Others' as the basis of diagnosis constituted 14.1% (17.4%) of the cases.

In districts of Mizoram excl. Aizawl, in males (females), 65.6% (65.4%) of the cases were microscopically confirmed and DCOs were around 21.5% (20.0%). Clinical, X-ray and 'Other' methods of diagnosis constituted 12.9% (14.4%) of cases.

Sikkim State (SK):

In males (females), 68.1% (70.6%) of the cases were microscopically confirmed. DCO cases constituted 12.6% (9.4%). Clinical-3.5% (3.0%), X-ray -7.4% (9.7%) and 'Others'-8.4% (7.2%) constituted the rest.

Assam State (AS):**Dibrugarh District**

Primary histology as the basis of microscopic diagnosis accounted for 63.9% in males (67.5% in females), while in 13.2% (14.2%) cytology was the method.

Kamrup Urban District

In males (females), in 59.6% (58.3%) of the cases, primary histology was the type of microscopic diagnosis while in 12.9% (14.8%) cytology constituted the remainder.

Silchar Town

In males (females), in 38.9% (62.8%) of the cases, primary histology was the type of microscopic diagnosis while in 19.1% (10.8%) cytology was the method.

Manipur State (MR):**Imphal West District**

In males (females), in 52.1% (57.3%) of the cases, primary histology and in 36.7% (33.1%) cytology was the method of microscopic diagnosis.

Mizoram State (MZ):

In males (females), in 51.9% (46.7%) of cases, primary histology was the main type followed by 12.6% (16.5%) cytological diagnosis.

In Aizawl district, among males (females), in 53.4% (48.0%) of the cases, primary histology was the main type followed by 12.4% (16.2%) with cytological diagnosis.

In districts excluding Aizawl - primary histology contributed to 50.5% (45.4%) of the microscopic diagnosis followed by 12.8% (16.8%) of cytological diagnosis..

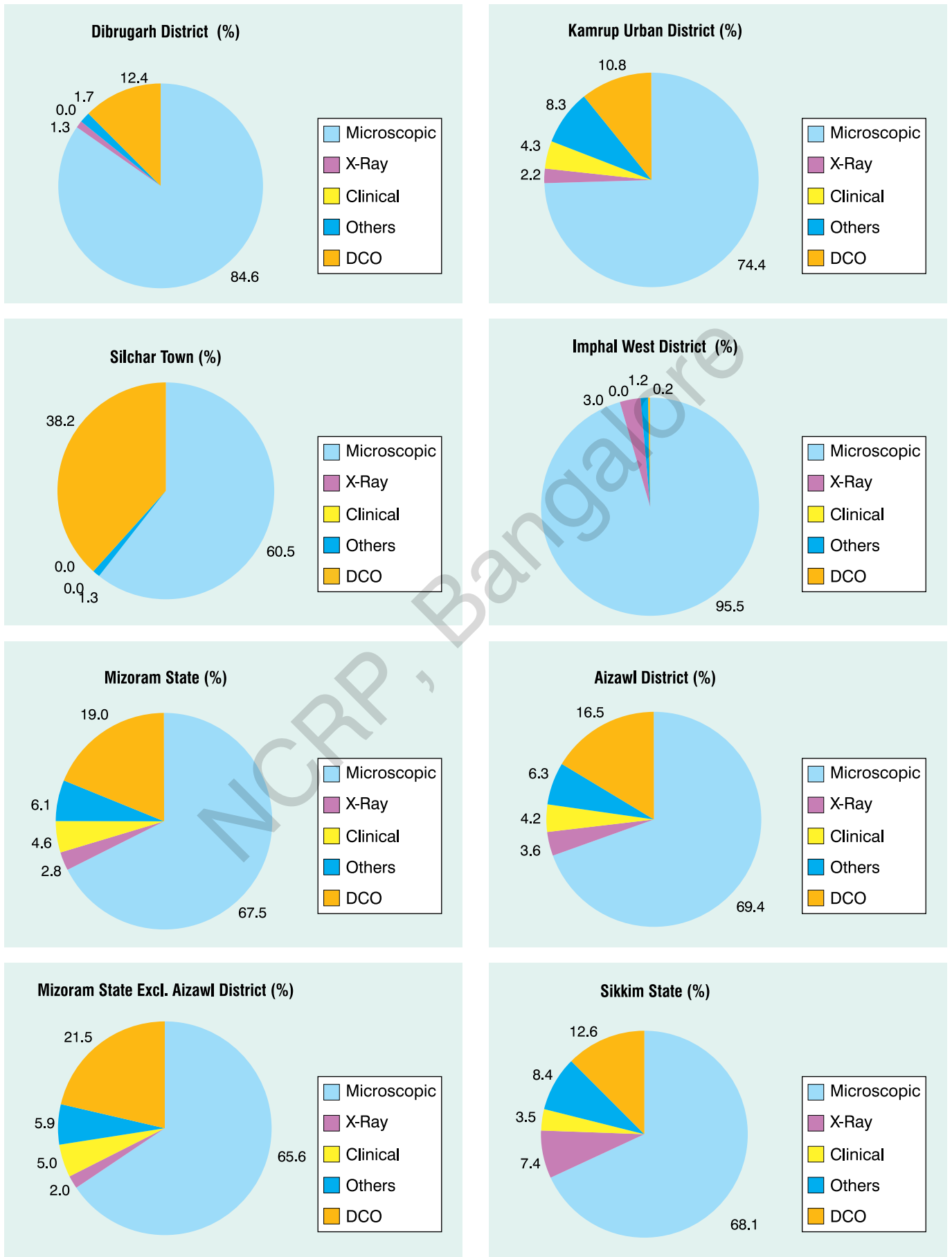
Sikkim State (SK)

In males (females), in 47.3% (52.8%) of the cases, primary histology was the type of microscopic diagnosis while in 18.1% (15.6%) cytology was the method.

TABLE 4.1: Number (#) & Relative Proportion (%) of cancers based on different methods of diagnosis

Registries	Micro		X-ray		Clinical		Others		DCO		Total	
	#	%	#	%	#	%	#	%	#	%	#	%
Males												
Dibrugarh District	799	84.6	12	1.3	0	0.0	16	1.7	117	12.4	944	100
Kam.Urban District	1049	74.4	31	2.2	61	4.3	117	8.3	152	10.8	1410	100
Silchar Town	95	60.5	0	0.0	0	0.0	2	1.3	60	38.2	157	100
Imphal West District	385	95.5	12	3.0	0	0.0	5	1.2	1	0.2	403	100
Mizoram State	863	67.5	36	2.8	59	4.6	78	6.1	243	19.0	1279	100
Aizawl District	442	69.4	23	3.6	27	4.2	40	6.3	105	16.5	637	100
Miz. St. Excl. Aizawl	421	65.6	13	2.0	32	5.0	38	5.9	138	21.5	642	100
Sikkim State	275	68.1	30	7.4	14	3.5	34	8.4	51	12.6	404	100
Females												
Dibrugarh District	601	86.1	9	1.3	4	0.6	21	3.0	63	9.0	698	100
Kam.Urban District	665	75.7	26	3.0	49	5.6	78	8.9	60	6.8	878	100
Silchar Town	79	77.5	1	1.0	1	1.0	2	2.0	19	18.6	102	100
Imphal West District	499	95.6	15	2.9	2	0.4	4	0.8	2	0.4	522	100
Mizoram State	652	65.6	35	3.5	66	6.6	57	5.7	184	18.5	994	100
Aizawl District	325	65.8	20	4.0	29	5.9	37	7.5	83	16.8	494	100
Miz. St. Excl. Aizawl	327	65.4	15	3.0	37	7.4	20	4.0	101	20.2	500	100
Sikkim State	255	70.6	35	9.7	11	3.1	26	7.2	34	9.4	361	100

**Fig. 4.1(a) : Relative Proportion (%) of cancers based on different methods of diagnosis
2005-2006 – Males**



**Fig. 4.1(b) : Relative Proportion (%) of cancers based on different methods of diagnosis
2005-2006 – Females**

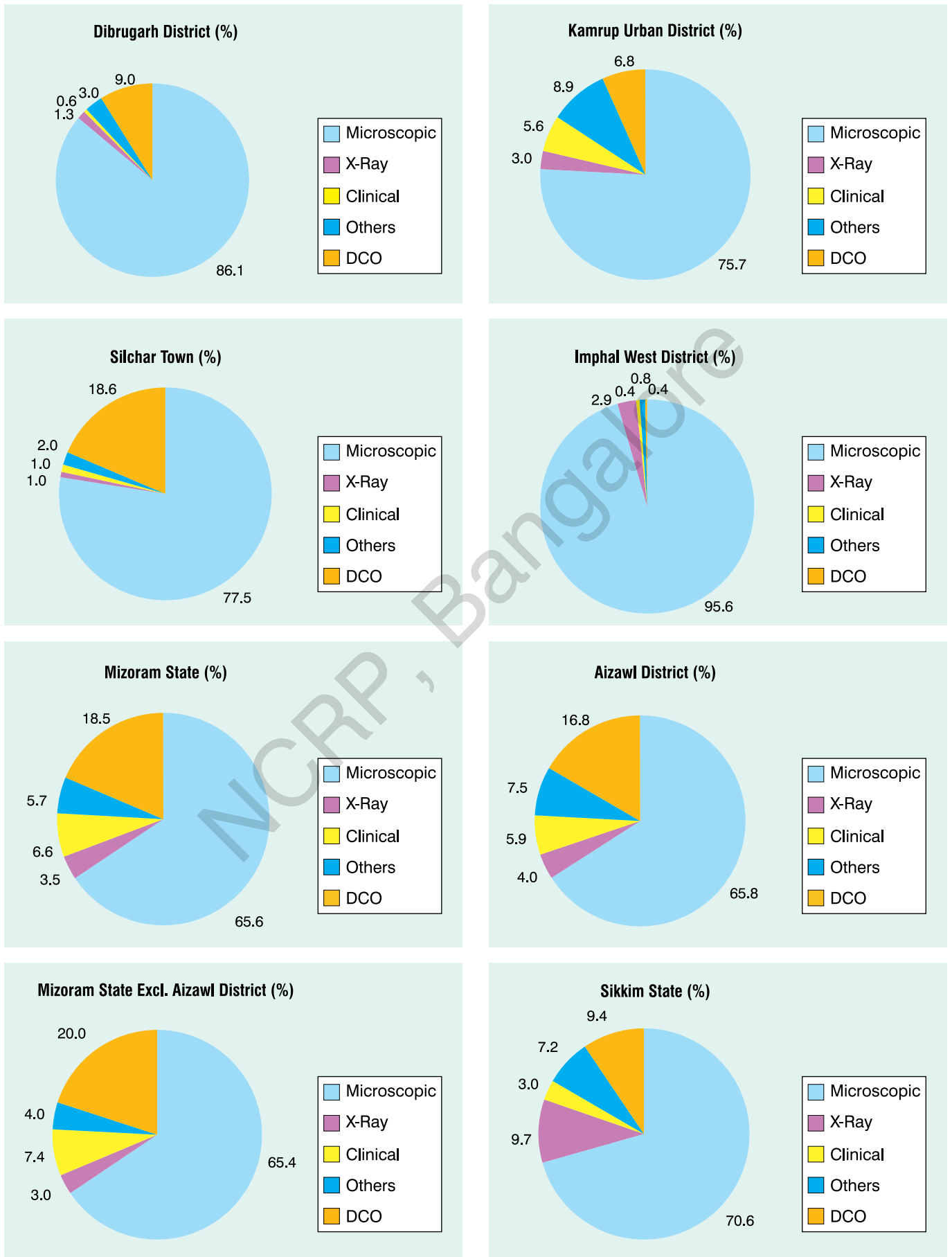


TABLE 4.2: Number (#) & Relative Proportion (%) of cancers based on different types of Microscopic Diagnosis

Site of Cancer	Dibrugarh District		Kamrup Urban Dist.		Silchar Town		Imphal West District		Mizoram State		Aizawl District		Mizoram St. Excl. Aizawl.		Sikkim State	
	#	%	#	%	#	%	#	%	#	%	#	%	#	%	#	%
Males																
Pri. Histology	603	63.88	840	59.57	61	38.85	210	52.11	664	51.92	340	53.38	324	50.47	190	47.03
Sec. Histology	44	4.66	7	0.50	1	0.64	5	1.24	4	0.31	2	0.31	2	0.31	2	0.50
Cytology	125	13.24	182	12.91	30	19.11	148	36.72	161	12.59	79	12.40	82	12.77	74	18.32
Blood Film	0	0.00	0	0.00	1	0.64	0	0.00	21	1.64	13	2.04	8	1.25	7	1.73
Bone Marrow	27	2.86	20	1.42	2	1.27	22	5.46	13	1.02	8	1.26	5	0.78	2	0.50
Total *	944	100.00	1410	100.00	157	100.00	403	100.00	1279	100.00	637	100.00	642	100.00	404	100.00
Females																
Pri.Histology	471	67.48	512	58.31	64	62.75	299	57.28	464	46.68	237	47.98	227	45.40	192	53.19
Sec. Histology	12	1.72	0	0.00	2	1.96	8	1.53	4	0.40	1	0.20	3	0.60	0	0.00
Cytology	99	14.18	130	14.81	11	10.78	173	33.14	164	16.50	80	16.19	84	16.80	56	15.56
Blood Film	0	0.00	0	0.00	2	1.96	0	0.00	15	1.51	3	0.61	12	2.40	6	1.67
Bone Marrow	19	2.72	15	1.71	0	0.00	19	3.64	5	0.50	4	0.81	1	0.20	2	0.56
Total *	698	100.00	878	100.00	102	100.00	522	100.00	994	100.00	494	100.00	500	100.00	360	100.00

* Total reflects all cases recorded (including non microscopic diagnosis).

**Fig. 4.2(a): Relative Proportion (%) of cancers based on different types of Microscopic Diagnosis
2005-2006 – Males**

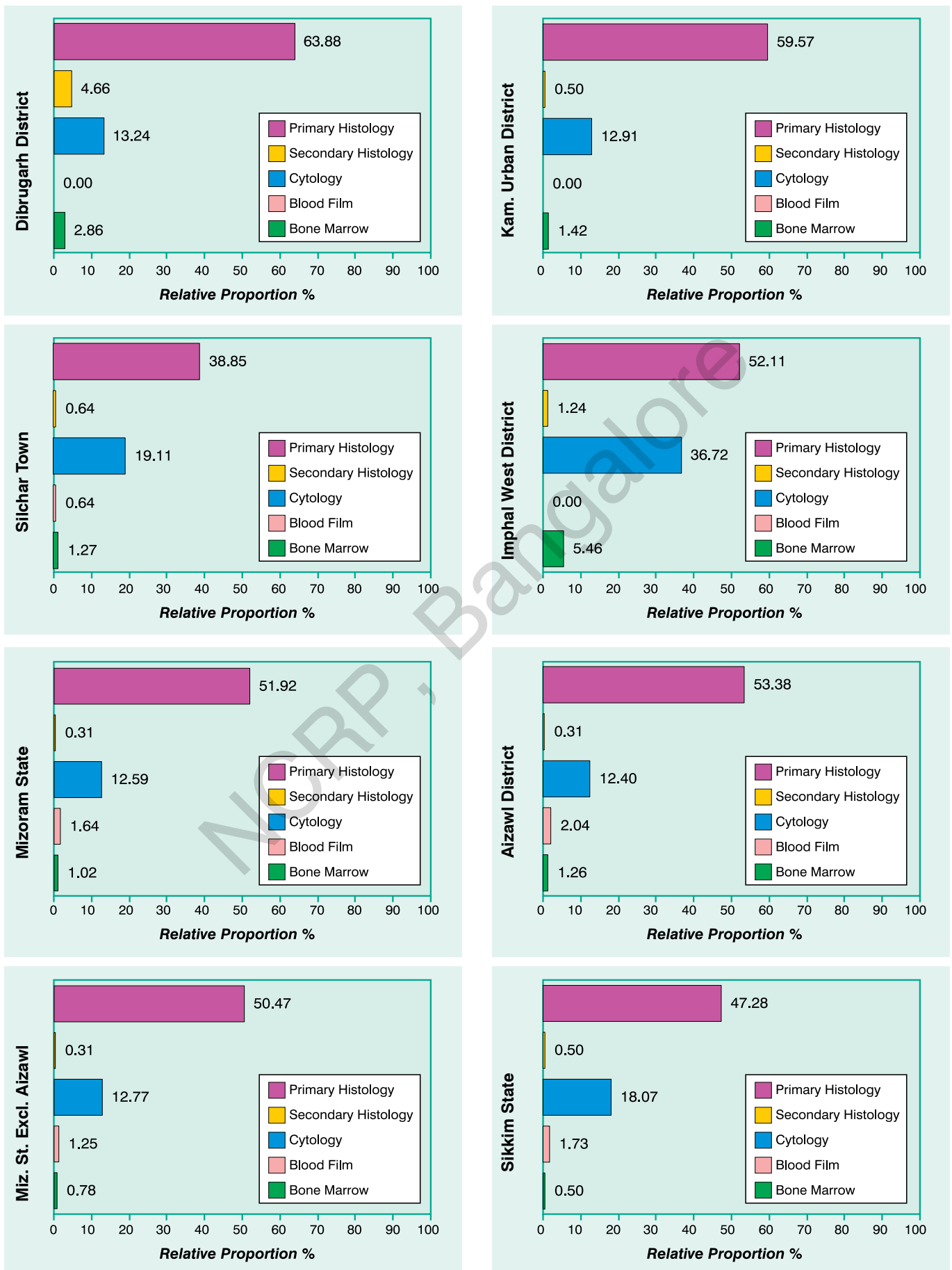
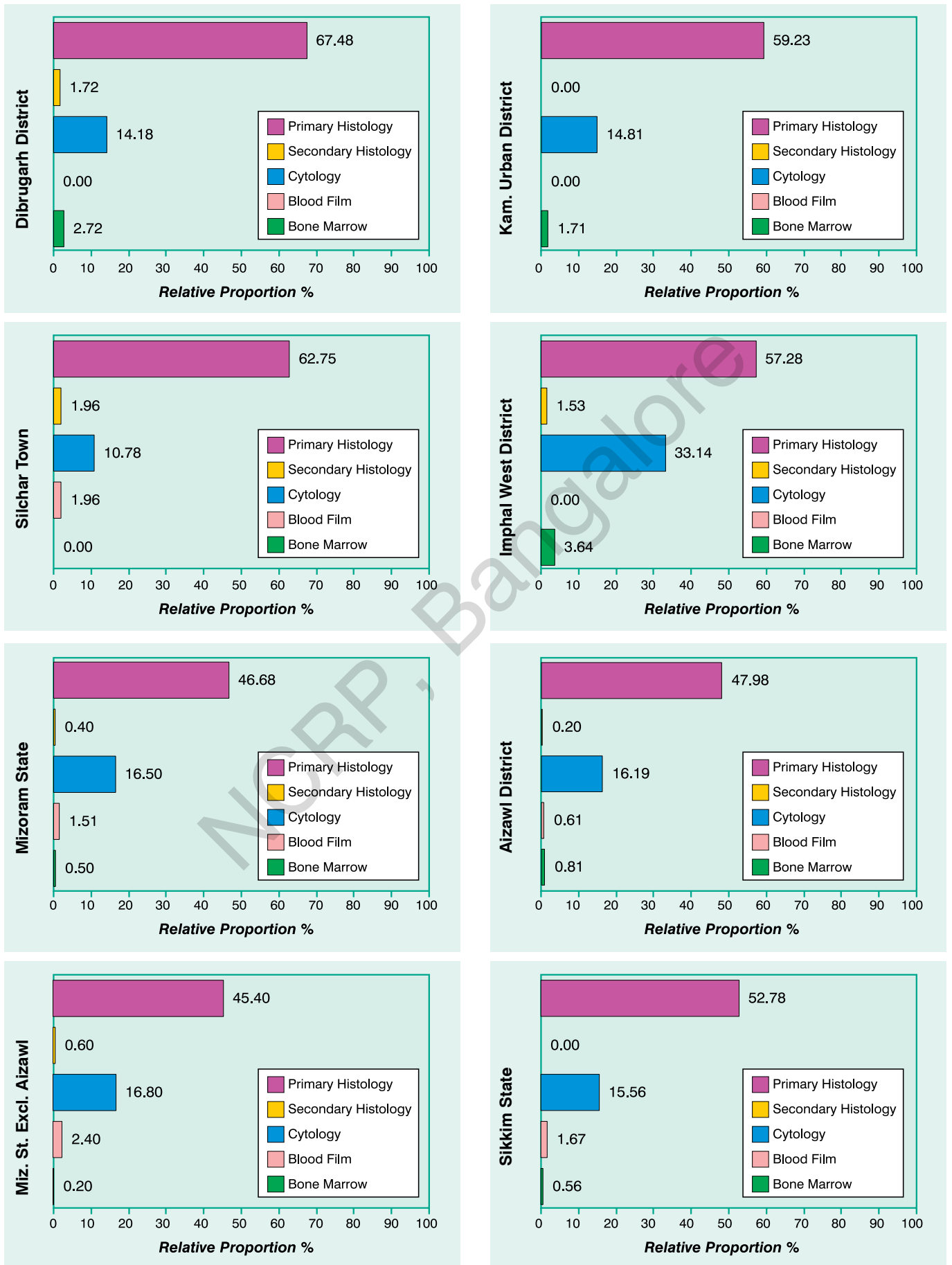


Fig. 4.2(b) : Relative Proportion (%) of cancers based on different types of Microscopic Diagnosis 2005-2006 – Females



Chapter 5

CANCER MORTALITY

This chapter deals with the number of cancers for which information was obtained through death certificates by each registry.

Table 5.1 gives the number of incidence and mortality cases in the eight identified registry areas registered during the years 2005-2006.

Cancer mortality rate is defined as “the number of cancer deaths per 100,000 population occurring in a defined population in a defined geographical area during a particular year”. The age adjusted mortality rate is similar to the Age Adjusted Incidence Rate (AAR) where the mortality rate is adjusted to the standard world population. Like the age specific incidence rate, the age specific mortality rates are also calculated.

All death certificates with cancer mentioned in death certificates are compiled and matched with the incidence or morbidity data. This matching is done with all cases registered as incidence cases during that year as well as during previous years. Some registries have tried to trace back the cases for the date of diagnosis. In the absence of matching of such date of diagnosis, these cases have been included as DCOs in the calculation of incidence rates. This has to be kept in mind while interpreting the mortality data. The methods followed for mortality data collection has been outlined by individual registries in their respective write-ups.

The mortality incidence ratio (MI%) ranged between 9.2 in females in Imphal West District to 53.8 in males in Aizawl Districts.

The Crude (CMR), Age Adjusted (AAMR) and Truncated (TMR) Mortality Rate per 100,000 are shown in Table 5.2. In males, the AAMR varied from 16.7 per 100,000 in Imphal West District to 149.4 per 100,000 in Aizawl District. In females, the AAMR was the lowest in Imphal West District at 11.6 per 100,000 and highest in Aizawl District at 97.7 per 100,000.

Table 5.3 gives the number of matched deaths, number of DCOs and total deaths.

TABLE 5.1: Number of Incident and Mortality cases and Mortality – Incidence Percent (M/I%) - (2005-2006)

Registry	MALES			FEMALES		
	Incidence	Mortality	M/I%	Incidence	Mortality	M/I%
Dibrugarh District	944	293	31.0	698	145	20.8
Kamrup Urban District	1410	233	16.5	878	92	10.5
Silchar Town	157	71	45.2	102	21	20.6
Imphal West District	403	60	14.9	522	48	9.2
Mizoram State	1279	660	51.6	994	440	44.3
Aizawl District	637	343	53.8	494	222	44.9
Miz. St. Excl. Aizawl	642	317	49.4	500	218	43.6
Sikkim State	404	201	50.0	361	150	41.8

TABLE 5.2: Crude (CMR), Age Adjusted (AAMR) and Truncated (TMR) Mortality Rate (2005-2006)

Registry	MALES			FEMALES		
	CMR	AAMR	TMR	CMR	AAMR	TMR
Dibrugarh District	22.6	32.7	57.7	11.8	17.7	32.1
Kamrup Urban District	20.4	31.1	48.8	9.3	14.5	30.0
Silchar Town	35.0	42.1	73.7	10.6	13.7	25.0
Imphal West District	12.6	16.7	19.3	9.9	11.6	21.8
Mizoram State	63.8	100.7	168.9	45.2	70.9	112.5
Aizawl District	91.4	149.4	224.7	61.7	97.7	167.8
Miz. St. Excl. Aizawl	48.1	74.5	138.4	35.5	55.4	81.4
Sikkim State	30.3	48.4	67.5	26.1	44.3	76.1

TABLE 5.3: Number of Matched Deaths (MD), Number of DCO's and Total Deaths (TD) (2005-2006)

Registry	MALES			FEMALES		
	MD	DCO's	TD	MD	DCO's	TD
Dibrugarh District	176	117	293	82	63	145
Kamrup Urban District	81	152	233	32	60	92
Silchar Town	11	60	71	2	19	21
Imphal West District	59	1	60	46	2	48
Mizoram State	417	243	660	256	184	440
Aizawl District	238	105	343	139	83	222
Miz. St. Excl. Aizawl	179	138	317	117	101	218
Sikkim State	151	51	202	116	34	150

**TABLE 5.4 : Average Annual Age Specific Cancer Mortality Rates per 100,000 Persons
All Sites of Cancer (2005-2006)**

Males

Age in Years	Dibrugarh District	Kamrup Urban Dist.	Silchar Town	Imphal West District	Mizoram State	Aizawl District	Mizoram St. Excl. Aizawl.	Sikkim State
0-4	0.00	0.00	0.00	0.00	7.42	3.04	9.34	0.00
5-9	0.67	0.00	0.00	0.00	3.41	2.75	3.70	2.80
10-14	0.64	0.88	0.00	0.00	2.44	0.00	3.63	4.75
15-19	3.20	0.98	0.00	0.00	2.65	6.98	0.00	2.58
20-24	2.52	0.88	0.00	1.95	3.61	4.35	3.09	0.00
25-29	5.44	0.85	5.63	0.00	5.43	8.14	3.62	1.74
30-34	7.00	1.83	5.60	0.00	14.07	13.58	14.42	3.90
35-39	13.67	4.50	17.03	0.00	35.42	44.75	29.32	2.03
40-44	22.09	16.94	28.05	10.13	87.31	102.04	78.05	22.93
45-49	60.91	38.46	38.18	8.09	118.07	154.56	97.52	55.28
50-54	58.26	73.32	71.68	9.31	187.42	315.30	115.03	85.20
55-59	114.86	90.77	190.14	42.57	344.62	437.11	298.25	165.95
60-64	114.24	105.54	166.30	67.61	368.96	458.14	323.34	130.26
65-69	182.33	165.71	210.43	92.66	446.28	576.96	375.10	350.21
70-74	204.16	226.57	276.15	213.88	615.33	1129.29	325.22	478.41
75+	189.88	301.94	332.45	174.83	969.47	1839.03	530.50	303.38

Females

Age in Years	Dibrugarh District	Kamrup Urban Dist.	Silchar Town	Imphal West District	Mizoram State	Aizawl District	Mizoram St. Excl. Aizawl.	Sikkim State
0-4	0.95	1.43	7.47	0.00	5.74	6.22	5.52	3.91
5-9	0.00	0.00	0.00	0.00	1.81	0.00	2.62	2.84
10-14	1.34	0.00	0.00	4.10	2.55	0.00	3.85	1.23
15-19	0.81	0.00	0.00	1.97	0.90	0.00	1.49	2.71
20-24	3.35	0.00	0.00	0.00	1.84	2.22	1.57	5.04
25-29	2.54	2.63	0.00	0.00	8.30	5.81	10.02	1.93
30-34	5.85	3.13	0.00	0.00	23.85	23.17	24.33	4.90
35-39	8.04	5.38	5.80	8.19	21.21	37.09	10.25	15.34
40-44	16.47	13.53	0.00	13.31	49.55	47.76	50.67	62.25
45-49	41.94	23.56	26.64	3.97	85.65	150.56	49.52	57.39
50-54	32.83	37.45	25.03	34.61	135.27	200.95	97.38	94.53
55-59	44.16	64.93	33.59	46.16	219.12	372.74	136.33	85.31
60-64	63.60	56.65	80.52	41.57	249.02	323.48	207.27	183.94
65-69	67.76	34.15	67.23	42.21	403.56	502.61	346.02	237.08
70-74	128.38	126.83	94.79	59.07	456.22	483.33	440.77	261.23
75+	101.02	52.88	57.21	94.05	566.89	908.74	356.68	321.43

Fig. 5.1(a): Average Annual Age Specific Cancer Mortality Rates - All Sites of Cancer (2005-2006)

Males

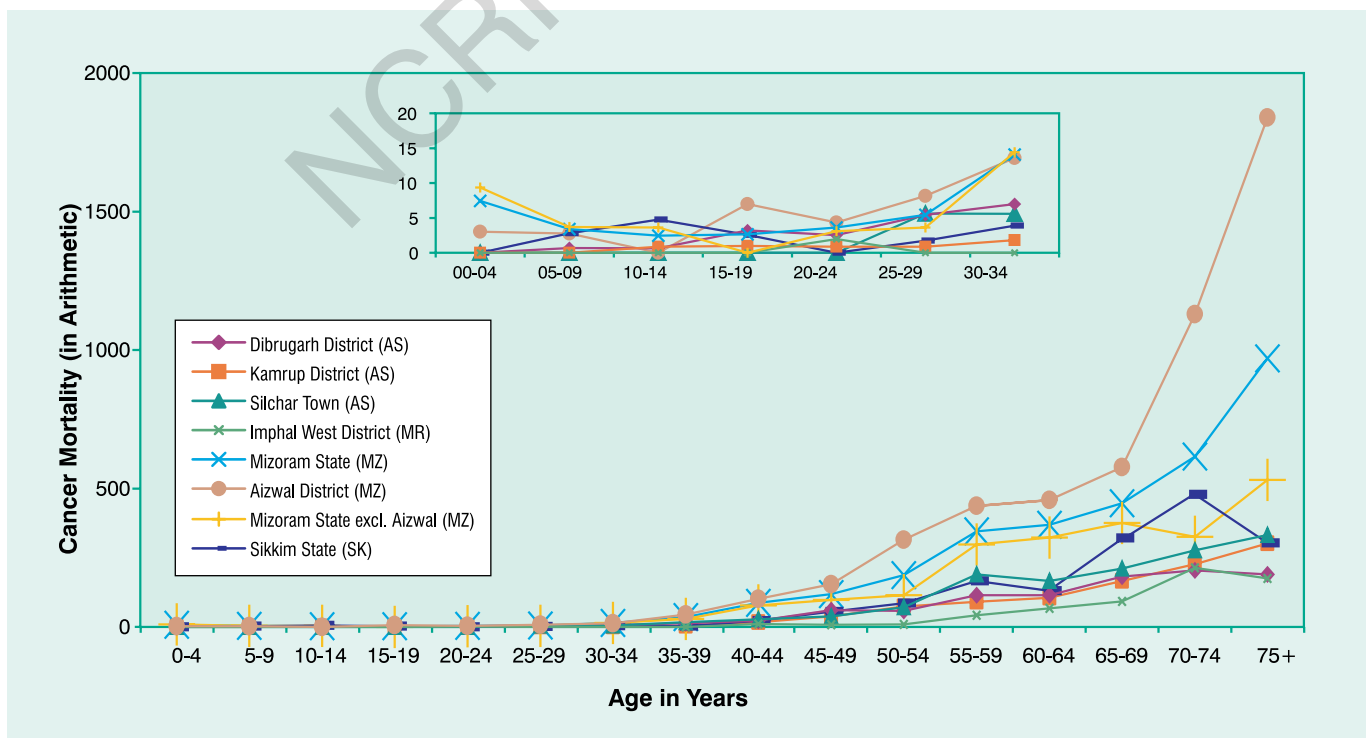
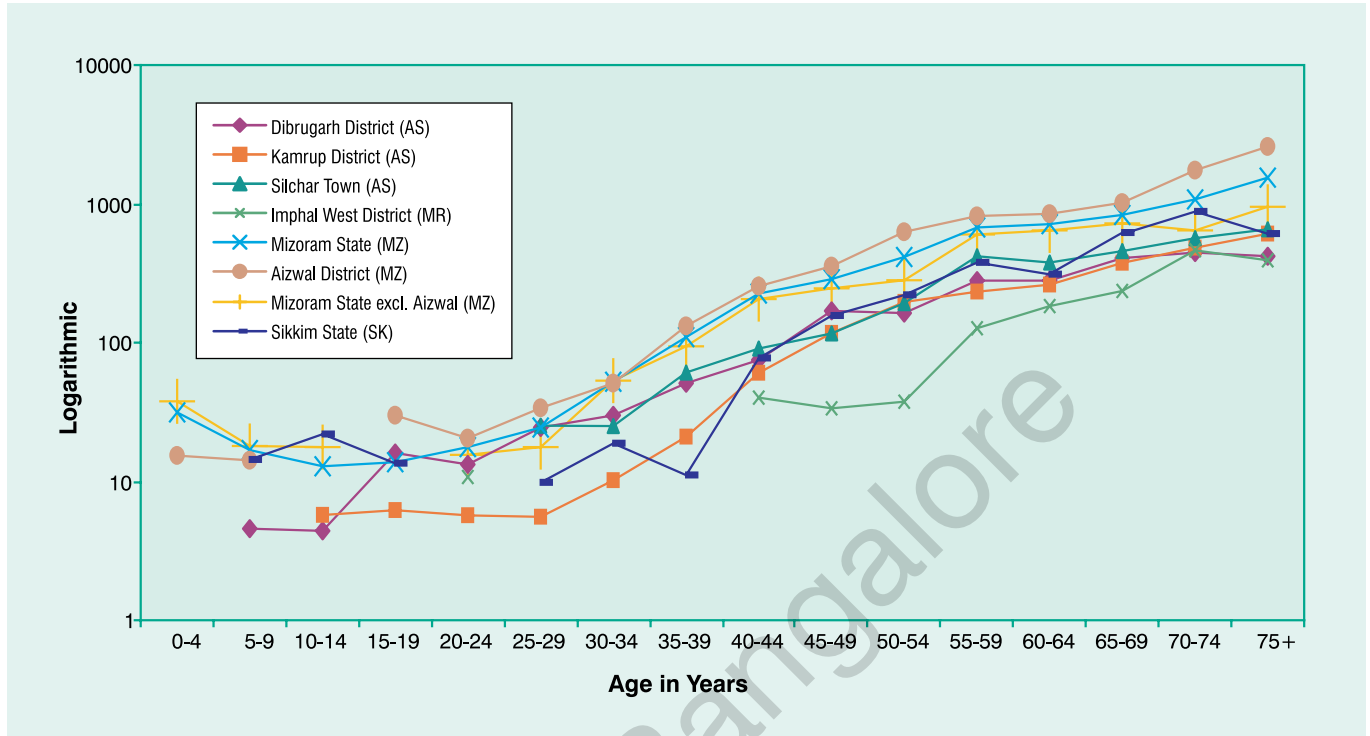
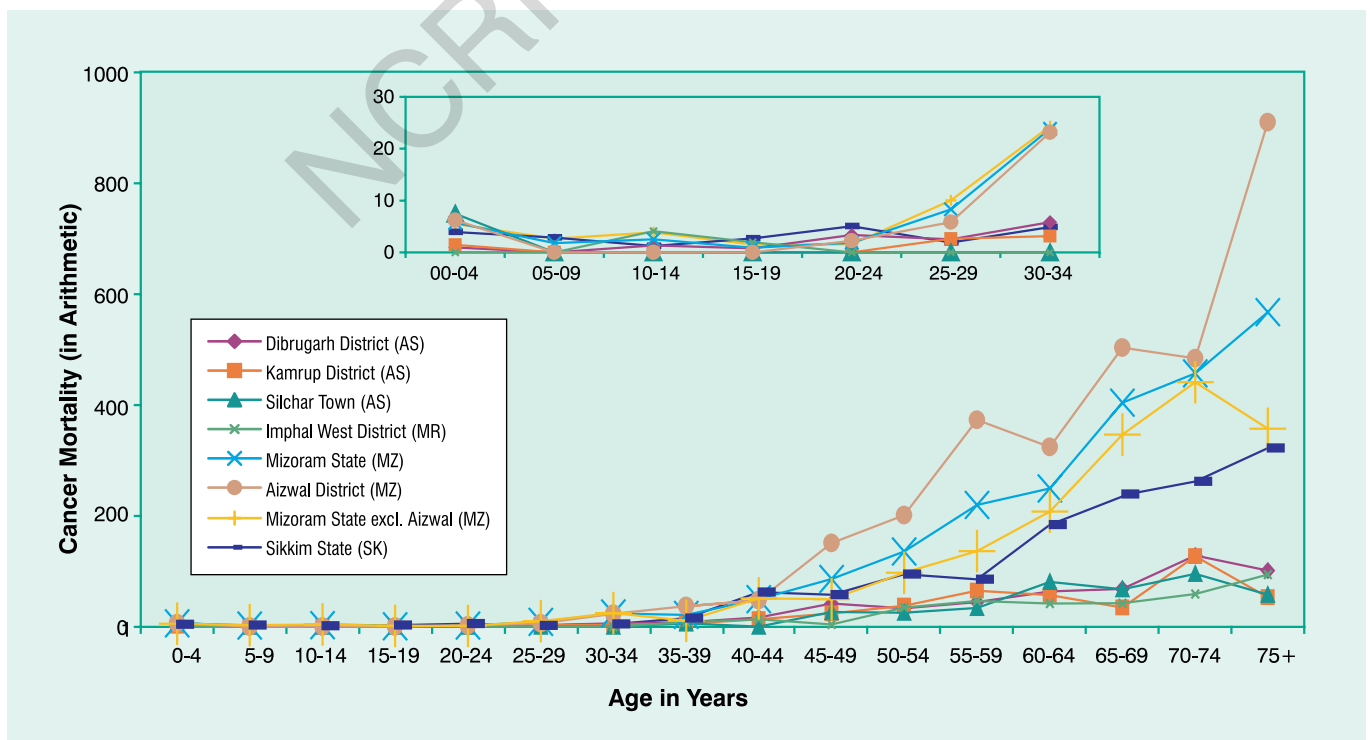
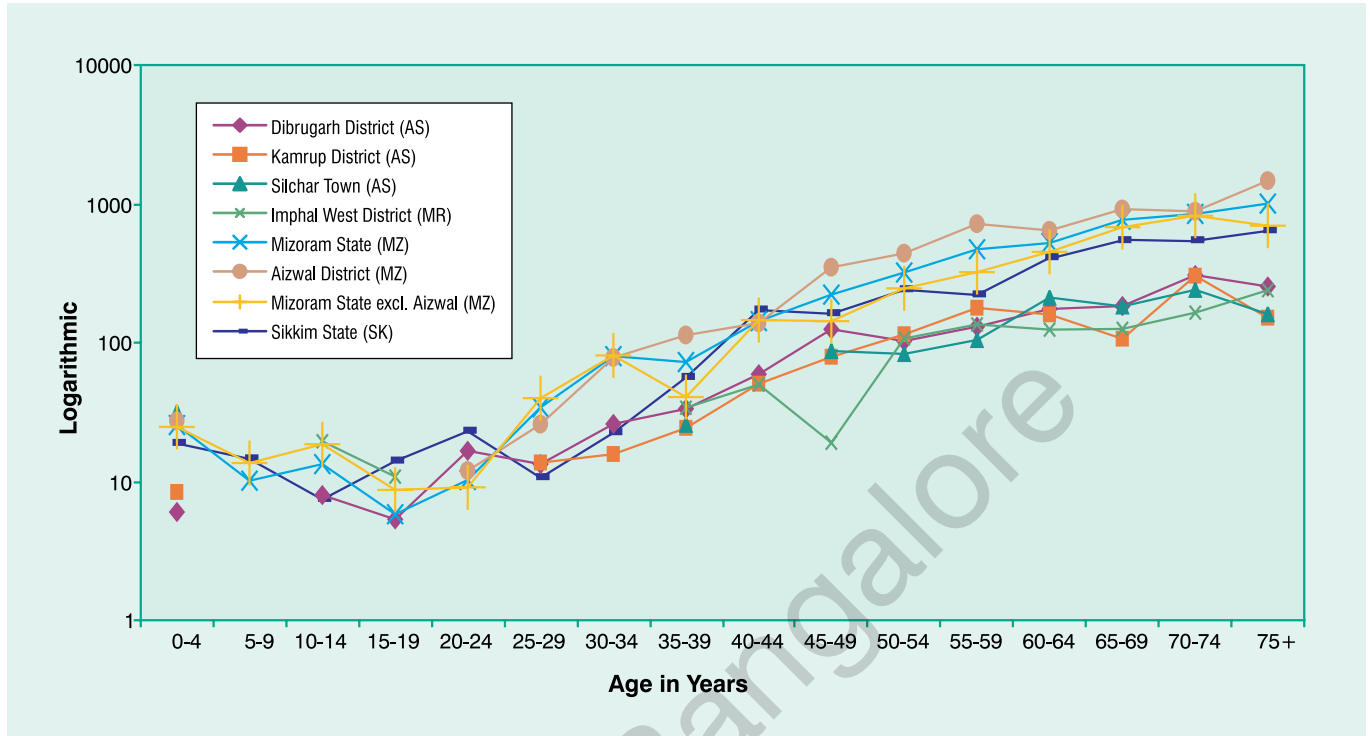


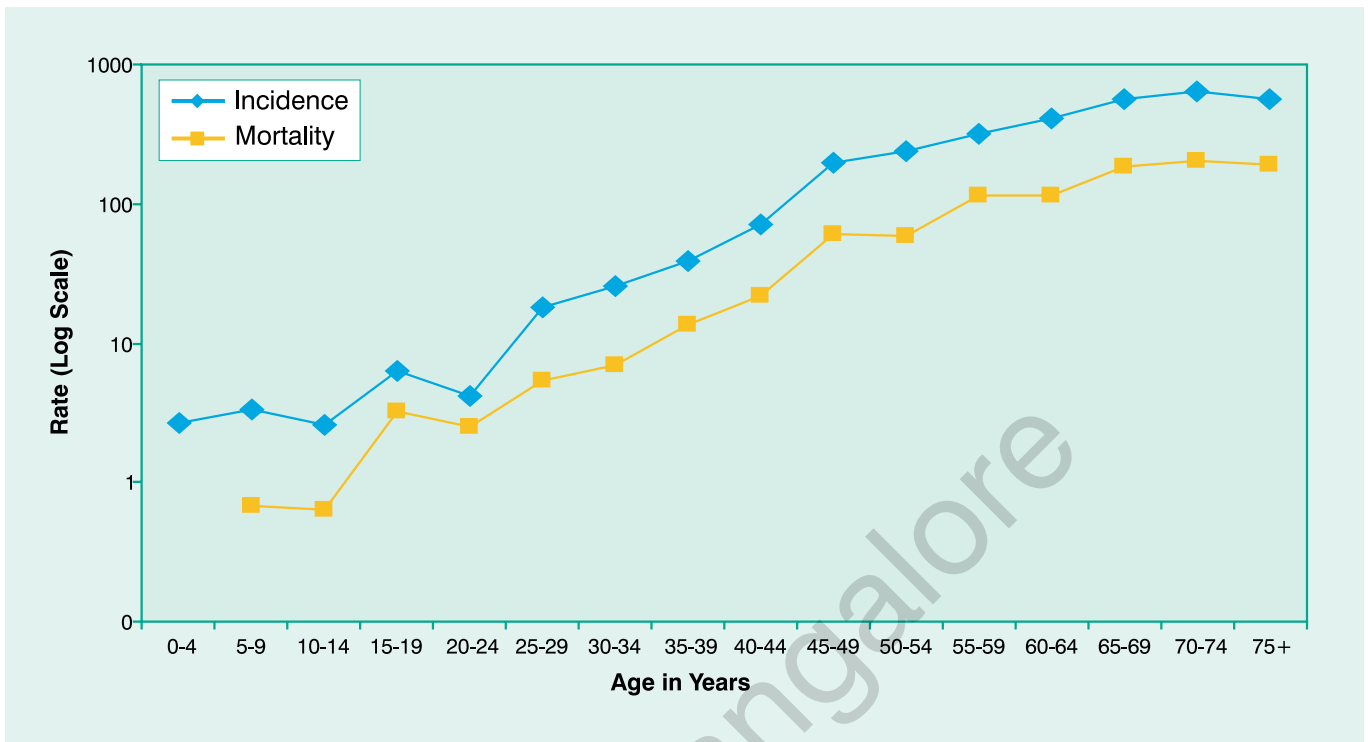
Fig. 5.1(b): Average Annual Age Specific Cancer Mortality Rates - All Sites of Cancer (2005-2006)

Females

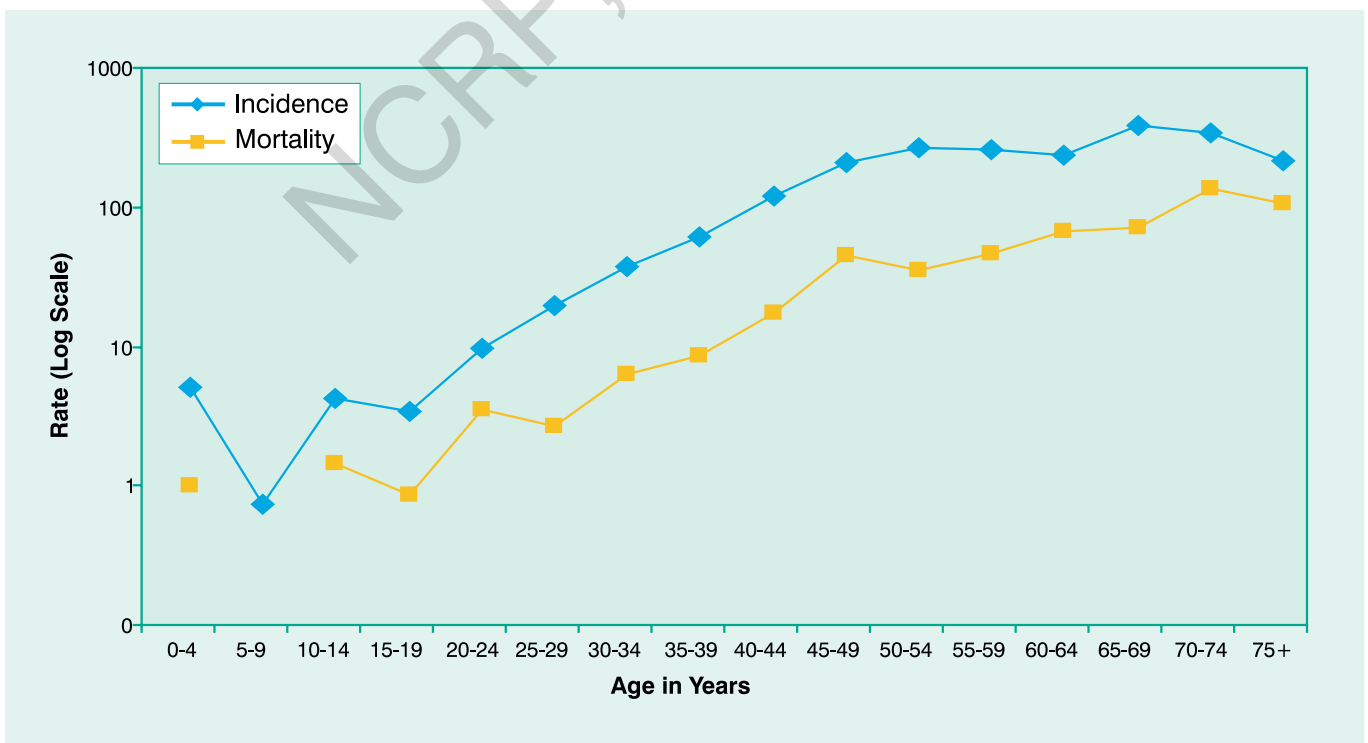


**Fig. 5.2: Average Annual Age Specific Incidence and Mortality Rates per 100,000 persons
All Sites of Cancer - Dibrugarh District (2005-2006)**

Males

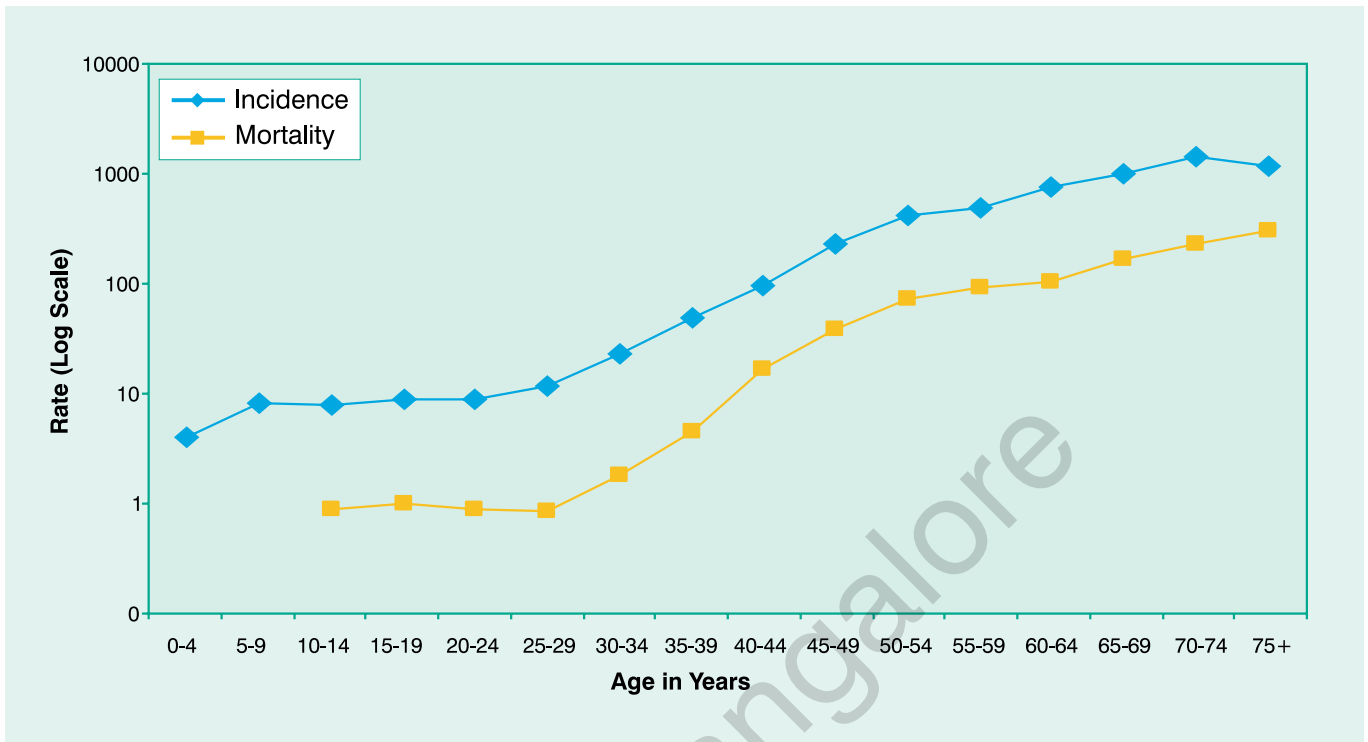


Females

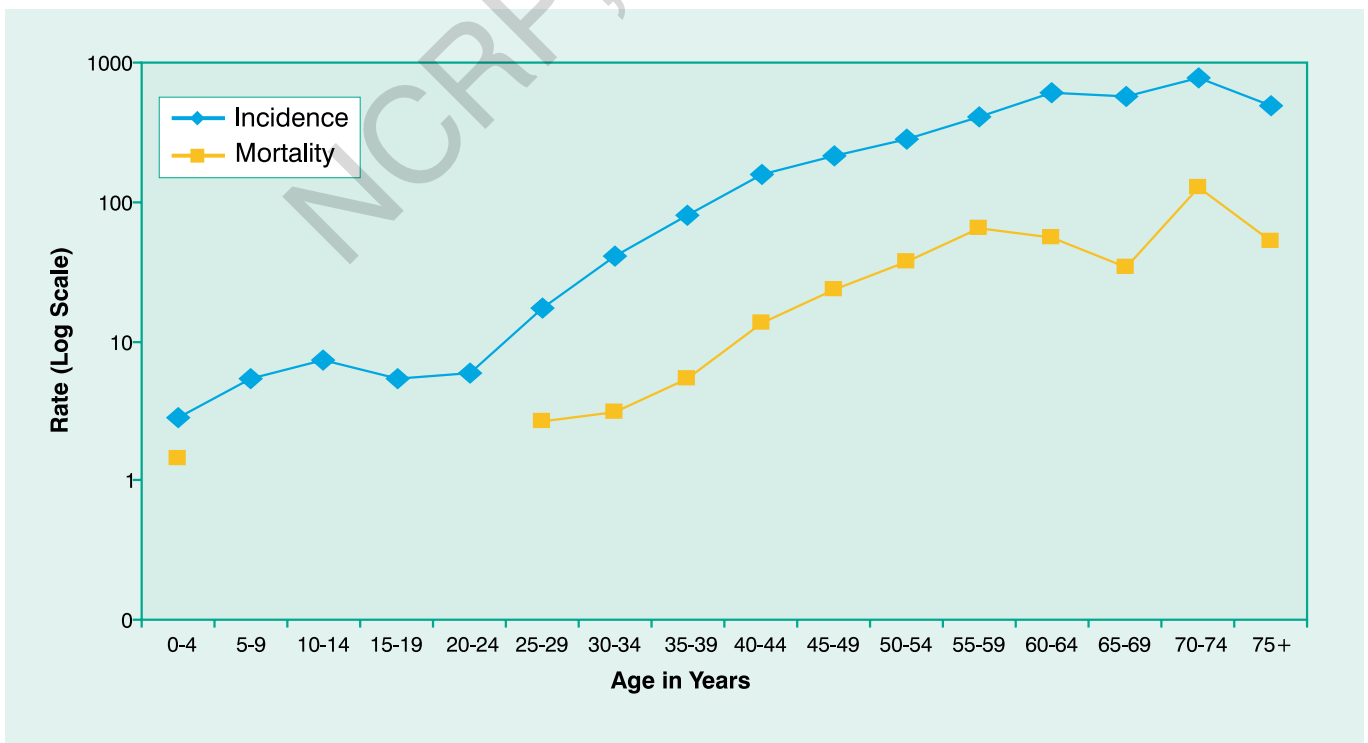


**Fig. 5.3: Average Annual Age Specific Incidence and Mortality Rates per 100,000 persons
All Sites of Cancer - Kamrup Urban District (2005-2006)**

Males

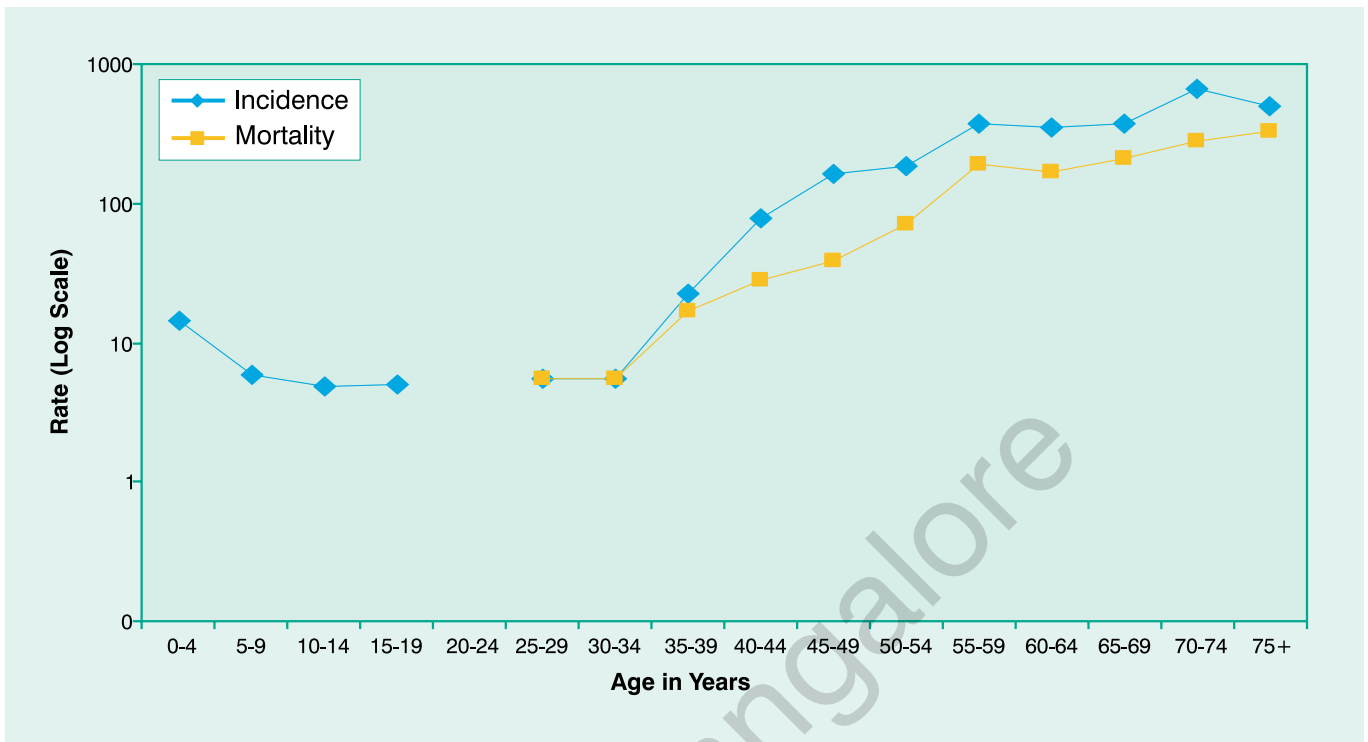


Females

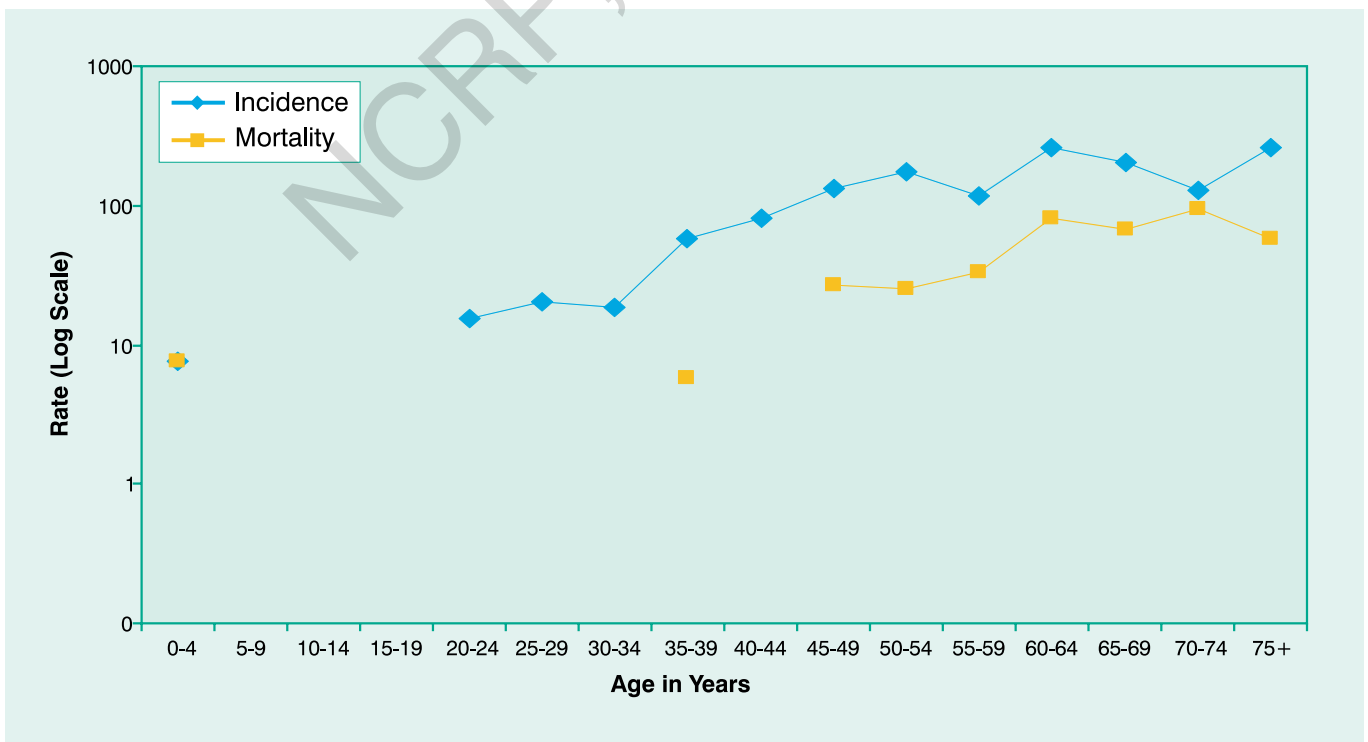


**Fig. 5.4: Average Annual Age Specific Incidence and Mortality Rates per 100,000 persons
All Sites of Cancer - Silchar Town (2005-2006)**

Males

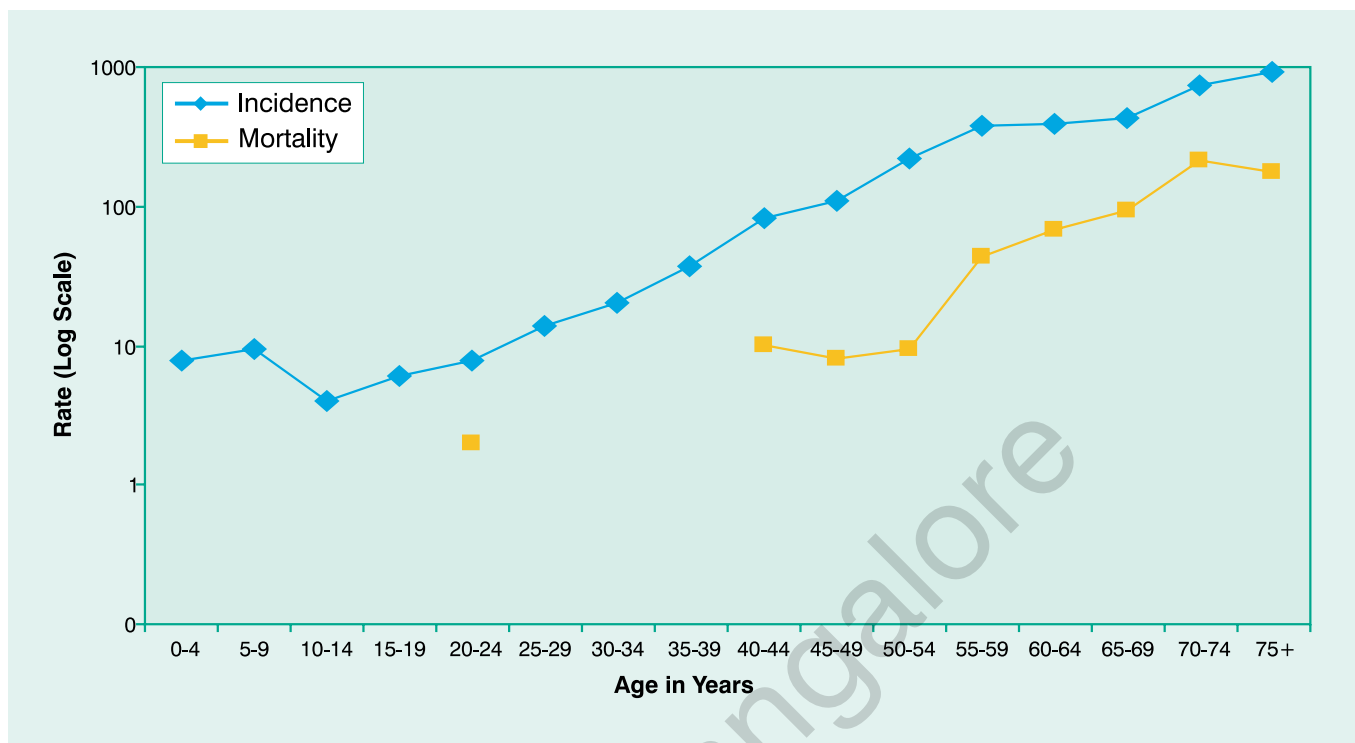


Females

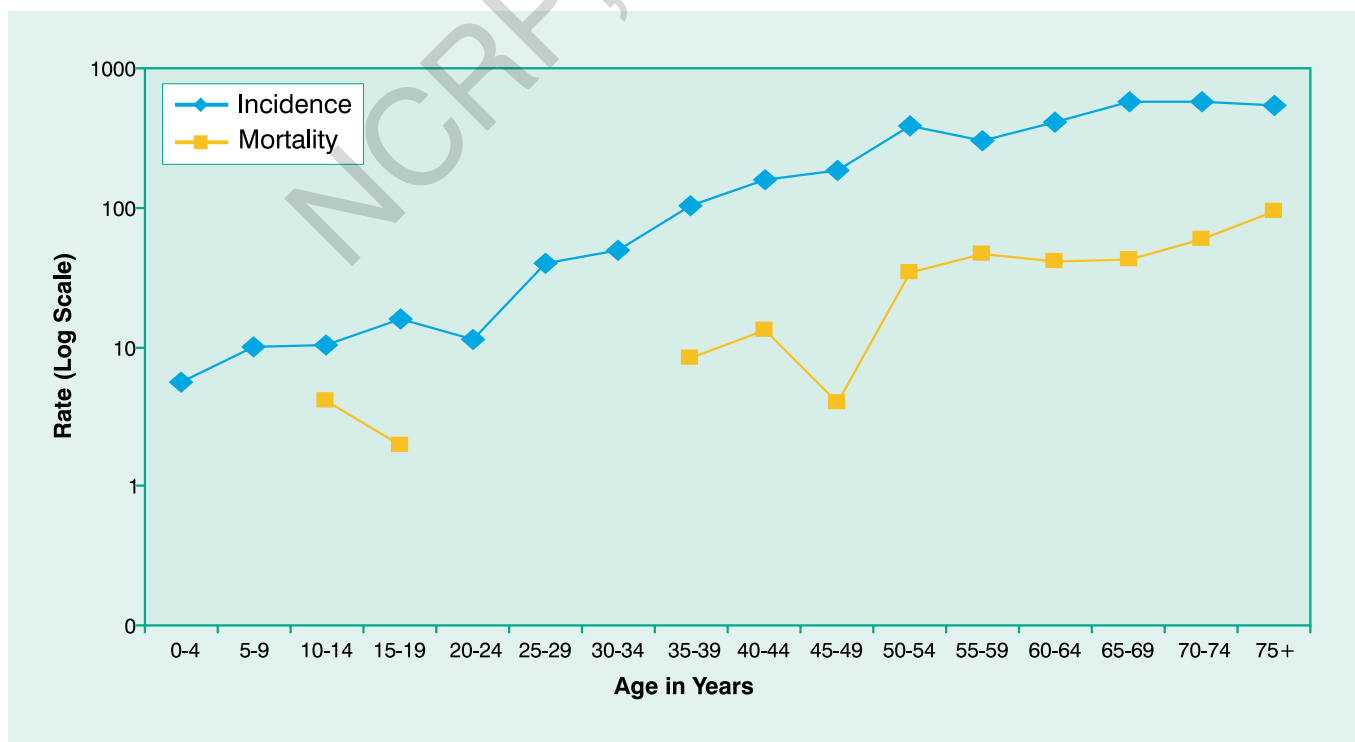


**Fig. 5.5 : Average Annual Age Specific Incidence and Mortality Rates per 100,000 persons
All Sites of Cancer - Imphal West District (2005-2006)**

Males

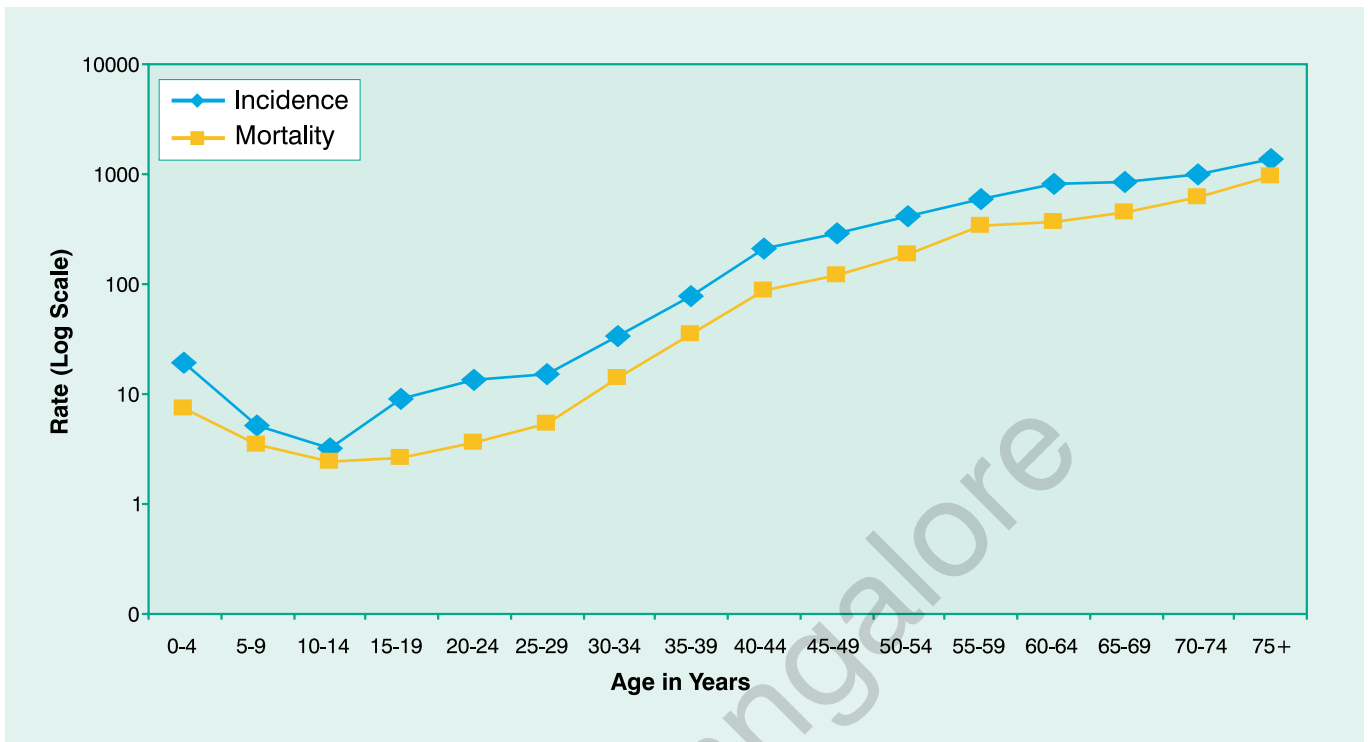


Females

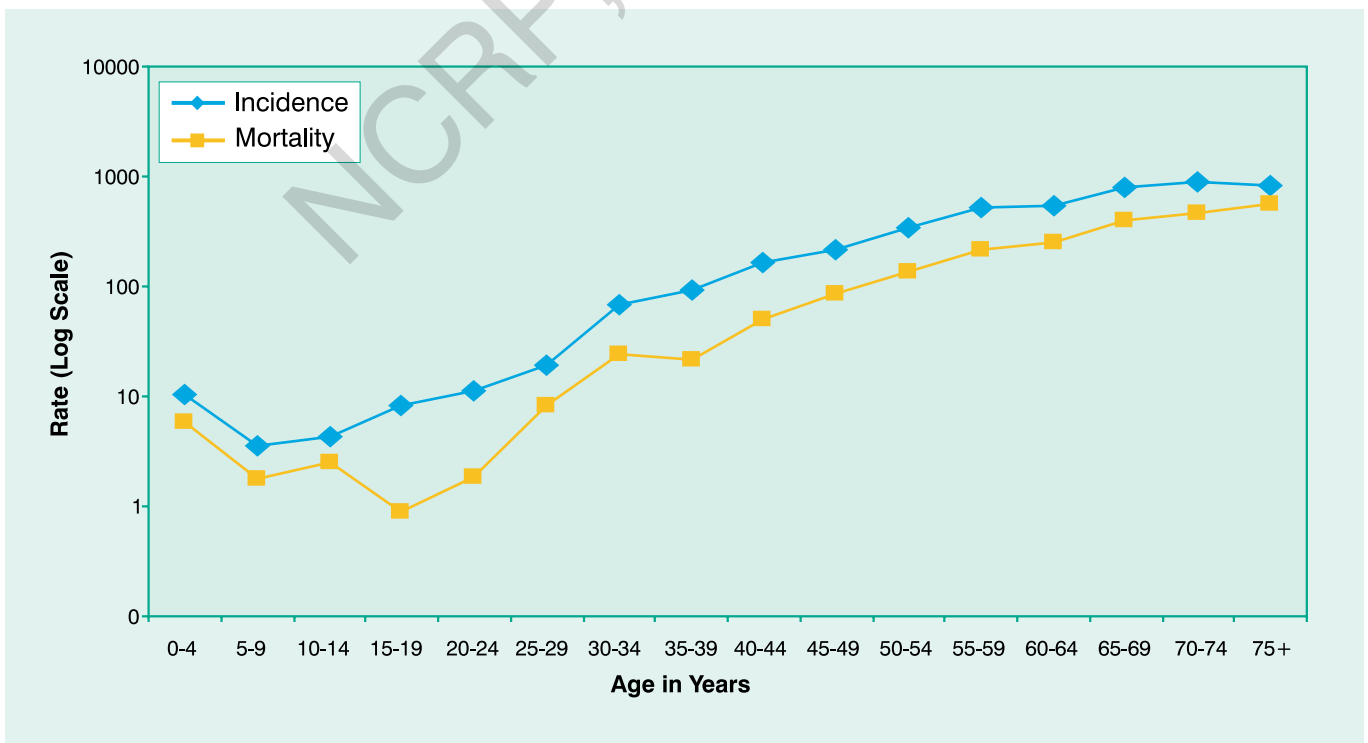


**Fig. 5.6 : Average Annual Age Specific Incidence and Mortality Rates per 100,000 persons
All Sites of Cancer - Mizoram State (2005-2006)**

Males

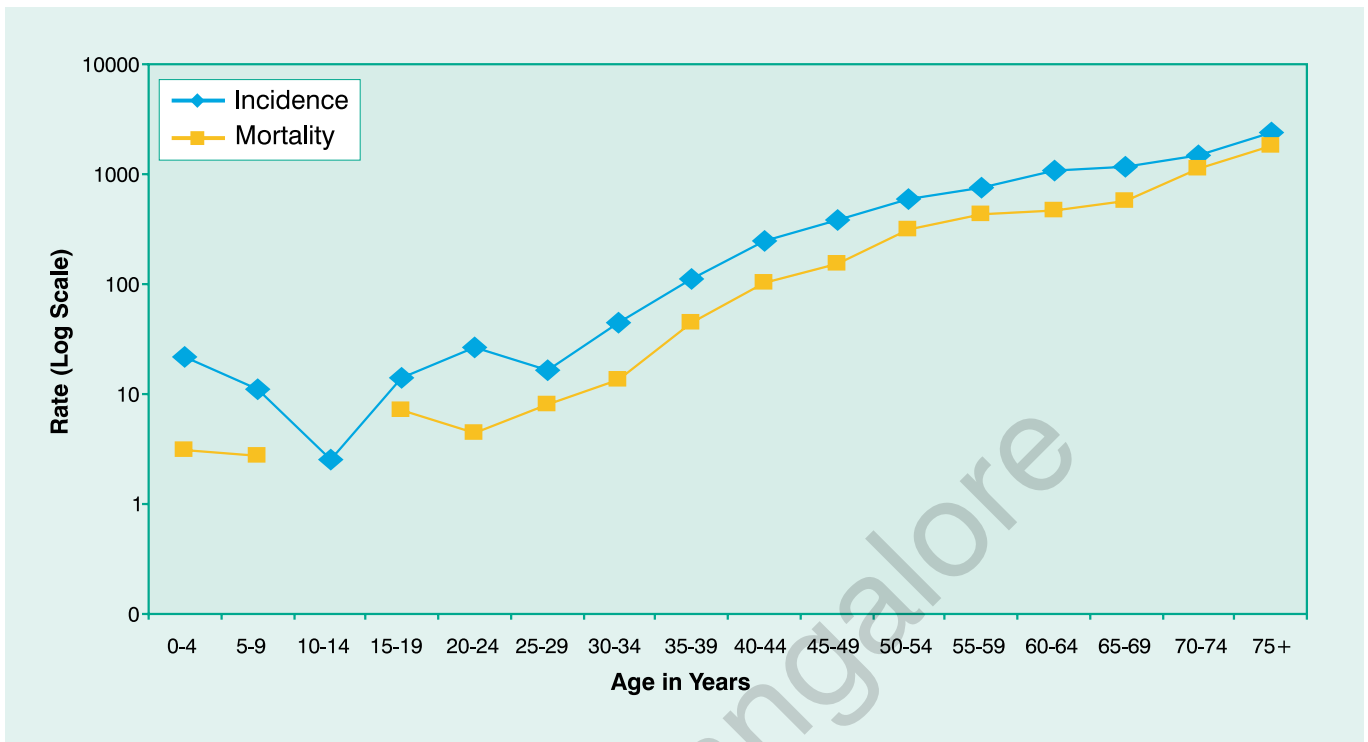


Females

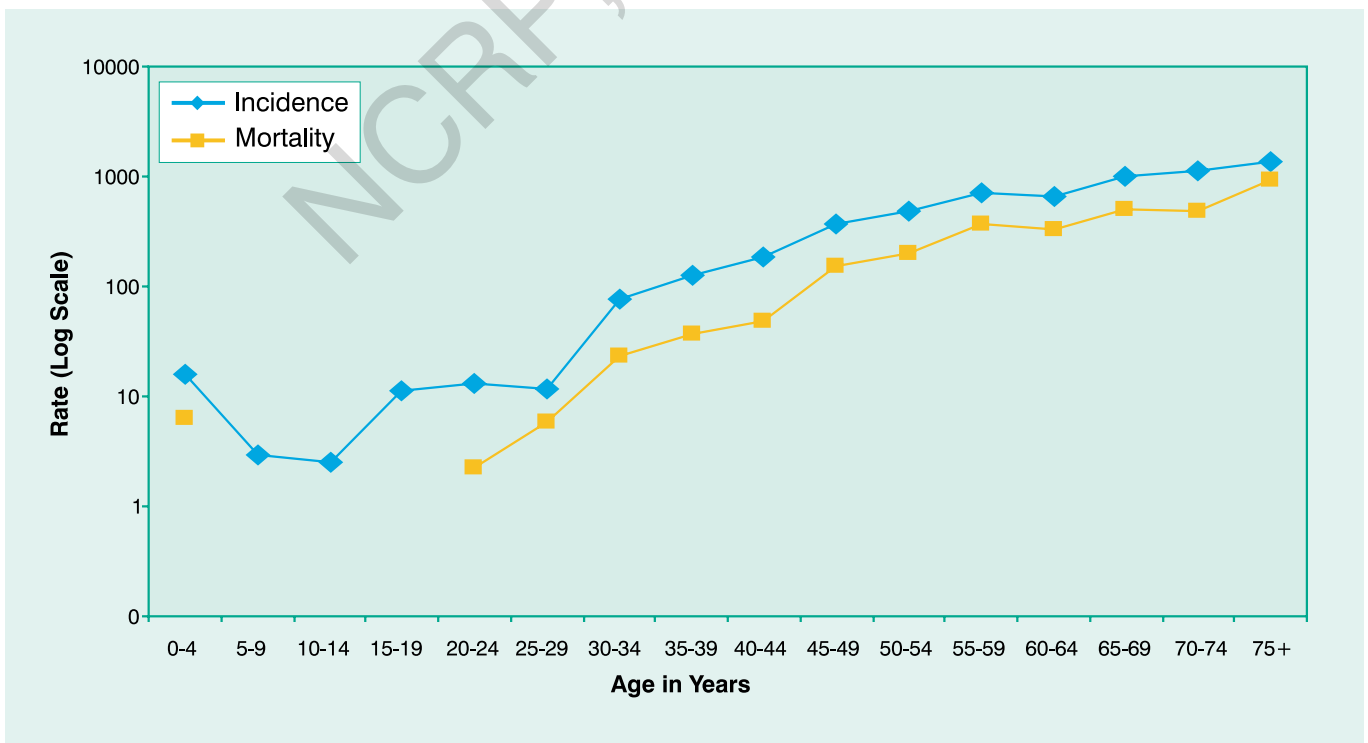


**Fig. 5.7 : Average Annual Age Specific Incidence and Mortality Rates per 100,000 persons
All Sites of Cancer - Aizawl District (2005-2006)**

Males

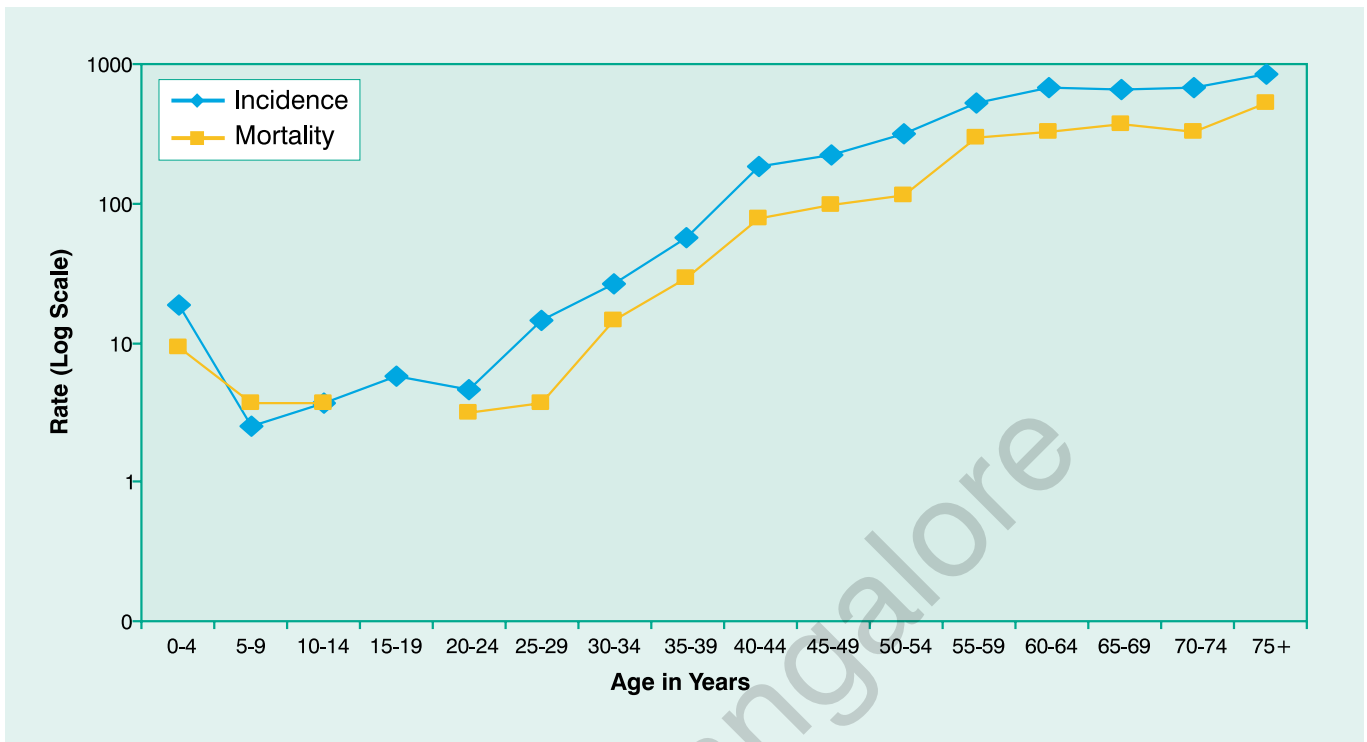


Females

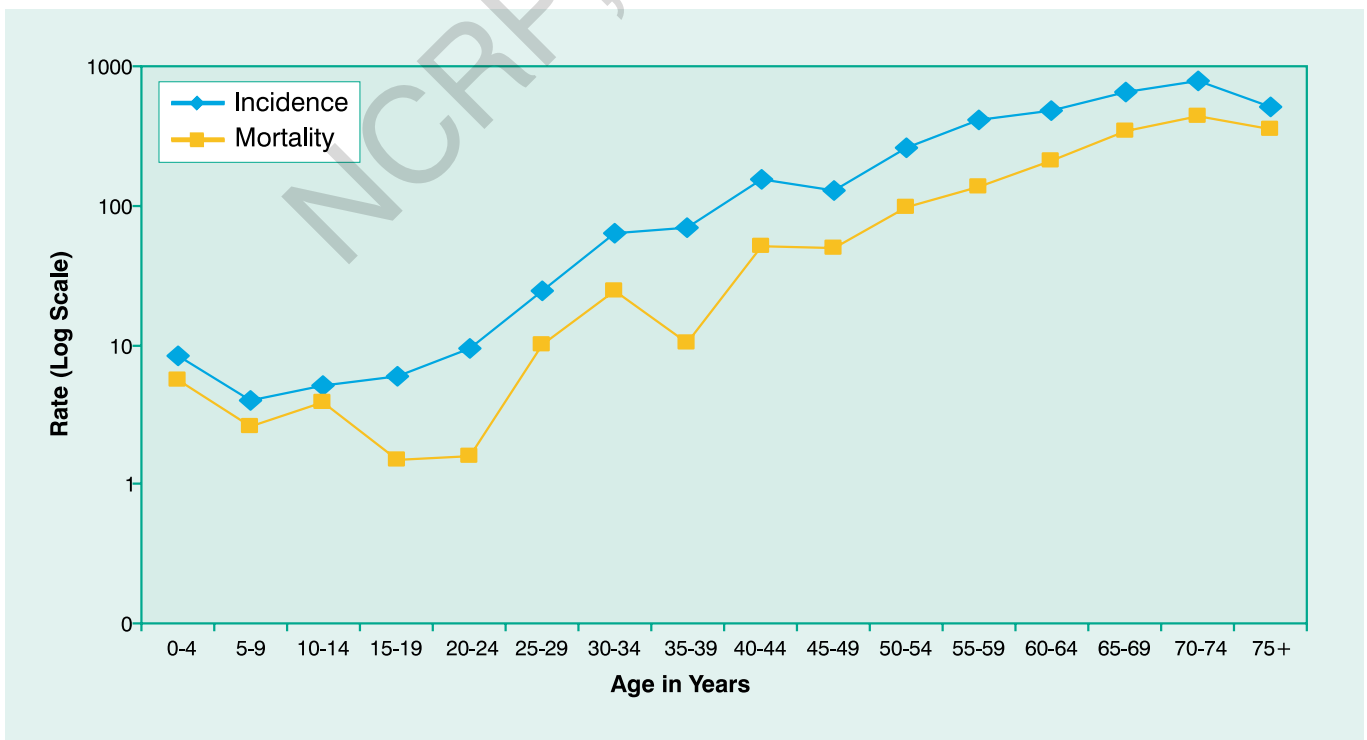


**Fig. 5.8 : Average Annual Age Specific Incidence and Mortality Rates per 100,000 persons
All Sites of Cancer - Mizoram State Excl. Aizawl (2005-2006)**

Males

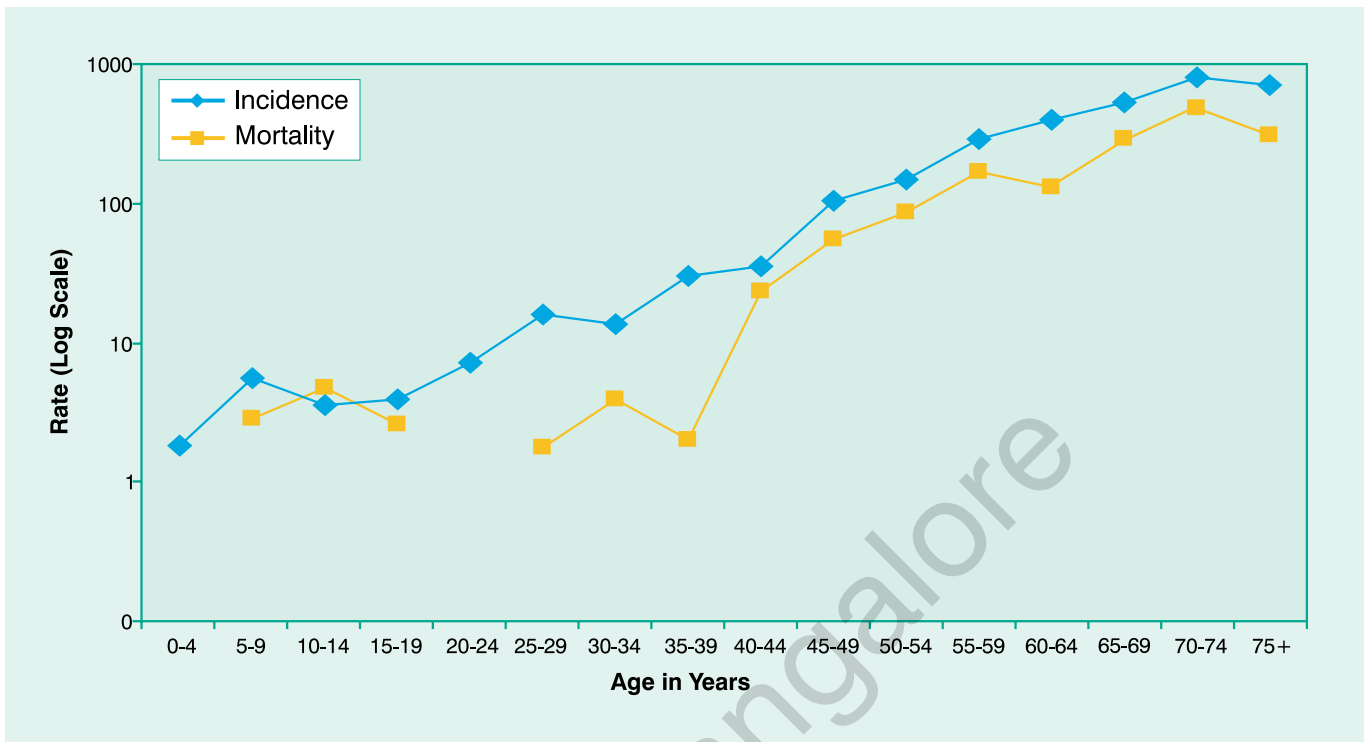


Females

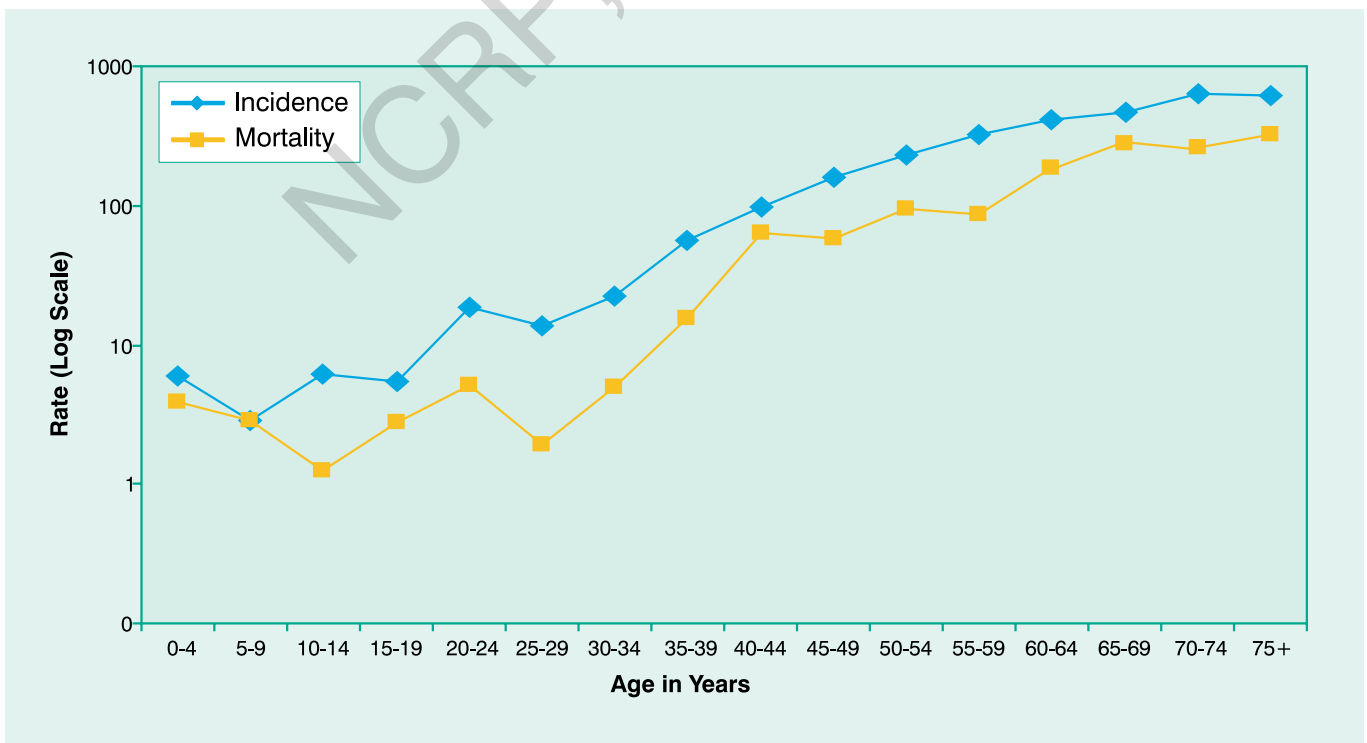


**Fig. 5.9 : Average Annual Age Specific Incidence and Mortality Rates per 100,000 persons
All Sites of Cancer - Sikkim State (2005-2006)**

Males



Females



Comparison of Cancer Incidence and Patterns with other Population Based Cancer Registries

Overview	52
All Sites - Males & Females	54
Tongue - Males.....	55
Mouth - Males	55
Mouth - Females	56
Tonsil - Males.....	56
Oropharynx - Males	57
Nasopharynx - Males.....	57
Hypopharynx - Males	58
Pharynx - Males	58
Oesophagus - Males & Females.....	59
Stomach - Males & Females	60
Gall Bladder - Females	61
Larynx - Males	61
Lung- Males & Females	62
Breast - Females	63
Cervix Uteri - Females.....	63
Ovary- Females	64
Thyroid- Females.....	64
Myeloid Leukaemia - Males & Females	65

Chapter 6

Comparison of Cancer Incidence and Patterns with other Population Based Cancer Registries

In this chapter comparison of incidence and patterns of cancer of these NE PBCRs with the already existing PBCRs under the NCRP is done. Figures 6.1 to 6.18 gives the bar charts of Average Age Adjusted Incidence Rates (AAR) (2005-2006) of the North East PBCRs with that of the other PBCRs (2004-2005 data*) under the NCRP.

All Sites:

Figures 6.1 compare the AAR of all sites in males and females respectively. Among males, four of the eight registry areas of the north east show a higher AAR in males compared to Delhi which has the highest AAR (119.5 per 100,000) among older PBCRs. Thus Aizawl district (269.0 per 100,000) has more than twice the AAR of Delhi. Mizoram state as a whole also shows a higher AAR of (191.5 per 100,000) followed by Kamrup Urban District (180.5) and Mizoram State excluding Aizawl District (149.6). Imphal West District in Manipur and Dibrugarh District in Assam have AARs higher than that of Bangalore and Mumbai. Among females five of the eight registry areas of the North East show higher AAR compared to Bangalore which has the highest AAR (120.8) among the older PBCRs. (Consolidated report of PBCRs 2004-2005: NCRP (ICMR), Bangalore 2008)

Figures 6.2 to 6.18 give the comparison of selected leading sites of cancer.

Tongue – Males : In older registries, Bhopal had the highest AAR (8.9) for cancer of the tongue. Kamrup Urban District showed a higher AAR (11.2) than that of Bhopal.

Mouth – Males : Kamrup Urban District showed the highest AAR (9.3) in all the PBCRs. The AAR for other North East registries were lower than that of Bhopal (8.8).

Mouth – Females : Like in males, Kamrup Urban District (7.2) showed the highest AAR among all PBCRs followed by Bangalore (5.9), Chennai (4.7) and Bhopal (3.7). All other registries had AAR values lower than 4.0.

Tonsil – Males : Kamrup Urban District (6.6), Aizawl District (3.9), Silchar Town (3.2) and Mizoram State (2.4) had higher AAR values than the other PBCRs.

Oropharynx – Males : Kamrup Urban District (6.8) had the highest AAR followed by Aizawl district (2.0).

Nasopharynx – Males : The highest value of AAR was found in the registries of Mizoram which ranged

between 6.0 in Mizoram State excluding Aizawl to Aizawl District with AAR of 8.4 followed by Imphal West District (4.5) and Sikkim State (2.5). All other registries had AAR values below 1.0.

Hypopharynx – Males : Kamrup Urban District (19.9) had the highest AAR followed by Dibrugarh District (13.4) and Aizawl District (12.2). All other registries had AAR values below 10.

Pharynx – Males : Except Imphal West District all other registry areas of the North East had higher AARs than that of the other PBCRs.

Oesophagus – Males : Kamrup Urban District (34.4), Aizawl District (31.8) had higher AAR that were more than four times the AAR of Chennai (7.9), that had the highest AAR among older PBCRs.

Oesophagus – Females : Kamrup Urban District (16.5), Dibrugarh District (12.8), Silchar Town (9.6) and Sikkim State (7.8) - all had higher AARs as compared to older registries.

Stomach – Males : Aizawl District (58.8), Mizoram state (47.7), Mizoram State (Excl. Aizawl District) (41.6) and Sikkim State (12.7) had higher AARs. Aizawl district (58.8) had almost six times higher AAR as compared to Chennai (11.9) which was highest among the older PBCRs.

Stomach – Females : All the three identified areas in Mizoram State – Aizawl District (28.9), Mizoram State (25.7) and Mizoram State excluding Aizawl District (23.8) had much higher AARs than all other PBCRs.

Gall-Bladder – Females : Kamrup Urban District (14.3) and Imphal West District (10.0) had higher AARs than Delhi (7.4).

Larynx – Males : Kamrup Urban District (9.9) had the highest AAR followed by Delhi PBCR (8.5).

Lung – Males : Aizawl District (42.5), had the highest AAR that was more than thrice than that of Delhi (13.5) which was the highest among the older PBCRs.

Lung – Females : Aizawl District (34.7) had almost ten times higher AAR of Delhi (3.5) which had the highest AAR among all older PBCRs.

Breast – Females : AAR for Aizawl District (19.6) and Kamrup Urban District (17.5) were lower than that seen in older PBCRs.

Cervix uteri – Females : Aizawl District (25.4) registered the highest AAR followed by Barshi (22.8).

Ovary : Kamrup Urban District (7.7) and Imphal West District (7.6) had AARs that were slightly lower than Delhi (8.3).

Thyroid – Females : Imphal West District (7.5) and Aizawl District (4.2) showed higher AARs compared to Chennai (2.9) and others.

Myeloid Leukaemia – Males : Aizawl District (4.0) and Imphal West District (2.6) recorded a higher AAR than Bangalore (2.6), Delhi (2.5) and others.

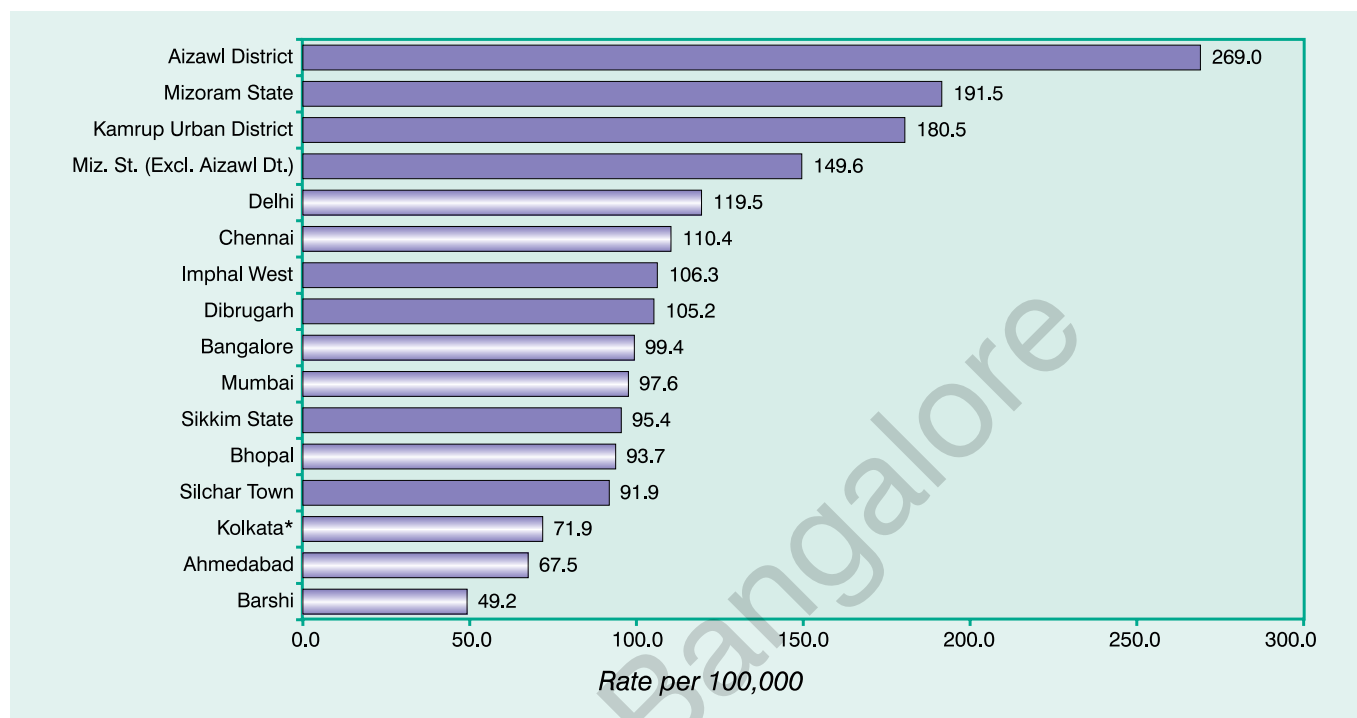
The incidence and patterns observed are along the lines of the 2003-2004 report and on cancer atlas published earlier. (Ref: 2003-2004 Report NCRP, 2004; Nandakumar et al, 2005).

*Only 2005 data for Kolkata

Fig. 6.1 : Comparison of Age Adjusted Incidence Rates (AAR's) of North East PBCR's (2005-2006) with the AAR's of other PBCR's (2004-2005).

ALL SITES - (ICD-10 : C00-C96)

MALES



FEMALES



Fig. 6.2 : Comparison of Age Adjusted Incidence Rates (AAR's) of North East PBCR's (2005-2006) with the AAR's of other PBCR's (2004-2005).

TONGUE (ICD-10 : C01-C02) - MALES

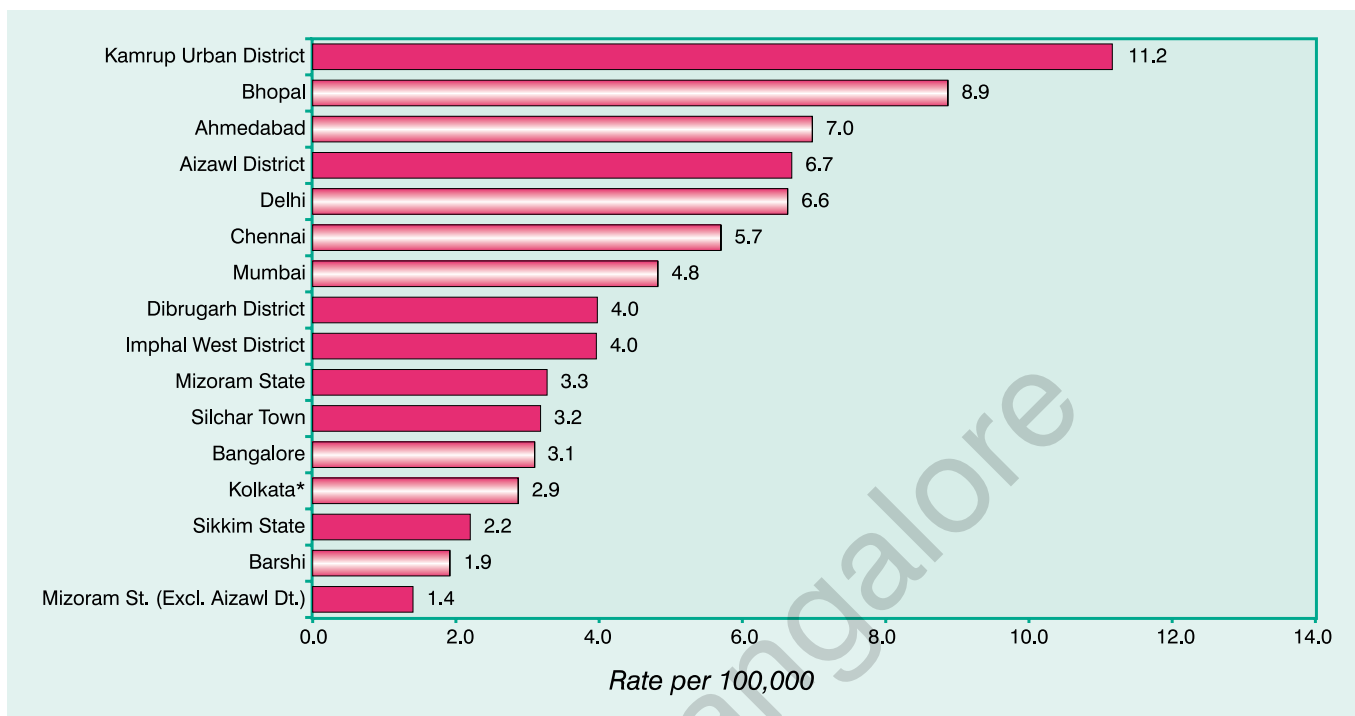


Fig. 6.3 (a) : Comparison of Age Adjusted Incidence Rates (AAR's) of North East PBCR's (2005-2006) with the AAR's of other PBCR's (2004-2005).

MOUTH (ICD-10 : C03-C06) - MALES

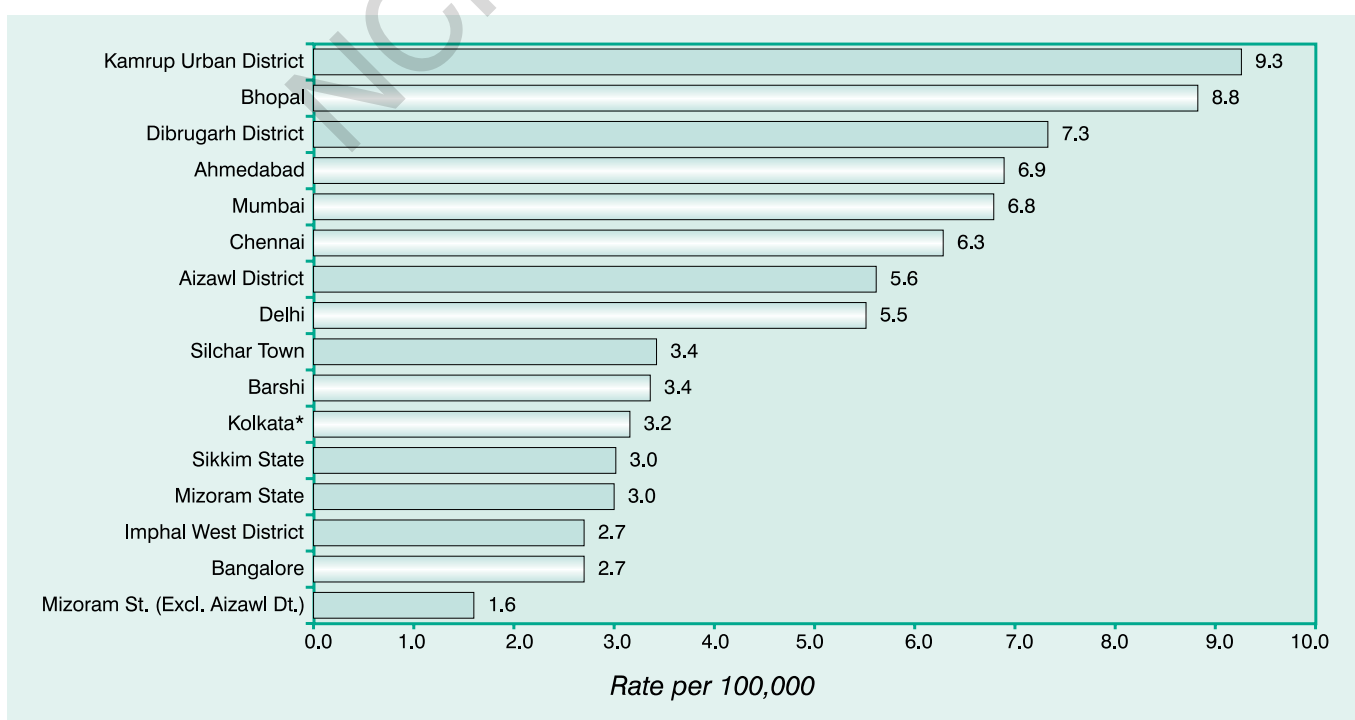


Fig. 6.3 (b) : Comparison of Age Adjusted Incidence Rates (AAR's) of North East PBCR's (2005-2006) with the AAR's of other PBCR's (2004-2005).

MOUTH (ICD-10 : C03-C06) - FEMALES

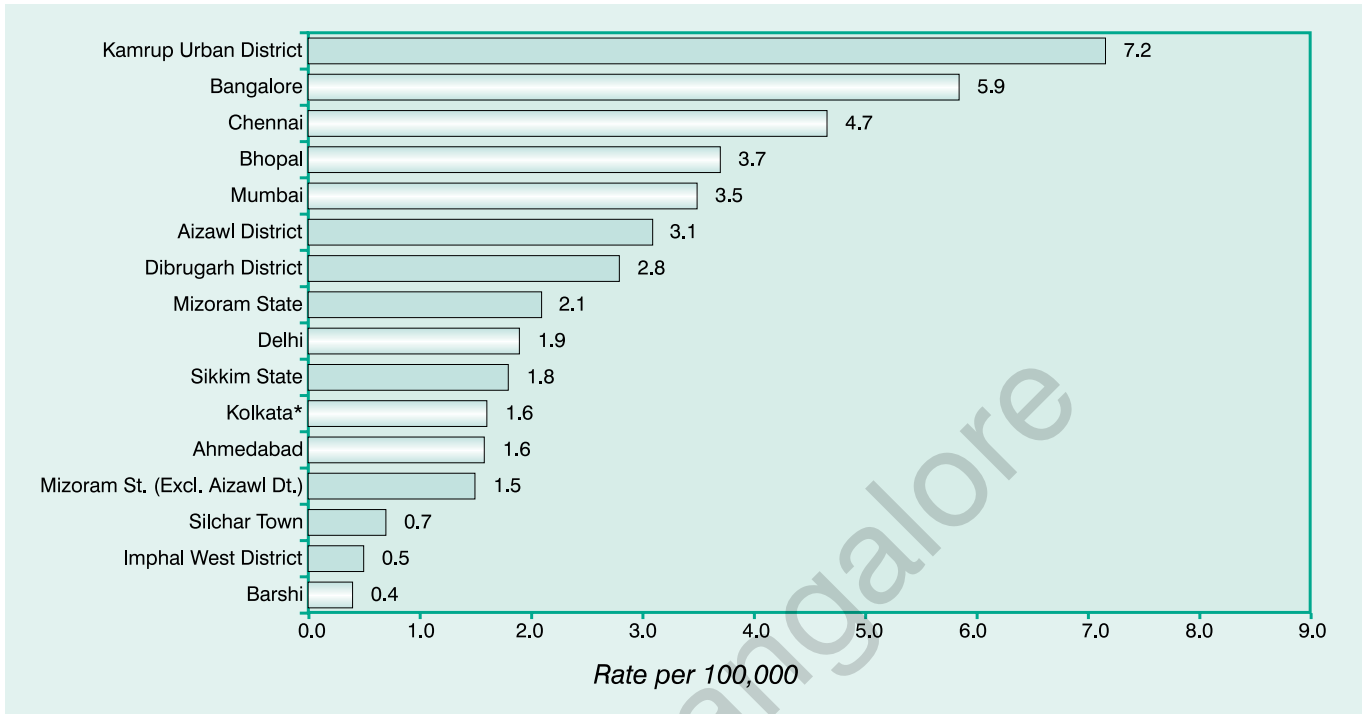


Fig. 6.4 : Comparison of Age Adjusted Incidence Rates (AAR's) of North East PBCR's (2005-2006) with the AAR's of other PBCR's (2004-2005).

TONSIL (ICD-10 : C09) - MALES

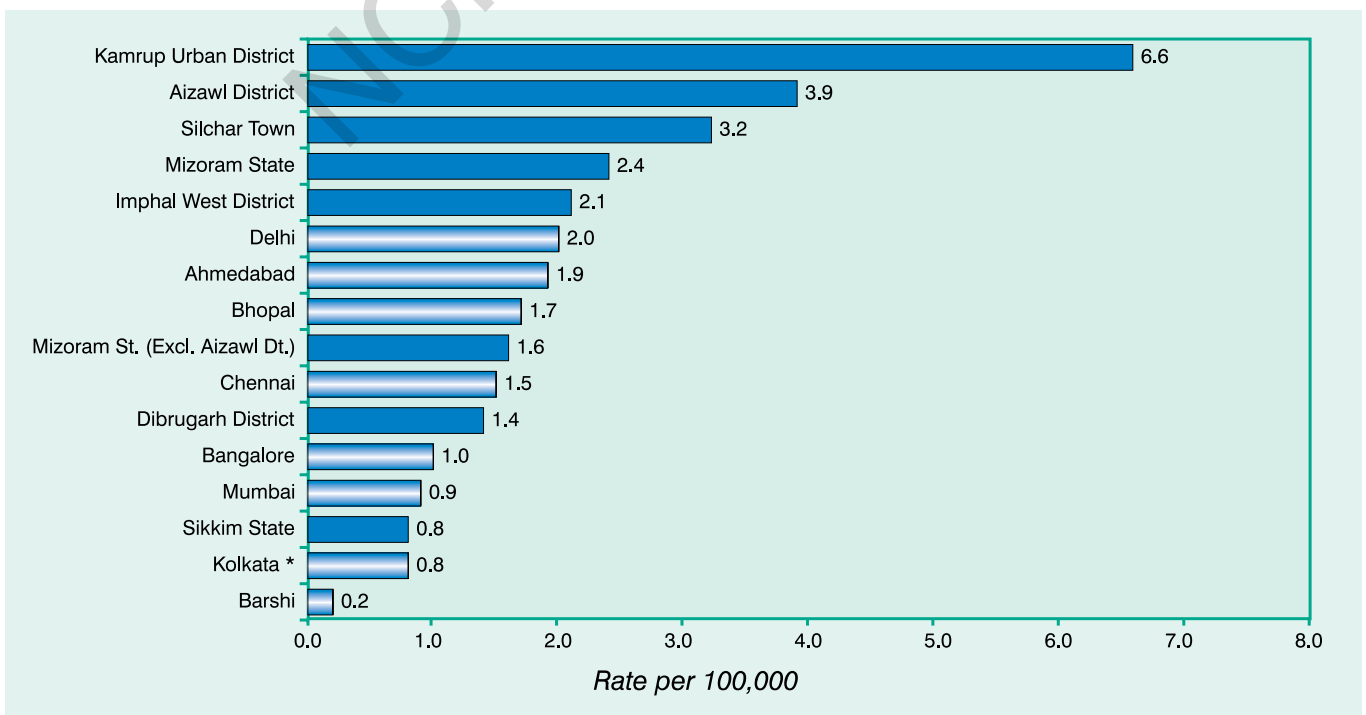


Fig. 6.5 : Comparison of Age Adjusted Incidence Rates (AAR's) of North East PBCR's (2005-2006) with the AAR's of other PBCR's (2004-2005).

OROPHARYNX (ICD-10 : C10) - MALES

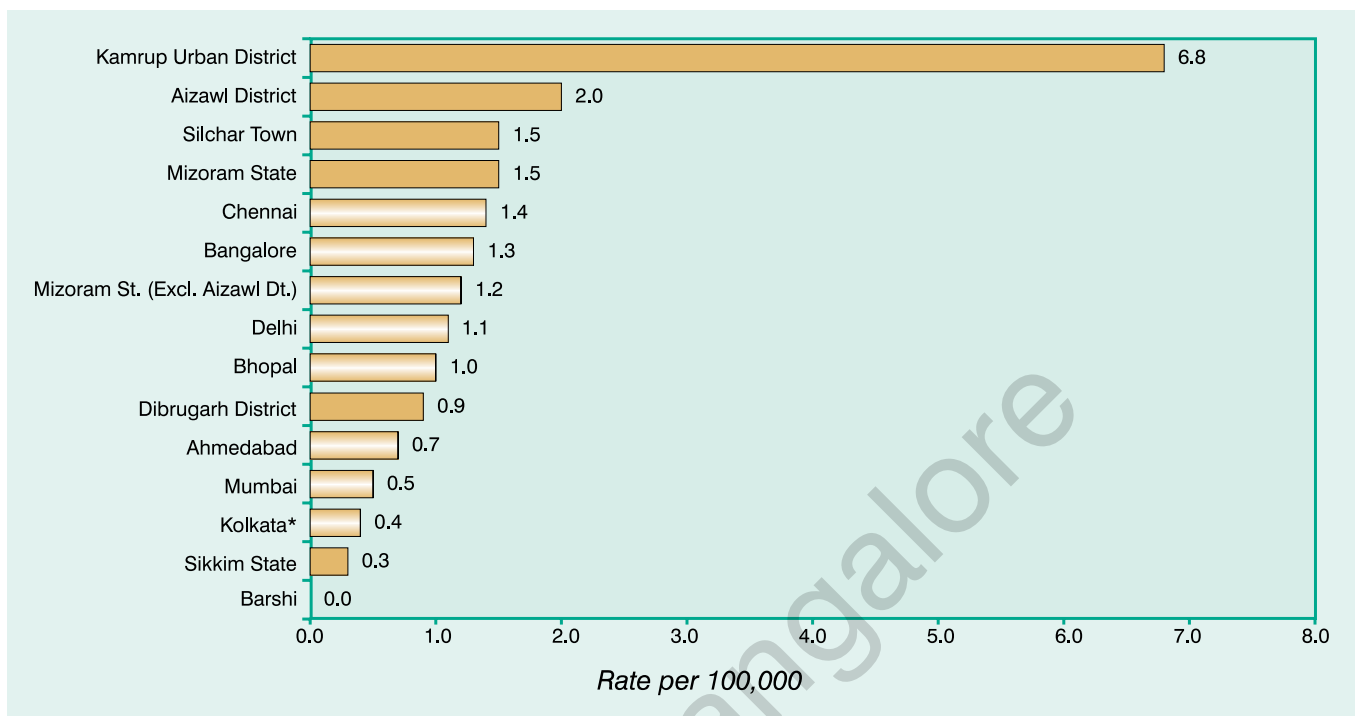


Fig. 6.6 : Comparison of Age Adjusted Incidence Rates (AAR's) of North East PBCR's (2005-2006) with the AAR's of other PBCR's (2004-2005).

NASOPHARYNX (ICD-10 : C11) - MALES

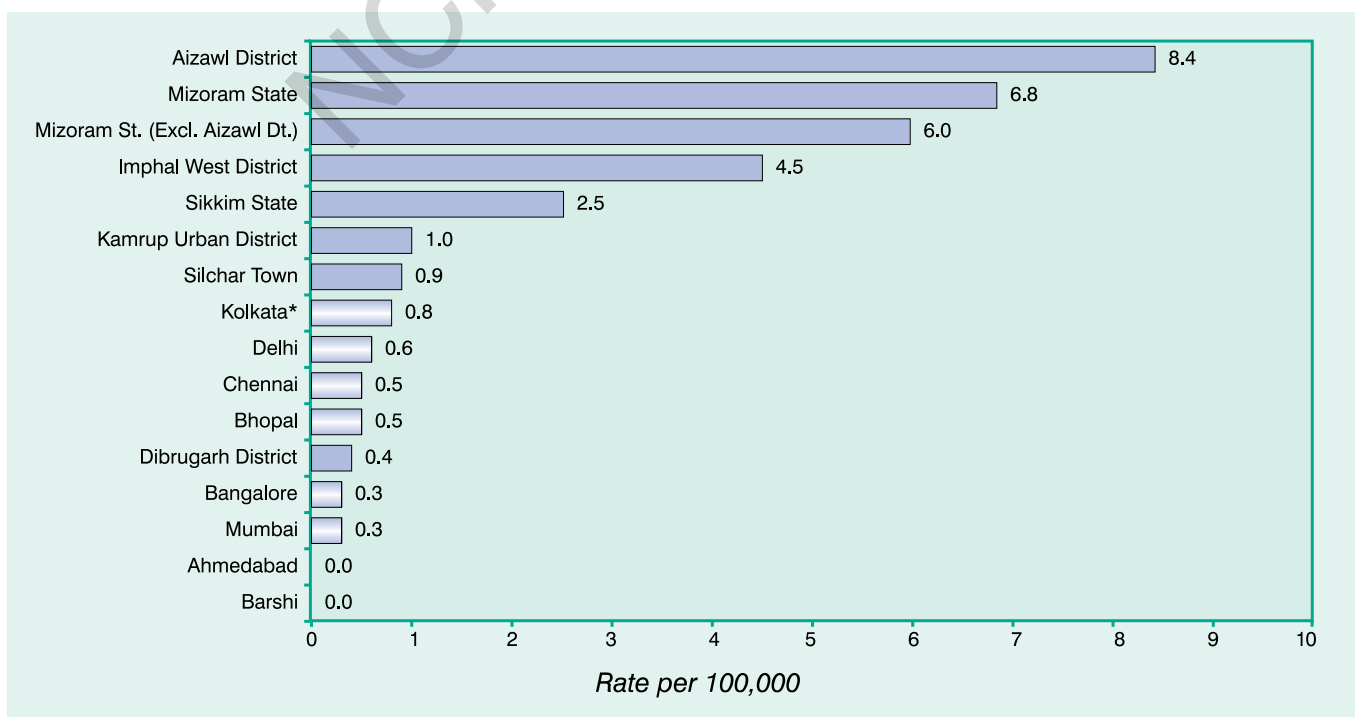


Fig. 6.7 : Comparison of Age Adjusted Incidence Rates (AAR's) of North East PBCR's (2005-2006) with the AAR's of other PBCR's (2004-2005).

HYPOPHARYNX (ICD-10 : C12-C13) - MALES

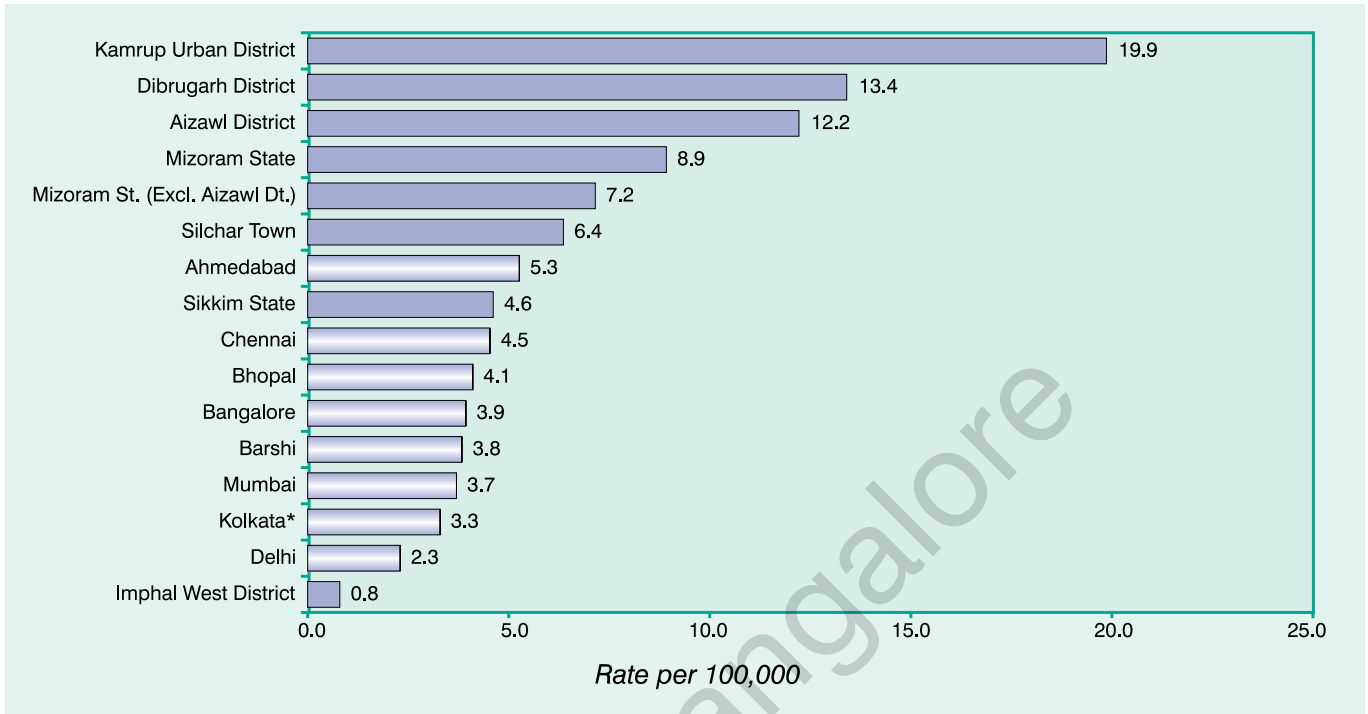


Fig. 6.8 : Comparison of Age Adjusted Incidence Rates (AAR's) of North East PBCR's (2005-2006) with the AAR's of other PBCR's (2004-2005).

PHARYNX (ICD-10 : C14) - MALES

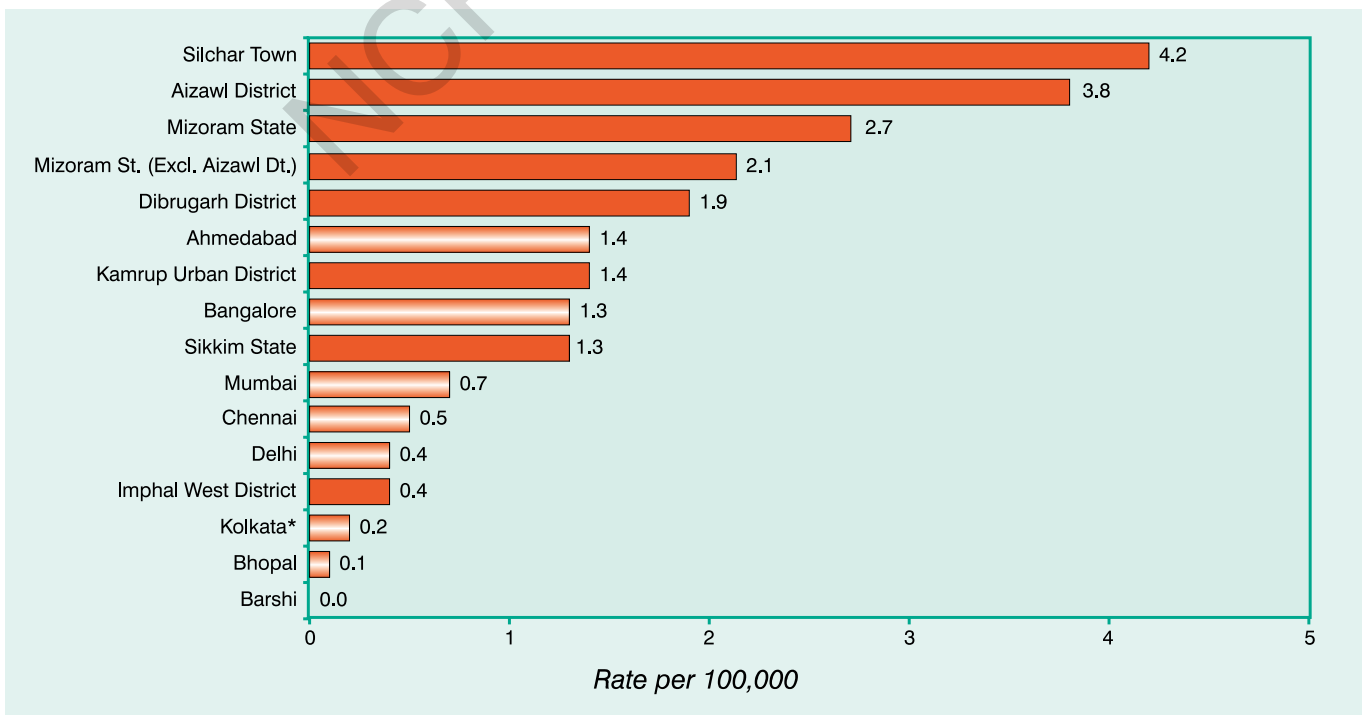
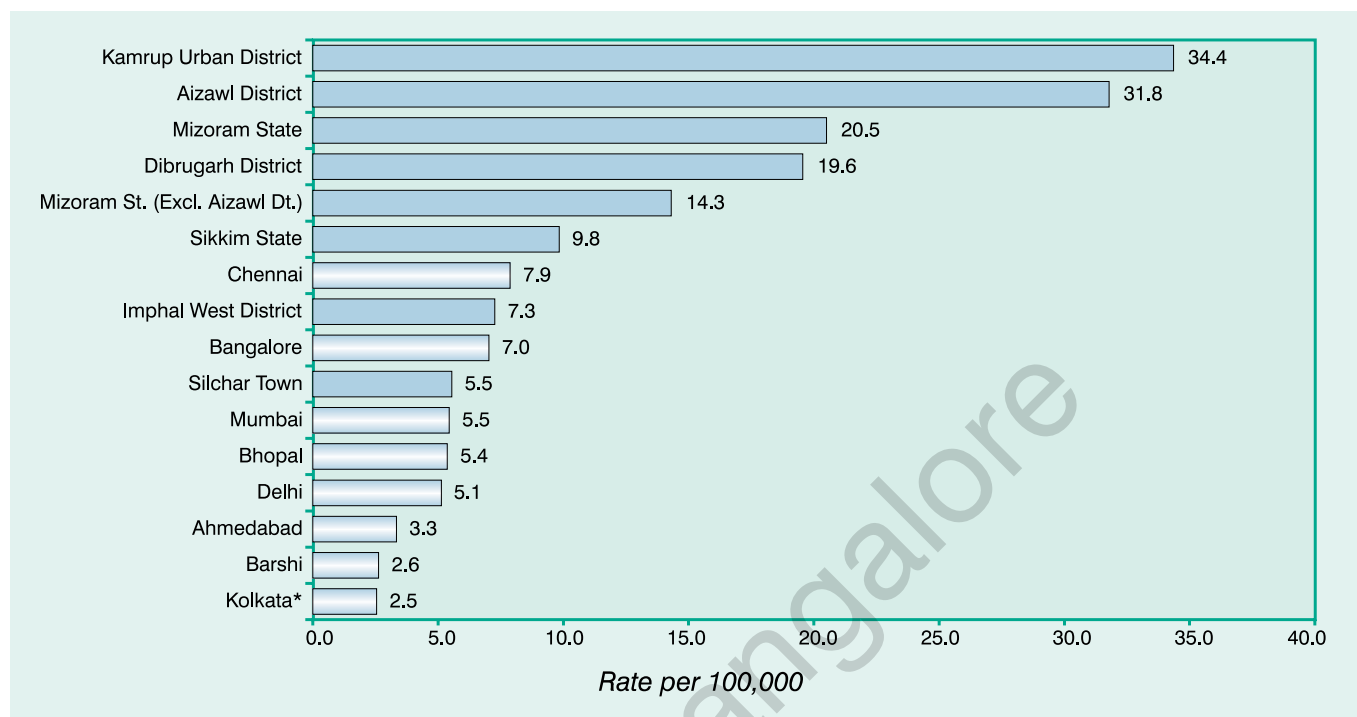


Fig. 6.9 : Comparison of Age Adjusted Incidence Rates (AAR's) of North East PBCR's (2005-2006) with the AAR's of other PBCR's (2004-2005).

OESOPHAGUS (ICD-10 : C15)

MALES



FEMALES

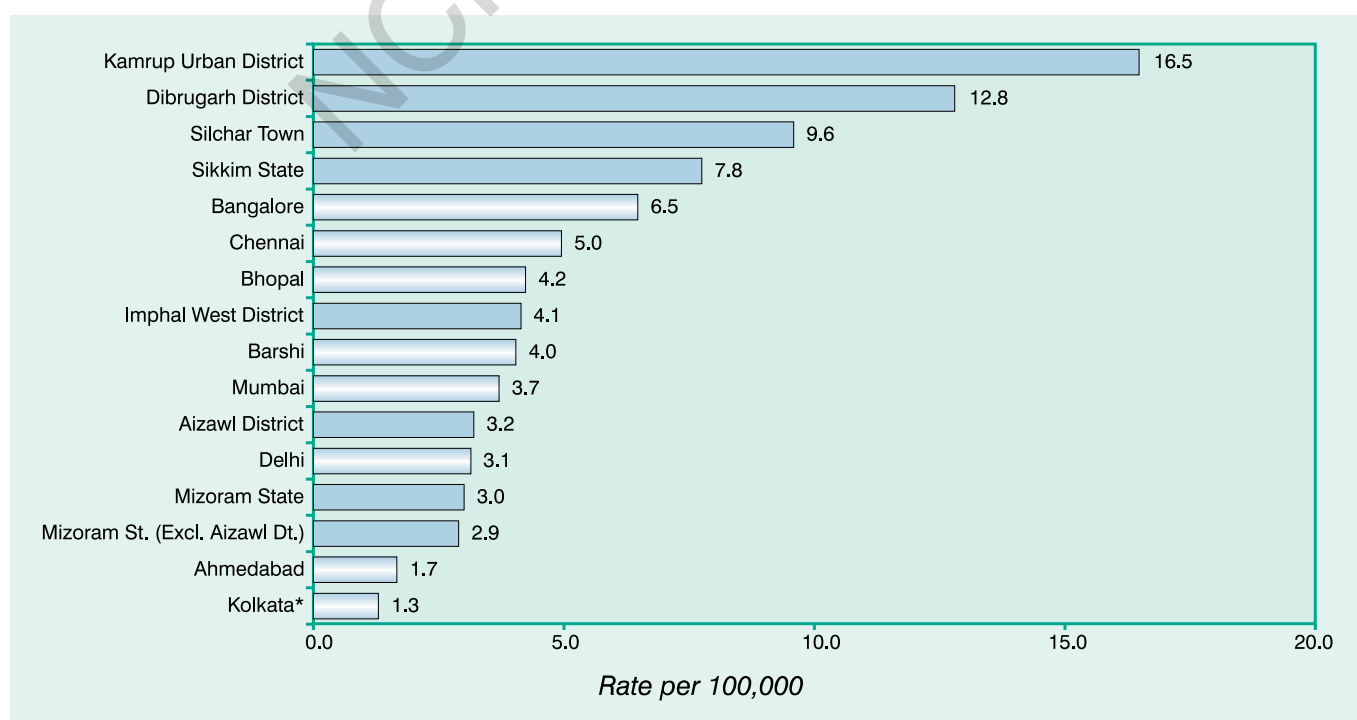
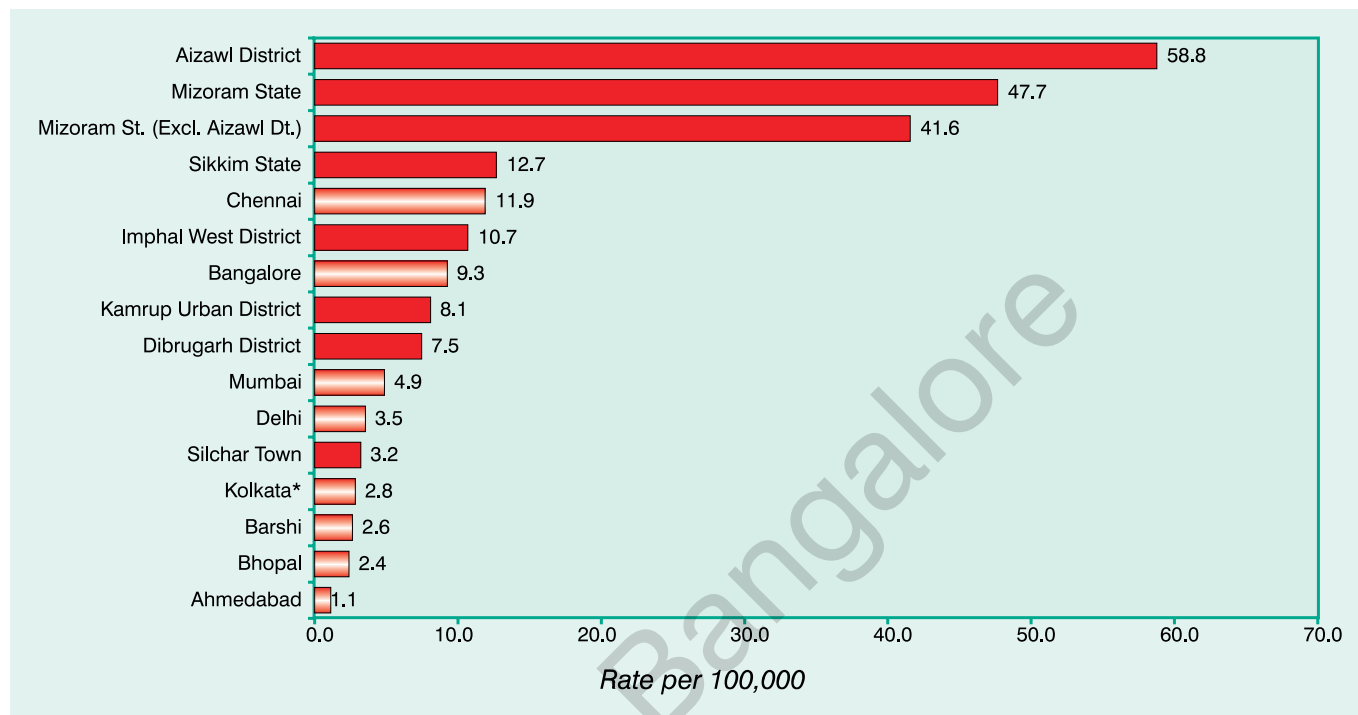


Fig. 6.10 : Comparison of Age Adjusted Incidence Rates (AAR's) of North East PBCR's (2005-2006) with the AAR's of other PBCR's (2004-2005).

STOMACH (ICD-10 : C16)

MALES



FEMALES

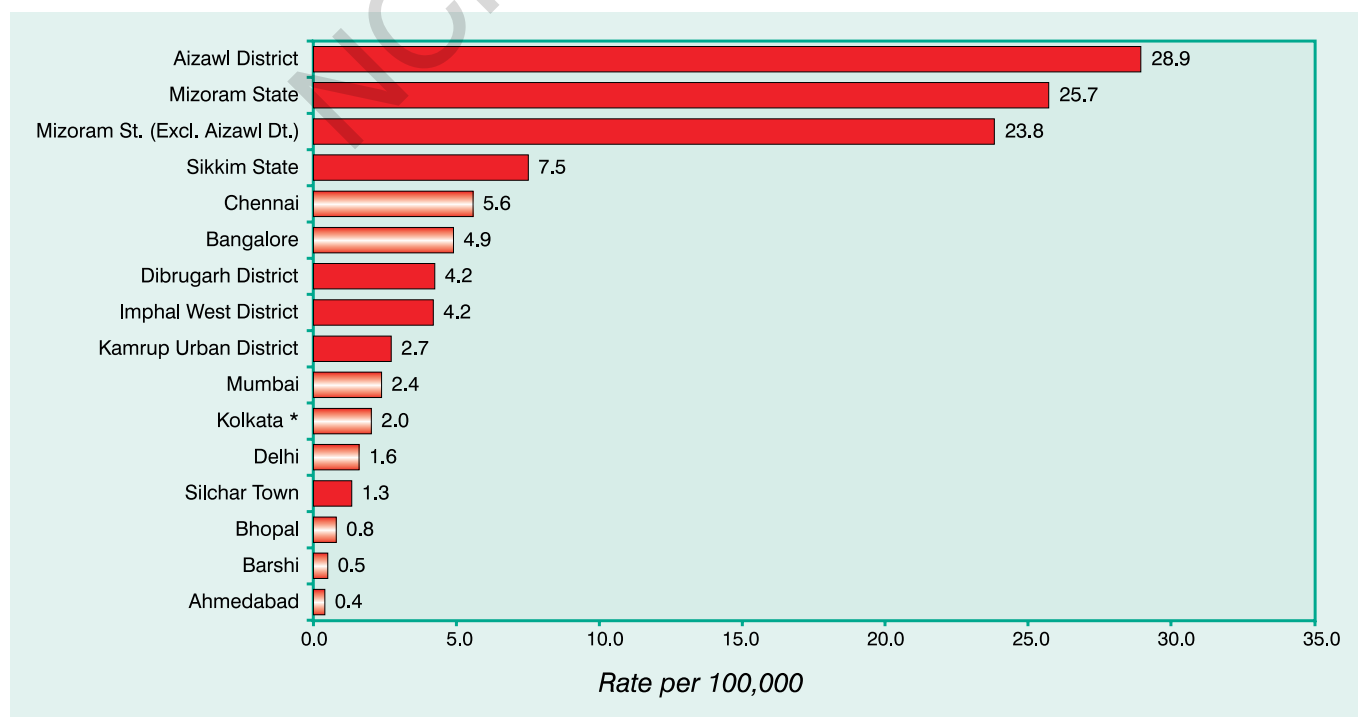


Fig. 6.11 : Comparison of Age Adjusted Incidence Rates (AAR's) of North East PBCR's (2005-2006) with the AAR's of other PBCR's (2004-2005).

GALL BLADDER (ICD-10 : C23-C24) - FEMALES

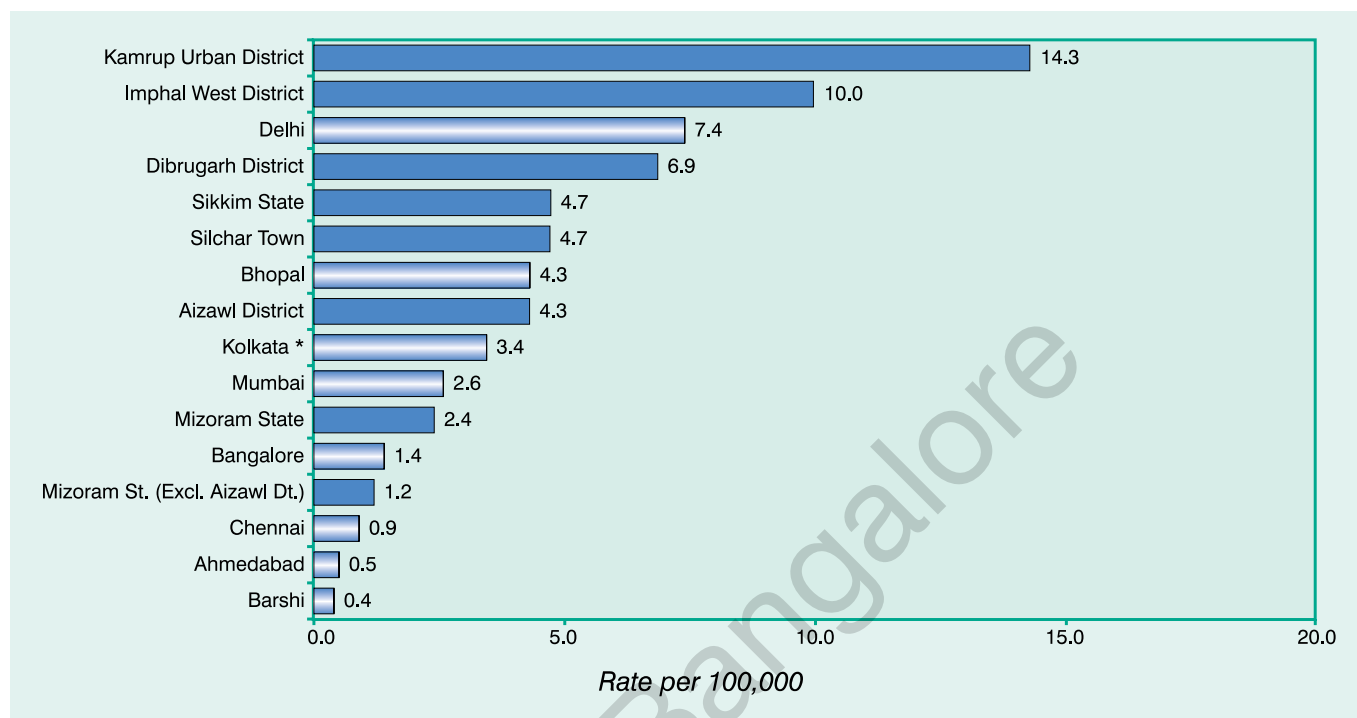


Fig. 6.12 : Comparison of Age Adjusted Incidence Rates (AAR's) of North East PBCR's (2005-2006) with the AAR's of other PBCR's (2004-2005).

LARYNX (ICD-10 : C32) - MALES

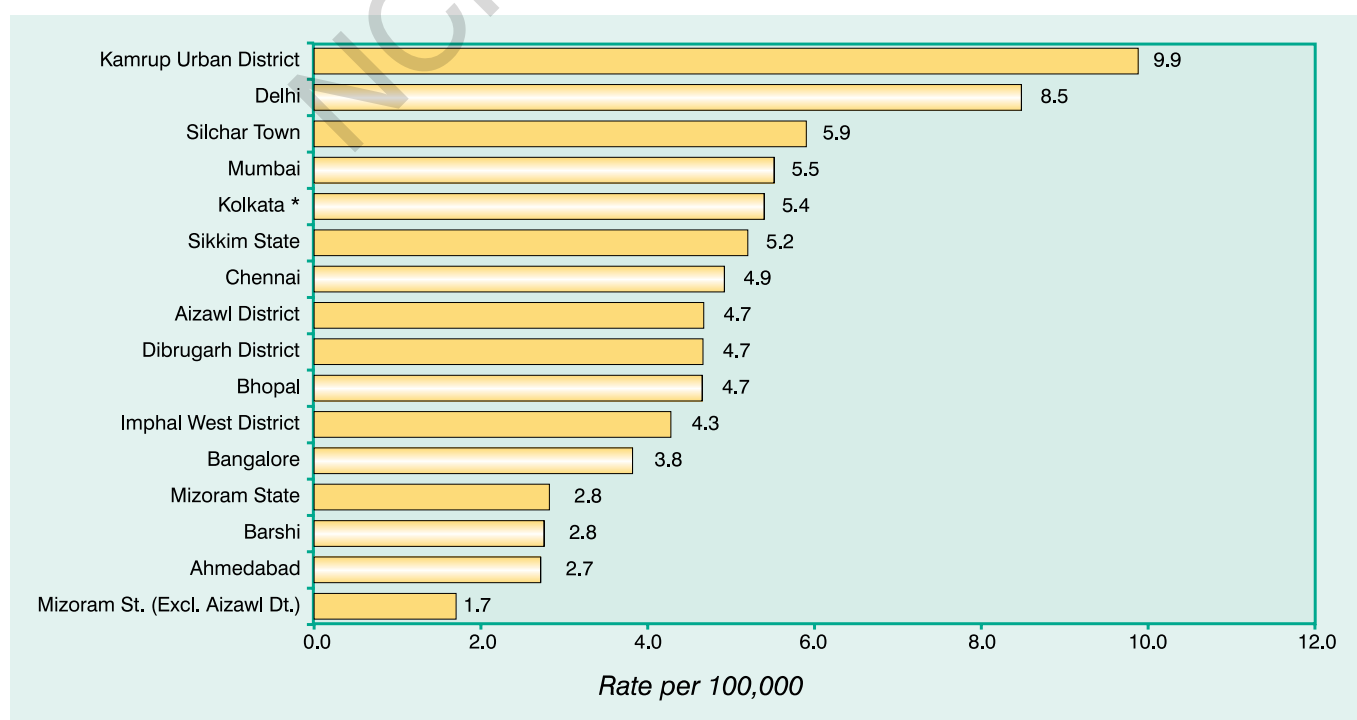
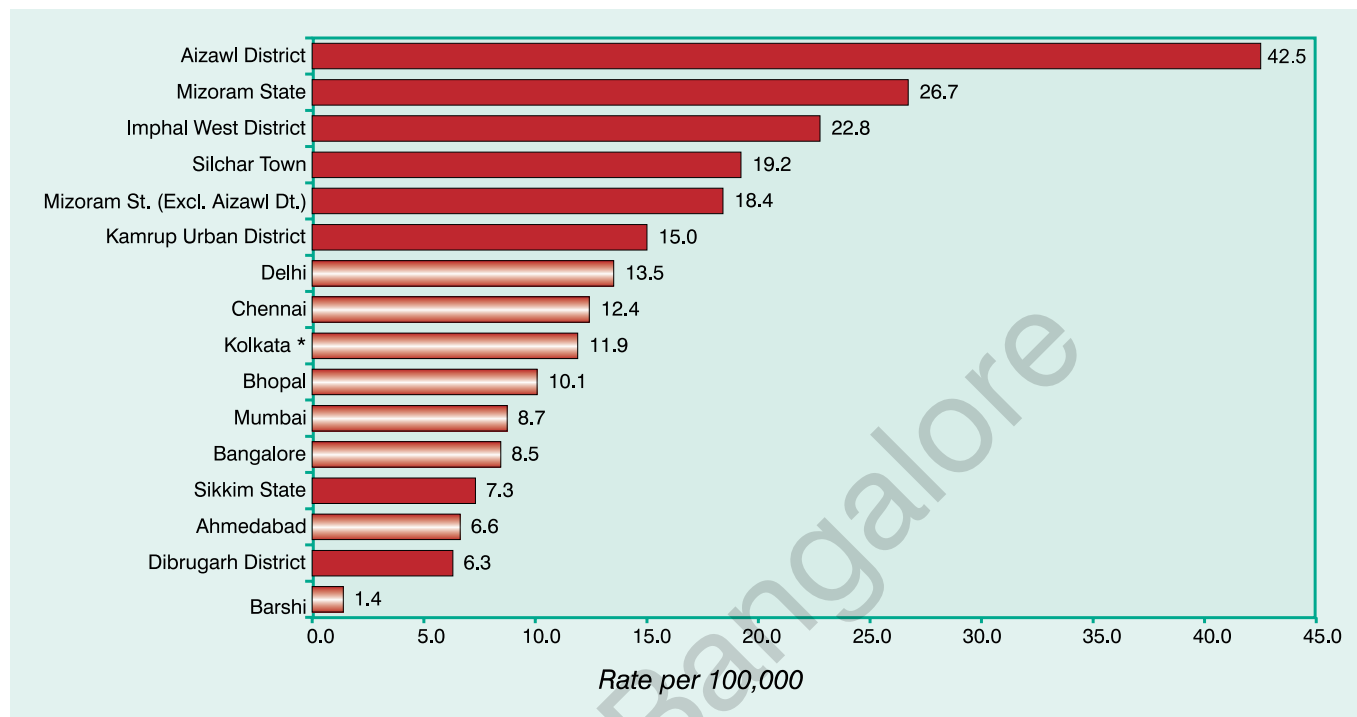


Fig. 6.13 : Comparison of Age Adjusted Incidence Rates (AAR's) of North East PBCR's (2005-2006) with the AAR's of other PBCR's (2004-2005).

LUNG (ICD-10 : C33-C34)

MALES



FEMALES

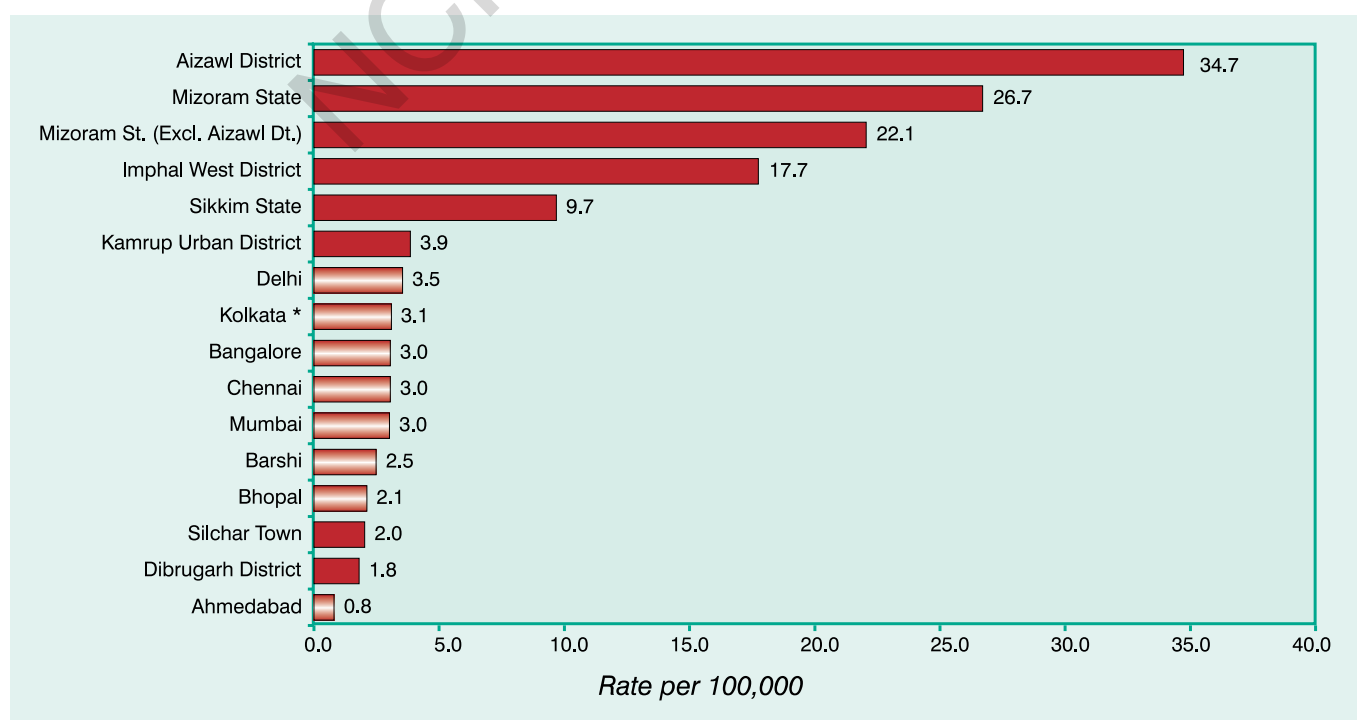


Fig. 6.14 : Comparison of Age Adjusted Incidence Rates (AAR's) of North East PBCR's (2005-2006) with the AAR's of other PBCR's (2004-2005).

BREAST (ICD-10 : C50) - FEMALES

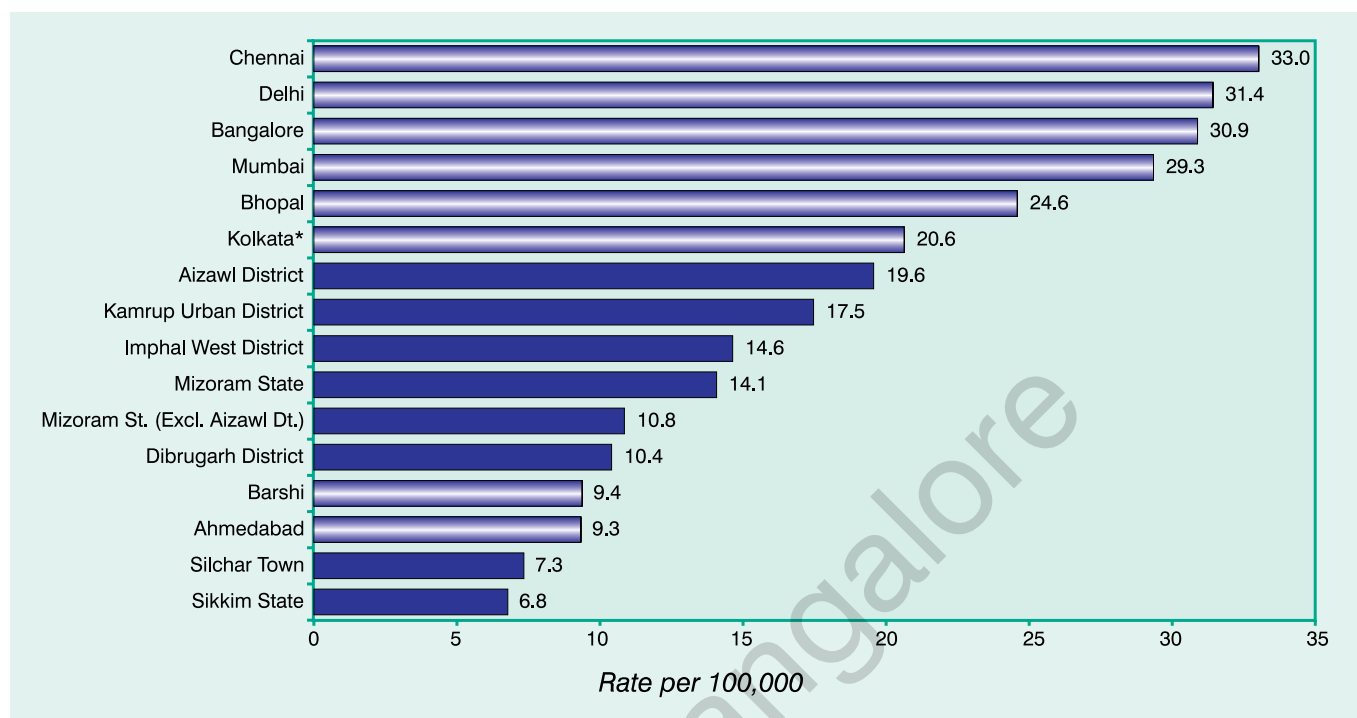


Fig. 6.15 : Comparison of Age Adjusted Incidence Rates (AAR's) of North East PBCR's (2005-2006) with the AAR's of other PBCR's (2004-2005).

CERVIX UTERI (ICD-10 : C53) - FEMALES



Fig. 6.16 : Comparison of Age Adjusted Incidence Rates (AAR's) of North East PBCR's (2005-2006) with the AAR's of other PBCR's (2004-2005).

OVARY (ICD-10 : C56) - FEMALES

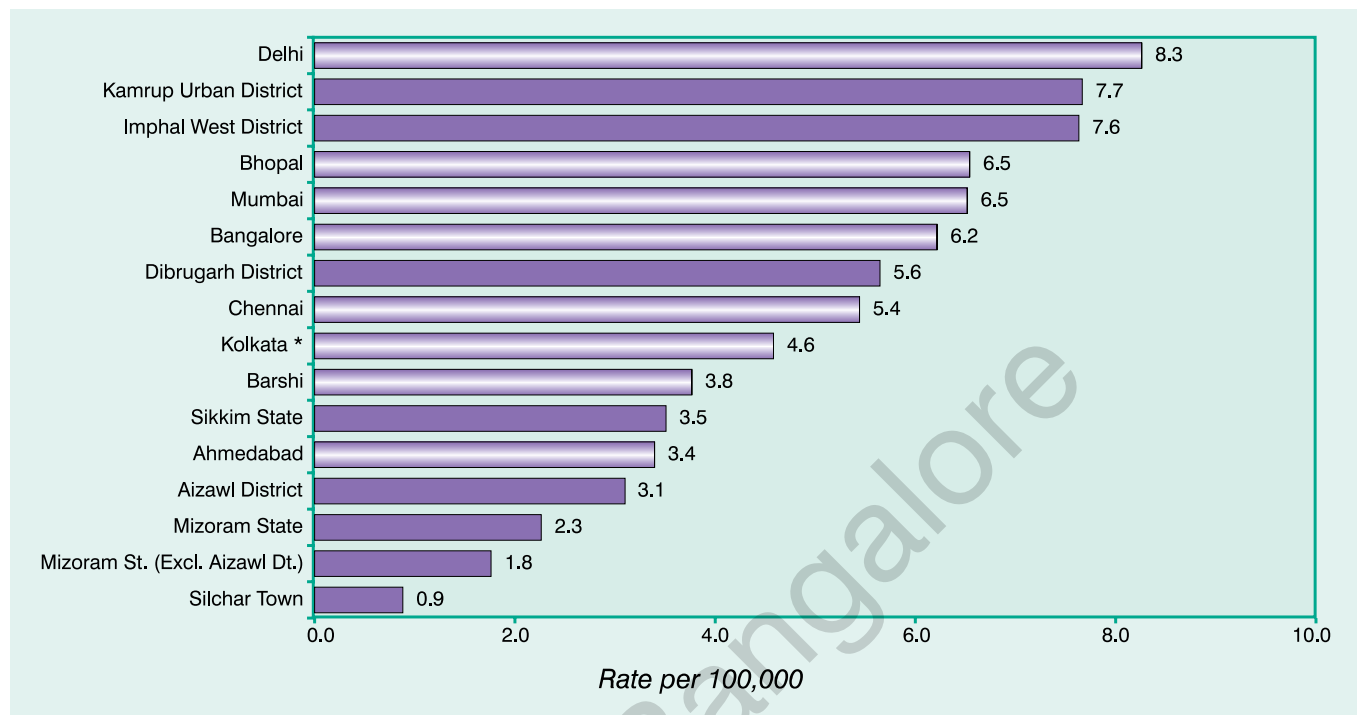


Fig. 6.17 : Comparison of Age Adjusted Incidence Rates (AAR's) of North East PBCR's (2005-2006) with the AAR's of other PBCR's (2004-2005).

THYROID (ICD-10 : C73) - FEMALES

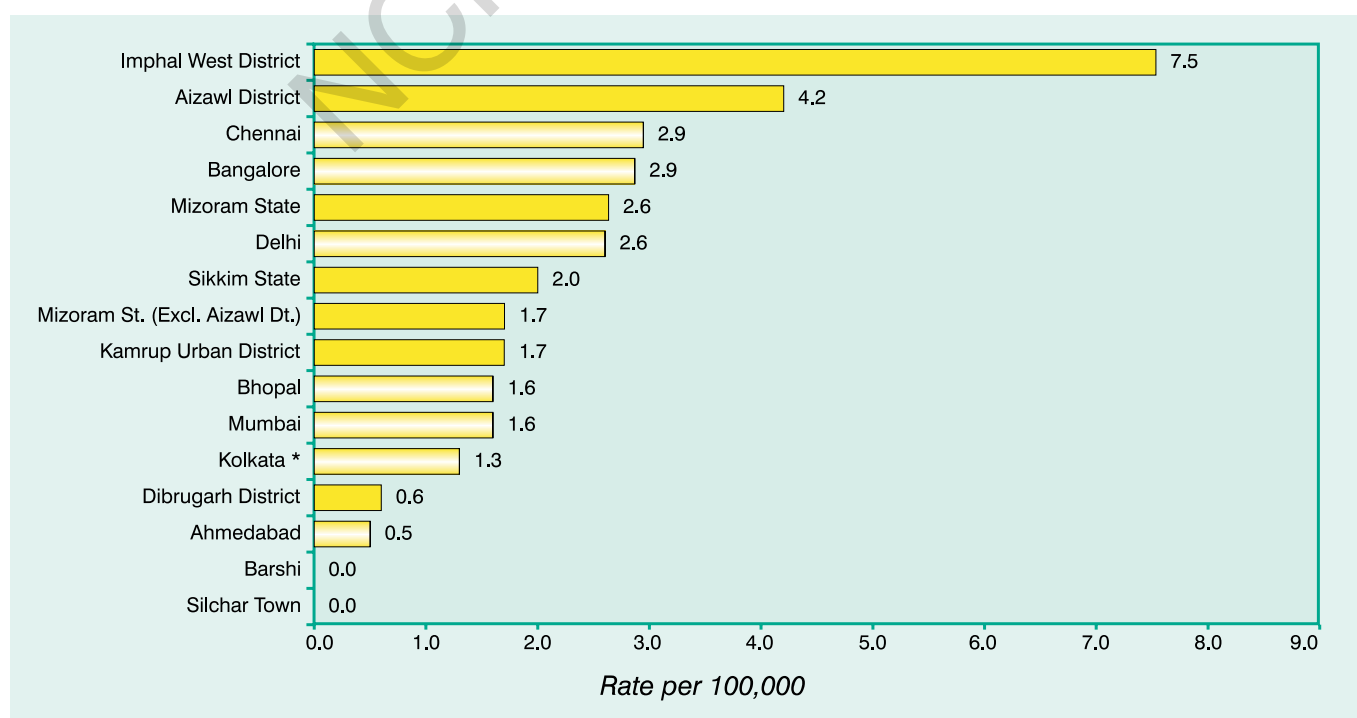
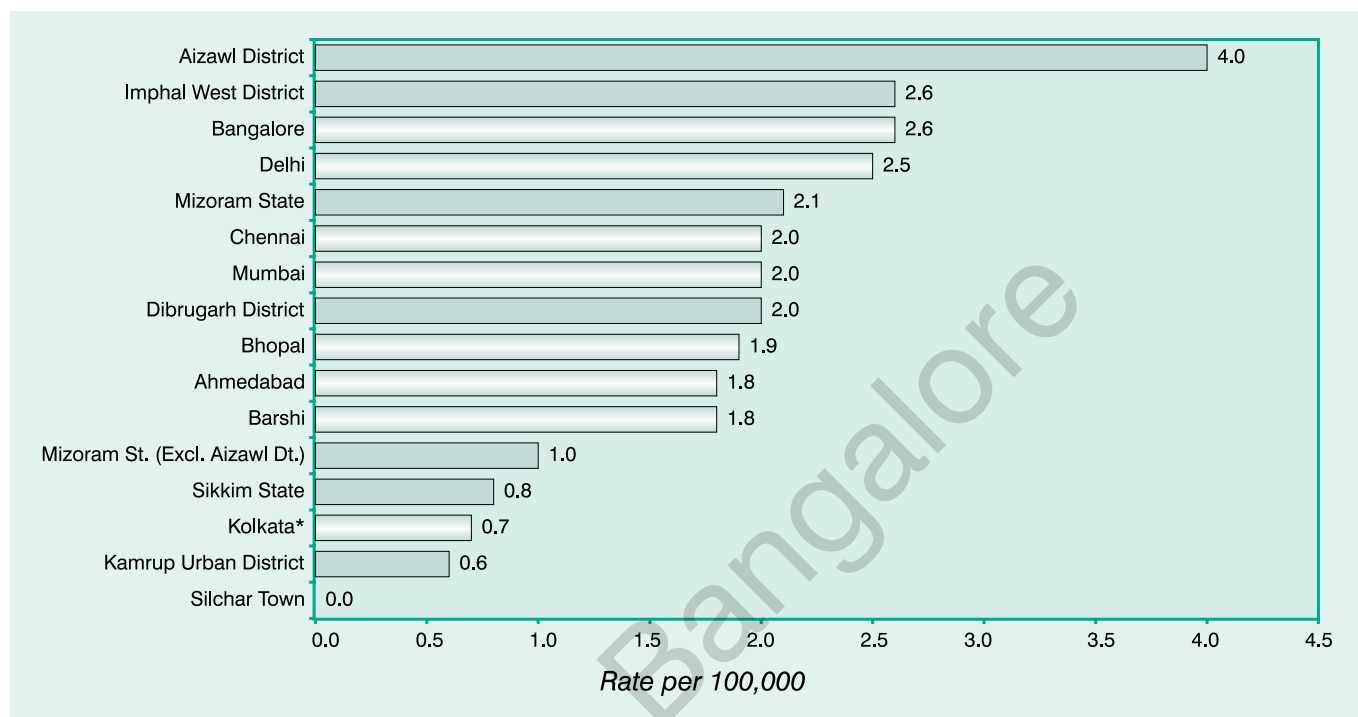


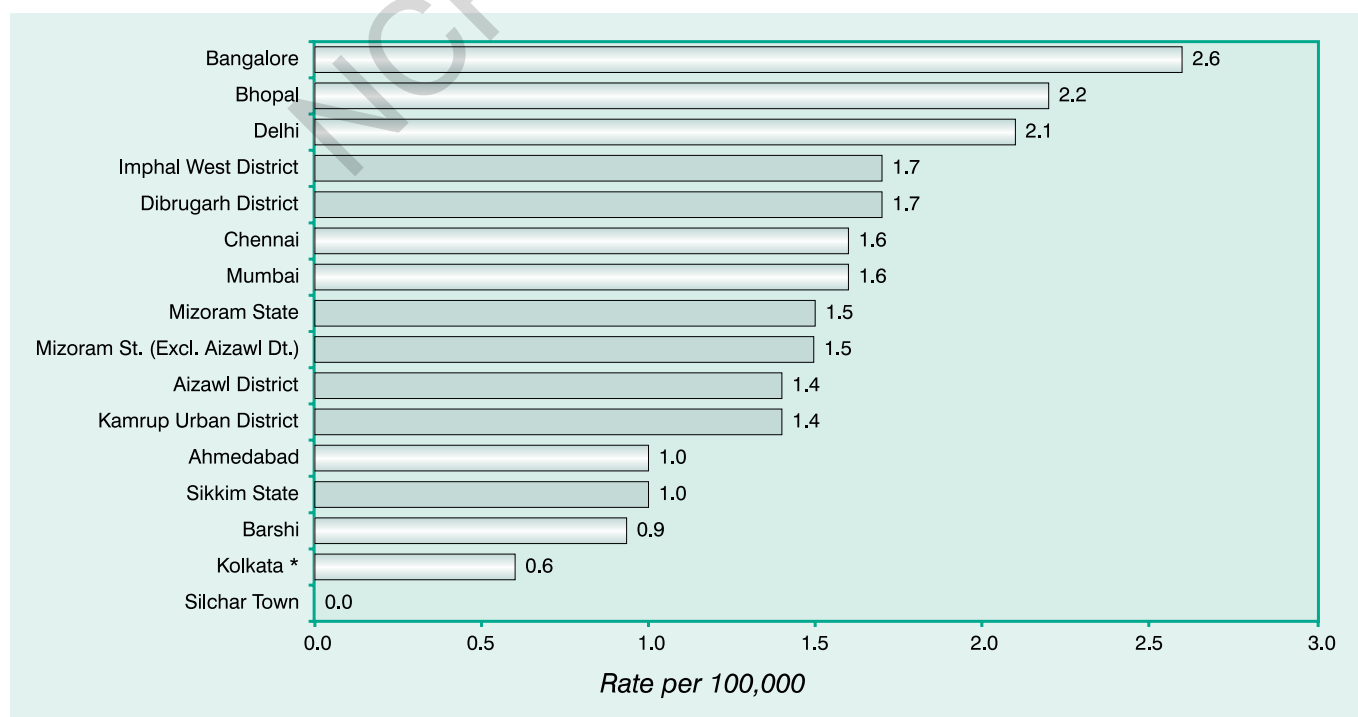
Fig. 6.18 : Comparison of Age Adjusted Incidence Rates (AAR's) of North East PBCR's (2005-2006) with the AAR's of other PBCR's (2004-2005).

MYELOID LEUKAEMIA (ICD-10 : C92-94)

MALES



FEMALES



References

- Census of India - Registrar General of India, Socio Cultural Tables, C14, Population by Five Year Age Group, by Residence and Sex, New Delhi 1991 & 2001 [www.censusindia.net]
- Greenwald P & Cullen JW(1985); The new emphasis in cancer control. J Natl Can Inst., 1985, 74: 543-551.
- IARC Monographs - Supplement 7, Overall evaluations of carcinogenicity; An updating of IARC monographs Volume 1-42: IARC monographs on the evaluation of the carcinogenic risks to humans. IARC Lyon, 1987, 357-61.
- Maclennan R, Muir C S, Steinitz R and Winkler A. - Cancer Registration and its Techniques, IARC Scientific Publications No.21, Lyon 1978.
- Muir C.S., Demaret E and Boyle P., The cancer registry in cancer control: an overview. IARC Sc. Pub. 1985, 66, 13-26.
- Nandakumar A, Gupta P C, Gangadharan P, Visweswara R N and Parkin D M: Geographic Pathology Re-visited - Development of Atlas of Cancer in India, Int J Cancer 2005, 116, 5: 740 - 754.
- NCRP - Consolidated report of Population Based Cancer Registries 2001-2004, National Cancer Registry Programme (Indian Council of Medical Research), Bangalore, 2006.
- NCRP - Consolidated report of Population Based Cancer Registries 2004-2005, National Cancer Registry Programme (Indian Council of Medical Research), Bangalore, 2008.
- NCRP - Development of an Atlas of Cancer in India, 2001 - 2002, Volume I, National Cancer Registry Programme (Indian Council of Medical Research), Bangalore [www.canceratlasindia.org], 2004a
- NCRP - Development of an Atlas of Cancer in India, 2001 - 2002, Volume II, National Cancer Registry Programme (Indian Council of Medical Research), Bangalore [www.canceratlasindia.org], 2004b
- NCRP - First Report of Population Based Cancer Registries under North Eastern Regional Cancer Registry 2003-2004, National Cancer Registry Programme (Indian Council of Medical Research), Bangalore, 2006.
- NCRP Coding Manual for Population Based Cancer Registry, Indian Council of Medical Research, New Delhi, 1987.
- Parkin, D.M., Chen, V.W., Ferlay, J., Galceran, J., Storm, H.H. and Whelan, S.L. Comparability and Quality Control in Cancer Registration. IARC Technical Report No. 19, 1994, Lyon.
- Parkin, D.M., Muir, C.S., Whelan, S.L., Gao, Y.T., Ferlay, J. & Powell, J. eds. Cancer Incidence in Five Continents Vol. VI, IARC Scientific Publications, 1992, No.120, Lyon.
- Parkin, D.M., Whelan, S.L., Ferlay, J., Raymond L. & Young, J., eds. Cancer Incidence in Five Continents, Volume VII, IARC Scientific Publications, 1992, No.143, 1997,Lyon.
- Parkin, D.M., Whelan, S.L., Ferlay, J., Teppo L. & Thomas, D.B. eds. Cancer Incidence in Five Continents, Volume VIII, IARC Scientific Publications No.155, 2002, Lyon.
- Skeet, R.G., Quality and Quality Control - Ch. in cancer Registration - Principles and Methods, Eds. Jensen, O.M., Parkin, D.M., Maclennan, R., Muir, C.S. and Skeet, R.G., IARC Scientific Publication No.95, Lyon, 1991.
- WHO International Classification of Diseases for Oncology (ICD-O) Third Edition, eds. Fritz, A., Percy, C., Jack, A., Shanmugaratnam, K., Sobin, L., Parkin, D.M. and Whelan, S. 2000, World Health Organization, Geneva.
- WHO International Statistical Classification of Diseases and Related Health Problems - 10th revision, 1994, World Health Organization, Geneva.

Individual Registries Write-up with Table of Sources of Registration

			<i>Page Nos.</i>
Dibrugarh District	–	DIB	69-89
Kamrup Urban District	–	KUD	90-111
Silchar Town	–	SIT	112-132
Imphal West District	–	IMP	133-151
Mizoram State	–	MZ	152-206
Sikkim State	–	SK	207-225

NCRP, Bangalore

POPULATION BASED CANCER REGISTRY, DIBRUGARH DISTRICT

Assam Medical College Hospital, Dibrugarh

Dr. U.C. Sharmah, Director of Medical Education, Assam

Dr. T. R. Borborah, Principal cum Chief Supdt, AMCH, P.I., HBCR,
Dibrugarh, Chief Project Coordinator, ICMR Projects at AMCH

Dr. M.S. Ali, Principal Investigator

The Population Based Cancer Registry (PBCR), covering the Dibrugarh district is one of the six North East demographic cancer registries established in 2003 under the NCRP (ICMR). PBCR, Dibrugarh has completed 5 years of its successful operation in December, 2007. In this edition of consolidated report published by the Coordinating Unit of NCRP (Bangalore), incidence and distribution of cancers for the years 2005 and 2006 have been presented.

The Registry area: Dibrugarh district

The district of Dibrugarh is one of the larger districts of the state of Assam. It is situated on the south bank of the mighty river Brahmaputra in the eastern part of Assam covering an area of 3381 sq km and having a population of 11,85,072 as per 2001 census report. There are 7 towns of which 2 are census towns and 1348 villages in the district. More than 80% of the populations of the district are rural. The district has 152 tea gardens having work force accounting 16.6 % of the total population.

Sources of Registration:

Assam Medical College Hospital (AMCH), Dibrugarh where PBCR is based, is a large 1400 bedded tertiary general Govt. hospital equipped with adequate facilities for diagnosis and treatment of cancer and accounts for nearly 40% of the resident incident cancer cases of the district. In addition to this, there are 30 private and public sector hospitals and nursing homes, 20 Govt. PHCs, CHCs & SHCs and 25 pathology laboratories and Imaging centres in the district. Peripheral Govt. health centres do not have diagnostic facilities and usually refer the cancer cases to AMCH.

Only 8 out of 25 pathology laboratories have histology, cytology and haematology facilities. AMCH being only a general hospital, quite a few cancer patients prefer to go to advanced cancer centres outside Dibrugarh and Assam.

The broad sources of registration for PBCR, Dibrugarh can be classified as follows:

1. AMCH, the base hospital
2. Other hospitals/ Nursing homes in PBCR area
3. Pathological laboratories/ Imaging centres.
4. Cancer centres outside Dibrugarh/ Assam.
5. Birth and Death registration centres.

Names and Designations of persons involved in PBCR, Dibrugarh.

1. Dr. U.C. Sharmah, Director of Medical Education, Assam.
2. Dr. T.R. Borborah, Principal cum Chief Supdt. AMCH PI, HBCR, Dibrugarh, Chief Project Coordinator, ICMR Projects at AMCH, Dibrugarh.
3. Joint Director of Health Services, Dibrugarh.
4. Deputy Director, Dept. of Economics and Statistics, Dibrugarh.
5. Director, Tata Referral Hospital & Research Centre, Chabua.
6. Dr. Udayan Bora, Director, OIL Hospital, Duliajan.
7. Dr. K.K. Das, Supdt. ENT, OIL Hospital, Duliajan.
8. Dr. A. Hazarika, consultant pathologist, TRH & RD, Chabua.
9. Dr. S.C Jain, Supdt. Aditya Diagnostic and Hospital.
10. Dr. P.K. Barua, Supdt, Sankardev Hospital & Research Centre.
11. Dr. R. K. Borkotoky, Supdt, Supdt, Sanjivani Diagnostic & Hospital.
12. Dr. D. Maheswari, Medical Supdt. Marwari Arogya Bhawan Hospital.
13. Dr. V.K. Bajaj, Managing Director, Sristhi Hospital.
14. Dr. T. Chetia, Supdt, Astha Hospital.
15. Dr. (Sr) Antonia, Medical Supdt, Vee Gee. Hospital.
16. Managing Director, Brahmaputra Diagnostic and Hospital.
17. Director, G.M. Hospital.
18. Dr. M.K. Barua, Proprietor, Madonna Laboratory.
19. Dr. B.C.Gogoi, Proprietor, Bhaskar Laboratory.
20. Dr. (Mrs) A. Dutta, Proprietor, Life Line Laboratory.

The Death Registration Centres are:

1. MRD, AMCH
2. Municipality Board, Dibrugarh
3. Tengakhat PHC
4. Lahoal PHC
5. Khowang PHC
6. Kacharipathar PHC
7. Barbaruah PHC
8. Naharani PHC
9. Rohmoriam PHC
10. Rajgarh CHC

11. Kajikhowa PHC

12. Moran CHC

Method of Data Collection:

Registration of incident cancer cases is done by active method in that the Social Investigators (SI) personally visit the potential sources and collect the core information either by interviewing the patients/ attendants or from the case records of the patients.

An HBCR has been in operation at AMCH since 1982. The S.I.s of HBCR routinely collect the permanent and local addresses of all cancer patients. After the commencement of PBCR, the social investigators of HBCR have been specially instructed to routinely collect the residential addresses and duration of stay of all cancer patients irrespective of the district they hail from. This has helped increase the coverage of Cancer Atlas Project. The resident incident cases recorded in HBCR are checked for duplication with the cases collected from other sources and the unmatched resident cases are then re-abstracted in PBCR core proforma.

For other hospitals, nursing homes and diagnostic laboratories a weekly roster have been prepared indicating the day to day postings of S.I.s and the frequency of visits to these centres are determined by the strength of cancer patients attendance in the respective centres. All these centres have been provided with modified version of the core-proforma. Medical Officers/Supdts/Proprietors of these centres have been individually visited and requested to ensure that the residential addresses and duration of stay are recorded in the patient's case file. As the cancer data are collected from different sources, one and the same patient may sometimes be registered at two or more sources. Care has been taken not to have multiple entries of the same patient. However, in many instances, complete information's are obtained by comparing data from two or more sources of one and the same patient.

After collecting the core information of incident cancer cases from all the collaborating and outstation sources, the cases are finally re-checked from the diagnostic point of view. Suspected cases are deleted from subsequent analysis. The proved cancer cases are further checked for the residential status and duration of stay. For cancer patients with uncertain residential status and duration of stay, electoral rolls are checked and, if found enrolled, are considered as residents.

Mortality data in Dibrugarh District

Dibrugarh district has 7 urban towns and 1348 villages. The Medical Officer of Dibrugarh Municipality Board is the Registrar of Birth and Death Registration for Dibrugarh district. Death certificates from all the health care centres of Dibrugarh town are sent to Municipality Board. AMCH maintains separate mortality register. There are ten more Birth and death Registration centres located at different State Govt. PHCs and CHCs each having a specified geographical boundary. Death reports of those areas are to be submitted to the respective centres.

Death records from the peripheral centres are sent to the Registrar on monthly basis. Cremation/Burial grounds do maintain death records but without the cause of death in most of the cases. Moreover death certificate is not being insisted upon for all deaths at the time of disposal of the body. Institutional deaths are invariably reported to the respective death registration centres. Except the Medical College, which

uses form 4 for death reporting, all other deaths that occurred at the place of residence or at any health institution are to be reported in form 4A and Form 2 duly certified by the Medical officer.

Death registers are not being maintained in the death registration centres. The death certificates along with the death reports from the informants of the deceased are packed in a bundle from where the investigators have to search out the death certificates where the cause of death is mentioned as ‘Tumor’ of ‘Cancer’. The information available in the death certificates are then abstracted on the standardized mortality proforma. The mortality data are checked for matching with the morbidity of cancer cases registered in PBCR as well as in HBCR using index cards and also by using computer programs. Those which do not match with any of the existing cases in our database are taken as ‘Death Certificate Only’. DCOs fulfilling the residential criterion are registered in the morbidity database of PBCR and the matched cases are updated with the death information.

Coverage and completeness:

Care has been taken to ensure that all possible and potential sources of registration of cancer cases have been identified and search made of all cancer cases diagnosed during the year under reference. Date of diagnosis and residential status of each patient have been strictly scrutinized so that the cases diagnosed in previous years and non-resident cases are not included in the registry. PBCR, Dibrugarh has been able to improve upon its coverage, completeness and reliability over the years.

Registry Staff (PBCR)

Sri Chakrapani Hazarika, M.Sc.	:	Statistician
Sri S.K. Bhuyan, MIT	:	Computer Programmer.
Sri Saronga Baruah, M.A.	:	Social Investigator
Mrs. Rashmi Mahanta, M.Sc.	:	Social Investigator
Sri C. Chetia, M.Sc.	:	Social Investigator
Ms. D. Dekabaruah, M.C.A.	:	Computer Operator.

Figure DIB-1
Population Pyramid showing Age Distribution: 2005-2006
Dibrugarh District

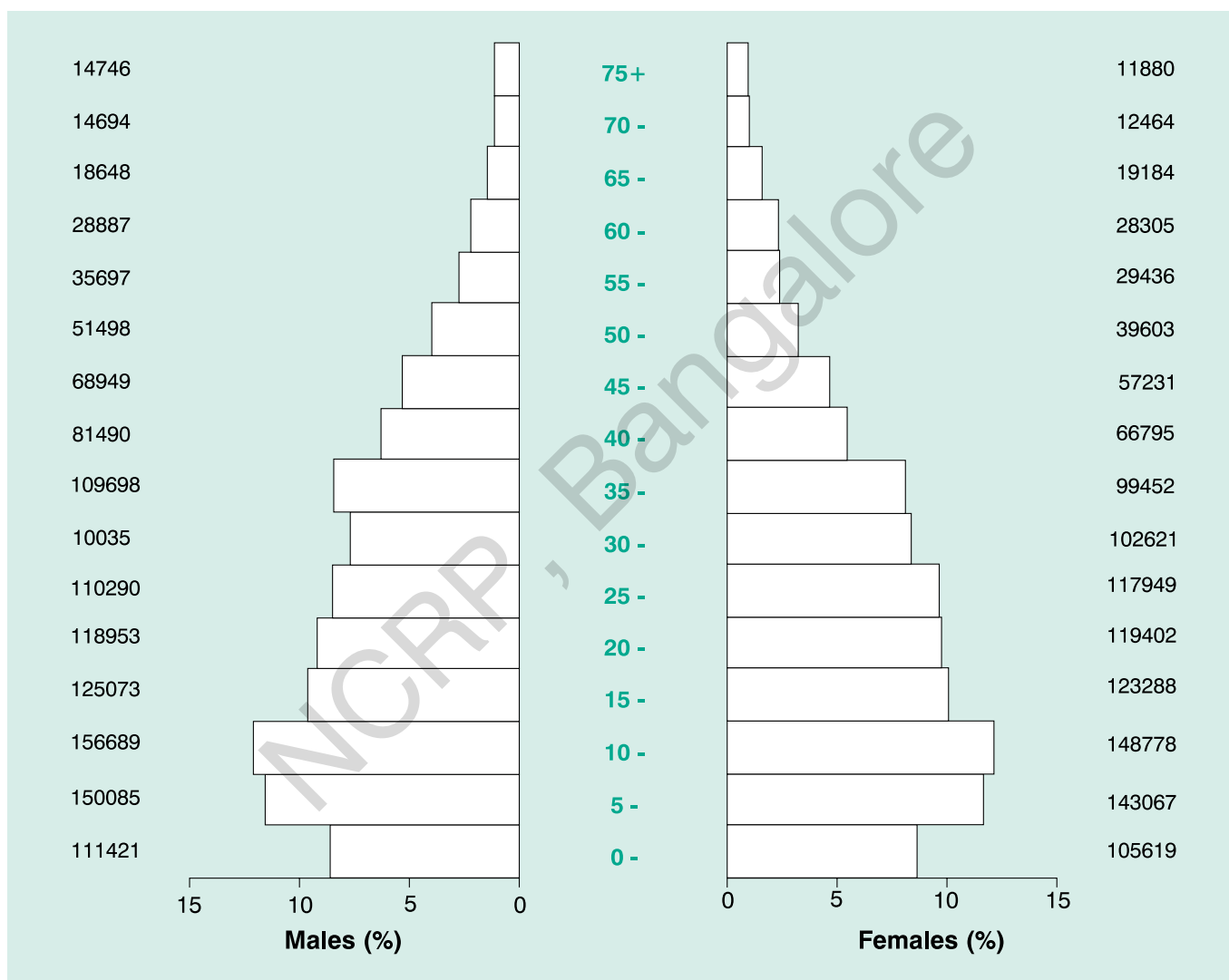


TABLE: DIB - 1

Population by Five Year Age Group and Gender: 2005-2006
Number and Relative Proportion (%)

Dibrugarh District

Age Group	MALES		FEMALES		TOTAL	
	Number	%	Number	%	Number	%
0-4	111421	8.59	105619	8.62	217040	8.61
5-9	150085	11.57	143067	11.68	293152	11.62
10-14	156689	12.08	148778	12.14	305467	12.11
15-19	125073	9.64	123288	10.06	248361	9.85
20-24	118953	9.17	119402	9.75	238355	9.45
25-29	110290	8.50	117949	9.63	228239	9.05
30-34	100035	7.71	102621	8.38	202656	8.04
35-39	109698	8.46	99452	8.12	209150	8.29
40-44	81490	6.28	66795	5.45	148286	5.88
45-49	68949	5.32	57231	4.67	126180	5.00
50-54	51498	3.97	39603	3.23	91100	3.61
55-59	35697	2.75	29436	2.40	65133	2.58
60-64	28887	2.23	28305	2.31	57192	2.27
65-69	18648	1.44	19184	1.57	37833	1.50
70-74	14694	1.13	12464	1.02	27158	1.08
75+	14746	1.14	11880	0.97	26626	1.06
Total	1296852	100.00	1225072	100.00	2521925	100.00

TABLE : DIB- 2
Main Sources of Registration of Incident Cases of Cancer : 2005-2006
Dibrugarh District

Name of the Institution (Source Code)	Number	%
AMCH, Dibrugarh (1)	604	36.78
Aditya Diagnostic Laboratory (34)	157	9.56
Madona Laboratory (35)	115	7.00
Death Certificate only (DCO) (99)	98	5.97
Sankardev Hospital & Research Centre (19)	79	4.81
Bhaskar Laboratory (37)	77	4.69
Tata Referral Hospital & Research Centre, Chabua, Dibrugarh (11)	68	4.14
OIL Hospital, Duliajan (22)	59	3.59
BBCI, Guwahati (25)	53	3.23
Aditya Diagnostic & Hospital, Bordoloi Road, Dibrugarh (12)	44	2.68
Municipality Board, Dibrugarh (41)	38	2.31
Marwari Arogya Bhawan Hospital, Jyoti Nagar, Dibrugarh (3)	33	2.01
Brahmaputra Diagnostic & Hospital (21)	21	1.28
Tengakhath PHC (43)	14	0.85
Life Line Laboratory (36)	13	0.79
Astha Hospital, Tinkunia, Dibrugarh (18)	12	0.73
V.G.Hospital, Convoy Road, Dibrugarh (5)	12	0.73
Khowang PHC (45)	9	0.55
Shrishti Hospital & Research Centre (P) Ltd., Paltan Bazar, Dibrugarh (15)	8	0.49
Dr.Damani's Nursing Home, Circuit House Road, Dibrugarh (2)	6	0.37
Lahoal PHC (42)	6	0.37
Naharani CHC (46)	6	0.37
Sanjivani Diagnostic & Hospital (20)	6	0.37
Urovision (39)	6	0.37
G.M.Hospital, AMC Road, Dibrugarh (4)	5	0.30
Moran Medical Centre, A.T. Road, Moranhat, Dibrugarh (9)	5	0.30
J.J.M.Hospital, Circuit House Road, Dibrugarh (7)	4	0.24
TMH, Mumbai (28)	4	0.24
others (999)	80	4.87
Total	1642	100.00

The numbers and proportion listed are the minimum number of cases. Institutions could have registered / reported more cases, since duplicate registrations and non-resident/registry cases are not included.

**TABLE DIB-3 (a): Number of Incident Cancers by Five Year Age Group and Site (ICD-10):
2005-2006 – Males**

% = Relative Proportion of Cancers of All Sites.

Dibrugarh District

ICD-10	Site	0-4	5-9	10-14	15-19	20-24	25-29	30-34	35-39	40-44	45-49	50-54	55-59	60-64	65-69	70-74	75+	Unkn	Total	%
C00	Lip	-	-	-	-	-	-	-	1	-	3	-	1	-	-	2	2	-	9	0.95
C01-02	Tongue	-	-	-	-	-	1	1	1	4	8	6	2	5	3	4	2	-	37	3.92
C03-06	Mouth	-	-	-	-	-	3	3	2	1	13	7	10	9	5	7	6	-	66	6.99
C07-8	Salivary Gland	-	-	-	-	-	-	-	-	-	-	3	-	-	1	1	-	-	5	0.53
C09	Tonsil	-	-	-	-	-	-	-	1	1	1	1	1	2	1	3	1	-	12	1.27
C10	Oth. Oropharynx	-	-	-	-	-	-	-	-	1	2	2	1	1	1	-	-	-	8	0.85
C11	Nasopharynx	-	-	-	1	-	1	-	-	2	-	1	-	-	-	-	-	-	5	0.53
C12-13	Hypopharynx	-	-	-	-	-	2	1	5	8	18	17	13	8	23	14	7	-	116	12.29
C14	Pharynx Unspecified	-	-	-	-	-	-	-	-	-	2	2	2	3	2	2	2	-	15	1.59
C15	Oesophagus	-	-	-	-	-	-	-	7	13	26	22	20	28	20	19	14	-	169	17.90
C16	Stomach	-	-	-	-	1	1	3	1	2	8	13	8	6	11	5	6	-	65	6.89
C17	Small Intestine	-	-	-	-	-	-	-	-	-	1	-	-	-	-	-	-	-	1	0.11
C18	Colon	-	-	-	-	-	1	1	1	2	4	2	3	3	3	1	2	-	23	2.44
C19-20	Rectum	-	-	-	1	2	-	2	1	1	6	1	2	2	1	2	1	-	22	2.33
C21	Anus & Anal Canal	-	-	-	-	-	-	-	-	-	-	-	1	2	-	-	-	-	3	0.32
C22	Liver	-	-	-	-	-	-	-	3	2	5	4	8	5	1	3	2	-	33	3.50
C23-24	Gallbladder etc.	-	-	-	-	-	-	-	3	-	2	5	4	3	2	2	1	-	22	2.33
C25	Pancreas	-	-	-	-	-	-	-	-	1	1	3	2	2	-	-	-	-	9	0.95
C30-31	Nose, Sinuses etc.	-	-	-	-	-	-	-	-	-	-	-	-	-	-	1	-	-	1	0.11
C32	Larynx	-	-	-	-	-	-	1	1	4	2	7	8	4	2	3	9	-	41	4.34
C33-34	Lung etc.	-	-	-	-	-	-	2	2	-	5	6	7	8	7	10	5	-	52	5.51
C37-38	Other Thoracic Organs	-	-	-	-	-	-	1	1	-	-	-	-	2	-	-	-	-	4	0.42
C40-41	Bone	-	-	1	2	-	1	-	-	-	-	1	-	-	-	-	1	-	6	0.64
C43	Melanoma of Skin	-	-	-	-	-	1	-	-	-	-	-	-	1	-	-	-	-	2	0.21
C44	Other Skin	-	-	-	-	-	-	-	-	1	2	2	-	1	2	-	-	-	8	0.85
C45	Mesothelioma	-	-	-	-	-	-	-	-	-	-	-	-	-	-	-	-	-	-	-
C46	Kaposi Sarcoma	-	-	-	-	-	-	-	-	-	-	-	-	-	-	-	-	-	-	-
C47+C49	Conn. & Soft Tissue	-	-	-	-	1	-	-	-	-	1	-	-	2	-	1	-	-	5	0.53
C50	Breast	-	-	-	-	1	-	-	1	-	-	-	-	-	-	-	-	-	2	0.21
C60	Penis	-	-	-	-	-	1	-	-	-	-	1	1	1	1	-	-	-	5	0.53
C61	Prostate	-	-	-	-	-	-	-	-	-	1	-	1	1	1	1	7	-	12	1.27
C62	Testis	-	-	-	-	-	-	-	-	1	-	1	1	-	-	-	-	-	3	0.32
C63	Other Male Genital	-	-	-	-	-	-	-	-	-	-	-	-	1	-	-	-	-	1	0.11
C64	Kidney etc.	1	1	-	-	-	-	1	-	-	2	1	1	2	-	-	1	-	10	1.06
C65	Renal Pelvis	-	-	-	-	-	-	-	-	-	-	-	-	-	-	-	-	-	-	-
C66	Ureter	-	-	-	-	-	-	-	-	-	-	-	-	-	-	-	-	-	-	-
C67	Bladder	-	-	-	-	-	1	-	-	1	2	1	-	1	3	3	6	-	18	1.91
C68	Uns. Urinary Organs	-	-	-	-	-	-	-	-	-	-	-	-	-	-	-	-	-	-	-
C69	Eye	1	-	-	-	-	-	-	-	-	-	1	-	-	-	-	-	-	2	0.21
C70-72	Brain, Nervous System	-	-	-	-	-	1	2	2	-	2	-	3	1	1	-	1	-	13	1.38
C73	Thyroid	-	-	-	-	-	-	1	1	-	1	-	-	-	-	-	-	-	3	0.32
C74	Adrenal Gland	-	-	-	-	-	-	-	-	-	-	-	-	-	-	-	-	-	-	-
C77	Sec Lymph Nodes	-	-	-	1	-	2	1	4	3	10	5	9	8	8	8	6	-	65	6.89
C78	Sec Resp & Digestive	-	-	-	-	-	-	-	-	1	1	-	-	-	2	-	-	-	4	0.42
C79	Sec Others	-	-	-	-	-	-	-	-	-	1	1	-	-	-	-	-	-	2	0.21
C81	Hodgkins Disease	-	-	-	-	-	-	-	-	-	-	-	-	-	-	-	-	-	-	-
C82-85,C96	NHL	-	-	-	-	-	1	1	1	4	2	3	1	1	-	-	-	-	14	1.48
C90	Multiple Myeloma	-	-	-	-	-	-	-	-	-	-	-	-	-	1	-	-	-	1	0.11
C91	Lymphoid Leuk.	1	1	1	1	-	-	-	-	-	-	-	-	-	-	-	-	-	4	0.42
C92-94	Myeloid Leukaemia	-	2	2	1	-	2	5	2	5	1	1	-	2	-	1	1	-	25	2.65
C95	Leukaemia Uns	-	1	-	1	-	-	-	-	-	-	-	1	-	-	-	-	-	3	0.32
O&U	Other and Uns	-	-	-	-	-	1	-	1	-	1	4	4	3	2	2	-	-	18	1.91
	All Sites	3	5	4	8	5	20	26	42	58	134	124	115	118	104	95	83	-	944	100.00

**TABLE DIB-3 (b): Number of Incident Cancers by Five Year Age Group and Site (ICD-10):
2005-2006 – Females**

%= Relative Proportion of Cancers of All Sites.

Dibrugarh District

ICD-10	Site	0-4	5-9	10-14	15-19	20-24	25-29	30-34	35-39	40-44	45-49	50-54	55-59	60-64	65-69	70-74	75+	Unkn	Total	%
C00	Lip	-	-	-	-	-	-	-	1	-	1	-	-	1	-	-	1	-	4	0.57
C01-02	Tongue	-	-	-	-	-	1	-	-	-	-	1	-	-	3	1	-	-	6	0.86
C03-06	Mouth	-	-	-	-	-	2	2	2	4	3	2	2	2	4	1	1	-	25	3.58
C07-8	Salivary Gland	-	-	-	-	-	-	-	-	1	-	-	1	-	2	-	-	-	4	0.57
C09	Tonsil	-	-	-	-	-	-	-	-	-	1	-	-	-	2	-	-	-	3	0.43
C10	Oth. Oropharynx	-	-	-	-	-	-	-	-	1	-	-	-	-	-	-	-	-	1	0.14
C11	Nasopharynx	-	-	-	-	-	-	-	-	-	-	-	-	1	-	-	-	-	1	0.14
C12-13	Hypopharynx	-	-	-	-	-	-	2	1	7	7	4	2	1	-	5	1	-	30	4.30
C14	Pharynx Unspecified	-	-	-	-	-	-	-	1	1	-	-	-	-	-	-	-	-	2	0.29
C15	Oesophagus	-	-	-	-	-	1	-	5	5	8	23	14	12	13	11	5	-	97	13.90
C16	Stomach	-	-	-	-	-	1	6	7	6	3	5	4	4	3	-	2	-	41	5.87
C17	Small Intestine	-	-	-	-	-	-	-	-	-	2	-	-	-	-	-	-	-	2	0.29
C18	Colon	-	-	-	-	-	1	2	1	1	2	1	-	-	5	3	1	-	17	2.44
C19-20	Rectum	-	-	-	-	-	2	1	-	1	-	1	-	5	-	1	-	-	11	1.58
C21	Anus & Anal Canal	-	-	-	-	-	-	-	-	-	1	-	-	-	-	-	-	-	1	0.14
C22	Liver	-	-	-	-	-	-	2	-	1	3	1	3	2	3	2	1	-	18	2.58
C23-24	Gallbladder etc.	-	-	-	-	1	1	1	-	5	12	5	7	7	8	6	1	-	54	7.74
C25	Pancreas	-	-	-	-	-	-	-	-	-	1	1	2	1	-	-	-	-	5	0.72
C30-31	Nose, Sinuses etc.	-	-	-	-	-	-	-	-	-	1	-	1	-	-	-	-	-	2	0.29
C32	Larynx	-	-	-	-	-	-	-	-	-	-	1	-	-	1	1	-	-	3	0.43
C33-34	Lung etc.	-	-	-	-	-	-	1	-	1	7	1	1	1	-	-	3	-	15	2.15
C37-38	Other Thoracic Organs	-	-	-	-	-	-	-	-	1	-	-	-	-	-	-	-	-	1	0.14
C40-41	Bone	-	-	-	-	-	-	-	-	-	-	-	-	2	-	2	1	-	5	0.72
C43	Melanoma of Skin	-	-	-	-	-	1	-	-	-	-	-	-	-	-	-	-	-	1	0.14
C44	Other Skin	-	-	-	-	-	-	-	-	-	-	-	-	-	2	-	-	-	2	0.29
C45	Mesothelioma	-	-	-	-	-	-	-	-	-	-	-	-	-	-	-	-	-	-	-
C46	Kaposi Sarcoma	-	-	-	-	-	-	-	-	-	-	-	-	-	-	-	-	-	-	-
C47+C49	Conn. & Soft Tissue	-	1	-	1	1	1	2	-	-	-	4	-	1	-	1	-	-	12	1.72
C50	Breast	-	-	-	-	-	1	5	15	12	21	15	11	4	9	1	2	-	96	13.75
C51	Vulva	-	-	-	-	1	-	-	-	-	-	1	-	-	1	-	-	-	3	0.43
C52	Vagina	-	-	-	-	-	-	-	1	-	-	-	1	-	-	-	1	-	3	0.43
C53	Cervix Uteri	-	-	-	-	-	2	-	4	11	8	6	7	4	4	-	-	-	46	6.59
C54	Corpus Uteri	-	-	-	-	-	1	1	3	5	1	1	2	1	-	-	1	-	16	2.29
C55	Uterus Unspecified	-	-	-	-	-	-	2	-	-	3	3	-	1	1	-	-	-	10	1.43
C56	Ovary etc.	-	-	5	1	5	4	6	8	6	7	11	2	3	2	1	-	-	61	8.74
C57	Other Female Genital	-	-	-	-	-	-	-	-	-	-	-	-	-	-	-	-	-	-	-
C58	Placenta	-	-	-	-	-	1	-	-	-	-	-	-	-	-	-	-	-	1	0.14
C64	Kidney etc.	3	-	-	-	-	-	-	-	1	-	-	-	-	-	-	-	-	4	0.57
C65	Renal Pelvis	-	-	-	-	-	-	-	-	-	-	-	-	-	-	-	-	-	-	-
C66	Ureter	-	-	-	-	-	-	-	-	-	-	-	-	-	-	-	-	-	-	-
C67	Bladder	-	-	-	-	-	-	-	1	-	-	-	-	-	-	-	-	-	1	0.14
C68	Uns.Urinary Organs	-	-	-	-	-	-	-	-	-	-	-	-	-	-	-	-	-	-	-
C69	Eye	-	-	-	-	-	-	-	-	-	-	-	-	-	-	-	-	-	-	-
C70-72	Brain, Nervous System	-	-	-	-	-	1	-	5	-	2	2	-	-	-	-	1	-	11	1.58
C73	Thyroid	-	-	-	-	-	-	-	1	-	2	-	1	-	-	1	-	-	5	0.72
C74	Adrenal Gland	-	-	-	-	-	-	-	-	-	-	-	1	-	-	-	-	-	1	0.14
C77	Sec Lymph Nodes	-	-	-	-	1	-	1	-	-	5	3	5	2	1	1	1	-	20	2.87
C78	Sec Resp & Digestive	-	-	-	-	-	-	1	-	-	3	-	-	-	1	-	-	-	5	0.72
C79	Sec Others	-	-	-	-	-	-	-	-	-	-	-	1	1	1	-	-	-	3	0.43
C81	Hodgkins Disease	-	-	-	1	-	-	-	-	-	-	-	-	-	-	-	-	-	1	0.14
C82-85,C96	NHL	-	-	-	-	2	-	-	-	2	-	1	1	3	-	1	-	-	10	1.43
C90	Multiple Myeloma	-	-	-	-	-	-	-	-	-	-	2	2	3	-	-	1	-	8	1.15
C91	Lymphoid Leuk.	-	-	-	-	-	-	-	-	-	-	-	-	-	-	-	-	-	-	-
C92-94	Myeloid Leukaemia	2	-	1	1	-	-	-	1	2	5	2	-	-	2	-	-	-	16	2.29
C95	Leukaemia Uns	-	-	-	-	-	-	-	-	-	-	1	-	-	-	-	-	-	1	0.14
O&U	Other and Uns	-	-	-	-	-	1	1	-	2	3	2	-	1	2	1	-	-	13	1.86
	All Sites	5	1	6	4	11	22	36	57	76	112	100	71	63	70	40	24	-	698	100.00

TABLE: DIB-4(a):
Average Annual Age Specific, Crude (CR), Age Adjusted (AAR) (with Standard Error(SE)) and
Truncated (35-64 yrs) (TR) Incidence Rate per 100,000 population: 2005-2006 - Males
Dibrugarh District

ICD-10	0-4	5-9	10-14	15-19	20-24	25-29	30-34	35-39	40-44	45-49	50-54	55-59	60-64	65-69	70-74	>75	CR	AAR	SE	TR
C00	-	-	-	-	-	-	-	0.9	-	4.4	-	2.8	-	-	13.6	13.6	0.7	1.0	0.33	1.4
C01-02	-	-	-	-	-	0.9	1.0	0.9	4.9	11.6	11.7	5.6	17.3	16.1	27.2	13.6	2.9	4.0	0.68	8.2
C03-06	-	-	-	-	-	2.7	3.0	1.8	1.2	18.9	13.6	28.0	31.2	26.8	47.6	40.7	5.1	7.3	0.93	14.1
C07-8	-	-	-	-	-	-	-	-	-	-	5.8	-	-	5.4	6.8	-	0.4	0.6	0.27	0.9
C09	-	-	-	-	-	-	-	0.9	1.2	1.5	1.9	2.8	6.9	5.4	20.4	6.8	0.9	1.4	0.42	2.3
C10	-	-	-	-	-	-	-	-	1.2	2.9	3.9	2.8	3.5	5.4	-	-	0.6	0.9	0.31	2.2
C11	-	-	-	0.8	-	0.9	-	-	2.5	-	1.9	-	-	-	-	-	0.4	0.4	0.18	0.8
C12-13	-	-	-	-	-	1.8	1.0	4.6	9.8	26.1	33.0	36.4	27.7	123.3	95.3	47.5	8.9	13.4	1.29	21.4
C14	-	-	-	-	-	-	-	-	-	2.9	3.9	5.6	10.4	10.7	13.6	13.6	1.2	1.9	0.49	3.3
C15	-	-	-	-	-	-	-	6.4	16.0	37.7	42.7	56.0	96.9	107.3	129.3	94.9	13.0	19.6	1.55	38.2
C16	-	-	-	-	0.8	0.9	3.0	0.9	2.5	11.6	25.2	22.4	20.8	59.0	34.0	40.7	5.0	7.5	0.96	12.5
C17	-	-	-	-	-	-	-	-	-	1.5	-	-	-	-	-	-	0.1	0.1	0.09	0.3
C18	-	-	-	-	-	0.9	1.0	0.9	2.5	5.8	3.9	8.4	10.4	16.1	6.8	13.6	1.8	2.5	0.55	4.8
C19-20	-	-	-	0.8	1.7	-	2.0	0.9	1.2	8.7	1.9	5.6	6.9	5.4	13.6	6.8	1.7	2.1	0.48	4.0
C21	-	-	-	-	-	-	-	-	-	-	-	2.8	6.9	-	-	-	0.2	0.4	0.23	1.3
C22	-	-	-	-	-	-	-	2.7	2.5	7.3	7.8	22.4	17.3	5.4	20.4	13.6	2.5	3.6	0.64	8.8
C23-24	-	-	-	-	-	-	-	2.7	-	2.9	9.7	11.2	10.4	10.7	13.6	6.8	1.7	2.4	0.53	5.4
C25	-	-	-	-	-	-	-	-	1.2	1.5	5.8	5.6	6.9	-	-	-	0.7	1.0	0.32	3.1
C30-31	-	-	-	-	-	-	-	-	-	-	-	-	-	-	6.8	-	0.1	0.1	0.14	-
C32	-	-	-	-	-	-	1.0	0.9	4.9	2.9	13.6	22.4	13.8	10.7	20.4	61.0	3.2	4.7	0.75	8.6
C33-34	-	-	-	-	-	-	2.0	1.8	-	7.3	11.7	19.6	27.7	37.5	68.1	33.9	4.0	6.3	0.90	9.7
C37-38	-	-	-	-	-	-	1.0	0.9	-	-	-	-	6.9	-	-	-	0.3	0.4	0.21	1.1
C40-41	-	-	0.6	1.6	-	0.9	-	-	-	-	1.9	-	-	-	-	6.8	0.5	0.5	0.22	0.3
C43	-	-	-	-	-	0.9	-	-	-	-	-	-	3.5	-	-	-	0.2	0.2	0.16	0.4
C44	-	-	-	-	-	-	-	-	1.2	2.9	3.9	-	3.5	10.7	-	-	0.6	0.9	0.33	1.9
C45	-	-	-	-	-	-	-	-	-	-	-	-	-	-	-	-	-	-	-	-
C46	-	-	-	-	-	-	-	-	-	-	-	-	-	-	-	-	-	-	-	-
C47+C49	-	-	-	-	0.8	-	-	-	-	1.5	-	-	6.9	-	6.8	-	0.4	0.6	0.26	1.2
C50	-	-	-	-	0.8	-	-	0.9	-	-	-	-	-	-	-	-	0.2	0.1	0.09	0.2
C60	-	-	-	-	-	0.9	-	-	-	-	1.9	2.8	3.5	5.4	-	-	0.4	0.6	0.27	1.1
C61	-	-	-	-	-	-	-	-	-	1.5	-	2.8	3.5	5.4	6.8	47.5	0.9	1.6	0.46	1.1
C62	-	-	-	-	-	-	-	-	1.2	-	1.9	2.8	-	-	-	-	0.2	0.3	0.17	0.9
C63	-	-	-	-	-	-	-	-	-	-	-	-	3.5	-	-	-	0.1	0.1	0.14	0.4
C64	0.9	0.7	-	-	-	-	1.0	-	-	2.9	1.9	2.8	6.9	-	-	6.8	0.8	1.0	0.34	2.1
C65	-	-	-	-	-	-	-	-	-	-	-	-	-	-	-	-	-	-	-	-
C66	-	-	-	-	-	-	-	-	-	-	-	-	-	-	-	-	-	-	-	-
C67	-	-	-	-	-	0.9	-	-	1.2	2.9	1.9	-	3.5	16.1	20.4	40.7	1.4	2.3	0.55	1.6
C68	-	-	-	-	-	-	-	-	-	-	-	-	-	-	-	-	-	-	-	-
C69	0.9	-	-	-	-	-	-	-	-	-	1.9	-	-	-	-	-	0.2	0.2	0.15	0.3
C70-72	-	-	-	-	-	0.9	2.0	1.8	-	2.9	-	8.4	3.5	5.4	-	6.8	1.0	1.2	0.37	2.4
C73	-	-	-	-	-	-	1.0	0.9	-	1.5	-	-	-	-	-	-	0.2	0.2	0.12	0.5
C74	-	-	-	-	-	-	-	-	-	-	-	-	-	-	-	-	-	-	-	-
C77	-	-	-	0.8	-	1.8	1.0	3.6	3.7	14.5	9.7	25.2	27.7	42.9	54.4	40.7	5.0	7.4	0.95	12.6
C78	-	-	-	-	-	-	-	-	1.2	1.5	-	-	-	10.7	-	-	0.3	0.5	0.25	0.5
C79	-	-	-	-	-	-	-	-	-	1.5	1.9	-	-	-	-	-	0.2	0.2	0.13	0.6
C81	-	-	-	-	-	-	-	-	-	-	-	-	-	-	-	-	-	-	-	-
C82-85,C96	-	-	-	-	-	0.9	1.0	0.9	4.9	2.9	5.8	2.8	3.5	-	-	-	1.1	1.2	0.33	3.4
C90	-	-	-	-	-	-	-	-	-	-	-	-	-	5.4	-	-	0.1	0.2	0.16	-
C91	0.9	0.7	0.6	0.8	-	-	-	-	-	-	-	-	-	-	-	-	0.3	0.3	0.16	-
C92-94	-	1.3	1.3	0.8	-	1.8	5.0	1.8	6.1	1.5	1.9	-	6.9	-	6.8	6.8	1.9	2.0	0.42	3.0
C95	-	0.7	-	0.8	-	-	-	-	-	-	-	2.8	-	-	-	-	0.2	0.3	0.15	0.4
O&U	-	-	-	-	-	0.9	-	0.9	-	1.5	7.8	11.2	10.4	10.7	13.6	-	1.4	2.1	0.50	4.5
All	2.7	3.3	2.6	6.4	4.2	18.1	26.0	38.3	71.2	194.3	240.8	322.2	408.5	557.7	646.5	562.9	72.8	105.2	3.55	191.9

TABLE: DIB-4(b):
Average Annual Age Specific, Crude (CR), Age Adjusted (AAR) (with Standard Error(SE)) and
Truncated (35-64 yrs) (TR) Incidence Rate per 100,000 population: 2005-2006 - Females
Dibrugarh District

ICD-10	0-4	5-9	10-14	15-19	20-24	25-29	30-34	35-39	40-44	45-49	50-54	55-59	60-64	65-69	70-74	>75	CR	AAR	SE	TR
C00	-	-	-	-	-	-	-	1.0	-	1.7	-	-	3.5	-	-	8.4	0.3	0.5	0.25	1.0
C01-02	-	-	-	-	-	0.8	-	-	-	-	2.5	-	-	15.6	8.0	-	0.5	0.8	0.35	0.4
C03-06	-	-	-	-	-	1.7	1.9	2.0	6.0	5.2	5.1	6.8	7.1	20.9	8.0	8.4	2.0	2.8	0.59	5.2
C07-8	-	-	-	-	-	-	-	-	1.5	-	-	3.4	-	10.4	-	-	0.3	0.5	0.27	0.7
C09	-	-	-	-	-	-	-	-	-	1.7	-	-	-	10.4	-	-	0.2	0.4	0.24	0.3
C10	-	-	-	-	-	-	-	-	1.5	-	-	-	-	-	-	-	0.1	0.1	0.09	0.3
C11	-	-	-	-	-	-	-	-	-	-	-	-	3.5	-	-	-	0.1	0.1	0.14	0.5
C12-13	-	-	-	-	-	-	1.9	1.0	10.5	12.2	10.1	6.8	3.5	-	40.1	8.4	2.4	3.4	0.65	7.6
C14	-	-	-	-	-	-	-	1.0	1.5	-	-	-	-	-	-	-	0.2	0.2	0.11	0.5
C15	-	-	-	-	-	0.8	-	5.0	7.5	14.0	58.1	47.6	42.4	67.8	88.3	42.1	7.9	12.8	1.33	26.1
C16	-	-	-	-	-	0.8	5.8	7.0	9.0	5.2	12.6	13.6	14.1	15.6	-	16.8	3.3	4.2	0.70	9.7
C17	-	-	-	-	-	-	-	-	-	3.5	-	-	-	-	-	-	0.2	0.2	0.15	0.7
C18	-	-	-	-	-	0.8	1.9	1.0	1.5	3.5	2.5	-	-	26.1	24.1	8.4	1.4	2.1	0.54	1.6
C19-20	-	-	-	-	-	1.7	1.0	-	1.5	-	2.5	-	17.7	-	8.0	-	0.9	1.3	0.40	3.0
C21	-	-	-	-	-	-	-	-	-	1.7	-	-	-	-	-	-	0.1	0.1	0.10	0.3
C22	-	-	-	-	-	-	1.9	-	1.5	5.2	2.5	10.2	7.1	15.6	16.0	8.4	1.5	2.3	0.56	3.9
C23-24	-	-	-	-	0.8	0.8	1.0	-	7.5	21.0	12.6	23.8	24.7	41.7	48.1	8.4	4.4	6.9	0.95	13.8
C25	-	-	-	-	-	-	-	-	-	1.7	2.5	6.8	3.5	-	-	-	0.4	0.6	0.29	2.1
C30-31	-	-	-	-	-	-	-	-	-	1.7	-	3.4	-	-	-	-	0.2	0.2	0.17	0.8
C32	-	-	-	-	-	-	-	-	-	-	2.5	-	-	5.2	8.0	-	0.2	0.4	0.26	0.4
C33-34	-	-	-	-	-	-	1.0	-	1.5	12.2	2.5	3.4	3.5	-	-	25.3	1.2	1.8	0.48	4.0
C37-38	-	-	-	-	-	-	-	-	1.5	-	-	-	-	-	-	-	0.1	0.1	0.09	0.3
C40-41	-	-	-	-	-	-	-	-	-	-	-	-	7.1	-	16.0	8.4	0.4	0.8	0.35	0.9
C43	-	-	-	-	-	0.8	-	-	-	-	-	-	-	-	-	-	0.1	0.1	0.07	-
C44	-	-	-	-	-	-	-	-	-	-	-	-	-	10.4	-	-	0.2	0.3	0.22	-
C45	-	-	-	-	-	-	-	-	-	-	-	-	-	-	-	-	-	-	-	-
C46	-	-	-	-	-	-	-	-	-	-	-	-	-	-	-	-	-	-	-	-
C47+C49	-	0.7	-	0.8	0.8	0.8	1.9	-	-	-	10.1	-	3.5	-	8.0	-	1.0	1.2	0.37	2.1
C50	-	-	-	-	-	0.8	4.9	15.1	18.0	36.7	37.9	37.4	14.1	46.9	8.0	16.8	7.8	10.4	1.11	26.3
C51	-	-	-	-	0.8	-	-	-	-	-	2.5	-	-	5.2	-	-	0.2	0.3	0.21	0.4
C52	-	-	-	-	-	-	-	1.0	-	-	-	3.4	-	-	-	8.4	0.2	0.4	0.22	0.6
C53	-	-	-	-	-	1.7	-	4.0	16.5	14.0	15.2	23.8	14.1	20.9	-	-	3.8	5.1	0.78	14.0
C54	-	-	-	-	-	0.8	1.0	3.0	7.5	1.7	2.5	6.8	3.5	-	-	8.4	1.3	1.6	0.41	4.1
C55	-	-	-	-	-	-	1.9	-	-	5.2	7.6	-	3.5	5.2	-	-	0.8	1.1	0.36	2.7
C56	-	-	3.4	0.8	4.2	3.4	5.8	8.0	9.0	12.2	27.8	6.8	10.6	10.4	8.0	-	5.0	5.6	0.77	12.4
C57	-	-	-	-	-	-	-	-	-	-	-	-	-	-	-	-	-	-	-	-
C58	-	-	-	-	-	0.8	-	-	-	-	-	-	-	-	-	-	0.1	0.1	0.07	-
C64	2.8	-	-	-	-	-	-	-	1.5	-	-	-	-	-	-	-	0.3	0.4	0.22	0.3
C65	-	-	-	-	-	-	-	-	-	-	-	-	-	-	-	-	-	-	-	-
C66	-	-	-	-	-	-	-	-	-	-	-	-	-	-	-	-	-	-	-	-
C67	-	-	-	-	-	-	-	1.0	-	-	-	-	-	-	-	-	0.1	0.1	0.06	0.2
C68	-	-	-	-	-	-	-	-	-	-	-	-	-	-	-	-	-	-	-	-
C69	-	-	-	-	-	-	-	-	-	-	-	-	-	-	-	-	-	-	-	-
C70-72	-	-	-	-	-	0.8	-	5.0	-	3.5	5.1	-	-	-	-	8.4	0.9	1.0	0.32	2.5
C73	-	-	-	-	-	-	-	1.0	-	3.5	-	3.4	-	-	8.0	-	0.4	0.6	0.26	1.3
C74	-	-	-	-	-	-	-	-	-	-	-	3.4	-	-	-	-	0.1	0.1	0.14	0.4
C77	-	-	-	-	0.8	-	1.0	-	-	8.7	7.6	17.0	7.1	5.2	8.0	8.4	1.6	2.5	0.57	6.0
C78	-	-	-	-	-	-	1.0	-	-	5.2	-	-	-	5.2	-	-	0.4	0.5	0.25	1.0
C79	-	-	-	-	-	-	-	-	-	-	-	3.4	3.5	5.2	-	-	0.2	0.4	0.25	0.9
C81	-	-	-	0.8	-	-	-	-	-	-	-	-	-	-	-	-	0.1	0.1	0.07	-
C82-85,C96	-	-	-	-	1.7	-	-	-	3.0	-	2.5	3.4	10.6	-	8.0	-	0.8	1.2	0.38	2.8
C90	-	-	-	-	-	-	-	-	-	-	5.1	6.8	10.6	-	-	8.4	0.7	1.1	0.40	3.1
C91	-	-	-	-	-	-	-	-	-	-	-	-	-	-	-	-	-	-	-	-
C92-94	1.9	-	0.7	0.8	-	-	-	1.0	3.0	8.7	5.1	-	-	10.4	-	-	1.3	1.7	0.44	3.3
C95	-	-	-	-	-	-	-	-	-	-	2.5	-	-	-	-	-	0.1	0.1	0.13	0.4
O&U	-	-	-	-	-	0.8	1.0	-	3.0	5.2	5.1	-	3.5	10.4	8.0	-	1.1	1.5	0.43	2.9
All	4.7	0.7	4.0	3.2	9.2	18.7	35.1	57.3	113.8	195.7	252.5	241.2	222.6	364.9	321.0	202.0	57.0	80.2	3.16	171.6

**TABLE: DIB-5(a): Number (#) and Proportion (%) of Cancers by Site (ICD-10) and Method of Diagnosis: 2005-2006 - Males
Dibrugarh District**

ICD-10	Site	Microscopic		X-Ray / imaging		Clinical		Others		D.C.O		Total	
		#	%	#	%	#	%	#	%	#	%	#	%
C00	Lip	9	100.0	-	-	-	-	-	-	-	-	9	100.0
C01-02	Tongue	35	94.6	-	-	-	-	-	-	2	5.4	37	100.0
C03-06	Mouth	59	89.4	-	-	-	-	1	1.5	6	9.1	66	100.0
C07-8	Salivary Gland	5	100.0	-	-	-	-	-	-	-	-	5	100.0
C09	Tonsil	12	100.0	-	-	-	-	-	-	-	-	12	100.0
C10	Oth. Oropharynx	8	100.0	-	-	-	-	-	-	-	-	8	100.0
C11	Nasopharynx	5	100.0	-	-	-	-	-	-	-	-	5	100.0
C12-13	Hypopharynx	113	97.4	-	-	-	-	1	0.9	2	1.7	116	100.0
C14	Pharynx Unspecified	14	93.3	-	-	-	-	-	-	1	6.7	15	100.0
C15	Oesophagus	141	83.4	2	1.2	-	-	1	0.6	25	14.8	169	100.0
C16	Stomach	50	76.9	1	1.5	-	-	3	4.6	11	16.9	65	100.0
C17	Small Intestine	1	100.0	-	-	-	-	-	-	-	-	1	100.0
C18	Colon	19	82.6	-	-	-	-	1	4.3	3	13.0	23	100.0
C19-20	Rectum	21	95.5	-	-	-	-	-	-	1	4.5	22	100.0
C21	Anus & Anal Canal	3	100.0	-	-	-	-	-	-	-	-	3	100.0
C22	Liver	18	54.5	-	-	-	-	-	-	15	45.5	33	100.0
C23-24	Gallbladder etc.	18	81.8	-	-	-	-	3	13.6	1	4.5	22	100.0
C25	Pancreas	5	55.6	-	-	-	-	1	11.1	3	33.3	9	100.0
C30-31	Nose, Sinuses etc.	1	100.0	-	-	-	-	-	-	-	-	1	100.0
C32	Larynx	35	85.4	-	-	-	-	1	2.4	5	12.2	41	100.0
C33-34	Lung etc.	38	73.1	4	7.7	-	-	-	-	10	19.2	52	100.0
C37-38	Other Thoracic Organs	4	100.0	-	-	-	-	-	-	-	-	4	100.0
C40-41	Bone	6	100.0	-	-	-	-	-	-	-	-	6	100.0
C43	Melanoma of Skin	1	50.0	-	-	-	-	-	-	1	50.0	2	100.0
C44	Other Skin	8	100.0	-	-	-	-	-	-	-	-	8	100.0
C45	Mesothelioma	-	-	-	-	-	-	-	-	-	-	-	-
C46	Kaposi Sarcoma	-	-	-	-	-	-	-	-	-	-	-	-
C47+C49	Conn. & Soft Tissue	5	100.0	-	-	-	-	-	-	-	-	5	100.0
C50	Breast	1	50.0	-	-	-	-	-	-	1	50.0	2	100.0
C60	Penis	4	80.0	-	-	-	-	-	-	1	20.0	5	100.0
C61	Prostate	12	100.0	-	-	-	-	-	-	-	-	12	100.0
C62	Testis	3	100.0	-	-	-	-	-	-	-	-	3	100.0
C63	Other Male Genital	1	100.0	-	-	-	-	-	-	-	-	1	100.0
C64	Kidney etc.	6	60.0	-	-	-	-	2	20.0	2	20.0	10	100.0
C65	Renal Pelvis	-	-	-	-	-	-	-	-	-	-	-	-
C66	Ureter	-	-	-	-	-	-	-	-	-	-	-	-
C67	Bladder	16	88.9	-	-	-	-	-	-	2	11.1	18	100.0
C68	Uns.Urinary Organs	-	-	-	-	-	-	-	-	-	-	-	-
C69	Eye	1	50.0	-	-	-	-	1	50.0	-	-	2	100.0
C70-72	Brain, Nervous System	6	46.2	5	38.5	-	-	1	7.7	1	7.7	13	100.0
C73	Thyroid	3	100.0	-	-	-	-	-	-	-	-	3	100.0
C74	Adrenal Gland	-	-	-	-	-	-	-	-	-	-	-	-
C77	Sec Lymph Nodes	50	76.9	-	-	-	-	-	-	15	23.1	65	100.0
C78	Sec Resp & Digestive	4	100.0	-	-	-	-	-	-	-	-	4	100.0
C79	Sec Others	2	100.0	-	-	-	-	-	-	-	-	2	100.0
C81	Hodgkins Disease	-	-	-	-	-	-	-	-	-	-	-	-
C82-85,C96	NHL	14	100.0	-	-	-	-	-	-	-	-	14	100.0
C90	Multiple Myeloma	1	100.0	-	-	-	-	-	-	-	-	1	100.0
C91	Lymphoid Leuk.	4	100.0	-	-	-	-	-	-	-	-	4	100.0
C92-94	Myeloid Leukaemia	21	84.0	-	-	-	-	-	-	4	16.0	25	100.0
C95	Leukaemia Uns	1	33.3	-	-	-	-	-	-	2	66.7	3	100.0
O&U	Other and Uns	15	83.3	-	-	-	-	-	-	3	16.7	18	100.0
	All Sites	799	84.6	12	1.3	-	-	16	1.7	117	12.4	944	100.0

**TABLE: DIB-5(b): Number (#) and Proportion (%) of Cancers by Site (ICD-10) and Method of Diagnosis : 2005-2006 - Females
Dibrugarh District**

ICD-10	Site	Microscopic		X-Ray / imaging		Clinical		Others		D.C.O		Total	
		#	%	#	%	#	%	#	%	#	%	#	%
C00	Lip	4	100.0	-	-	-	-	-	-	-	-	4	100.0
C01-02	Tongue	6	100.0	-	-	-	-	-	-	-	-	6	100.0
C03-06	Mouth	25	100.0	-	-	-	-	-	-	-	-	25	100.0
C07-8	Salivary Gland	4	100.0	-	-	-	-	-	-	-	-	4	100.0
C09	Tonsil	3	100.0	-	-	-	-	-	-	-	-	3	100.0
C10	Oth. Oropharynx	1	100.0	-	-	-	-	-	-	-	-	1	100.0
C11	Nasopharynx	1	100.0	-	-	-	-	-	-	-	-	1	100.0
C12-13	Hypopharynx	27	90.0	-	-	1	3.3	1	3.3	1	3.3	30	100.0
C14	Pharynx Unspecified	2	100.0	-	-	-	-	-	-	-	-	2	100.0
C15	Oesophagus	87	89.7	1	1.0	-	-	-	-	9	9.3	97	100.0
C16	Stomach	35	85.4	1	2.4	-	-	1	2.4	4	9.8	41	100.0
C17	Small Intestine	2	100.0	-	-	-	-	-	-	-	-	2	100.0
C18	Colon	16	94.1	-	-	-	-	-	-	1	5.9	17	100.0
C19-20	Rectum	10	90.9	-	-	-	-	-	-	1	9.1	11	100.0
C21	Anus & Anal Canal	1	100.0	-	-	-	-	-	-	-	-	1	100.0
C22	Liver	6	33.3	-	-	-	-	2	11.1	10	55.6	18	100.0
C23-24	Gallbladder etc.	42	77.8	2	3.7	-	-	3	5.6	7	13.0	54	100.0
C25	Pancreas	3	60.0	-	-	-	-	2	40.0	-	-	5	100.0
C30-31	Nose, Sinuses etc.	2	100.0	-	-	-	-	-	-	-	-	2	100.0
C32	Larynx	3	100.0	-	-	-	-	-	-	-	-	3	100.0
C33-34	Lung etc.	6	40.0	1	6.7	-	-	-	-	8	53.3	15	100.0
C37-38	Other Thoracic Organs	1	100.0	-	-	-	-	-	-	-	-	1	100.0
C40-41	Bone	3	60.0	-	-	-	-	-	-	2	40.0	5	100.0
C43	Melanoma of Skin	1	100.0	-	-	-	-	-	-	-	-	1	100.0
C44	Other Skin	2	100.0	-	-	-	-	-	-	-	-	2	100.0
C45	Mesothelioma	-	-	-	-	-	-	-	-	-	-	-	-
C46	Kaposi Sarcoma	-	-	-	-	-	-	-	-	-	-	-	-
C47+C49	Conn. & Soft Tissue	12	100.0	-	-	-	-	-	-	-	-	12	100.0
C50	Breast	90	93.8	-	-	1	1.0	-	-	5	5.2	96	100.0
C51	Vulva	3	100.0	-	-	-	-	-	-	-	-	3	100.0
C52	Vagina	2	66.7	-	-	-	-	-	-	1	33.3	3	100.0
C53	Cervix Uteri	44	95.7	-	-	-	-	1	2.2	1	2.2	46	100.0
C54	Corpus Uteri	12	75.0	-	-	-	-	3	18.8	1	6.3	16	100.0
C55	Uterus Unspecified	9	90.0	-	-	-	-	1	10.0	-	-	10	100.0
C56	Ovary etc.	51	83.6	1	1.6	2	3.3	5	8.2	2	3.3	61	100.0
C57	Other Female Genital	-	-	-	-	-	-	-	-	-	-	-	-
C58	Placenta	1	100.0	-	-	-	-	-	-	-	-	1	100.0
C64	Kidney etc.	4	100.0	-	-	-	-	-	-	-	-	4	100.0
C65	Renal Pelvis	-	-	-	-	-	-	-	-	-	-	-	-
C66	Ureter	-	-	-	-	-	-	-	-	-	-	-	-
C67	Bladder	1	100.0	-	-	-	-	-	-	-	-	1	100.0
C68	Uns.Urinary Organs	-	-	-	-	-	-	-	-	-	-	-	-
C69	Eye	-	-	-	-	-	-	-	-	-	-	-	-
C70-72	Brain, Nervous System	7	63.6	3	27.3	-	-	-	-	1	9.1	11	100.0
C73	Thyroid	5	100.0	-	-	-	-	-	-	-	-	5	100.0
C74	Adrenal Gland	1	100.0	-	-	-	-	-	-	-	-	1	100.0
C77	Sec Lymph Nodes	17	85.0	-	-	-	-	-	-	3	15.0	20	100.0
C78	Sec Resp & Digestive	3	60.0	-	-	-	-	1	20.0	1	20.0	5	100.0
C79	Sec Others	2	66.7	-	-	-	-	1	33.3	-	-	3	100.0
C81	Hodgkins Disease	1	100.0	-	-	-	-	-	-	-	-	1	100.0
C82-85,C96	NHL	10	100.0	-	-	-	-	-	-	-	-	10	100.0
C90	Multiple Myeloma	8	100.0	-	-	-	-	-	-	-	-	8	100.0
C91	Lymphoid Leuk.	-	-	-	-	-	-	-	-	-	-	-	-
C92-94	Myeloid Leukaemia	14	87.5	-	-	-	-	-	-	2	12.5	16	100.0
C95	Leukaemia Uns	-	-	-	-	-	-	-	-	1	100.0	1	100.0
O&U	Other and Uns	11	84.6	-	-	-	-	-	-	2	15.4	13	100.0
	All Sites	601	86.1	9	1.3	4	0.6	21	3.0	63	9.0	698	100.0

TABLE: DIB-6(a): Number (#) and Proportion (%) of Cancers by Site (ICD-10) and Detailed Microscopic Diagnosis, 2005-2006 - Males : Dibrugarh District

ICD-10	Site	Pri. Hist		Sec. Hist		Cytology		Blood Film		Bone Marrow		Others		Total	
		#	%	#	%	#	%	#	%	#	%	#	%	#	%
C00	Lip	9	100.0	-	-	-	-	-	-	-	-	-	-	9	100.0
C01-02	Tongue	21	56.8	3	8.1	11	29.7	-	-	-	-	2	5.4	37	100.0
C03-06	Mouth	53	80.3	1	1.5	5	7.6	-	-	-	-	7	10.6	66	100.0
C07-8	Salivary Gland	5	100.0	-	-	-	-	-	-	-	-	-	-	5	100.0
C09	Tonsil	7	58.3	3	25.0	2	16.7	-	-	-	-	-	-	12	100.0
C10	Oth. Oropharynx	7	87.5	1	12.5	-	-	-	-	-	-	-	-	8	100.0
C11	Nasopharynx	3	60.0	1	20.0	1	20.0	-	-	-	-	-	-	5	100.0
C12-13	Hypopharynx	96	82.8	6	5.2	11	9.5	-	-	-	-	3	2.6	116	100.0
C14	Pharynx Unspecified	13	86.7	-	-	1	6.7	-	-	-	-	1	6.7	15	100.0
C15	Oesophagus	139	82.2	1	0.6	1	0.6	-	-	-	-	28	16.6	169	100.0
C16	Stomach	49	75.4	1	1.5	-	-	-	-	-	-	15	23.1	65	100.0
C17	Small Intestine	1	100.0	-	-	-	-	-	-	-	-	-	-	1	100.0
C18	Colon	19	82.6	-	-	-	-	-	-	-	-	4	17.4	23	100.0
C19-20	Rectum	21	95.5	-	-	-	-	-	-	-	-	1	4.5	22	100.0
C21	Anus & Anal Canal	3	100.0	-	-	-	-	-	-	-	-	-	-	3	100.0
C22	Liver	9	27.3	-	-	9	27.3	-	-	-	-	15	45.5	33	100.0
C23-24	Gallbladder etc.	17	77.3	-	-	-	-	-	-	1	4.5	4	18.2	22	100.0
C25	Pancreas	5	55.6	-	-	-	-	-	-	-	-	4	44.4	9	100.0
C30-31	Nose, Sinuses etc.	1	100.0	-	-	-	-	-	-	-	-	-	-	1	100.0
C32	Larynx	31	75.6	1	2.4	3	7.3	-	-	-	-	6	14.6	41	100.0
C33-34	Lung etc.	9	17.3	2	3.8	27	51.9	-	-	-	-	14	26.9	52	100.0
C37-38	Other Thoracic Organs	1	25.0	1	25.0	2	50.0	-	-	-	-	-	-	4	100.0
C40-41	Bone	3	50.0	1	16.7	2	33.3	-	-	-	-	-	-	6	100.0
C43	Melanoma of Skin	-	-	-	-	1	50.0	-	-	-	-	1	50.0	2	100.0
C44	Other Skin	8	100.0	-	-	-	-	-	-	-	-	-	-	8	100.0
C45	Mesothelioma	-	-	-	-	-	-	-	-	-	-	-	-	-	-
C46	Kaposi Sarcoma	-	-	-	-	-	-	-	-	-	-	-	-	-	-
C47+C49	Conn. & Soft Tissue	5	100.0	-	-	-	-	-	-	-	-	-	-	5	100.0
C50	Breast	1	50.0	-	-	-	-	-	-	-	-	1	50.0	2	100.0
C60	Penis	3	60.0	1	20.0	-	-	-	-	-	-	1	20.0	5	100.0
C61	Prostate	11	91.7	-	-	1	8.3	-	-	-	-	-	-	12	100.0
C62	Testis	3	100.0	-	-	-	-	-	-	-	-	-	-	3	100.0
C63	Other Male Genital	-	-	-	-	1	100.0	-	-	-	-	-	-	1	100.0
C64	Kidney etc.	5	50.0	-	-	1	10.0	-	-	-	-	4	40.0	10	100.0
C65	Renal Pelvis	-	-	-	-	-	-	-	-	-	-	-	-	-	-
C66	Ureter	-	-	-	-	-	-	-	-	-	-	-	-	-	-
C67	Bladder	14	77.8	-	-	2	11.1	-	-	-	-	2	11.1	18	100.0
C68	Uns. Urinary Organs	-	-	-	-	-	-	-	-	-	-	-	-	-	-
C69	Eye	1	50.0	-	-	-	-	-	-	-	-	1	50.0	2	100.0
C70-72	Brain, Nervous System	4	30.8	-	-	2	15.4	-	-	-	-	7	53.8	13	100.0
C73	Thyroid	1	33.3	-	-	2	66.7	-	-	-	-	-	-	3	100.0
C74	Adrenal Gland	-	-	-	-	-	-	-	-	-	-	-	-	-	-
C77	Sec Lymph Nodes	1	1.5	20	30.8	29	44.6	-	-	-	-	15	23.1	65	100.0
C78	Sec Resp & Digestive	-	-	1	25.0	3	75.0	-	-	-	-	-	-	4	100.0
C79	Sec Others	-	-	-	-	2	100.0	-	-	-	-	-	-	2	100.0
C81	Hodgkins Disease	-	-	-	-	-	-	-	-	-	-	-	-	-	-
C82-85,C96	NHL	8	57.1	-	-	6	42.9	-	-	-	-	-	-	14	100.0
C90	Multiple Myeloma	-	-	-	-	-	-	-	-	1	100.0	-	-	1	100.0
C91	Lymphoid Leuk.	-	-	-	-	-	-	-	-	4	100.0	-	-	4	100.0
C92-94	Myeloid Leukaemia	1	4.0	-	-	-	-	-	-	20	80.0	4	16.0	25	100.0
C95	Leukaemia Uns	-	-	-	-	-	-	-	-	1	33.3	2	66.7	3	100.0
O&U	Other and Uns	15	83.3	-	-	-	-	-	-	-	-	3	16.7	18	100.0
	All Sites	603	63.9	44	4.7	125	13.2	-	-	27	2.9	145	15.4	944	100.0

TABLE: DIB-6(b): Number (#) and Proportion (%) of Cancers by Site (ICD-10) and Detailed Microscopic Diagnosis, 2005-2006 - Females : Dibrugarh District

ICD-10	Site	Pri. Hist		Sec. Hist		Cytology		Blood Film		Bone Marrow		Others		Total	
		#	%	#	%	#	%	#	%	#	%	#	%	#	%
C00	Lip	3	75.0	-	-	1	25.0	-	-	-	-	-	-	4	100.0
C01-02	Tongue	6	100.0	-	-	-	-	-	-	-	-	-	-	6	100.0
C03-06	Mouth	18	72.0	-	-	7	28.0	-	-	-	-	-	-	25	100.0
C07-8	Salivary Gland	3	75.0	-	-	1	25.0	-	-	-	-	-	-	4	100.0
C09	Tonsil	3	100.0	-	-	-	-	-	-	-	-	-	-	3	100.0
C10	Oth. Oropharynx	1	100.0	-	-	-	-	-	-	-	-	-	-	1	100.0
C11	Nasopharynx	1	100.0	-	-	-	-	-	-	-	-	-	-	1	100.0
C12-13	Hypopharynx	26	86.7	1	3.3	-	-	-	-	-	-	3	10.0	30	100.0
C14	Pharynx Unspecified	2	100.0	-	-	-	-	-	-	-	-	-	-	2	100.0
C15	Oesophagus	87	89.7	-	-	-	-	-	-	-	-	10	10.3	97	100.0
C16	Stomach	33	80.5	1	2.4	1	2.4	-	-	-	-	6	14.6	41	100.0
C17	Small Intestine	1	50.0	-	-	1	50.0	-	-	-	-	-	-	2	100.0
C18	Colon	16	94.1	-	-	-	-	-	-	-	-	1	5.9	17	100.0
C19-20	Rectum	10	90.9	-	-	-	-	-	-	-	-	1	9.1	11	100.0
C21	Anus & Anal Canal	1	100.0	-	-	-	-	-	-	-	-	-	-	1	100.0
C22	Liver	3	16.7	-	-	3	16.7	-	-	-	-	12	66.7	18	100.0
C23-24	Gallbladder etc.	36	66.7	1	1.9	5	9.3	-	-	-	-	12	22.2	54	100.0
C25	Pancreas	3	60.0	-	-	-	-	-	-	-	-	2	40.0	5	100.0
C30-31	Nose, Sinuses etc.	2	100.0	-	-	-	-	-	-	-	-	-	-	2	100.0
C32	Larynx	3	100.0	-	-	-	-	-	-	-	-	-	-	3	100.0
C33-34	Lung etc.	-	-	-	-	6	40.0	-	-	-	-	9	60.0	15	100.0
C37-38	Other Thoracic Organs	1	100.0	-	-	-	-	-	-	-	-	-	-	1	100.0
C40-41	Bone	3	60.0	-	-	-	-	-	-	-	-	2	40.0	5	100.0
C43	Melanoma of Skin	1	100.0	-	-	-	-	-	-	-	-	-	-	1	100.0
C44	Other Skin	2	100.0	-	-	-	-	-	-	-	-	-	-	2	100.0
C45	Mesothelioma	-	-	-	-	-	-	-	-	-	-	-	-	-	-
C46	Kaposi Sarcoma	-	-	-	-	-	-	-	-	-	-	-	-	-	-
C47+C49	Conn. & Soft Tissue	9	75.0	1	8.3	2	16.7	-	-	-	-	-	-	12	100.0
C50	Breast	52	54.2	1	1.0	37	38.5	-	-	-	-	6	6.3	96	100.0
C51	Vulva	3	100.0	-	-	-	-	-	-	-	-	-	-	3	100.0
C52	Vagina	1	33.3	-	-	1	33.3	-	-	-	-	1	33.3	3	100.0
C53	Cervix Uteri	41	89.1	-	-	3	6.5	-	-	-	-	2	4.3	46	100.0
C54	Corpus Uteri	12	75.0	-	-	-	-	-	-	-	-	4	25.0	16	100.0
C55	Uterus Unspecified	9	90.0	-	-	-	-	-	-	-	-	1	10.0	10	100.0
C56	Ovary etc.	48	78.7	-	-	3	4.9	-	-	-	-	10	16.4	61	100.0
C57	Other Female Genital	-	-	-	-	-	-	-	-	-	-	-	-	-	-
C58	Placenta	1	100.0	-	-	-	-	-	-	-	-	-	-	1	100.0
C64	Kidney etc.	2	50.0	-	-	2	50.0	-	-	-	-	-	-	4	100.0
C65	Renal Pelvis	-	-	-	-	-	-	-	-	-	-	-	-	-	-
C66	Ureter	-	-	-	-	-	-	-	-	-	-	-	-	-	-
C67	Bladder	1	100.0	-	-	-	-	-	-	-	-	-	-	1	100.0
C68	Uns.Urinary Organs	-	-	-	-	-	-	-	-	-	-	-	-	-	-
C69	Eye	-	-	-	-	-	-	-	-	-	-	-	-	-	-
C70-72	Brain, Nervous System	6	54.5	-	-	1	9.1	-	-	-	-	4	36.4	11	100.0
C73	Thyroid	3	60.0	-	-	2	40.0	-	-	-	-	-	-	5	100.0
C74	Adrenal Gland	1	100.0	-	-	-	-	-	-	-	-	-	-	1	100.0
C77	Sec Lymph Nodes	1	5.0	3	15.0	13	65.0	-	-	-	-	3	15.0	20	100.0
C78	Sec Resp & Digestive	-	-	1	20.0	2	40.0	-	-	-	-	2	40.0	5	100.0
C79	Sec Others	1	33.3	1	33.3	-	-	-	-	-	-	1	33.3	3	100.0
C81	Hodgkins Disease	1	100.0	-	-	-	-	-	-	-	-	-	-	1	100.0
C82-85,C96	NHL	4	40.0	-	-	6	60.0	-	-	-	-	-	-	10	100.0
C90	Multiple Myeloma	1	12.5	-	-	-	-	-	-	7	87.5	-	-	8	100.0
C91	Lymphoid Leuk.	-	-	-	-	-	-	-	-	-	-	-	-	-	-
C92-94	Myeloid Leukaemia	1	6.3	1	6.3	-	-	-	-	12	75.0	2	12.5	16	100.0
C95	Leukaemia Uns	-	-	-	-	-	-	-	-	-	-	1	100.0	1	100.0
O&U	Other and Uns	8	61.5	1	7.7	2	15.4	-	-	-	-	2	15.4	13	100.0
	All Sites	471	67.5	12	1.7	99	14.2	-	-	19	2.7	97	13.9	698	100.0

**TABLE DIB-7 (a): Number of Cancer Deaths by Five Year Age Group and Site (ICD-10):
2005-2006 – Males**

%= Relative Proportion of Cancers of All Sites.

Dibrugarh District

ICD-10	Site	0-4	5-9	10-14	15-19	20-24	25-29	30-34	35-39	40-44	45-49	50-54	55-59	60-64	65-69	70-74	75+	Unkn	Total	%
C00	Lip	-	-	-	-	-	-	-	-	-	-	-	-	-	-	-	-	-	-	-
C01-02	Tongue	-	-	-	-	-	-	-	-	2	2	-	-	-	1	2	2	-	9	3.07
C03-06	Mouth	-	-	-	-	-	-	1	-	1	1	-	1	1	1	1	-	-	8	2.73
C07-8	Salivary Gland	-	-	-	-	-	-	-	-	-	-	1	-	-	-	-	-	-	1	0.34
C09	Tonsil	-	-	-	-	-	-	-	-	-	-	-	-	-	-	-	-	-	-	-
C10	Oth. Oropharynx	-	-	-	-	-	-	-	-	-	-	-	-	1	-	-	-	-	1	0.34
C11	Nasopharynx	-	-	-	-	-	1	-	-	1	-	-	-	-	-	-	-	-	2	0.68
C12-13	Hypopharynx	-	-	-	-	-	-	-	1	-	2	1	2	-	5	1	1	-	13	4.44
C14	Pharynx Unspecified	-	-	-	-	-	-	-	-	-	1	-	-	-	1	-	-	-	2	0.68
C15	Oesophagus	-	-	-	1	-	-	-	1	7	11	10	10	6	6	7	9	-	68	23.21
C16	Stomach	-	-	-	-	-	1	-	2	-	4	1	4	2	6	2	1	-	23	7.85
C17	Small Intestine	-	-	-	-	-	-	-	-	-	-	-	-	-	-	-	-	-	-	-
C18	Colon	-	-	-	-	-	-	-	-	-	2	-	2	2	-	1	-	-	7	2.39
C19-20	Rectum	-	-	-	-	-	-	1	-	-	-	-	-	-	1	-	-	-	2	0.68
C21	Anus & Anal Canal	-	-	-	-	-	-	-	-	-	-	-	-	-	-	-	-	-	-	-
C22	Liver	-	-	-	-	1	-	-	2	1	4	4	6	9	1	1	2	-	31	10.58
C23-24	Gallbladder etc.	-	-	-	-	-	-	-	-	-	-	1	1	-	1	1	-	-	4	1.37
C25	Pancreas	-	-	-	-	-	-	-	-	-	2	1	2	4	-	-	-	-	9	3.07
C30-31	Nose, Sinuses etc.	-	-	-	-	-	-	-	-	-	-	-	-	-	-	-	-	-	-	-
C32	Larynx	-	-	-	-	-	-	-	2	2	-	2	1	-	-	-	-	-	7	2.39
C33-34	Lung etc.	-	-	-	1	-	1	3	1	-	-	5	2	2	4	6	4	-	29	9.90
C37-38	Other Thoracic Organs	-	-	-	-	-	-	-	-	-	-	-	-	-	-	-	-	-	-	-
C40-41	Bone	-	-	1	-	-	-	-	-	-	-	-	-	-	-	-	-	-	1	0.34
C43	Melanoma of Skin	-	-	-	-	-	1	-	-	-	-	-	-	-	-	-	-	-	1	0.34
C44	Other Skin	-	-	-	-	-	-	-	-	-	-	-	-	-	-	-	-	-	-	-
C45	Mesothelioma	-	-	-	-	-	-	-	-	-	-	-	-	-	-	-	-	-	-	-
C46	Kaposi Sarcoma	-	-	-	-	-	-	-	-	-	-	-	-	-	-	-	-	-	-	-
C47+C49	Conn. & Soft Tissue	-	-	-	-	-	-	-	-	-	-	-	-	-	-	-	-	-	-	-
C50	Breast	-	-	-	-	-	-	-	1	-	-	-	-	-	-	-	-	-	1	0.34
C60	Penis	-	-	-	-	-	-	-	-	-	-	-	-	2	-	-	-	-	2	0.68
C61	Prostate	-	-	-	-	-	-	-	-	-	-	-	-	-	-	1	-	-	1	0.34
C62	Testis	-	-	-	-	-	-	-	-	-	-	-	-	-	-	-	-	-	-	-
C63	Other Male Genital	-	-	-	-	-	-	-	-	-	-	-	-	-	-	-	-	-	-	-
C64	Kidney etc.	-	-	-	-	-	-	-	-	-	1	1	1	-	-	-	-	-	3	1.02
C65	Renal Pelvis	-	-	-	-	-	-	-	-	-	-	-	-	-	-	-	-	-	-	-
C66	Ureter	-	-	-	-	-	-	-	-	-	-	-	-	-	-	-	-	-	-	-
C67	Bladder	-	-	-	-	-	1	-	-	-	-	-	1	-	-	1	2	-	5	1.71
C68	Uns. Urinary Organs	-	-	-	-	-	-	-	-	-	-	-	-	-	-	-	-	-	-	-
C69	Eye	-	-	-	-	-	-	-	-	-	-	-	-	-	-	-	-	-	-	-
C70-72	Brain, Nervous System	-	-	-	-	1	-	-	1	-	-	-	1	-	1	-	-	-	4	1.37
C73	Thyroid	-	-	-	-	-	-	-	-	-	-	-	-	-	1	-	-	-	1	0.34
C74	Adrenal Gland	-	-	-	-	-	-	-	-	-	-	-	-	-	-	-	-	-	-	-
C77	Sec Lymph Nodes	-	-	-	-	-	1	-	3	1	5	1	2	2	4	5	5	-	29	9.90
C78	Sec Resp & Digestive	-	-	-	-	-	-	-	-	-	1	-	-	-	-	-	-	-	1	0.34
C79	Sec Others	-	-	-	-	-	-	-	-	-	-	-	-	-	-	-	-	-	-	-
C81	Hodgkins Disease	-	-	-	-	-	-	-	-	-	-	-	-	-	-	-	-	-	-	-
C82-85,C96	NHL	-	-	-	-	1	-	-	-	1	1	1	-	-	-	-	-	-	4	1.37
C90	Multiple Myeloma	-	-	-	-	-	-	-	-	-	-	-	-	-	-	-	-	-	-	-
C91	Lymphoid Leuk.	-	-	-	-	-	-	-	-	-	-	-	-	-	-	-	-	-	-	-
C92-94	Myeloid Leukaemia	-	-	-	1	-	-	1	1	2	2	-	-	1	-	1	1	-	10	3.41
C95	Leukaemia Uns	-	1	-	1	-	-	-	-	-	-	-	1	-	-	-	-	-	3	1.02
O&U	Other and Uns	-	-	-	-	-	-	1	-	-	3	1	4	1	1	-	-	-	11	3.75
	All Sites	-	1	1	4	3	6	7	15	18	42	30	41	33	34	30	28	-	293	100.00

**TABLE DIB-7 (b): Number of Cancer Deaths by Five Year Age Group and Site (ICD-10):
2005-2006 – Females**

%= Relative Proportion of Cancers of All Sites.

Dibrugarh District

ICD-10	Site	0-4	5-9	10-14	15-19	20-24	25-29	30-34	35-39	40-44	45-49	50-54	55-59	60-64	65-69	70-74	75+	Unkn	Total	%
C00	Lip	-	-	-	-	-	-	-	-	-	-	-	-	-	-	-	-	-	-	-
C01-02	Tongue	-	-	-	-	-	-	1	-	-	-	-	-	-	-	-	-	-	1	0.69
C03-06	Mouth	-	-	-	-	-	1	-	-	-	-	-	1	-	-	-	1	-	3	2.07
C07-8	Salivary Gland	-	-	-	-	-	-	-	-	-	-	-	-	-	-	-	-	-	-	-
C09	Tonsil	-	-	-	-	-	-	-	-	-	1	-	-	-	-	-	-	-	1	0.69
C10	Oth. Oropharynx	-	-	-	-	-	-	-	-	-	-	-	-	-	-	-	-	-	-	-
C11	Nasopharynx	-	-	-	-	-	-	-	-	-	-	-	-	-	-	-	-	-	-	-
C12-13	Hypopharynx	-	-	-	-	-	-	-	-	1	1	-	-	-	-	-	-	-	2	1.38
C14	Pharynx Unspecified	-	-	-	-	-	-	-	-	-	-	-	-	-	-	-	-	-	-	-
C15	Oesophagus	-	-	-	-	-	-	-	1	-	2	2	2	2	2	5	2	-	18	12.41
C16	Stomach	-	-	-	-	-	-	-	1	-	-	1	-	3	1	-	1	-	7	4.83
C17	Small Intestine	-	-	-	-	-	-	-	-	-	-	-	-	-	-	-	-	-	-	-
C18	Colon	-	-	-	-	-	-	-	1	-	1	-	-	-	-	1	-	-	3	2.07
C19-20	Rectum	-	-	-	-	-	-	-	-	-	-	-	-	2	-	1	-	-	3	2.07
C21	Anus & Anal Canal	-	-	-	-	-	-	-	-	-	-	-	-	-	-	-	-	-	-	-
C22	Liver	-	-	-	-	-	-	2	-	1	2	1	1	-	1	-	1	-	9	6.21
C23-24	Gallbladder etc.	-	-	-	-	1	-	-	-	1	3	2	3	6	2	2	1	-	21	14.48
C25	Pancreas	-	-	-	-	-	-	-	-	-	-	-	-	-	-	-	-	-	-	-
C30-31	Nose, Sinuses etc.	-	-	-	-	-	-	-	-	-	-	-	-	-	-	-	-	-	-	-
C32	Larynx	-	-	-	-	-	-	-	-	-	-	-	1	1	-	1	-	-	3	2.07
C33-34	Lung etc.	-	-	-	-	-	-	-	-	4	4	1	2	2	1	2	2	-	18	12.41
C37-38	Other Thoracic Organs	-	-	-	-	-	-	-	-	-	-	-	-	-	-	-	-	-	-	-
C40-41	Bone	-	-	-	-	-	-	-	-	-	-	-	-	-	-	1	1	-	2	1.38
C43	Melanoma of Skin	-	-	-	-	-	-	-	-	-	-	-	-	-	-	-	-	-	-	-
C44	Other Skin	-	-	-	-	-	-	-	-	-	-	-	-	-	-	-	-	-	-	-
C45	Mesothelioma	-	-	-	-	-	-	-	-	-	-	-	-	-	-	-	-	-	-	-
C46	Kaposi Sarcoma	-	-	-	-	-	-	-	-	-	-	-	-	-	-	-	-	-	-	-
C47+C49	Conn. & Soft Tissue	-	-	-	-	-	-	-	-	-	-	-	-	-	1	-	-	-	1	0.69
C50	Breast	-	-	-	-	-	-	-	2	3	1	2	2	-	2	-	1	-	13	8.97
C51	Vulva	-	-	-	1	-	-	-	-	-	-	-	-	-	-	-	-	-	1	0.69
C52	Vagina	-	-	-	-	-	-	-	-	-	-	-	-	-	-	-	1	-	1	0.69
C53	Cervix Uteri	-	-	-	-	-	-	-	-	-	1	1	-	-	-	-	-	-	2	1.38
C54	Corpus Uteri	-	-	-	-	-	-	-	-	1	1	-	-	-	-	-	-	-	2	1.38
C55	Uterus Unspecified	-	-	-	-	-	-	-	-	-	-	-	-	-	2	-	-	-	2	1.38
C56	Ovary etc.	-	-	-	-	-	-	1	1	-	2	-	-	-	-	-	-	-	4	2.76
C57	Other Female Genital	-	-	-	-	-	-	-	-	-	-	-	-	-	-	-	-	-	-	-
C58	Placenta	-	-	-	-	-	-	-	-	-	-	-	-	-	-	-	-	-	-	-
C64	Kidney etc.	1	-	-	-	-	-	-	-	-	-	-	-	-	-	-	-	-	1	0.69
C65	Renal Pelvis	-	-	-	-	-	-	-	-	-	-	-	-	-	-	-	-	-	-	-
C66	Ureter	-	-	-	-	-	-	-	-	-	-	-	-	-	-	-	-	-	-	-
C67	Bladder	-	-	-	-	-	-	-	-	-	-	-	-	-	-	-	-	-	-	-
C68	Uns.Urinary Organs	-	-	-	-	-	-	-	-	-	-	-	-	-	-	-	-	-	-	-
C69	Eye	-	-	-	-	-	-	-	-	-	-	-	-	-	-	-	-	-	-	-
C70-72	Brain, Nervous System	-	-	-	-	-	1	-	1	-	-	-	-	-	-	-	-	-	2	1.38
C73	Thyroid	-	-	-	-	-	-	-	1	-	-	-	-	-	-	1	-	-	2	1.38
C74	Adrenal Gland	-	-	-	-	-	-	-	-	-	-	-	-	-	-	-	-	-	-	-
C77	Sec Lymph Nodes	-	-	1	-	1	-	-	-	-	3	1	1	-	-	1	1	-	9	6.21
C78	Sec Resp & Digestive	-	-	-	-	-	-	1	-	-	-	-	-	-	1	-	-	-	2	1.38
C79	Sec Others	-	-	-	-	-	-	-	-	-	-	-	-	-	-	-	-	-	-	-
C81	Hodgkins Disease	-	-	-	-	-	-	-	-	-	-	-	-	-	-	-	-	-	-	-
C82-85,C96	NHL	-	-	-	-	-	-	-	-	-	-	-	-	1	-	-	-	-	1	0.69
C90	Multiple Myeloma	-	-	-	-	-	-	-	-	-	-	-	-	-	-	-	-	-	-	-
C91	Lymphoid Leuk.	-	-	-	-	-	-	-	-	-	-	-	-	-	-	-	-	-	-	-
C92-94	Myeloid Leukaemia	-	-	1	1	-	-	-	-	-	1	1	-	-	-	-	-	-	4	2.76
C95	Leukaemia Uns	-	-	-	-	-	-	-	-	-	-	1	-	-	-	-	-	-	1	0.69
O&U	Other and Uns	-	-	-	-	1	1	1	-	-	1	-	-	1	-	1	-	-	6	4.14
	All Sites	1	-	2	1	4	3	6	8	11	24	13	13	18	13	16	12	-	145	100.00

TABLE: DIB-8(a):
Average Annual Age Specific, Crude (CR), Age Adjusted (AAR) (with Standard Error(SE)) and
Truncated (35-64 Yrs) (TR) Mortality Rate per 100,000 population: 2005-2006 - Males
Dibrugarh District

ICD-10	0-4	5-9	10-14	15-19	20-24	25-29	30-34	35-39	40-44	45-49	50-54	55-59	60-64	65-69	70-74	>75	CR	AAR	SE	TR
C00	-	-	-	-	-	-	-	-	-	-	-	-	-	-	-	-	-	-	-	-
C01-02	-	-	-	-	-	-	-	-	2.5	2.9	-	-	-	5.4	13.6	13.6	0.7	1.0	0.35	1.0
C03-06	-	-	-	-	-	-	1.0	-	1.2	1.5	-	2.8	3.5	5.4	6.8	6.8	0.6	0.9	0.33	1.3
C07-8	-	-	-	-	-	-	-	-	-	-	1.9	-	-	-	-	-	0.1	0.1	0.10	0.3
C09	-	-	-	-	-	-	-	-	-	-	-	-	-	-	-	-	-	-	-	-
C10	-	-	-	-	-	-	-	-	-	-	-	-	3.5	-	-	-	0.1	0.1	0.14	0.4
C11	-	-	-	-	-	0.9	-	-	1.2	-	-	-	-	-	-	-	0.2	0.1	0.10	0.2
C12-13	-	-	-	-	-	-	-	0.9	-	2.9	1.9	5.6	-	26.8	6.8	6.8	1.0	1.6	0.47	1.8
C14	-	-	-	-	-	-	-	-	-	1.5	-	-	-	5.4	-	-	0.2	0.2	0.18	0.3
C15	-	-	-	0.8	-	-	-	0.9	8.6	16.0	19.4	28.0	20.8	32.2	47.6	61.0	5.2	7.7	0.96	14.4
C16	-	-	-	-	-	0.9	-	1.8	-	5.8	1.9	11.2	6.9	32.2	13.6	6.8	1.8	2.7	0.59	4.1
C17	-	-	-	-	-	-	-	-	-	-	-	-	-	-	-	-	-	-	-	-
C18	-	-	-	-	-	-	-	-	-	2.9	-	5.6	6.9	-	6.8	-	0.5	0.8	0.31	2.2
C19-20	-	-	-	-	-	-	1.0	-	-	-	-	-	-	5.4	-	-	0.2	0.2	0.17	-
C21	-	-	-	-	-	-	-	-	-	-	-	-	-	-	-	-	-	-	-	-
C22	-	-	-	-	0.8	-	-	1.8	1.2	5.8	7.8	16.8	31.2	5.4	6.8	13.6	2.4	3.5	0.64	9.2
C23-24	-	-	-	-	-	-	-	-	-	-	1.9	2.8	-	5.4	6.8	-	0.3	0.5	0.26	0.7
C25	-	-	-	-	-	-	-	-	-	2.9	1.9	5.6	13.8	-	-	-	0.7	1.0	0.36	3.4
C30-31	-	-	-	-	-	-	-	-	-	-	-	-	-	-	-	-	-	-	-	-
C32	-	-	-	-	-	-	-	1.8	2.5	-	3.9	2.8	-	-	-	-	0.5	0.6	0.22	1.8
C33-34	-	-	-	0.8	-	0.9	3.0	0.9	-	-	9.7	5.6	6.9	21.5	40.8	27.1	2.2	3.4	0.65	3.4
C37-38	-	-	-	-	-	-	-	-	-	-	-	-	-	-	-	-	-	-	-	-
C40-41	-	-	0.6	-	-	-	-	-	-	-	-	-	-	-	-	-	0.1	0.1	0.06	-
C43	-	-	-	-	-	0.9	-	-	-	-	-	-	-	-	-	-	0.1	0.1	0.07	-
C44	-	-	-	-	-	-	-	-	-	-	-	-	-	-	-	-	-	-	-	-
C45	-	-	-	-	-	-	-	-	-	-	-	-	-	-	-	-	-	-	-	-
C46	-	-	-	-	-	-	-	-	-	-	-	-	-	-	-	-	-	-	-	-
C47+C49	-	-	-	-	-	-	-	-	-	-	-	-	-	-	-	-	-	-	-	-
C50	-	-	-	-	-	-	-	0.9	-	-	-	-	-	-	-	-	0.1	0.1	0.05	0.2
C60	-	-	-	-	-	-	-	-	-	-	-	-	6.9	-	-	-	0.2	0.3	0.20	0.9
C61	-	-	-	-	-	-	-	-	-	-	-	-	-	-	6.8	-	0.1	0.1	0.14	-
C62	-	-	-	-	-	-	-	-	-	-	-	-	-	-	-	-	-	-	-	-
C63	-	-	-	-	-	-	-	-	-	-	-	-	-	-	-	-	-	-	-	-
C64	-	-	-	-	-	-	-	-	1.5	1.9	2.8	-	-	-	-	-	0.2	0.3	0.17	1.0
C65	-	-	-	-	-	-	-	-	-	-	-	-	-	-	-	-	-	-	-	-
C66	-	-	-	-	-	-	-	-	-	-	-	-	-	-	-	-	-	-	-	-
C67	-	-	-	-	-	0.9	-	-	-	-	-	2.8	-	-	6.8	13.6	0.4	0.6	0.27	0.4
C68	-	-	-	-	-	-	-	-	-	-	-	-	-	-	-	-	-	-	-	-
C69	-	-	-	-	-	-	-	-	-	-	-	-	-	-	-	-	-	-	-	-
C70-72	-	-	-	-	0.8	-	-	0.9	-	-	-	2.8	-	5.4	-	-	0.3	0.4	0.21	0.5
C73	-	-	-	-	-	-	-	-	-	-	-	-	-	5.4	-	-	0.1	0.2	0.16	-
C74	-	-	-	-	-	-	-	-	-	-	-	-	-	-	-	-	-	-	-	-
C77	-	-	-	-	-	0.9	-	2.7	1.2	7.3	1.9	5.6	6.9	21.5	34.0	33.9	2.2	3.3	0.65	4.1
C78	-	-	-	-	-	-	-	-	-	1.5	-	-	-	-	-	-	0.1	0.1	0.09	0.3
C79	-	-	-	-	-	-	-	-	-	-	-	-	-	-	-	-	-	-	-	-
C81	-	-	-	-	-	-	-	-	-	-	-	-	-	-	-	-	-	-	-	-
C82-85,C96	-	-	-	-	0.8	-	-	-	1.2	1.5	1.9	-	-	-	-	-	0.3	0.3	0.16	0.8
C90	-	-	-	-	-	-	-	-	-	-	-	-	-	-	-	-	-	-	-	-
C91	-	-	-	-	-	-	-	-	-	-	-	-	-	-	-	-	-	-	-	-
C92-94	-	-	-	0.8	-	-	1.0	0.9	2.5	2.9	-	-	3.5	-	6.8	6.8	0.8	0.9	0.31	1.7
C95	-	0.7	-	0.8	-	-	-	-	-	-	-	2.8	-	-	-	-	0.2	0.3	0.15	0.4
O&U	-	-	-	-	-	-	1.0	-	-	4.4	1.9	11.2	3.5	5.4	-	-	0.8	1.2	0.36	3.0
All	-	0.7	0.6	3.2	2.5	5.4	7.0	13.7	22.1	60.9	58.3	114.9	114.2	182.3	204.2	189.9	22.6	32.7	1.98	57.7

TABLE: DIB-8(b):
Average Annual Age Specific, Crude (CR), Age Adjusted (AAR) (with Standard Error(SE)) and
Truncated (35-64 Yrs) (TR) Mortality Rate per 100,000 population: 2005-2006 - Females
Dibrugarh District

ICD-10	0-4	5-9	10-14	15-19	20-24	25-29	30-34	35-39	40-44	45-49	50-54	55-59	60-64	65-69	70-74	>75	CR	AAR	SE	TR
C00	-	-	-	-	-	-	-	-	-	-	-	-	-	-	-	-	-	-	-	-
C01-02	-	-	-	-	-	-	1.0	-	-	-	-	-	-	-	-	-	0.1	0.1	0.06	-
C03-06	-	-	-	-	-	0.8	-	-	-	-	-	3.4	-	-	-	8.4	0.2	0.4	0.23	0.4
C07-8	-	-	-	-	-	-	-	-	-	-	-	-	-	-	-	-	-	-	-	-
C09	-	-	-	-	-	-	-	-	-	1.7	-	-	-	-	-	-	0.1	0.1	0.10	0.3
C10	-	-	-	-	-	-	-	-	-	-	-	-	-	-	-	-	-	-	-	-
C11	-	-	-	-	-	-	-	-	-	-	-	-	-	-	-	-	-	-	-	-
C12-13	-	-	-	-	-	-	-	-	1.5	1.7	-	-	-	-	-	-	0.2	0.2	0.14	0.6
C14	-	-	-	-	-	-	-	-	-	-	-	-	-	-	-	-	-	-	-	-
C15	-	-	-	-	-	-	-	1.0	-	3.5	5.1	6.8	7.1	10.4	40.1	16.8	1.5	2.5	0.61	3.5
C16	-	-	-	-	-	-	-	1.0	-	-	2.5	-	10.6	5.2	-	8.4	0.6	0.9	0.36	2.0
C17	-	-	-	-	-	-	-	-	-	-	-	-	-	-	-	-	-	-	-	-
C18	-	-	-	-	-	-	-	1.0	-	1.7	-	-	-	-	8.0	-	0.2	0.3	0.20	0.5
C19-20	-	-	-	-	-	-	-	-	-	-	-	-	7.1	-	8.0	-	0.2	0.4	0.26	0.9
C21	-	-	-	-	-	-	-	-	-	-	-	-	-	-	-	-	-	-	-	-
C22	-	-	-	-	-	-	1.9	-	1.5	3.5	2.5	3.4	-	5.2	-	8.4	0.7	1.0	0.35	1.8
C23-24	-	-	-	-	0.8	-	-	-	1.5	5.2	5.1	10.2	21.2	10.4	16.0	8.4	1.7	2.8	0.62	6.2
C25	-	-	-	-	-	-	-	-	-	-	-	-	-	-	-	-	-	-	-	-
C30-31	-	-	-	-	-	-	-	-	-	-	-	-	-	-	-	-	-	-	-	-
C32	-	-	-	-	-	-	-	-	-	-	-	3.4	3.5	-	8.0	-	0.2	0.4	0.25	0.9
C33-34	-	-	-	-	-	-	-	-	6.0	7.0	2.5	6.8	7.1	5.2	16.0	16.8	1.5	2.3	0.55	4.7
C37-38	-	-	-	-	-	-	-	-	-	-	-	-	-	-	-	-	-	-	-	-
C40-41	-	-	-	-	-	-	-	-	-	-	-	-	-	-	8.0	8.4	0.2	0.3	0.23	-
C43	-	-	-	-	-	-	-	-	-	-	-	-	-	-	-	-	-	-	-	-
C44	-	-	-	-	-	-	-	-	-	-	-	-	-	-	-	-	-	-	-	-
C45	-	-	-	-	-	-	-	-	-	-	-	-	-	-	-	-	-	-	-	-
C46	-	-	-	-	-	-	-	-	-	-	-	-	-	-	-	-	-	-	-	-
C47+C49	-	-	-	-	-	-	-	-	-	-	-	-	-	5.2	-	-	0.1	0.2	0.16	-
C50	-	-	-	-	-	-	-	2.0	4.5	1.7	5.1	6.8	-	10.4	-	8.4	1.1	1.5	0.43	3.3
C51	-	-	-	-	0.8	-	-	-	-	-	-	-	-	-	-	-	0.1	0.1	0.07	-
C52	-	-	-	-	-	-	-	-	-	-	-	-	-	-	-	8.4	0.1	0.2	0.17	-
C53	-	-	-	-	-	-	-	-	-	1.7	2.5	-	-	-	-	-	0.2	0.2	0.16	0.7
C54	-	-	-	-	-	-	-	-	1.5	1.7	-	-	-	-	-	-	0.2	0.2	0.14	0.6
C55	-	-	-	-	-	-	-	-	-	-	-	-	-	10.4	-	-	0.2	0.3	0.22	-
C56	-	-	-	-	-	-	1.0	1.0	-	3.5	-	-	-	-	-	-	0.3	0.3	0.17	0.9
C57	-	-	-	-	-	-	-	-	-	-	-	-	-	-	-	-	-	-	-	-
C58	-	-	-	-	-	-	-	-	-	-	-	-	-	-	-	-	-	-	-	-
C64	0.9	-	-	-	-	-	-	-	-	-	-	-	-	-	-	-	0.1	0.1	0.11	-
C65	-	-	-	-	-	-	-	-	-	-	-	-	-	-	-	-	-	-	-	-
C66	-	-	-	-	-	-	-	-	-	-	-	-	-	-	-	-	-	-	-	-
C67	-	-	-	-	-	-	-	-	-	-	-	-	-	-	-	-	-	-	-	-
C68	-	-	-	-	-	-	-	-	-	-	-	-	-	-	-	-	-	-	-	-
C69	-	-	-	-	-	-	-	-	-	-	-	-	-	-	-	-	-	-	-	-
C70-72	-	-	-	-	-	0.8	-	1.0	-	-	-	-	-	-	-	-	0.2	0.1	0.09	0.2
C73	-	-	-	-	-	-	-	1.0	-	-	-	-	-	-	8.0	-	0.2	0.2	0.17	0.2
C74	-	-	-	-	-	-	-	-	-	-	-	-	-	-	-	-	-	-	-	-
C77	-	-	0.7	-	0.8	-	-	-	-	5.2	2.5	3.4	-	-	8.0	8.4	0.7	1.0	0.36	1.9
C78	-	-	-	-	-	-	1.0	-	-	-	-	-	-	5.2	-	-	0.2	0.2	0.17	-
C79	-	-	-	-	-	-	-	-	-	-	-	-	-	-	-	-	-	-	-	-
C81	-	-	-	-	-	-	-	-	-	-	-	-	-	-	-	-	-	-	-	-
C82-85,C96	-	-	-	-	-	-	-	-	-	-	-	-	3.5	-	-	-	0.1	0.1	0.14	0.5
C90	-	-	-	-	-	-	-	-	-	-	-	-	-	-	-	-	-	-	-	-
C91	-	-	-	-	-	-	-	-	-	-	-	-	-	-	-	-	-	-	-	-
C92-94	-	-	0.7	0.8	-	-	-	-	-	1.7	2.5	-	-	-	-	-	0.3	0.4	0.19	0.7
C95	-	-	-	-	-	-	-	-	-	-	2.5	-	-	-	-	-	0.1	0.1	0.13	0.4
O&U	-	-	-	-	0.8	0.8	1.0	-	-	1.7	-	-	3.5	-	8.0	-	0.5	0.6	0.26	0.8
All	0.9	-	1.3	0.8	3.4	2.5	5.8	8.0	16.5	41.9	32.8	44.2	63.6	67.8	128.4	101.0	11.8	17.7	1.53	32.1

**TABLE: DIB-9(a): Cumulative Rate (Cu.Rate%) & Cumulative Risk (Cu.Risk) of Individual Sites (ICD-10) Based Age Specific Rates (from 0-64 Years and from 0-74 Years) : 2005-2006 - Males
Dibrugarh District**

ICD-10	Site	0 - 64 Years		0 - 74 Years	
		Cu. Rate %	Cu. Risk	Cu. Rate%	Cu. Risk
C00	Lip	0.04	0.04	0.11	0.11
C01-02	Tongue	0.27	0.27	0.49	0.48
C03-06	Mouth	0.50	0.50	0.87	0.87
C07-8	SalivaryGland	0.03	0.03	0.09	0.09
C09	Tonsil	0.08	0.08	0.21	0.20
C10	Oth. Oropharynx	0.07	0.07	0.10	0.10
C11	Nasopharynx	0.03	0.03	0.03	0.03
C12-13	Hypopharynx	0.70	0.70	1.80	1.78
C14	Pharynx Unspecified	0.11	0.11	0.24	0.24
C15	Oesophagus	1.28	1.27	2.46	2.43
C16	Stomach	0.44	0.44	0.91	0.90
C17	Small Intestine	0.01	0.01	0.01	0.01
C18	Colon	0.17	0.17	0.28	0.28
C19-20	Rectum	0.15	0.15	0.24	0.24
C21	Anus & Anal Canal	0.05	0.05	0.05	0.05
C22	Liver	0.30	0.30	0.43	0.43
C23-24	Gallbladder etc.	0.18	0.18	0.31	0.31
C25	Pancreas	0.11	0.11	0.11	0.11
C30-31	Nose, Sinuses etc.	-	-	0.03	0.03
C32	Larynx	0.30	0.30	0.45	0.45
C33-34	Lung etc.	0.35	0.35	0.88	0.87
C37-38	Other Thoracic Organs	0.04	0.04	0.04	0.04
C40-41	Bone	0.03	0.03	0.03	0.03
C43	Melanoma of Skin	0.02	0.02	0.02	0.02
C44	Other Skin	0.06	0.06	0.11	0.11
C45	Mesothelioma	-	-	-	-
C46	Kaposi Sarcoma	-	-	-	-
C47+C49	Conn. & Soft Tissue	0.05	0.05	0.08	0.08
C50	Breast	0.01	0.01	0.01	0.01
C60	Penis	0.05	0.05	0.07	0.07
C61	Prostate	0.04	0.04	0.10	0.10
C62	Testis	0.03	0.03	0.03	0.03
C63	Other Male Genital	0.02	0.02	0.02	0.02
C64	Kidneyetc.	0.09	0.09	0.09	0.09
C65	Renal Pelvis	-	-	-	-
C66	Ureter	-	-	-	-
C67	Bladder	0.05	0.05	0.23	0.23
C68	Uns.UrinaryOrgans	-	-	-	-
C69	Eye	0.01	0.01	0.01	0.01
C70-72	Brain,Nervous System	0.10	0.10	0.12	0.12
C73	Thyroid	0.02	0.02	0.02	0.02
C74	Adrenal Gland	-	-	-	-
C77	Sec Lymph Nodes	0.44	0.44	0.93	0.92
C78	Sec Resp& Digestive	0.01	0.01	0.07	0.07
C79	Sec Others	0.02	0.02	0.02	0.02
C81	Hodgkins Disease	-	-	-	-
C82-85,C96	NHL	0.11	0.11	0.11	0.11
C90	Multiple Myeloma	-	-	0.03	0.03
C91	Lymphoid Leuk.	0.02	0.02	0.02	0.02
C92-94	Myeloid Leukaemia	0.14	0.14	0.18	0.18
C95	Leukaemia Uns	0.02	0.02	0.02	0.02
O&U	Other and Uns	0.16	0.16	0.28	0.28
	All Sites	6.69	6.47	12.71	11.94

**TABLE: DIB-9(b): Cumulative Rate (Cu.Rate%) & Cumulative Risk (Cu.Risk) of Individual Sites (ICD-10) Based Age Specific Rates (from 0-64 Years and from 0-74 Years) : 2005-2006 - Females
Dibrugarh District**

ICD-10	Site	0 - 64 Years		0 - 74 Years	
		Cu. Rate %	Cu. Risk	Cu. Rate%	Cu. Risk
C00	Lip	0.03	0.03	0.03	0.03
C01-02	Tongue	0.02	0.02	0.14	0.14
C03-06	Mouth	0.18	0.18	0.32	0.32
C07-8	SalivaryGland	0.02	0.02	0.08	0.08
C09	Tonsil	0.01	0.01	0.06	0.06
C10	Oth. Oropharynx	0.01	0.01	0.01	0.01
C11	Nasopharynx	0.02	0.02	0.02	0.02
C12-13	Hypopharynx	0.23	0.23	0.43	0.43
C14	Pharynx Unspecified	0.01	0.01	0.01	0.01
C15	Oesophagus	0.88	0.87	1.66	1.64
C16	Stomach	0.34	0.34	0.42	0.42
C17	Small Intestine	0.02	0.02	0.02	0.02
C18	Colon	0.06	0.06	0.31	0.31
C19-20	Rectum	0.12	0.12	0.16	0.16
C21	Anus & Anal Canal	0.01	0.01	0.01	0.01
C22	Liver	0.14	0.14	0.30	0.30
C23-24	Gallbladder etc.	0.46	0.46	0.91	0.91
C25	Pancreas	0.07	0.07	0.07	0.07
C30-31	Nose, Sinuses etc.	0.03	0.03	0.03	0.03
C32	Larynx	0.01	0.01	0.08	0.08
C33-34	Lung etc.	0.12	0.12	0.12	0.12
C37-38	Other Thoracic Organs	0.01	0.01	0.01	0.01
C40-41	Bone	0.04	0.04	0.12	0.12
C43	Melanoma of Skin	0.00	0.00	0.00	0.00
C44	Other Skin	-	-	0.05	0.05
C45	Mesothelioma	-	-	-	-
C46	Kaposi Sarcoma	-	-	-	-
C47+C49	Conn. & Soft Tissue	0.09	0.09	0.13	0.13
C50	Breast	0.82	0.82	1.10	1.09
C51	Vulva	0.02	0.02	0.04	0.04
C52	Vagina	0.02	0.02	0.02	0.02
C53	Cervix Uteri	0.45	0.45	0.55	0.55
C54	Corpus Uteri	0.13	0.13	0.13	0.13
C55	Uterus Unspecified	0.09	0.09	0.12	0.12
C56	Ovary etc.	0.46	0.46	0.55	0.55
C57	Other Female Genital	-	-	-	-
C58	Placenta	0.00	0.00	0.00	0.00
C64	Kidneyetc.	0.02	0.02	0.02	0.02
C65	Renal Pelvis	-	-	-	-
C66	Ureter	-	-	-	-
C67	Bladder	0.01	0.01	0.01	0.01
C68	Uns.UrinaryOrgans	-	-	-	-
C69	Eye	-	-	-	-
C70-72	Brain,Nervous System	0.07	0.07	0.07	0.07
C73	Thyroid	0.04	0.04	0.08	0.08
C74	Adrenal Gland	0.02	0.02	0.02	0.02
C77	Sec Lymph Nodes	0.21	0.21	0.28	0.28
C78	Sec Resp& Digestive	0.03	0.03	0.06	0.06
C79	Sec Others	0.03	0.03	0.06	0.06
C81	Hodgkins Disease	0.00	0.00	0.00	0.00
C82-85,C96	NHL	0.11	0.11	0.15	0.15
C90	Multiple Myeloma	0.11	0.11	0.11	0.11
C91	Lymphoid Leuk.	-	-	-	-
C92-94	Myeloid Leukaemia	0.11	0.11	0.16	0.16
C95	Leukaemia Uns	0.01	0.01	0.01	0.01
O&U	Other and Uns	0.09	0.09	0.19	0.19
	All Sites	5.79	5.63	9.22	8.81

POPULATION BASED CANCER REGISTRY, KAMRUP URBAN DISTRICT Dr. B. Borooah Cancer Institute, Guwahati

Dr. J. D. Sharma

Principal Investigator, (Chief Consultant and HOD, Department of Pathology)

INTRODUCTION:

Population Based Cancer Registry (PBCR)-Guwahati is one of the 6 North East PBCRs under the NCRP. It is situated in the Department of Pathology of Dr B. Borooah Cancer Institute, Guwahati-a Regional Cancer Centre, a centre for comprehensive cancer treatment for the whole N.E. region. The establishment of this project may be considered as a sequel of another project under (WHO sponsored) NCRP -ICMR "Development Of An Atlas Of Cancer In India" of which the department of Pathology of Dr B. Borooah Cancer Institute, has been one of the collaborating units.

NE region is a conglomeration of seven sister states and Sikkim. This region is known for its rich forest wealth with variety of flora and fauna. It is the region where the world famous Mawsinram and Cherrapunji is located. It is a land of ethnic, religious, linguistic and socio-cultural diversity. It has a total area of 2, 55,089 sq km and a population of 38,495,089 (2001 census).

Assam is the sentinel of North - East India. The state is close to India's international borders with Bangladesh and Bhutan. It is surrounded by Bhutan and Arunachal Pradesh on the north, Manipur, Nagaland and Arunachal Pradesh on the east and Meghalaya, Tripura and Mizoram on the South and West Bengal and Bangladesh on the west. Assam is famous for its world class tea, national parks, and wild -life Sanctuaries, crude oil and natural gases. The Kaziranga National Park is the abode of the famous one -horned rhino. Assam covers an area of 78,438 sq km with a population of 26,638,407.

Guwahati, the state capital of Assam has been called a gateway to the N.E. region; having links with the entire N.E. region & the rest of the India by all routes of travel and communication. It is situated at the foothills of the Nilachal hill with the temple of Goddess Kamakhya, and on the bank of mighty river Brahmaputra. Dr B. Borooah Cancer Institute, a regional cancer centre, caters to the needs of the cancer patients of the N.E and adjoining parts of Bengal and Bihar. It is a referral hospital for all major hospitals of Guwahati city, Assam and N.E (private and Govt.).

The PBCR, covers the Kamrup Urban District with a population as per 2001 census of 9,00,518 of which 4,90,772 are males and 4,09,746 are females according to census report 2001. Kamrup district covers an area of 4345 sq km. It is situated in 26.11 north latitude and 96.46 east longitude approximately 200 meter (656 feet) above sea level (ref.: New Horizon in Geography - Great World Atlas, Publisher McMillan, London).

Our registry started functioning from July 2003. The process of collection of data on cancer patient is

an active one (cancer is not notifiable in India) with participation of different sources of registration. Dr. B Borooah Cancer Institute , a regional cancer centre is the main source of registration where approximately 60-70% of PBCR data on cancer from Kamrup Urban District is available. Direct interview is possible in more than 80% of registered cases. The rest are available from case files & clinician notes. Other than BCCI there are 31 hospitals & 25 diagnostic centres, along with one pain & palliative care centre and a state referral board in the registry area; where SI of PBCR extract data on cancer patients from their medical records. Direct interview with patients/ relatives are also possible in those centre (50-60 %); where either PBCR staff or record officers of that centre interacted. Information of cancer patients from PBCR area who go outside for seeking treatment has been available periodically to registry office or through NCRP head quarter.

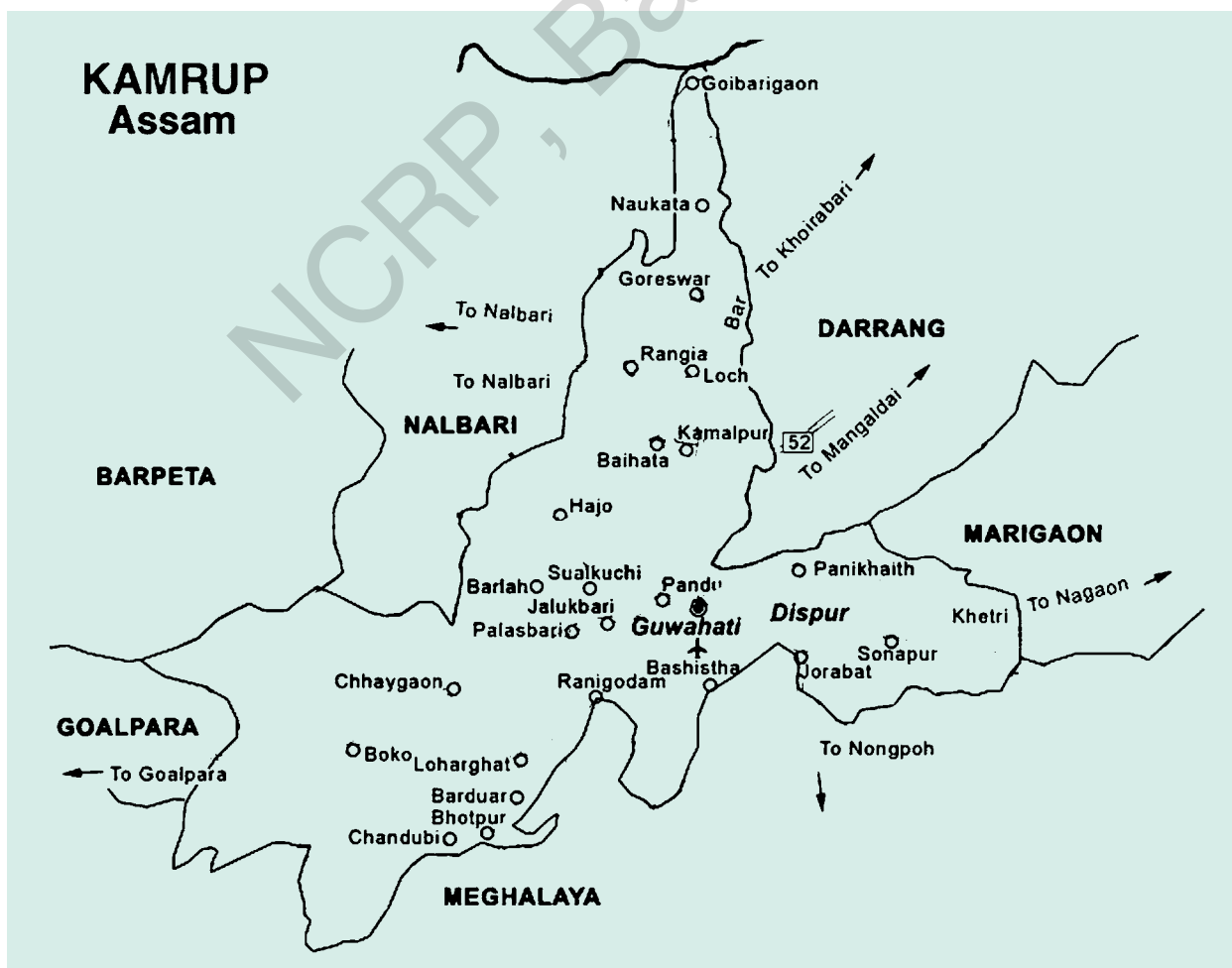
Information on mortality is available from birth & death registration centres (12 nos.); where information is collected by SI; by visiting periodically & matched with incidence data to calculate DCO & M/I-ratios.

Data collected in prescribed Core proforma (NCRP-ICMR) are entered in computer. Duplicate & other consistency checks are carried out manually & by computer. Data thus accrued are sent to NCRP head quarter where a series of consistency checks are carried out & different incidence/ mortality ratios are calculated & tabulation prepared.

Sources of Registration

Dr. B. Borooah Cancer Institute is the main source of registration of PBCR-Guwahati. There are other sources in Kamrup Urban area including 29 hospitals and 22 diagnostic centres, along with one pain and palliative care centre and a state referral board.

List Of Hospitals	Resource Person
1) Guwahati Medical College Hospital, Bhangagarh, Guwahati	Superintendent, GMCH
2) Mohendra Mohan Choudhury Hospital, Panbazar, Guwahati-1	Superintendent, MMCH
3) Central Hospital, N.F. Railway ,Maligaon	Medical Superintendent
4) Army Hospital, Basistha, Guwahati	Pathologist
5) C.R.PF Hospital, 9th Mile Guwahati	Pathologist
6) Downtown Hospital, G.S. Road, Guwahati-6	Dr. N. N. Dutta, CMD
7) Good Health Hospital, Dispur, Guwahati	Dr. R. Bhuyan, CMD
8) Gurucharan Hospital, Paltan Bazaar	Superintendent
9) Good Friend Hospital, Ulubari, Guwahati	Dr. B. Goswami
10) Marwary Maternity Hospital, Guwahati	Mr. L.N. More, President
11) Kalicharan Das Hospital, Kalapahar,Guwahati-16	Superintendent
12) East End Nursing Home, Bamunimaidan, Guwahati-21	Dr. D. Goswami, CMD
13) Care Home Nursing Home, Bamunimaidan,Guwahati-21	Superintendent
14) Nightangle Hospital, Guwahati	Dr. Gautam Khawnd
15) Nemcare Hospital, G.S. Road Guwahati-5	Dr. Mihir Baruah
16) Green View Hospital, Guwahati	Superintendent



17) Wintrobe Hospital, Ambari, Guwahati-1	Dr. T. Baruah, CMD
18) International Hospital, G.S.road, Guwahati-5	Dr. R.N.S., Medical Superintendent
19) City Heart Hospital, Guwahati	Dr. H. Choudhury, Proprietor
20) Guwahati Neurological Research Centre, Dispur, Guwahati-6	Dr. N.C. Bora, CMD
21) Swagat Endo Laproscopy Centre	Dr. S. Khanna, CMD
22) Dispur Polyclinic, Dispur Guwahati-6	Dr. J. Bordoloi, CMD
23) Central Nursing Home, Beltola Road Guwahati	Dr. Bolen Baishya, Director
24) Midland Nursing Home	Dr. H. Gogoi
25) Brahmaputra Hospital	Pathologist
26) Agile Hospital, Khanapara	Dr. P Mahanta, Proprietor
27) Aruna Memorial Nursing Home	Dr. Indrajit Sharma, Director
28) Dr. B. Borooah Cancer Institute, Gopinath Nagar, Guwahati-16	Dr. A.C. Kataki, Director
29) Pain and Palliative Clinic	Dr. D. Goswami

X-ray Centres

1) Primus	Dr. N. Medhi
2) X-ray Centre	Dr. M.I. Agarwala
3) Modern CT Centre	
4) Saraighat X-ray Centre	Dr. U. Bhuyan
5) Miburi	
6) Luit X-ray Centre	
7) City X-ray Centre	

Lists Of Laboratories

1) Sky Lab Diagnostic Centre, Ulubari	Dr. S. Todi
2) Ekopath, G.S. Road Guwahati-5	Dr. Ronika N. Baruah
3) Ganga Laboratory and Research (V) H Centre	Dr. Anuradha
4) Rapid Diagnostic, Guwahati	Dr. Heramba Bora
5) Sahariias Path Lab, Guwahati	Dr. D. Saharia
6) Pulse Diagnostics, Guwahati	Dr. B. Agarwala
7) Adlab Diagnostic Centre, Guwahati Club	Dr. B. Agarwala
8) Ultra Lab, Guwahati	Dr. M. Choudhury
9) Health Care, Guwahati	Dr. Rupjyoti. Phukan
10) High Tech Diagnostic Centre, Guwahati	Dr. P. Baruah
11) Central Clinical Laboratory, Guwahati	Dr. T. Baruah
12) Rapticure Diagnostic Centre, Guwahati	Dr. Tharad
13) Northeast Haematological Laboratory, Guwahati	Dr. P. K. Gogoi
14) Life Line Diagnostic	Dr. K. C. Barman

Sources Of Death Registration

- | | |
|-----------------------------------------------------------------|----------------------------------------|
| 1) Dr. B. Borooah Cancer Institute, Gopinath Nagar, Guwahati-16 | Dr. A.C. Kataki, Director |
| 2) Urban Health Centre (Death Registration Centre), Guwahati | Dr. B. Choudhury, Urban Health Officer |

List of Sources/Institutions outside PBCR where patients go for Diagnosis/Treatment**List of Hospitals****Resource Person**

- | | |
|-----------------------------------------------------------------------|----------|
| 1) Tata Memorial Hospital, Mumbai | Director |
| 2) PGI, Chandigarh | Director |
| 3) GB Pant Hospital, New Delhi | Director |
| 4) Apollo Hospitals, 320 Anna Salai, Chennai | Director |
| 5) Institute Rotary Cancer Hospital, New Delhi | Director |
| 6) Apollo Hospitals, 21 Greaves Lane, Chennai | Director |
| 7) Christian Medical College Hospital, Vellore | Director |
| 8) Kidwai Memorial Institute of Oncology, Bangalore | Director |
| 9) Cancer Institute (w/o) Adyar, Chennai | Director |
| 10) Regional Cancer Centre, Thiruvananthapuram | Director |
| 11) Chittaranjan National Cancer Institute & Research Centre, Kolkata | Director |
| 12) Cancer Care & Welfare Home, Kolkata | Director |
| 13) Cancer Centre and Welfare Home, Thakurpukur - Kolkata | Director |

Registry Staff

- | | | |
|----------------------------------|---|--------------------------|
| Dr. Debanjana Guha | : | Medical Research Officer |
| Ms. Gitanjali Devi | : | Statistician |
| Mrs. Arpita Sharma | : | Computer Programmer |
| Mr. Jamil Ahmed Barbhuiya | : | Social Investigator |
| Mr. Ranjan Lahon | : | Social Investigator |
| Ms. Barsha Roy | : | Social Investigator |

Figure KUD-1
Population Pyramid showing Age Distribution: 2005-2006
Kamrup Urban District

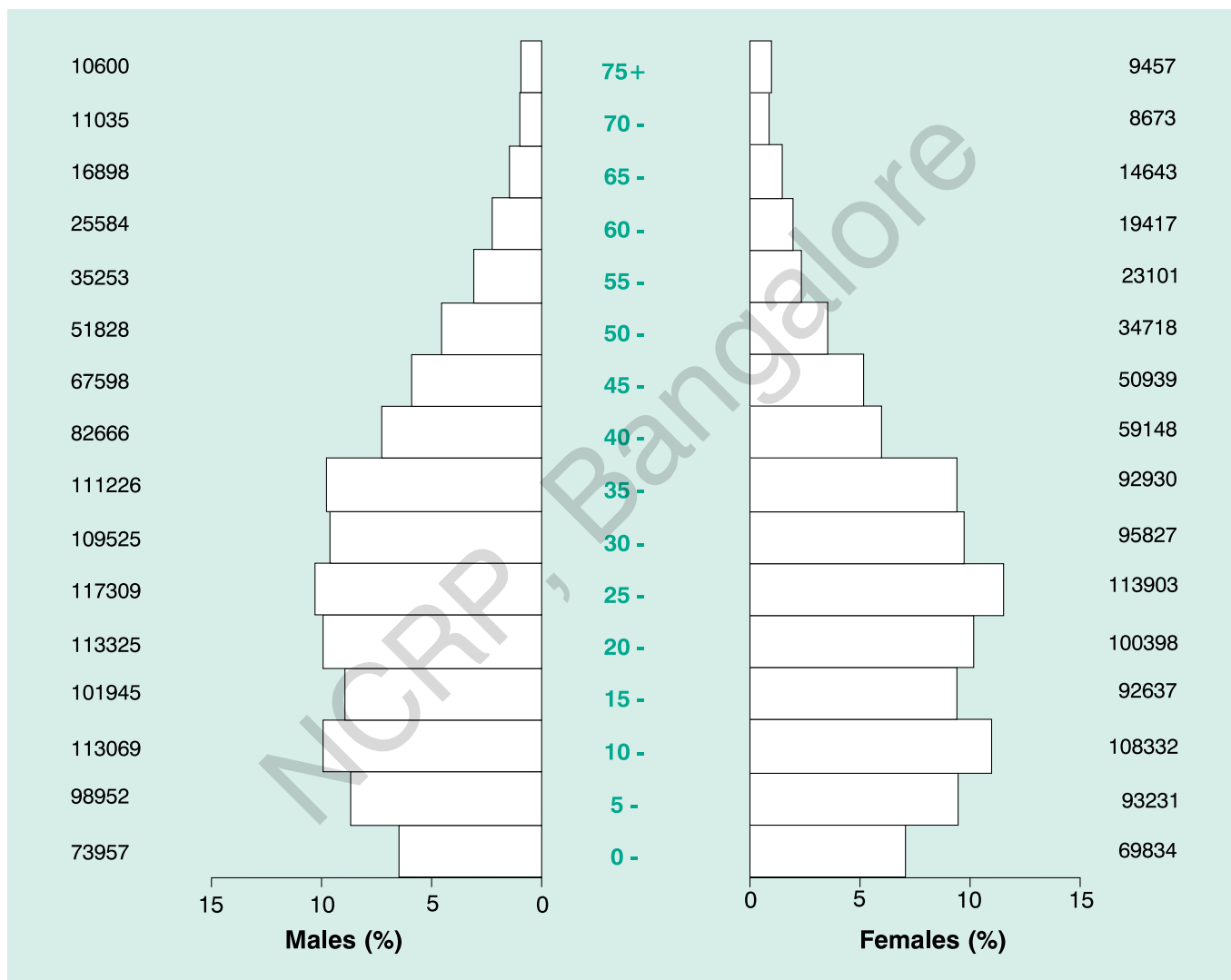


TABLE: KUD - 1

Population by Five Year Age Group and Gender: 2005-2006
Number and Relative Proportion (%)

Kamrup Urban District

Age Group	MALES		FEMALES		TOTAL	
	Number	%	Number	%	Number	%
0-4	73957	6.48	69834	7.07	143791	6.76
5-9	98952	8.67	93231	9.44	192182	9.03
10-14	113069	9.91	108332	10.97	221401	10.40
15-19	101945	8.94	92637	9.38	194582	9.14
20-24	113325	9.93	100398	10.17	213723	10.04
25-29	117309	10.28	113903	11.54	231211	10.87
30-34	109525	9.60	95827	9.71	205352	9.65
35-39	111226	9.75	92930	9.41	204156	9.59
40-44	82666	7.25	59148	5.99	141814	6.66
45-49	67598	5.93	50939	5.16	118537	5.57
50-54	51828	4.54	34718	3.52	86546	4.07
55-59	35253	3.09	23101	2.34	58354	2.74
60-64	25584	2.24	19417	1.97	45002	2.11
65-69	16898	1.48	14643	1.48	31541	1.48
70-74	11035	0.97	8673	0.88	19709	0.93
75+	10600	0.93	9457	0.96	20056	0.94
Total	1140771	100.00	987187	100.00	2127957	100.00

TABLE : KUD- 2
Main Sources of Registration of Incident Cases of Cancer : 2005-2006
Kamrup Urban District

Name of the Institution (Source Code)	Number	%
Dr. B. Borooah Cancer Institute, Gopinath Nagar, Guwahati-16 (49)	1465	64.03
North East Cancer Atlas Data (888)	219	9.57
Ekopatil G S Road Guwahati (36)	95	4.15
Pain and Palliative Clinic (51)	85	3.72
Tata Memorial Hospital, Mumbai (50)	71	3.10
International Hospital, G S Road, Guwahati (18)	59	2.58
Wintrobe Hospital, Amban, Guwahati-1 (17)	56	2.45
Good Health Hospital, Dispur, Guwahati (7)	54	2.36
Central Hospital, NE Railway Malagaon (3)	41	1.79
Saharhas Path Lab, Guwahati (39)	41	1.79
Sky Lab Diagnostic Centre, Guwahati (35)	31	1.35
Ganga Laboratory and Research Centre (37)	19	0.83
Guwahati Medical College Hospital, Bhangagarh, Guwahati (1)	18	0.79
Sanjeebani Hospital, Maligaon, Guwahati (55)	13	0.57
Rapid Diagnostic, Guwahati (38)	10	0.44
Health Care Guwahati (43)	6	0.26
Guwahati Neurological Research Centre, Dispur, Guwahati-6 (20)	5	0.22
Total	2288	100.00

The numbers and proportion listed are the minimum number of cases. Institutions could have registered / reported more cases, since duplicate registrations and non-resident/registry cases are not included.

**TABLE KUD-3 (a): Number of Incident Cancers by Five Year Age Group and Site (ICD-10):
2005-2006 – Males**

%= Relative Proportion of Cancers of All Sites.

Kamrup Urban District

ICD-10	Site	0-4	5-9	10-14	15-19	20-24	25-29	30-34	35-39	40-44	45-49	50-54	55-59	60-64	65-69	70-74	75+	Unkn	Total	%
C00	Lip	-	-	-	-	-	-	-	1	2	-	1	1	1	-	3	-	-	9	0.64
C01-02	Tongue	-	-	-	-	1	-	5	2	9	8	14	7	9	11	16	5	-	87	6.17
C03-06	Mouth	-	-	-	-	1	-	-	4	5	8	8	10	8	10	7	9	-	70	4.96
C07-8	Salivary Gland	-	-	1	-	-	-	-	1	-	-	-	1	-	-	-	-	-	3	0.21
C09	Tonsil	-	-	-	-	-	-	-	3	6	13	14	5	7	4	4	2	1	59	4.18
C10	Oth. Oropharynx	-	-	-	-	-	-	-	2	2	6	6	6	14	3	5	6	1	51	3.62
C11	Nasopharynx	-	-	-	1	-	-	2	2	1	2	1	-	-	-	2	-	-	11	0.78
C12-13	Hypopharynx	-	-	-	-	-	2	2	5	5	19	21	17	24	22	22	9	2	150	10.64
C14	Pharynx Unspecified	-	-	-	-	-	-	-	-	-	2	-	3	-	2	1	2	-	10	0.71
C15	Oesophagus	-	-	-	-	-	1	5	7	11	30	54	40	47	29	24	19	6	273	19.36
C16	Stomach	-	-	-	-	-	-	-	3	5	7	12	8	15	7	5	2	-	64	4.54
C17	Small Intestine	-	-	-	-	-	-	-	-	-	1	-	-	-	-	-	-	-	1	0.07
C18	Colon	-	-	-	-	-	-	1	1	-	1	6	2	3	3	2	3	-	22	1.56
C19-20	Rectum	-	-	-	-	2	1	-	3	-	3	-	3	3	2	-	1	-	18	1.28
C21	Anus & Anal Canal	-	-	-	-	-	-	-	-	-	-	1	-	-	-	1	-	-	2	0.14
C22	Liver	-	-	-	-	-	-	-	1	1	3	1	7	4	2	2	-	-	21	1.49
C23-24	Gallbladder etc.	-	-	-	-	-	1	-	2	6	9	7	8	2	2	4	5	-	46	3.26
C25	Pancreas	-	-	-	-	-	-	-	1	-	-	-	4	1	-	-	1	-	7	0.50
C30-31	Nose, Sinuses etc.	-	-	-	-	-	-	-	-	-	1	-	-	-	1	-	-	-	2	0.14
C32	Larynx	-	-	-	-	-	-	-	3	5	3	13	10	8	13	9	8	1	73	5.18
C33-34	Lung etc.	-	1	-	-	-	-	1	1	2	9	9	6	18	21	12	19	1	100	7.09
C37-38	Other Thoracic Organs	-	-	-	-	1	-	-	1	-	-	-	-	-	-	-	-	-	2	0.14
C40-41	Bone	-	-	-	1	1	-	-	1	1	1	1	1	2	-	-	-	-	9	0.64
C43	Melanoma of Skin	-	-	-	-	-	-	-	-	-	-	-	-	-	-	-	-	-	-	-
C44	Other Skin	-	-	-	-	-	1	-	-	-	1	2	1	3	2	3	-	-	13	0.92
C45	Mesothelioma	-	-	-	-	-	-	-	-	-	-	-	-	-	-	-	-	-	-	-
C46	Kaposi Sarcoma	-	-	-	-	-	-	-	-	-	-	-	-	-	-	-	-	-	-	-
C47+C49	Conn. & Soft Tissue	1	-	-	2	-	-	-	-	1	-	-	-	-	-	-	1	-	5	0.35
C50	Breast	-	-	-	-	-	-	-	2	-	-	2	-	-	-	-	-	-	4	0.28
C60	Penis	-	-	-	-	-	-	-	-	1	2	2	3	1	2	-	-	-	11	0.78
C61	Prostate	-	-	-	-	-	-	-	-	1	2	4	3	5	5	10	12	-	42	2.98
C62	Testis	-	-	-	-	-	3	-	1	2	2	1	-	-	-	-	-	-	9	0.64
C63	Other Male Genital	-	-	-	-	-	-	-	-	-	-	-	-	-	-	-	-	-	-	-
C64	Kidney etc.	-	-	-	2	-	-	-	-	-	2	2	1	1	1	1	-	-	10	0.71
C65	Renal Pelvis	-	-	-	-	-	-	-	-	-	-	-	-	-	-	-	-	-	-	-
C66	Ureter	-	-	-	-	-	-	-	-	-	-	-	-	-	-	-	-	-	-	-
C67	Bladder	-	-	-	-	-	-	-	1	-	1	3	3	2	3	3	2	-	18	1.28
C68	Uns. Urinary Organs	-	-	-	-	-	-	-	-	-	-	-	-	-	-	-	-	-	-	-
C69	Eye	-	-	-	-	-	-	-	-	-	1	-	1	1	-	-	-	-	3	0.21
C70-72	Brain, Nervous System	-	1	2	1	2	2	-	-	1	3	4	2	-	1	1	1	-	21	1.49
C73	Thyroid	-	-	-	-	-	-	3	-	2	1	1	1	2	-	-	-	-	10	0.71
C74	Adrenal Gland	-	-	-	-	-	-	-	-	-	-	-	-	-	-	-	-	-	-	-
C77	Sec Lymph Nodes	1	-	-	-	-	-	-	1	1	-	-	-	2	1	1	-	-	7	0.50
C78	Sec Resp & Digestive	-	-	-	-	-	-	-	1	-	-	-	-	-	-	-	-	-	1	0.07
C79	Sec Others	-	-	-	-	-	-	-	-	-	-	-	-	-	-	-	-	-	-	-
C81	Hodgkins Disease	-	2	1	1	-	-	1	2	-	-	2	-	-	-	-	2	-	11	0.78
C82-85,C96	NHL	-	-	1	-	-	-	1	-	2	2	1	3	-	1	2	-	1	14	0.99
C90	Multiple Myeloma	-	-	-	-	-	-	-	-	2	-	3	1	1	2	1	1	-	11	0.78
C91	Lymphoid Leuk.	1	2	1	-	-	-	-	-	-	-	1	-	-	-	-	-	-	5	0.35
C92-94	Myeloid Leukaemia	-	1	1	1	-	1	-	1	-	-	1	1	-	-	-	-	-	7	0.50
C95	Leukaemia Uns	-	1	-	-	-	-	-	-	-	-	-	-	-	-	1	-	-	2	0.14
O&U	Other and Uns	-	-	2	-	2	2	4	1	7	13	15	16	7	16	15	16	-	116	8.23
	All Sites	3	8	9	9	10	14	25	54	81	156	213	175	191	166	157	126	13	1410	100.00

**TABLE KUD-3 (b): Number of Incident Cancers by Five Year Age Group and Site (ICD-10):
2005-2006 – Females**

% = Relative Proportion of Cancers of All Sites.

Kamrup Urban District

ICD-10	Site	0-4	5-9	10-14	15-19	20-24	25-29	30-34	35-39	40-44	45-49	50-54	55-59	60-64	65-69	70-74	75+	Unkn	Total	%
C00	Lip	-	-	-	-	-	1	-	1	-	-	1	1	-	-	-	-	-	4	0.46
C01-02	Tongue	-	-	-	-	-	1	-	-	3	2	2	1	2	5	1	1	-	18	2.05
C03-06	Mouth	-	-	-	-	-	1	-	5	-	4	2	2	11	5	3	8	-	41	4.67
C07-8	Salivary Gland	-	-	1	-	-	-	-	-	-	-	-	-	1	-	-	-	-	2	0.23
C09	Tonsil	-	-	-	-	-	-	-	1	-	1	2	2	-	2	2	2	-	12	1.37
C10	Oth. Oropharynx	-	-	-	-	-	-	-	2	1	1	1	2	3	2	-	-	-	12	1.37
C11	Nasopharynx	-	-	-	1	-	-	-	-	-	-	-	-	1	1	-	-	-	3	0.34
C12-13	Hypopharynx	-	-	-	-	-	-	-	1	1	3	2	1	6	6	2	3	-	25	2.85
C14	Pharynx Unspecified	-	-	-	-	-	-	-	-	-	-	-	-	-	-	1	-	-	1	0.11
C15	Oesophagus	-	-	1	-	1	-	1	5	14	14	13	6	15	12	9	11	-	102	11.62
C16	Stomach	-	-	-	-	-	-	-	-	2	5	1	3	2	2	1	1	1	18	2.05
C17	Small Intestine	-	-	-	-	-	-	1	-	-	1	-	-	-	-	1	-	-	3	0.34
C18	Colon	-	-	-	-	-	2	-	-	2	1	1	-	1	-	1	1	-	9	1.03
C19-20	Rectum	-	-	-	1	1	-	1	2	1	2	2	1	-	1	4	-	-	16	1.82
C21	Anus & Anal Canal	-	-	-	-	-	-	1	-	-	-	-	-	1	1	-	-	-	3	0.34
C22	Liver	-	-	-	-	-	-	-	-	2	1	1	1	-	3	1	1	-	10	1.14
C23-24	Gallbladder etc.	-	-	-	-	-	2	5	9	6	13	13	13	13	10	7	3	-	94	10.71
C25	Pancreas	-	-	-	-	-	-	-	1	-	1	-	2	-	-	1	-	-	5	0.57
C30-31	Nose, Sinuses etc.	-	-	-	-	-	2	-	1	-	1	-	-	-	-	-	-	-	4	0.46
C32	Larynx	-	-	-	-	-	-	-	-	1	-	-	1	1	3	-	1	-	7	0.80
C33-34	Lung etc.	-	-	-	-	-	-	-	-	2	3	3	3	6	1	3	1	-	22	2.51
C37-38	Other Thoracic Organs	-	-	-	-	-	-	-	-	-	-	-	-	-	1	-	-	-	1	0.11
C40-41	Bone	-	1	1	-	-	-	-	1	-	1	1	-	1	-	-	-	-	6	0.68
C43	Melanoma of Skin	-	-	-	-	-	-	-	-	-	-	-	-	-	-	-	-	-	-	-
C44	Other Skin	-	-	-	-	-	-	-	1	1	-	1	2	1	-	1	1	-	8	0.91
C45	Mesothelioma	-	-	-	-	-	-	-	-	-	-	-	-	-	-	-	-	-	-	-
C46	Kaposi Sarcoma	-	-	-	-	-	-	-	-	-	-	-	-	-	-	-	-	-	-	-
C47+C49	Conn. & Soft Tissue	-	-	-	-	1	-	1	1	-	1	-	1	1	-	-	-	-	6	0.68
C50	Breast	-	-	-	-	1	4	10	19	25	18	18	14	7	6	8	5	-	135	15.38
C51	Vulva	-	-	-	-	-	-	-	-	-	-	-	-	1	-	1	-	-	2	0.23
C52	Vagina	-	-	-	-	-	-	1	1	-	-	1	-	-	1	-	-	-	4	0.46
C53	Cervix Uteri	-	-	-	-	1	3	7	12	20	20	19	18	12	4	9	1	-	126	14.35
C54	Corpus Uteri	-	-	-	-	-	-	-	-	2	-	1	1	5	2	1	-	-	12	1.37
C55	Uterus Unspecified	-	-	-	-	-	-	-	-	-	-	-	-	1	-	-	-	-	1	0.11
C56	Ovary etc.	-	-	1	1	1	1	3	5	4	7	8	4	9	7	2	-	-	53	6.04
C57	Other Female Genital	-	-	-	-	-	-	-	-	-	-	-	-	-	-	-	-	-	-	-
C58	Placenta	-	-	-	-	-	-	-	-	-	-	-	-	-	-	-	-	-	-	-
C64	Kidney etc.	1	1	-	-	-	-	-	-	-	-	-	1	-	-	1	-	-	4	0.46
C65	Renal Pelvis	-	-	-	-	-	-	-	-	-	-	-	-	-	-	-	-	-	-	-
C66	Ureter	-	-	-	-	-	-	-	-	-	-	-	-	-	-	-	-	-	-	-
C67	Bladder	-	-	-	-	-	-	-	-	-	-	-	1	-	1	1	-	-	3	0.34
C68	Uns. Urinary Organs	-	-	-	-	-	-	-	-	-	1	-	-	-	-	-	-	-	1	0.11
C69	Eye	1	-	-	-	-	-	-	-	-	-	-	-	-	-	-	-	-	1	0.11
C70-72	Brain, Nervous System	-	-	-	1	-	-	3	-	-	-	1	3	3	-	-	-	-	11	1.25
C73	Thyroid	-	-	-	-	-	-	-	-	-	3	2	1	1	-	-	3	-	10	1.14
C74	Adrenal Gland	-	-	-	-	-	-	-	-	-	-	-	-	-	-	-	-	-	-	-
C77	Sec Lymph Nodes	-	-	-	-	-	-	-	-	1	-	-	1	-	-	-	-	1	3	0.34
C78	Sec Resp & Digestive	-	-	-	-	-	-	-	-	-	-	-	-	1	-	-	-	-	1	0.11
C79	Sec Others	-	-	-	-	-	-	-	-	-	-	-	-	-	-	-	-	-	-	-
C81	Hodgkins Disease	-	1	2	1	-	-	-	-	-	-	-	-	-	-	-	-	-	4	0.46
C82-85,C96	NHL	-	-	1	-	-	-	1	1	2	-	-	1	1	1	1	-	-	9	1.03
C90	Multiple Myeloma	-	-	-	-	-	-	-	-	2	1	1	2	-	1	-	-	-	7	0.80
C91	Lymphoid Leuk.	-	1	1	-	-	-	-	-	-	-	-	-	1	1	-	-	-	4	0.46
C92-94	Myeloid Leukaemia	-	1	-	-	-	2	2	-	-	-	-	1	1	1	1	1	-	10	1.14
C95	Leukaemia Uns	-	-	-	-	-	-	-	-	-	-	-	-	-	-	-	-	-	-	-
O&U	Other and Uns	-	-	-	-	-	1	2	5	3	6	3	5	9	3	5	3	-	45	5.13
	All Sites	2	5	8	5	6	20	39	74	95	111	100	95	118	83	68	47	2	878	100.00

TABLE: KUD-4(a):
Average Annual Age Specific, Crude (CR), Age Adjusted (AAR) (with Standard Error(SE)) and
Truncated (35-64 yrs) (TR) Incidence Rate per 100,000 population: 2005-2006 - Males
Kamrup Urban District

ICD-10	0-4	5-9	10-14	15-19	20-24	25-29	30-34	35-39	40-44	45-49	50-54	55-59	60-64	65-69	70-74	>75	CR	AAR	SE	TR
C00	-	-	-	-	-	-	-	0.9	2.4	-	1.9	2.8	3.9	-	27.2	-	0.8	1.1	0.40	1.8
C01-02	-	-	-	-	0.9	-	4.6	1.8	10.9	11.8	27.0	19.9	35.2	65.1	145.0	47.2	7.6	11.2	1.28	16.2
C03-06	-	-	-	-	0.9	-	-	3.6	6.0	11.8	15.4	28.4	31.3	59.2	63.4	84.9	6.1	9.3	1.17	14.3
C07-8	-	-	0.9	-	-	-	-	0.9	-	-	-	2.8	-	-	-	-	0.3	0.2	0.15	0.5
C09	-	-	-	-	-	-	-	2.7	7.3	19.2	27.0	14.2	27.4	23.7	36.3	18.9	5.2	6.6	0.91	15.4
C10	-	-	-	-	-	-	-	1.8	2.4	8.9	11.6	17.0	54.7	17.8	45.3	56.6	4.5	6.8	1.01	13.7
C11	-	-	-	1.0	-	-	1.8	1.8	1.2	3.0	1.9	-	-	-	18.1	-	1.0	1.0	0.34	1.5
C12-13	-	-	-	-	-	1.7	1.8	4.5	6.0	28.1	40.5	48.2	93.8	130.2	199.4	84.9	13.1	19.9	1.71	32.3
C14	-	-	-	-	-	-	-	-	-	3.0	-	8.5	-	11.8	9.1	18.9	0.9	1.4	0.47	1.7
C15	-	-	-	-	-	0.9	4.6	6.3	13.3	44.4	104.2	113.5	183.7	171.6	217.5	179.3	23.9	34.4	2.21	67.5
C16	-	-	-	-	-	-	-	2.7	6.0	10.4	23.2	22.7	58.6	41.4	45.3	18.9	5.6	8.1	1.06	17.9
C17	-	-	-	-	-	-	-	-	-	1.5	-	-	-	-	-	-	0.1	0.1	0.09	0.3
C18	-	-	-	-	-	-	0.9	0.9	-	1.5	11.6	5.7	11.7	17.8	18.1	28.3	1.9	2.9	0.66	4.6
C19-20	-	-	-	-	1.8	0.9	-	2.7	-	4.4	-	8.5	11.7	11.8	-	9.4	1.6	2.0	0.51	4.0
C21	-	-	-	-	-	-	-	-	-	-	1.9	-	-	-	9.1	-	0.2	0.3	0.21	0.3
C22	-	-	-	-	-	-	-	0.9	1.2	4.4	1.9	19.9	15.6	11.8	18.1	-	1.8	2.6	0.60	6.2
C23-24	-	-	-	-	-	0.9	-	1.8	7.3	13.3	13.5	22.7	7.8	11.8	36.3	47.2	4.0	5.3	0.84	10.4
C25	-	-	-	-	-	-	-	0.9	-	-	-	11.3	3.9	-	-	9.4	0.6	0.9	0.34	2.1
C30-31	-	-	-	-	-	-	-	-	-	1.5	-	-	-	5.9	-	-	0.2	0.3	0.20	0.3
C32	-	-	-	-	-	-	-	2.7	6.0	4.4	25.1	28.4	31.3	76.9	81.6	75.5	6.4	9.9	1.22	14.3
C33-34	-	1.0	-	-	-	-	0.9	0.9	2.4	13.3	17.4	17.0	70.4	124.3	108.8	179.3	8.8	15.0	1.56	17.3
C37-38	-	-	-	-	0.9	-	-	0.9	-	-	-	-	-	-	-	-	0.2	0.1	0.09	0.2
C40-41	-	-	-	1.0	0.9	-	-	0.9	1.2	1.5	1.9	2.8	7.8	-	-	-	0.8	0.9	0.32	2.4
C43	-	-	-	-	-	-	-	-	-	-	-	-	-	-	-	-	-	-	-	-
C44	-	-	-	-	-	0.9	-	-	-	1.5	3.9	2.8	11.7	11.8	27.2	-	1.1	1.8	0.53	2.8
C45	-	-	-	-	-	-	-	-	-	-	-	-	-	-	-	-	-	-	-	-
C46	-	-	-	-	-	-	-	-	-	-	-	-	-	-	-	-	-	-	-	-
C47+C49	1.4	-	-	2.0	-	-	-	-	1.2	-	-	-	-	-	-	9.4	0.4	0.6	0.29	0.2
C50	-	-	-	-	-	-	-	1.8	-	-	3.9	-	-	-	-	-	0.4	0.3	0.16	1.0
C60	-	-	-	-	-	-	-	-	1.2	3.0	3.9	8.5	3.9	11.8	-	-	1.0	1.3	0.41	3.0
C61	-	-	-	-	-	-	-	-	1.2	3.0	7.7	8.5	19.5	29.6	90.6	113.2	3.7	6.7	1.06	5.7
C62	-	-	-	-	-	2.6	-	0.9	2.4	3.0	1.9	-	-	-	-	-	0.8	0.7	0.23	1.5
C63	-	-	-	-	-	-	-	-	-	-	-	-	-	-	-	-	-	-	-	-
C64	-	-	-	2.0	-	-	-	-	-	3.0	3.9	2.8	3.9	5.9	9.1	-	0.9	1.2	0.39	2.1
C65	-	-	-	-	-	-	-	-	-	-	-	-	-	-	-	-	-	-	-	-
C66	-	-	-	-	-	-	-	-	-	-	-	-	-	-	-	-	-	-	-	-
C67	-	-	-	-	-	-	-	0.9	-	1.5	5.8	8.5	7.8	17.8	27.2	18.9	1.6	2.5	0.62	3.5
C68	-	-	-	-	-	-	-	-	-	-	-	-	-	-	-	-	-	-	-	-
C69	-	-	-	-	-	-	-	-	-	1.5	-	2.8	3.9	-	-	-	0.3	0.4	0.21	1.2
C70-72	-	1.0	1.8	1.0	1.8	1.7	-	-	1.2	4.4	7.7	5.7	-	5.9	9.1	9.4	1.8	2.1	0.49	3.1
C73	-	-	-	-	-	-	2.7	-	2.4	1.5	1.9	2.8	7.8	-	-	-	0.9	0.9	0.31	2.4
C74	-	-	-	-	-	-	-	-	-	-	-	-	-	-	-	-	-	-	-	-
C77	1.4	-	-	-	-	-	-	0.9	1.2	-	-	-	7.8	5.9	9.1	-	0.6	1.0	0.38	1.4
C78	-	-	-	-	-	-	-	0.9	-	-	-	-	-	-	-	-	0.1	0.1	0.05	0.2
C79	-	-	-	-	-	-	-	-	-	-	-	-	-	-	-	-	-	-	-	-
C81	-	2.0	0.9	1.0	-	-	0.9	1.8	-	-	3.9	-	-	-	-	18.9	1.0	1.1	0.36	1.0
C82-85,C96	-	-	0.9	-	-	-	0.9	-	2.4	3.0	1.9	8.5	-	5.9	18.1	-	1.2	1.4	0.43	2.5
C90	-	-	-	-	-	-	-	-	2.4	-	5.8	2.8	3.9	11.8	9.1	9.4	1.0	1.4	0.46	2.3
C91	1.4	2.0	0.9	-	-	-	-	-	-	-	1.9	-	-	-	-	-	0.4	0.5	0.25	0.3
C92-94	-	1.0	0.9	1.0	-	0.9	-	0.9	-	-	1.9	2.8	-	-	-	-	0.6	0.6	0.23	0.9
C95	-	1.0	-	-	-	-	-	-	-	-	-	-	-	-	9.1	-	0.2	0.3	0.21	-
O&U	-	-	1.8	-	1.8	1.7	3.7	0.9	8.5	19.2	28.9	45.4	27.4	94.7	135.9	151.0	10.2	15.3	1.51	19.6
All	4.1	8.1	8.0	8.8	8.8	11.9	22.8	48.5	98.0	230.8	411.0	496.4	746.6	982.4	1422.9	1188.9	123.6	180.5	5.08	299.7

TABLE: KUD-4(b):
Average Annual Age Specific, Crude (CR), Age Adjusted (AAR) (with Standard Error(SE)) and
Truncated (35-64 yrs) (TR) Incidence Rate per 100,000 population: 2005-2006 - Females
Kamrup Urban District

ICD-10	0-4	5-9	10-14	15-19	20-24	25-29	30-34	35-39	40-44	45-49	50-54	55-59	60-64	65-69	70-74	>75	CR	AAR	SE	TR
C00	-	-	-	-	-	0.9	-	1.1	-	-	2.9	4.3	-	-	-	-	0.4	0.5	0.24	1.2
C01-02	-	-	-	-	-	0.9	-	-	5.1	3.9	5.8	4.3	10.3	34.2	11.5	10.6	1.8	2.9	0.73	4.6
C03-06	-	-	-	-	-	0.9	-	5.4	-	7.9	5.8	8.7	56.7	34.2	34.6	84.6	4.2	7.2	1.17	11.9
C07-8	-	-	0.9	-	-	-	-	-	-	-	-	-	5.2	-	-	-	0.2	0.3	0.22	0.7
C09	-	-	-	-	-	-	-	1.1	-	2.0	5.8	8.7	-	13.7	23.1	21.2	1.2	2.1	0.63	2.6
C10	-	-	-	-	-	-	-	2.2	1.7	2.0	2.9	8.7	15.5	13.7	-	-	1.2	1.9	0.57	4.7
C11	-	-	-	1.1	-	-	-	-	-	-	-	-	5.2	6.8	-	-	0.3	0.5	0.31	0.7
C12-13	-	-	-	-	-	-	-	1.1	1.7	5.9	5.8	4.3	30.9	41.0	23.1	31.7	2.5	4.5	0.94	7.2
C14	-	-	-	-	-	-	-	-	-	-	-	-	-	-	11.5	-	0.1	0.2	0.23	-
C15	-	-	0.9	-	1.0	-	1.0	5.4	23.7	27.5	37.4	26.0	77.3	82.0	103.8	116.3	10.3	16.5	1.71	30.3
C16	-	-	-	-	-	-	-	-	3.4	9.8	2.9	13.0	10.3	13.7	11.5	10.6	1.8	2.7	0.68	6.0
C17	-	-	-	-	-	-	1.0	-	-	2.0	-	-	-	-	11.5	-	0.3	0.4	0.27	0.4
C18	-	-	-	-	-	1.8	-	-	3.4	2.0	2.9	-	5.2	-	11.5	10.6	0.9	1.3	0.45	2.2
C19-20	-	-	-	1.1	1.0	-	1.0	2.2	1.7	3.9	5.8	4.3	-	6.8	46.1	-	1.6	2.3	0.63	3.0
C21	-	-	-	-	-	-	1.0	-	-	-	-	-	5.2	6.8	-	-	0.3	0.5	0.30	0.7
C22	-	-	-	-	-	-	-	-	3.4	2.0	2.9	4.3	-	20.5	11.5	10.6	1.0	1.7	0.56	2.1
C23-24	-	-	-	-	-	1.8	5.2	9.7	10.1	25.5	37.4	56.3	67.0	68.3	80.7	31.7	9.5	14.3	1.56	30.7
C25	-	-	-	-	-	-	-	1.1	-	2.0	-	8.7	-	-	11.5	-	0.5	0.8	0.36	1.7
C30-31	-	-	-	-	-	1.8	-	1.1	-	2.0	-	-	-	-	-	-	0.4	0.3	0.17	0.6
C32	-	-	-	-	-	-	-	-	1.7	-	-	4.3	5.2	20.5	-	10.6	0.7	1.3	0.50	1.6
C33-34	-	-	-	-	-	-	-	-	3.4	5.9	8.6	13.0	30.9	6.8	34.6	10.6	2.2	3.9	0.85	8.9
C37-38	-	-	-	-	-	-	-	-	-	-	-	-	-	6.8	-	-	0.1	0.2	0.20	-
C40-41	-	1.1	0.9	-	-	-	-	1.1	-	2.0	2.9	-	5.2	-	-	-	0.6	0.7	0.32	1.7
C43	-	-	-	-	-	-	-	-	-	-	-	-	-	-	-	-	-	-	-	-
C44	-	-	-	-	-	-	-	1.1	1.7	-	2.9	8.7	5.2	-	11.5	10.6	0.8	1.3	0.49	2.8
C45	-	-	-	-	-	-	-	-	-	-	-	-	-	-	-	-	-	-	-	-
C46	-	-	-	-	-	-	-	-	-	-	-	-	-	-	-	-	-	-	-	-
C47+C49	-	-	-	-	1.0	-	1.0	1.1	-	2.0	-	4.3	5.2	-	-	-	0.6	0.7	0.32	1.8
C50	-	-	-	-	1.0	3.5	10.4	20.4	42.3	35.3	51.8	60.6	36.1	41.0	92.2	52.9	13.7	17.5	1.63	39.8
C51	-	-	-	-	-	-	-	-	-	-	-	-	5.2	-	11.5	-	0.2	0.4	0.31	0.7
C52	-	-	-	-	-	-	1.0	1.1	-	-	2.9	-	-	6.8	-	-	0.4	0.5	0.27	0.7
C53	-	-	-	-	1.0	2.6	7.3	12.9	33.8	39.3	54.7	77.9	61.8	27.3	103.8	10.6	12.8	17.3	1.65	43.5
C54	-	-	-	-	-	-	-	-	3.4	-	2.9	4.3	25.8	13.7	11.5	-	1.2	2.2	0.65	5.0
C55	-	-	-	-	-	-	-	-	-	-	-	-	5.2	-	-	-	0.1	0.2	0.21	0.7
C56	-	-	0.9	1.1	1.0	0.9	3.1	5.4	6.8	13.7	23.0	17.3	46.4	47.8	23.1	-	5.4	7.7	1.13	16.9
C57	-	-	-	-	-	-	-	-	-	-	-	-	-	-	-	-	-	-	-	-
C58	-	-	-	-	-	-	-	-	-	-	-	-	-	-	-	-	-	-	-	-
C64	1.4	1.1	-	-	-	-	-	-	-	-	-	4.3	-	-	11.5	-	0.4	0.7	0.35	0.6
C65	-	-	-	-	-	-	-	-	-	-	-	-	-	-	-	-	-	-	-	-
C66	-	-	-	-	-	-	-	-	-	-	-	-	-	-	-	-	-	-	-	-
C67	-	-	-	-	-	-	-	-	-	-	-	4.3	-	6.8	11.5	-	0.3	0.6	0.35	0.6
C68	-	-	-	-	-	-	-	-	-	2.0	-	-	-	-	-	-	0.1	0.1	0.12	0.4
C69	1.4	-	-	-	-	-	-	-	-	-	-	-	-	-	-	-	0.1	0.2	0.17	-
C70-72	-	-	-	1.1	-	-	3.1	-	-	-	2.9	13.0	15.5	-	-	-	1.1	1.6	0.51	4.1
C73	-	-	-	-	-	-	-	-	-	5.9	5.8	4.3	5.2	-	-	31.7	1.0	1.7	0.54	3.3
C74	-	-	-	-	-	-	-	-	-	-	-	-	-	-	-	-	-	-	-	-
C77	-	-	-	-	-	-	-	-	1.7	-	-	4.3	-	-	-	-	0.3	0.3	0.20	0.9
C78	-	-	-	-	-	-	-	-	-	-	-	-	5.2	-	-	-	0.1	0.2	0.21	0.7
C79	-	-	-	-	-	-	-	-	-	-	-	-	-	-	-	-	-	-	-	-
C81	-	1.1	1.8	1.1	-	-	-	-	-	-	-	-	-	-	-	-	0.4	0.4	0.19	-
C82-85,C96	-	-	0.9	-	-	-	1.0	1.1	3.4	-	-	4.3	5.2	6.8	11.5	-	0.9	1.2	0.45	2.1
C90	-	-	-	-	-	-	-	-	3.4	2.0	2.9	8.7	-	6.8	-	-	0.7	1.0	0.40	2.6
C91	-	1.1	0.9	-	-	-	-	-	-	-	-	-	5.2	6.8	-	-	0.4	0.6	0.32	0.7
C92-94	-	1.1	-	-	-	1.8	2.1	-	-	-	-	4.3	5.2	6.8	11.5	10.6	1.0	1.4	0.49	1.2
C95	-	-	-	-	-	-	-	-	-	-	-	-	-	-	-	-	-	-	-	-
O&U	-	-	-	-	-	0.9	2.1	5.4	5.1	11.8	8.6	21.6	46.4	20.5	57.7	31.7	4.6	7.1	1.13	14.5
All	2.9	5.4	7.4	5.4	6.0	17.6	40.7	79.6	160.6	217.9	288.0	411.2	607.7	566.9	784.0	497.0	88.9	131.6	4.73	266.6

**TABLE: KUD-5(a): Number (#) and Proportion (%) of Cancers by Site (ICD-10) and Method of Diagnosis: 2005-2006 - Males
Kamrup Urban District**

ICD-10	Site	Microscopic		X-Ray / imaging		Clinical		Others		D.C.O		Total	
		#	%	#	%	#	%	#	%	#	%	#	%
C00	Lip	7	77.8	-	-	2	22.2	-	-	-	-	9	100.0
C01-02	Tongue	74	85.1	-	-	2	2.3	6	6.9	5	5.7	87	100.0
C03-06	Mouth	59	84.3	-	-	3	4.3	7	10.0	1	1.4	70	100.0
C07-8	Salivary Gland	2	66.7	-	-	-	-	1	33.3	-	-	3	100.0
C09	Tonsil	49	83.1	-	-	6	10.2	3	5.1	1	1.7	59	100.0
C10	Oth. Oropharynx	42	82.4	-	-	4	7.8	4	7.8	1	2.0	51	100.0
C11	Nasopharynx	11	100.0	-	-	-	-	-	-	-	-	11	100.0
C12-13	Hypopharynx	127	84.7	-	-	9	6.0	7	4.7	7	4.7	150	100.0
C14	Pharynx Unspecified	5	50.0	-	-	-	-	-	-	5	50.0	10	100.0
C15	Oesophagus	212	77.7	6	2.2	11	4.0	19	7.0	25	9.2	273	100.0
C16	Stomach	39	60.9	1	1.6	2	3.1	17	26.6	5	7.8	64	100.0
C17	Small Intestine	1	100.0	-	-	-	-	-	-	-	-	1	100.0
C18	Colon	15	68.2	-	-	1	4.5	2	9.1	4	18.2	22	100.0
C19-20	Rectum	15	83.3	-	-	-	-	3	16.7	-	-	18	100.0
C21	Anus & Anal Canal	2	100.0	-	-	-	-	-	-	-	-	2	100.0
C22	Liver	5	23.8	2	9.5	-	-	2	9.5	12	57.1	21	100.0
C23-24	Gallbladder etc.	24	52.2	7	15.2	3	6.5	5	10.9	7	15.2	46	100.0
C25	Pancreas	4	57.1	1	14.3	-	-	2	28.6	-	-	7	100.0
C30-31	Nose, Sinuses etc.	2	100.0	-	-	-	-	-	-	-	-	2	100.0
C32	Larynx	52	71.2	-	-	8	11.0	4	5.5	9	12.3	73	100.0
C33-34	Lung etc.	65	65.0	9	9.0	4	4.0	17	17.0	5	5.0	100	100.0
C37-38	Other Thoracic Organs	2	100.0	-	-	-	-	-	-	-	-	2	100.0
C40-41	Bone	8	88.9	-	-	-	-	1	11.1	-	-	9	100.0
C43	Melanoma of Skin	-	-	-	-	-	-	-	-	-	-	-	-
C44	Other Skin	13	100.0	-	-	-	-	-	-	-	-	13	100.0
C45	Mesothelioma	-	-	-	-	-	-	-	-	-	-	-	-
C46	Kaposi Sarcoma	-	-	-	-	-	-	-	-	-	-	-	-
C47+C49	Conn. & Soft Tissue	4	80.0	-	-	-	-	-	-	1	20.0	5	100.0
C50	Breast	3	75.0	-	-	-	-	-	-	1	25.0	4	100.0
C60	Penis	11	100.0	-	-	-	-	-	-	-	-	11	100.0
C61	Prostate	36	85.7	-	-	-	-	6	14.3	-	-	42	100.0
C62	Testis	7	77.8	1	11.1	-	-	-	-	1	11.1	9	100.0
C63	Other Male Genital	-	-	-	-	-	-	-	-	-	-	-	-
C64	Kidney etc.	6	60.0	2	20.0	-	-	-	-	2	20.0	10	100.0
C65	Renal Pelvis	-	-	-	-	-	-	-	-	-	-	-	-
C66	Ureter	-	-	-	-	-	-	-	-	-	-	-	-
C67	Bladder	16	88.9	-	-	-	-	2	11.1	-	-	18	100.0
C68	Uns. Urinary Organs	-	-	-	-	-	-	-	-	-	-	-	-
C69	Eye	3	100.0	-	-	-	-	-	-	-	-	3	100.0
C70-72	Brain, Nervous System	13	61.9	2	9.5	1	4.8	1	4.8	4	19.0	21	100.0
C73	Thyroid	5	50.0	-	-	-	-	4	40.0	1	10.0	10	100.0
C74	Adrenal Gland	-	-	-	-	-	-	-	-	-	-	-	-
C77	Sec Lymph Nodes	26	96.3	-	-	-	-	1	3.7	-	-	27	100.0
C78	Sec Resp & Digestive	-	-	-	-	-	-	1	100.0	-	-	1	100.0
C79	Sec Others	-	-	-	-	-	-	-	-	-	-	-	-
C81	Hodgkins Disease	-	-	-	-	-	-	-	-	-	-	-	-
C82-85,C96	NHL	2	100.0	-	-	-	-	-	-	-	-	2	100.0
C90	Multiple Myeloma	11	100.0	-	-	-	-	-	-	-	-	11	100.0
C91	Lymphoid Leuk.	5	100.0	-	-	-	-	-	-	-	-	5	100.0
C92-94	Myeloid Leukaemia	5	71.4	-	-	-	-	-	-	2	28.6	7	100.0
C95	Leukaemia Uns	1	50.0	-	-	-	-	-	-	1	50.0	2	100.0
O&U	Other and Uns	60	50.4	-	-	5	4.2	2	1.7	52	43.7	119	100.0
	All Sites	1,049	74.4	31	2.2	61	4.3	117	8.3	152	10.8	1,410	100.0

**TABLE: KUD-5(b): Number (#) and Proportion (%) of Cancers by Site (ICD-10) and Method of Diagnosis : 2005-2006 - Females
Kamrup Urban District**

ICD-10	Site	Microscopic		X-Ray / imaging		Clinical		Others		D.C.O		Total	
		#	%	#	%	#	%	#	%	#	%	#	%
C00	Lip	2	50.0	-	-	-	-	2	50.0	-	-	4	100.0
C01-02	Tongue	17	94.4	-	-	-	-	1	5.6	-	-	18	100.0
C03-06	Mouth	34	82.9	-	-	2	4.9	5	12.2	-	-	41	100.0
C07-8	Salivary Gland	2	100.0	-	-	-	-	-	-	-	-	2	100.0
C09	Tonsil	10	83.3	-	-	1	8.3	-	-	1	8.3	12	100.0
C10	Oth. Oropharynx	11	91.7	-	-	1	8.3	-	-	-	-	12	100.0
C11	Nasopharynx	2	66.7	1	33.3	-	-	-	-	-	-	3	100.0
C12-13	Hypopharynx	22	88.0	-	-	1	4.0	2	8.0	-	-	25	100.0
C14	Pharynx Unspecified	-	-	-	-	-	-	-	-	1	100.0	1	100.0
C15	Oesophagus	84	82.4	1	1.0	9	8.8	8	7.8	-	-	102	100.0
C16	Stomach	10	55.6	1	5.6	2	11.1	3	16.7	2	11.1	18	100.0
C17	Small Intestine	3	100.0	-	-	-	-	-	-	-	-	3	100.0
C18	Colon	6	66.7	-	-	-	-	3	33.3	-	-	9	100.0
C19-20	Rectum	14	87.5	-	-	1	6.3	1	6.3	-	-	16	100.0
C21	Anus & Anal Canal	3	100.0	-	-	-	-	-	-	-	-	3	100.0
C22	Liver	3	30.0	-	-	1	10.0	2	20.0	4	40.0	10	100.0
C23-24	Gallbladder etc.	50	53.2	18	19.1	5	5.3	11	11.7	10	10.6	94	100.0
C25	Pancreas	3	60.0	-	-	-	-	2	40.0	-	-	5	100.0
C30-31	Nose, Sinuses etc.	3	75.0	-	-	-	-	1	25.0	-	-	4	100.0
C32	Larynx	6	85.7	-	-	1	14.3	-	-	-	-	7	100.0
C33-34	Lung etc.	17	77.3	-	-	2	9.1	-	-	3	13.6	22	100.0
C37-38	Other Thoracic Organs	1	100.0	-	-	-	-	-	-	-	-	1	100.0
C40-41	Bone	6	100.0	-	-	-	-	-	-	-	-	6	100.0
C43	Melanoma of Skin	-	-	-	-	-	-	-	-	-	-	-	-
C44	Other Skin	8	100.0	-	-	-	-	-	-	-	-	8	100.0
C45	Mesothelioma	-	-	-	-	-	-	-	-	-	-	-	-
C46	Kaposi Sarcoma	-	-	-	-	-	-	-	-	-	-	-	-
C47+C49	Conn. & Soft Tissue	6	100.0	-	-	-	-	-	-	-	-	6	100.0
C50	Breast	114	84.4	1	0.7	6	4.4	9	6.7	5	3.7	135	100.0
C51	Vulva	2	100.0	-	-	-	-	-	-	-	-	2	100.0
C52	Vagina	3	75.0	-	-	-	-	1	25.0	-	-	4	100.0
C53	Cervix Uteri	101	80.2	1	0.8	11	8.7	8	6.3	5	4.0	126	100.0
C54	Corpus Uteri	5	41.7	1	8.3	2	16.7	4	33.3	-	-	12	100.0
C55	Uterus Unspecified	1	100.0	-	-	-	-	-	-	-	-	1	100.0
C56	Ovary etc.	39	73.6	1	1.9	2	3.8	7	13.2	4	7.5	53	100.0
C57	Other Female Genital	-	-	-	-	-	-	-	-	-	-	-	-
C58	Placenta	-	-	-	-	-	-	-	-	-	-	-	-
C64	Kidney etc.	2	50.0	1	25.0	-	-	1	25.0	-	-	4	100.0
C65	Renal Pelvis	-	-	-	-	-	-	-	-	-	-	-	-
C66	Ureter	-	-	-	-	-	-	-	-	-	-	-	-
C67	Bladder	3	100.0	-	-	-	-	-	-	-	-	3	100.0
C68	Uns.Urinary Organs	1	100.0	-	-	-	-	-	-	-	-	1	100.0
C69	Eye	-	-	-	-	-	-	1	100.0	-	-	1	100.0
C70-72	Brain, Nervous System	9	81.8	-	-	-	-	1	9.1	1	9.1	11	100.0
C73	Thyroid	10	100.0	-	-	-	-	-	-	-	-	10	100.0
C74	Adrenal Gland	-	-	-	-	-	-	-	-	-	-	-	-
C77	Sec Lymph Nodes	13	81.3	-	-	-	-	3	18.8	-	-	16	100.0
C78	Sec Resp & Digestive	-	-	-	-	-	-	1	100.0	-	-	1	100.0
C79	Sec Others	-	-	-	-	-	-	-	-	-	-	-	-
C81	Hodgkins Disease	-	-	-	-	-	-	-	-	-	-	-	-
C82-85,C96	NHL	-	-	-	-	-	-	-	-	-	-	-	-
C90	Multiple Myeloma	6	85.7	-	-	-	-	1	14.3	-	-	7	100.0
C91	Lymphoid Leuk.	4	100.0	-	-	-	-	-	-	-	-	4	100.0
C92-94	Myeloid Leukaemia	6	60.0	-	-	-	-	-	-	4	40.0	10	100.0
C95	Leukaemia Uns	-	-	-	-	-	-	-	-	-	-	-	-
O&U	Other and Uns	23	51.1	-	-	2	4.4	-	-	20	44.4	45	100.0
	All Sites	665	75.7	26	3.0	49	5.6	78	8.9	60	6.8	878	100.0

TABLE: KUD-6(a): Number (#) and Proportion (%) of Cancers by Site (ICD-10) and Detailed Microscopic Diagnosis, 2005-2006 - Males : Kamrup Urban District

ICD-10	Site	Pri. Hist		Sec. Hist		Cytology		Blood Film		Bone Marrow		Others		Total	
		#	%	#	%	#	%	#	%	#	%	#	%	#	%
C00	Lip	5	55.6	-	-	2	22.2	-	-	-	-	2	22.2	9	100.0
C01-02	Tongue	69	79.3	-	-	5	5.7	-	-	-	-	13	14.9	87	100.0
C03-06	Mouth	58	82.9	-	-	1	1.4	-	-	-	-	11	15.7	70	100.0
C07-8	Salivary Gland	2	66.7	-	-	-	-	-	-	-	-	1	33.3	3	100.0
C09	Tonsil	48	81.4	-	-	1	1.7	-	-	-	-	10	16.9	59	100.0
C10	Oth. Oropharynx	41	80.4	-	-	1	2.0	-	-	-	-	9	17.6	51	100.0
C11	Nasopharynx	9	81.8	-	-	2	18.2	-	-	-	-	-	-	11	100.0
C12-13	Hypopharynx	113	75.3	1	0.7	13	8.7	-	-	-	-	23	15.3	150	100.0
C14	Pharynx Unspecified	5	50.0	-	-	-	-	-	-	-	-	5	50.0	10	100.0
C15	Oesophagus	208	76.2	1	0.4	3	1.1	-	-	-	-	61	22.3	273	100.0
C16	Stomach	38	59.4	-	-	1	1.6	-	-	-	-	25	39.1	64	100.0
C17	Small Intestine	1	100.0	-	-	-	-	-	-	-	-	-	-	1	100.0
C18	Colon	13	59.1	-	-	2	9.1	-	-	-	-	7	31.8	22	100.0
C19-20	Rectum	14	77.8	-	-	1	5.6	-	-	-	-	3	16.7	18	100.0
C21	Anus & Anal Canal	2	100.0	-	-	-	-	-	-	-	-	-	-	2	100.0
C22	Liver	2	9.5	-	-	3	14.3	-	-	-	-	16	76.2	21	100.0
C23-24	Gallbladder etc.	17	37.0	-	-	7	15.2	-	-	-	-	22	47.8	46	100.0
C25	Pancreas	3	42.9	-	-	1	14.3	-	-	-	-	3	42.9	7	100.0
C30-31	Nose, Sinuses etc.	2	100.0	-	-	-	-	-	-	-	-	-	-	2	100.0
C32	Larynx	51	69.9	-	-	1	1.4	-	-	-	-	21	28.8	73	100.0
C33-34	Lung etc.	18	18.0	2	2.0	45	45.0	-	-	-	-	35	35.0	100	100.0
C37-38	Other Thoracic Organs	2	100.0	-	-	-	-	-	-	-	-	-	-	2	100.0
C40-41	Bone	6	66.7	-	-	1	11.1	-	-	1	11.1	1	11.1	9	100.0
C43	Melanoma of Skin	-	-	-	-	-	-	-	-	-	-	-	-	-	-
C44	Other Skin	13	100.0	-	-	-	-	-	-	-	-	-	-	13	100.0
C45	Mesothelioma	-	-	-	-	-	-	-	-	-	-	-	-	-	-
C46	Kaposi Sarcoma	-	-	-	-	-	-	-	-	-	-	-	-	-	-
C47+C49	Conn. & Soft Tissue	3	60.0	-	-	1	20.0	-	-	-	-	1	20.0	5	100.0
C50	Breast	3	75.0	-	-	-	-	-	-	-	-	1	25.0	4	100.0
C60	Penis	10	90.9	-	-	1	9.1	-	-	-	-	-	-	11	100.0
C61	Prostate	14	33.3	-	-	22	52.4	-	-	-	-	6	14.3	42	100.0
C62	Testis	5	55.6	-	-	2	22.2	-	-	-	-	2	22.2	9	100.0
C63	Other Male Genital	-	-	-	-	-	-	-	-	-	-	-	-	-	-
C64	Kidney etc.	5	50.0	-	-	1	10.0	-	-	-	-	4	40.0	10	100.0
C65	Renal Pelvis	-	-	-	-	-	-	-	-	-	-	-	-	-	-
C66	Ureter	-	-	-	-	-	-	-	-	-	-	-	-	-	-
C67	Bladder	15	83.3	-	-	1	5.6	-	-	-	-	2	11.1	18	100.0
C68	Uns. Urinary Organs	-	-	-	-	-	-	-	-	-	-	-	-	-	-
C69	Eye	3	100.0	-	-	-	-	-	-	-	-	-	-	3	100.0
C70-72	Brain, Nervous System	13	61.9	-	-	-	-	-	-	-	-	8	38.1	21	100.0
C73	Thyroid	3	30.0	-	-	2	20.0	-	-	-	-	5	50.0	10	100.0
C74	Adrenal Gland	-	-	-	-	-	-	-	-	-	-	-	-	-	-
C77	Sec Lymph Nodes	3	11.1	2	7.4	21	77.8	-	-	-	-	1	3.7	27	100.0
C78	Sec Resp & Digestive	-	-	-	-	-	-	-	-	-	-	1	100.0	1	100.0
C79	Sec Others	-	-	-	-	-	-	-	-	-	-	-	-	-	-
C81	Hodgkins Disease	-	-	-	-	-	-	-	-	-	-	-	-	-	-
C82-85,C96	NHL	1	50.0	-	-	1	50.0	-	-	-	-	-	-	2	100.0
C90	Multiple Myeloma	2	18.2	-	-	-	-	-	-	9	81.8	-	-	11	100.0
C91	Lymphoid Leuk.	1	20.0	-	-	-	-	-	-	4	80.0	-	-	5	100.0
C92-94	Myeloid Leukaemia	-	-	-	-	-	-	-	-	5	71.4	2	28.6	7	100.0
C95	Leukaemia Uns	-	-	-	-	-	-	-	-	1	50.0	1	50.0	2	100.0
O&U	Other and Uns	19	16.0	1	0.8	40	33.6	-	-	-	-	59	49.6	119	100.0
	All Sites	840	59.6	7	0.5	182	12.9	-	-	20	1.4	361	25.6	1,410	100.0

TABLE: KUD-6(b): Number (#) and Proportion (%) of Cancers by Site (ICD-10) and Detailed Microscopic Diagnosis, 2005-2006 - Females : Kamrup Urban District

ICD-10	Site	Pri. Hist		Sec. Hist		Cytology		Blood Film		Bone Marrow		Others		Total	
		#	%	#	%	#	%	#	%	#	%	#	%	#	%
C00	Lip	2	50.0	-	-	-	-	-	-	-	-	2	50.0	4	100.0
C01-02	Tongue	16	88.9	-	-	1	5.6	-	-	-	-	1	5.6	18	100.0
C03-06	Mouth	34	81.0	-	-	1	2.4	-	-	-	-	7	16.7	42	100.0
C07-8	Salivary Gland	2	100.0	-	-	-	-	-	-	-	-	-	-	2	100.0
C09	Tonsil	8	66.7	-	-	2	16.7	-	-	-	-	2	16.7	12	100.0
C10	Oth. Oropharynx	9	75.0	-	-	2	16.7	-	-	-	-	1	8.3	12	100.0
C11	Nasopharynx	2	66.7	-	-	-	-	-	-	-	-	1	33.3	3	100.0
C12-13	Hypopharynx	21	84.0	-	-	1	4.0	-	-	-	-	3	12.0	25	100.0
C14	Pharynx Unspecified	-	-	-	-	-	-	-	-	-	-	1	100.	1	100.0
C15	Oesophagus	81	79.4	-	-	3	2.9	-	-	-	-	18	17.6	102	100.0
C16	Stomach	9	50.0	-	-	1	5.6	-	-	-	-	8	44.4	18	100.0
C17	Small Intestine	3	100.0	-	-	-	-	-	-	-	-	-	-	3	100.0
C18	Colon	6	66.7	-	-	-	-	-	-	-	-	3	33.3	9	100.0
C19-20	Rectum	14	87.5	-	-	-	-	-	-	-	-	2	12.5	16	100.0
C21	Anus & Anal Canal	3	100.0	-	-	-	-	-	-	-	-	-	-	3	100.0
C22	Liver	-	-	-	-	3	30.0	-	-	-	-	7	70.0	10	100.0
C23-24	Gallbladder etc.	25	26.3	-	-	24	25.3	-	-	-	-	46	48.4	95	100.0
C25	Pancreas	3	60.0	-	-	-	-	-	-	-	-	2	40.0	5	100.0
C30-31	Nose, Sinuses etc	3	75.0	-	-	-	-	-	-	-	-	1	25.0	4	100.0
C32	Larynx	6	85.7	-	-	-	-	-	-	-	-	1	14.3	7	100.0
C33-34	Lung etc.	5	21.7	-	-	12	52.2	-	-	-	-	6	26.1	23	100.0
C37-38	Other Thoracic	1	100.0	-	-	-	-	-	-	-	-	-	-	1	100.0
C40-41	Bone	2	33.3	-	-	4	66.7	-	-	-	-	-	-	6	100.0
C43	Melanoma of Skin	-	-	-	-	-	-	-	-	-	-	-	-	-	-
C44	Other Skin	8	100.0	-	-	-	-	-	-	-	-	-	-	8	100.0
C45	Mesothelioma	-	-	-	-	-	-	-	-	-	-	-	-	-	-
C46	Kaposi Sarcoma	-	-	-	-	-	-	-	-	-	-	-	-	-	-
C47+C49	Conn. & Soft Tissue	4	80.0	-	-	1	20.0	-	-	-	-	-	-	5	100.0
C50	Breast	78	57.4	-	-	34	25.0	-	-	-	-	24	17.6	136	100.0
C51	Vulva	2	100.0	-	-	-	-	-	-	-	-	-	-	2	100.0
C52	Vagina	3	75.0	-	-	-	-	-	-	-	-	1	25.0	4	100.0
C53	Cervix Uteri	97	77.6	-	-	2	1.6	-	-	-	-	26	20.8	125	100.0
C54	Corpus Uteri	4	33.3	-	-	1	8.3	-	-	-	-	7	58.3	12	100.0
C55	Uterus Unspecified	1	100.0	-	-	-	-	-	-	-	-	-	-	1	100.0
C56	Ovary etc.	30	57.7	-	-	8	15.4	-	-	-	-	14	26.9	52	100.0
C57	Other Female Genital	-	-	-	-	-	-	-	-	-	-	-	-	-	-
C58	Placenta	-	-	-	-	-	-	-	-	-	-	-	-	-	-
C64	Kidney etc.	1	25.0	-	-	1	25.0	-	-	-	-	2	50.0	4	100.0
C65	Renal Pelvis	-	-	-	-	-	-	-	-	-	-	-	-	-	-
C66	Ureter	-	-	-	-	-	-	-	-	-	-	-	-	-	-
C67	Bladder	3	100.0	-	-	-	-	-	-	-	-	-	-	3	100.0
C68	Uns. Urinary Organs	1	100.0	-	-	-	-	-	-	-	-	-	-	1	100.0
C69	Eye	-	-	-	-	-	-	-	-	-	-	1	100.	1	100.0
C70-72	Brain, Nervous System	9	81.8	-	-	-	-	-	-	-	-	2	18.2	11	100.0
C73	Thyroid	3	30.0	-	-	7	70.0	-	-	-	-	-	-	10	100.0
C74	Adrenal Gland	-	-	-	-	-	-	-	-	-	-	-	-	-	-
C77	Sec Lymph Nodes	1	6.3	-	-	12	75.0	-	-	-	-	3	18.8	16	100.0
C78	Sec Resp & Digestive	-	-	-	-	-	-	-	-	-	-	1	100.0	1	100.0
C79	Sec Others	-	-	-	-	-	-	-	-	-	-	-	-	-	-
C81	Hodgkins Disease	-	-	-	-	-	-	-	-	-	-	-	-	-	-
C82-85,C96	NHL	-	-	-	-	-	-	-	-	-	-	-	-	-	-
C90	Multiple Myeloma	1	14.3	-	-	-	-	-	-	5	71.4	1	14.3	7	100.0
C91	Lymphoid Leuk.	-	-	-	-	-	-	-	-	4	100.0	-	-	4	100.0
C92-94	Myeloid Leukaemia	-	-	-	-	-	-	-	-	6	60.0	4	40.0	10	100.0
C95	Leukaemia Uns	-	-	-	-	-	-	-	-	-	-	-	-	-	-
O&U	Other and Uns	11	25.0	-	-	10	22.7	-	-	-	-	23	52.3	44	100.0
	All Sites	512	58.3	-	-	130	14.8	-	-	15	1.7	221	25.2	878	100.0

**TABLE KUD-7 (a): Number of Cancer Deaths by Five Year Age Group and Site (ICD-10):
2005-2006 – Males**

%= Relative Proportion of Cancers of All Sites.

Kamrup Urban District

ICD-10	Site	0-4	5-9	10-14	15-19	20-24	25-29	30-34	35-39	40-44	45-49	50-54	55-59	60-64	65-69	70-74	75+	Unkn	Total	%
C00	Lip	-	-	-	-	-	-	-	-	-	-	-	-	-	-	-	-	-	-	-
C01-02	Tongue	-	-	-	-	-	-	-	-	-	2	1	-	2	1	1	2	-	9	3.86
C03-06	Mouth	-	-	-	-	-	-	-	-	1	-	1	1	-	1	-	-	-	4	1.72
C07-8	Salivary Gland	-	-	-	-	-	-	-	1	-	-	-	-	-	-	-	-	-	1	0.43
C09	Tonsil	-	-	-	-	-	-	-	-	-	1	-	2	-	-	-	-	-	3	1.29
C10	Oth. Oropharynx	-	-	-	-	-	-	-	-	-	-	-	-	-	1	-	1	-	2	0.86
C11	Nasopharynx	-	-	-	-	-	-	-	-	-	-	-	-	-	-	-	-	-	-	-
C12-13	Hypopharynx	-	-	-	-	-	-	-	1	-	-	2	1	2	3	1	2	-	12	5.15
C14	Pharynx Unspecified	-	-	-	-	-	-	-	-	1	-	1	2	-	1	-	2	-	7	3.00
C15	Oesophagus	-	-	-	-	1	-	1	-	4	5	10	4	11	3	6	6	-	51	21.89
C16	Stomach	-	-	-	-	-	-	-	-	-	1	2	2	-	1	-	1	-	7	3.00
C17	Small Intestine	-	-	-	-	-	-	-	-	-	-	-	-	-	-	-	-	-	-	-
C18	Colon	-	-	-	-	-	-	-	-	-	-	4	-	-	-	-	1	-	5	2.15
C19-20	Rectum	-	-	-	-	-	-	-	-	-	-	-	-	-	-	-	-	-	-	-
C21	Anus & Anal Canal	-	-	-	-	-	-	-	-	-	-	-	-	-	-	-	-	-	-	-
C22	Liver	-	-	-	-	-	-	-	1	2	4	-	3	2	2	1	2	-	17	7.30
C23-24	Gallbladder etc.	-	-	-	-	-	-	-	-	1	2	1	3	1	-	3	-	-	11	4.72
C25	Pancreas	-	-	-	-	-	-	-	-	-	-	-	-	-	-	-	-	-	-	-
C30-31	Nose, Sinuses etc.	-	-	-	-	-	-	-	-	-	-	-	-	-	-	-	-	-	-	-
C32	Larynx	-	-	-	-	-	-	-	-	-	-	3	2	-	3	2	2	-	12	5.15
C33-34	Lung etc.	-	-	-	-	-	-	-	-	1	1	-	-	4	2	3	2	-	13	5.58
C37-38	Other Thoracic Organs	-	-	-	-	-	-	-	-	-	-	-	-	-	-	-	-	-	-	-
C40-41	Bone	-	-	-	-	-	-	-	-	-	-	-	-	-	1	-	-	-	1	0.43
C43	Melanoma of Skin	-	-	-	-	-	-	-	-	-	-	-	-	-	-	-	-	-	-	-
C44	Other Skin	-	-	-	-	-	-	-	-	-	-	-	-	-	-	-	-	-	-	-
C45	Mesothelioma	-	-	-	-	-	-	-	-	-	-	-	-	-	-	-	-	-	-	-
C46	Kaposi Sarcoma	-	-	-	-	-	-	-	-	-	-	-	-	-	-	-	-	-	-	-
C47+C49	Conn. & Soft Tissue	-	-	-	1	-	-	-	-	-	-	-	-	-	-	-	-	-	1	0.43
C50	Breast	-	-	-	-	-	-	-	1	-	-	1	-	-	-	-	-	-	2	0.86
C60	Penis	-	-	-	-	-	-	-	-	-	-	-	-	-	-	-	-	-	-	-
C61	Prostate	-	-	-	-	-	-	-	-	-	-	-	-	2	1	-	1	-	4	1.72
C62	Testis	-	-	-	-	-	-	-	-	-	1	-	-	-	-	-	-	-	1	0.43
C63	Other Male Genital	-	-	-	-	-	-	-	-	-	-	-	-	-	-	-	-	-	-	-
C64	Kidney etc.	-	-	-	-	-	-	-	-	-	-	1	-	-	1	-	-	-	2	0.86
C65	Renal Pelvis	-	-	-	-	-	-	-	-	-	-	-	-	-	-	-	-	-	-	-
C66	Ureter	-	-	-	-	-	-	-	-	-	-	-	-	-	-	-	-	-	-	-
C67	Bladder	-	-	-	-	-	-	-	-	-	1	-	-	-	-	-	-	-	1	0.43
C68	Uns. Urinary Organs	-	-	-	-	-	-	-	-	-	-	-	-	-	-	-	-	-	-	-
C69	Eye	-	-	-	-	-	-	-	-	-	-	-	-	-	-	-	-	-	-	-
C70-72	Brain, Nervous System	-	-	-	-	-	-	-	-	1	1	-	1	-	-	1	-	-	4	1.72
C73	Thyroid	-	-	-	-	-	-	-	-	-	-	-	1	-	-	-	-	-	1	0.43
C74	Adrenal Gland	-	-	-	-	-	-	-	-	-	-	-	-	-	-	-	-	-	-	-
C77	Sec Lymph Nodes	-	-	-	-	-	-	-	-	-	-	-	-	-	-	2	-	-	2	0.86
C78	Sec Resp & Digestive	-	-	-	-	-	-	-	-	-	-	-	-	-	-	-	-	-	-	-
C79	Sec Others	-	-	-	-	-	-	-	-	-	-	-	-	-	-	-	-	-	-	-
C81	Hodgkins Disease	-	-	-	-	-	-	-	-	-	-	-	-	-	-	-	-	-	-	-
C82-85,C96	NHL	-	-	-	-	-	-	-	-	-	-	-	-	-	-	-	-	-	-	-
C90	Multiple Myeloma	-	-	-	-	-	-	-	-	-	-	-	1	-	-	1	-	-	2	0.86
C91	Lymphoid Leuk.	-	-	-	-	-	-	-	-	-	-	-	-	-	-	-	-	-	-	-
C92-94	Myeloid Leukaemia	-	-	-	-	-	1	-	-	-	-	1	-	-	-	-	-	-	2	0.86
C95	Leukaemia Uns	-	-	-	-	-	-	-	-	-	-	-	-	-	-	-	-	-	-	-
O&U	Other and Uns	-	-	1	-	-	-	1	1	3	7	10	9	3	7	4	10	-	56	24.03
	All Sites	-	-	1	1	1	1	2	5	14	26	38	32	27	28	25	32	-	233	100.00

**TABLE KUD-7 (b): Number of Cancer Deaths by Five Year Age Group and Site (ICD-10):
2005-2006 – Females**

%= Relative Proportion of Cancers of All Sites.

Kamrup Urban District

ICD-10	Site	0-4	5-9	10-14	15-19	20-24	25-29	30-34	35-39	40-44	45-49	50-54	55-59	60-64	65-69	70-74	75+	Unkn	Total	%
C00	Lip	-	-	-	-	-	-	-	-	-	-	-	-	-	-	-	-	-	-	-
C01-02	Tongue	-	-	-	-	-	-	-	-	-	-	-	-	-	-	-	-	-	-	-
C03-06	Mouth	-	-	-	-	-	-	-	-	-	-	-	-	-	-	-	-	-	-	-
C07-8	Salivary Gland	-	-	-	-	-	-	-	-	-	-	-	-	-	-	-	-	-	-	-
C09	Tonsil	-	-	-	-	-	-	-	-	-	-	-	-	-	-	-	-	-	-	-
C10	Oth. Oropharynx	-	-	-	-	-	-	-	-	-	-	-	-	-	-	-	-	-	-	-
C11	Nasopharynx	-	-	-	-	-	-	-	-	-	-	-	-	-	-	-	-	-	-	-
C12-13	Hypopharynx	-	-	-	-	-	-	-	-	-	-	-	-	-	-	-	-	-	-	-
C14	Pharynx Unspecified	-	-	-	-	-	-	-	-	-	-	-	-	-	-	1	-	-	1	1.09
C15	Oesophagus	-	-	-	-	-	-	-	-	-	1	1	-	1	-	1	-	-	4	4.35
C16	Stomach	-	-	-	-	-	-	-	-	-	1	2	1	1	-	-	-	-	5	5.43
C17	Small Intestine	-	-	-	-	-	-	-	-	-	-	-	-	-	-	-	-	-	-	-
C18	Colon	-	-	-	-	-	-	-	-	-	-	1	1	-	-	-	-	-	2	2.17
C19-20	Rectum	-	-	-	-	-	-	1	-	-	-	-	-	-	-	-	-	-	1	1.09
C21	Anus & Anal Canal	-	-	-	-	-	-	-	-	-	-	-	-	-	-	-	-	-	-	-
C22	Liver	-	-	-	-	-	-	-	-	-	1	1	-	-	1	2	-	-	5	5.43
C23-24	Gallbladder etc.	-	-	-	-	-	1	1	2	2	3	3	2	2	1	1	-	-	18	19.57
C25	Pancreas	-	-	-	-	-	-	-	-	-	-	-	-	-	-	1	-	-	1	1.09
C30-31	Nose, Sinuses etc.	-	-	-	-	-	-	-	-	-	-	-	-	-	-	-	-	-	-	-
C32	Larynx	-	-	-	-	-	-	-	-	-	-	-	-	-	-	-	-	-	-	-
C33-34	Lung etc.	-	-	-	-	-	-	-	-	2	-	-	1	-	-	1	1	-	5	5.43
C37-38	Other Thoracic Organs	-	-	-	-	-	-	-	-	-	-	-	-	-	-	-	-	-	-	-
C40-41	Bone	-	-	-	-	-	-	-	-	-	-	-	-	-	-	-	-	-	-	-
C43	Melanoma of Skin	-	-	-	-	-	-	-	-	-	-	-	-	-	-	-	-	-	-	-
C44	Other Skin	-	-	-	-	-	-	-	-	-	-	-	-	-	-	-	-	-	-	-
C45	Mesothelioma	-	-	-	-	-	-	-	-	-	-	-	-	-	-	-	-	-	-	-
C46	Kaposi Sarcoma	-	-	-	-	-	-	-	-	-	-	-	-	-	-	-	-	-	-	-
C47+C49	Conn. & Soft Tissue	-	-	-	-	-	-	-	-	-	-	-	-	-	-	-	-	-	-	-
C50	Breast	-	-	-	-	-	-	1	-	1	1	1	4	-	-	-	1	-	9	9.78
C51	Vulva	-	-	-	-	-	-	-	-	-	-	-	-	-	-	-	-	-	-	-
C52	Vagina	-	-	-	-	-	-	-	-	-	-	-	-	-	-	-	-	-	-	-
C53	Cervix Uteri	-	-	-	-	-	-	-	-	-	-	2	-	2	-	2	-	-	6	6.52
C54	Corpus Uteri	-	-	-	-	-	-	-	-	-	-	-	-	-	-	-	-	-	-	-
C55	Uterus Unspecified	-	-	-	-	-	-	-	-	-	-	-	-	-	-	-	-	-	-	-
C56	Ovary etc.	-	-	-	-	-	1	-	-	-	-	-	-	2	1	-	-	-	4	4.35
C57	Other Female Genital	-	-	-	-	-	-	-	-	-	-	-	-	-	-	-	-	-	-	-
C58	Placenta	-	-	-	-	-	-	-	-	-	-	-	-	-	-	-	-	-	-	-
C64	Kidney etc.	-	-	-	-	-	-	-	-	-	-	-	-	-	-	-	-	-	-	-
C65	Renal Pelvis	-	-	-	-	-	-	-	-	-	-	-	-	-	-	-	-	-	-	-
C66	Ureter	-	-	-	-	-	-	-	-	-	-	-	-	-	-	-	-	-	-	-
C67	Bladder	-	-	-	-	-	-	-	-	-	-	-	-	-	-	-	-	-	-	-
C68	Uns.Urinary Organs	-	-	-	-	-	-	-	-	-	-	-	-	-	-	-	-	-	-	-
C69	Eye	-	-	-	-	-	-	-	-	-	-	-	-	-	-	-	-	-	-	-
C70-72	Brain, Nervous System	-	-	-	-	-	-	-	-	-	-	1	-	1	-	-	-	-	2	2.17
C73	Thyroid	-	-	-	-	-	-	-	-	-	-	-	-	-	-	-	-	-	-	-
C74	Adrenal Gland	-	-	-	-	-	-	-	-	-	-	-	-	-	-	-	-	-	-	-
C77	Sec Lymph Nodes	-	-	-	-	-	-	-	-	-	-	-	1	-	-	-	-	-	1	1.09
C78	Sec Resp & Digestive	-	-	-	-	-	-	-	-	-	-	-	-	-	-	-	-	-	-	-
C79	Sec Others	-	-	-	-	-	-	-	-	-	-	-	-	-	-	-	-	-	-	-
C81	Hodgkins Disease	-	-	-	-	-	-	-	-	-	-	-	-	-	-	-	-	-	-	-
C82-85,C96	NHL	-	-	-	-	-	-	-	-	-	-	-	-	-	-	-	-	-	-	-
C90	Multiple Myeloma	-	-	-	-	-	-	-	-	-	-	-	-	-	-	-	-	-	-	-
C91	Lymphoid Leuk.	-	-	-	-	-	-	-	-	-	-	-	-	-	-	-	-	-	-	-
C92-94	Myeloid Leukaemia	-	-	-	-	-	1	-	-	-	-	-	1	1	-	1	-	-	4	4.35
C95	Leukaemia Uns	-	-	-	-	-	-	-	-	-	-	-	-	-	-	-	-	-	-	-
O&U	Other and Uns	1	-	-	-	-	-	-	3	3	5	1	4	1	2	1	3	-	24	26.09
	All Sites	1	-	-	-	-	3	3	5	8	12	13	15	11	5	11	5	-	92	100.00

TABLE: KUD-8(a):
Average Annual Age Specific, Crude (CR), Age Adjusted (AAR) (with Standard Error(SE)) and
Truncated (35-64 Yrs) (TR) Mortality Rate per 100,000 population: 2005-2006 - Males
Kamrup Urban District

ICD-10	0-4	5-9	10-14	15-19	20-24	25-29	30-34	35-39	40-44	45-49	50-54	55-59	60-64	65-69	70-74	>75	CR	AAR	SE	TR
C00	-	-	-	-	-	-	-	-	-	-	-	-	-	-	-	-	-	-	-	-
C01-02	-	-	-	-	-	-	-	-	-	3.0	1.9	-	7.8	5.9	9.1	18.9	0.8	1.3	0.46	1.9
C03-06	-	-	-	-	-	-	-	-	1.2	-	1.9	2.8	-	5.9	-	-	0.4	0.5	0.24	0.9
C07-8	-	-	-	-	-	-	-	0.9	-	-	-	-	-	-	-	-	0.1	0.1	0.05	0.2
C09	-	-	-	-	-	-	-	-	1.5	-	5.7	-	-	-	-	-	0.3	0.3	0.18	1.0
C10	-	-	-	-	-	-	-	-	-	-	-	-	-	5.9	-	9.4	0.2	0.4	0.26	-
C11	-	-	-	-	-	-	-	-	-	-	-	-	-	-	-	-	-	-	-	-
C12-13	-	-	-	-	-	-	-	0.9	-	-	3.9	2.8	7.8	17.8	9.1	18.9	1.1	1.8	0.53	2.2
C14	-	-	-	-	-	-	-	-	1.2	-	1.9	5.7	-	5.9	-	18.9	0.6	1.0	0.38	1.3
C15	-	-	-	-	0.9	-	0.9	-	4.8	7.4	19.3	11.3	43.0	17.8	54.4	56.6	4.5	6.8	0.99	12.5
C16	-	-	-	-	-	-	-	-	-	1.5	3.9	5.7	-	5.9	-	9.4	0.6	0.9	0.35	1.6
C17	-	-	-	-	-	-	-	-	-	-	-	-	-	-	-	-	-	-	-	-
C18	-	-	-	-	-	-	-	-	-	-	7.7	-	-	-	-	9.4	0.4	0.6	0.27	1.2
C19-20	-	-	-	-	-	-	-	-	-	-	-	-	-	-	-	-	-	-	-	-
C21	-	-	-	-	-	-	-	-	-	-	-	-	-	-	-	-	-	-	-	-
C22	-	-	-	-	-	-	-	0.9	2.4	5.9	-	8.5	7.8	11.8	9.1	18.9	1.5	2.1	0.55	3.9
C23-24	-	-	-	-	-	-	-	-	1.2	3.0	1.9	8.5	3.9	-	27.2	-	1.0	1.4	0.44	2.7
C25	-	-	-	-	-	-	-	-	-	-	-	-	-	-	-	-	-	-	-	-
C30-31	-	-	-	-	-	-	-	-	-	-	-	-	-	-	-	-	-	-	-	-
C32	-	-	-	-	-	-	-	-	-	-	5.8	5.7	-	17.8	18.1	18.9	1.1	1.8	0.53	1.7
C33-34	-	-	-	-	-	-	-	-	1.2	1.5	-	-	15.6	11.8	27.2	18.9	1.1	2.1	0.59	2.5
C37-38	-	-	-	-	-	-	-	-	-	-	-	-	-	-	-	-	-	-	-	-
C40-41	-	-	-	-	-	-	-	-	-	-	-	-	-	5.9	-	-	0.1	0.2	0.18	-
C43	-	-	-	-	-	-	-	-	-	-	-	-	-	-	-	-	-	-	-	-
C44	-	-	-	-	-	-	-	-	-	-	-	-	-	-	-	-	-	-	-	-
C45	-	-	-	-	-	-	-	-	-	-	-	-	-	-	-	-	-	-	-	-
C46	-	-	-	-	-	-	-	-	-	-	-	-	-	-	-	-	-	-	-	-
C47+C49	-	-	-	1.0	-	-	-	-	-	-	-	-	-	-	-	-	0.1	0.1	0.09	-
C50	-	-	-	-	-	-	-	0.9	-	-	1.9	-	-	-	-	-	0.2	0.2	0.11	0.5
C60	-	-	-	-	-	-	-	-	-	-	-	-	-	-	-	-	-	-	-	-
C61	-	-	-	-	-	-	-	-	-	-	-	-	7.8	5.9	-	9.4	0.4	0.7	0.34	1.0
C62	-	-	-	-	-	-	-	-	-	1.5	-	-	-	-	-	-	0.1	0.1	0.09	0.3
C63	-	-	-	-	-	-	-	-	-	-	-	-	-	-	-	-	-	-	-	-
C64	-	-	-	-	-	-	-	-	-	-	1.9	-	-	5.9	-	-	0.2	0.3	0.20	0.3
C65	-	-	-	-	-	-	-	-	-	-	-	-	-	-	-	-	-	-	-	-
C66	-	-	-	-	-	-	-	-	-	-	-	-	-	-	-	-	-	-	-	-
C67	-	-	-	-	-	-	-	-	-	1.5	-	-	-	-	-	-	0.1	0.1	0.09	0.3
C68	-	-	-	-	-	-	-	-	-	-	-	-	-	-	-	-	-	-	-	-
C69	-	-	-	-	-	-	-	-	-	-	-	-	-	-	-	-	-	-	-	-
C70-72	-	-	-	-	-	-	-	-	1.2	1.5	-	2.8	-	-	9.1	-	0.4	0.5	0.24	0.9
C73	-	-	-	-	-	-	-	-	-	-	-	2.8	-	-	-	-	0.1	0.1	0.11	0.4
C74	-	-	-	-	-	-	-	-	-	-	-	-	-	-	-	-	-	-	-	-
C77	-	-	-	-	-	-	-	-	-	-	-	-	-	-	18.1	-	0.2	0.4	0.26	-
C78	-	-	-	-	-	-	-	-	-	-	-	-	-	-	-	-	-	-	-	-
C79	-	-	-	-	-	-	-	-	-	-	-	-	-	-	-	-	-	-	-	-
C81	-	-	-	-	-	-	-	-	-	-	-	-	-	-	-	-	-	-	-	-
C82-85,C96	-	-	-	-	-	-	-	-	-	-	-	-	-	-	-	-	-	-	-	-
C90	-	-	-	-	-	-	-	-	-	-	-	2.8	-	-	9.1	-	0.2	0.3	0.21	0.4
C91	-	-	-	-	-	-	-	-	-	-	-	-	-	-	-	-	-	-	-	-
C92-94	-	-	-	-	-	0.9	-	-	-	-	1.9	-	-	-	-	-	0.2	0.2	0.12	0.3
C95	-	-	-	-	-	-	-	-	-	-	-	-	-	-	-	-	-	-	-	-
O&U	-	-	0.9	-	-	-	0.9	0.9	3.6	10.4	19.3	25.5	11.7	41.4	36.3	94.4	4.9	7.3	1.04	10.8
All	-	-	0.9	1.0	0.9	0.9	1.8	4.5	16.9	38.5	73.3	90.8	105.5	165.7	226.6	301.9	20.4	31.1	2.14	48.7

TABLE: KUD-8(b):
Average Annual Age Specific, Crude (CR), Age Adjusted (AAR) (with Standard Error(SE)) and
Truncated (35-64 Yrs) (TR) Mortality Rate per 100,000 population: 2005-2006 - Females
Kamrup Urban District

ICD-10	0-4	5-9	10-14	15-19	20-24	25-29	30-34	35-39	40-44	45-49	50-54	55-59	60-64	65-69	70-74	>75	CR	AAR	SE	TR
C00	-	-	-	-	-	-	-	-	-	-	-	-	-	-	-	-	-	-	-	-
C01-02	-	-	-	-	-	-	-	-	-	-	-	-	-	-	-	-	-	-	-	-
C03-06	-	-	-	-	-	-	-	-	-	-	-	-	-	-	-	-	-	-	-	-
C07-8	-	-	-	-	-	-	-	-	-	-	-	-	-	-	-	-	-	-	-	-
C09	-	-	-	-	-	-	-	-	-	-	-	-	-	-	-	-	-	-	-	-
C10	-	-	-	-	-	-	-	-	-	-	-	-	-	-	-	-	-	-	-	-
C11	-	-	-	-	-	-	-	-	-	-	-	-	-	-	-	-	-	-	-	-
C12-13	-	-	-	-	-	-	-	-	-	-	-	-	-	-	-	-	-	-	-	-
C14	-	-	-	-	-	-	-	-	-	-	-	-	-	-	11.5	-	0.1	0.2	0.23	-
C15	-	-	-	-	-	-	-	-	2.0	2.9	-	5.2	-	11.5	-	0.4	0.7	0.36	1.5	
C16	-	-	-	-	-	-	-	-	2.0	5.8	4.3	5.2	-	-	-	-	0.5	0.8	0.36	2.5
C17	-	-	-	-	-	-	-	-	-	-	-	-	-	-	-	-	-	-	-	-
C18	-	-	-	-	-	-	-	-	-	2.9	4.3	-	-	-	-	-	0.2	0.3	0.23	1.0
C19-20	-	-	-	-	-	-	1.0	-	-	-	-	-	-	-	-	-	0.1	0.1	0.06	-
C21	-	-	-	-	-	-	-	-	-	-	-	-	-	-	-	-	-	-	-	-
C22	-	-	-	-	-	-	-	-	2.0	2.9	-	-	6.8	23.1	-	-	0.5	0.9	0.43	0.8
C23-24	-	-	-	-	-	0.9	1.0	2.2	3.4	5.9	8.6	8.7	10.3	6.8	11.5	-	1.8	2.4	0.62	6.1
C25	-	-	-	-	-	-	-	-	-	-	-	-	-	11.5	-	-	0.1	0.2	0.23	-
C30-31	-	-	-	-	-	-	-	-	-	-	-	-	-	-	-	-	-	-	-	-
C32	-	-	-	-	-	-	-	-	-	-	-	-	-	-	-	-	-	-	-	-
C33-34	-	-	-	-	-	-	-	-	3.4	-	-	4.3	-	-	11.5	10.6	0.5	0.8	0.39	1.2
C37-38	-	-	-	-	-	-	-	-	-	-	-	-	-	-	-	-	-	-	-	-
C40-41	-	-	-	-	-	-	-	-	-	-	-	-	-	-	-	-	-	-	-	-
C43	-	-	-	-	-	-	-	-	-	-	-	-	-	-	-	-	-	-	-	-
C44	-	-	-	-	-	-	-	-	-	-	-	-	-	-	-	-	-	-	-	-
C45	-	-	-	-	-	-	-	-	-	-	-	-	-	-	-	-	-	-	-	-
C46	-	-	-	-	-	-	-	-	-	-	-	-	-	-	-	-	-	-	-	-
C47+C49	-	-	-	-	-	-	-	-	-	-	-	-	-	-	-	-	-	-	-	-
C50	-	-	-	-	-	-	1.0	-	1.7	2.0	2.9	17.3	-	-	-	10.6	0.9	1.3	0.46	3.4
C51	-	-	-	-	-	-	-	-	-	-	-	-	-	-	-	-	-	-	-	-
C52	-	-	-	-	-	-	-	-	-	-	-	-	-	-	-	-	-	-	-	-
C53	-	-	-	-	-	-	-	-	-	-	5.8	-	10.3	-	23.1	-	0.6	1.2	0.48	2.3
C54	-	-	-	-	-	-	-	-	-	-	-	-	-	-	-	-	-	-	-	-
C55	-	-	-	-	-	-	-	-	-	-	-	-	-	-	-	-	-	-	-	-
C56	-	-	-	-	-	0.9	-	-	-	-	-	-	10.3	6.8	-	-	0.4	0.7	0.36	1.3
C57	-	-	-	-	-	-	-	-	-	-	-	-	-	-	-	-	-	-	-	-
C58	-	-	-	-	-	-	-	-	-	-	-	-	-	-	-	-	-	-	-	-
C64	-	-	-	-	-	-	-	-	-	-	-	-	-	-	-	-	-	-	-	-
C65	-	-	-	-	-	-	-	-	-	-	-	-	-	-	-	-	-	-	-	-
C66	-	-	-	-	-	-	-	-	-	-	-	-	-	-	-	-	-	-	-	-
C67	-	-	-	-	-	-	-	-	-	-	-	-	-	-	-	-	-	-	-	-
C68	-	-	-	-	-	-	-	-	-	-	-	-	-	-	-	-	-	-	-	-
C69	-	-	-	-	-	-	-	-	-	-	-	-	-	-	-	-	-	-	-	-
C70-72	-	-	-	-	-	-	-	-	-	-	2.9	-	5.2	-	-	-	0.2	0.4	0.25	1.1
C73	-	-	-	-	-	-	-	-	-	-	-	-	-	-	-	-	-	-	-	-
C74	-	-	-	-	-	-	-	-	-	-	-	-	-	-	-	-	-	-	-	-
C77	-	-	-	-	-	-	-	-	-	-	-	4.3	-	-	-	-	0.1	0.2	0.17	0.6
C78	-	-	-	-	-	-	-	-	-	-	-	-	-	-	-	-	-	-	-	-
C79	-	-	-	-	-	-	-	-	-	-	-	-	-	-	-	-	-	-	-	-
C81	-	-	-	-	-	-	-	-	-	-	-	-	-	-	-	-	-	-	-	-
C82-85,C96	-	-	-	-	-	-	-	-	-	-	-	-	-	-	-	-	-	-	-	-
C90	-	-	-	-	-	-	-	-	-	-	-	-	-	-	-	-	-	-	-	-
C91	-	-	-	-	-	-	-	-	-	-	-	-	-	-	-	-	-	-	-	-
C92-94	-	-	-	-	-	0.9	-	-	-	-	-	4.3	5.2	-	11.5	-	0.4	0.7	0.36	1.2
C95	-	-	-	-	-	-	-	-	-	-	-	-	-	-	-	-	-	-	-	-
O&U	1.4	-	-	-	-	-	-	3.2	5.1	9.8	2.9	17.3	5.2	13.7	11.5	31.7	2.4	3.6	0.77	6.9
All	1.4	-	-	-	-	2.6	3.1	5.4	13.5	23.6	37.4	64.9	56.7	34.2	126.8	52.9	9.3	14.5	1.59	29.9

**TABLE: KUD-9(a): Cumulative Rate (Cu.Rate%) & Cumulative Risk (Cu.Risk) of Individual Sites (ICD-10) Based Age Specific Rates (from 0-64 Years and from 0-74 Years) : 2005-2006 - Males
Kamrup Urban District**

ICD-10	Site	0 - 64 Years		0 - 74 Years	
		Cu. Rate %	Cu. Risk	Cu. Rate%	Cu. Risk
C00	Lip	0.06	0.06	0.20	0.20
C01-02	Tongue	0.56	0.56	1.61	1.60
C03-06	Mouth	0.49	0.49	1.10	1.09
C07-8	SalivaryGland	0.02	0.02	0.02	0.02
C09	Tonsil	0.49	0.49	0.79	0.79
C10	Oth. Oropharynx	0.48	0.48	0.80	0.79
C11	Nasopharynx	0.05	0.05	0.14	0.14
C12-13	Hypopharynx	1.12	1.12	2.77	2.73
C14	Pharynx Unspecified	0.06	0.06	0.16	0.16
C15	Oesophagus	2.35	2.33	4.30	4.21
C16	Stomach	0.62	0.62	1.05	1.05
C17	Small Intestine	0.01	0.01	0.01	0.01
C18	Colon	0.16	0.16	0.34	0.34
C19-20	Rectum	0.15	0.15	0.21	0.21
C21	Anus & Anal Canal	0.01	0.01	0.05	0.05
C22	Liver	0.22	0.22	0.37	0.37
C23-24	Gallbladder etc.	0.34	0.34	0.58	0.57
C25	Pancreas	0.08	0.08	0.08	0.08
C30-31	Nose,Sinuses etc.	0.01	0.01	0.04	0.04
C32	Larynx	0.49	0.49	1.28	1.27
C33-34	Lung etc.	0.62	0.61	1.78	1.77
C37-38	Other Thoracic Organs	0.01	0.01	0.01	0.01
C40-41	Bone	0.09	0.09	0.09	0.09
C43	Melanoma of Skin	-	-	-	-
C44	Other Skin	0.10	0.10	0.30	0.30
C45	Mesothelioma	-	-	-	-
C46	Kaposi Sarcoma	-	-	-	-
C47+C49	Conn. & Soft Tissue	0.02	0.02	0.02	0.02
C50	Breast	0.03	0.03	0.03	0.03
C60	Penis	0.10	0.10	0.16	0.16
C61	Prostate	0.20	0.20	0.80	0.80
C62	Testis	0.05	0.05	0.05	0.05
C63	Other Male Genital	-	-	-	-
C64	Kidneyetc.	0.08	0.08	0.15	0.15
C65	Renal Pelvis	-	-	-	-
C66	Ureter	-	-	-	-
C67	Bladder	0.12	0.12	0.35	0.35
C68	Uns.UrinaryOrgans	-	-	-	-
C69	Eye	0.04	0.04	0.04	0.04
C70-72	Brain,Nervous System	0.13	0.13	0.21	0.21
C73	Thyroid	0.10	0.10	0.10	0.10
C74	Adrenal Gland	-	-	-	-
C77	Sec Lymph Nodes	0.06	0.06	0.13	0.13
C78	Sec Resp& Digestive	0.00	0.00	0.00	0.00
C79	Sec Others	-	-	-	-
C81	Hodgkins Disease	0.05	0.05	0.05	0.05
C82-85,C96	NHL	0.09	0.09	0.21	0.21
C90	Multiple Myeloma	0.07	0.07	0.18	0.18
C91	Lymphoid Leuk.	0.03	0.03	0.03	0.03
C92-94	Myeloid Leukaemia	0.05	0.05	0.05	0.05
C95	Leukaemia Uns	0.01	0.01	0.05	0.05
O&U	Other and Uns	0.70	0.69	1.85	1.83
	All Sites	10.52	9.98	22.55	20.18

**TABLE: KUD-9(b): Cumulative Rate (Cu.Rate%) & Cumulative Risk (Cu.Risk) of Individual Sites (ICD-10) Based Age Specific Rates (from 0-64 Years and from 0-74 Years) : 2005-2006 - Females
Kamrup Urban District**

ICD-10	Site	0 - 64 Years		0 - 74 Years	
		Cu. Rate %	Cu. Risk	Cu. Rate%	Cu. Risk
C00	Lip	0.05	0.05	0.05	0.05
C01-02	Tongue	0.15	0.15	0.38	0.38
C03-06	Mouth	0.43	0.42	0.77	0.77
C07-8	SalivaryGland	0.03	0.03	0.03	0.03
C09	Tonsil	0.09	0.09	0.27	0.27
C10	Oth. Oropharynx	0.16	0.16	0.23	0.23
C11	Nasopharynx	0.03	0.03	0.07	0.07
C12-13	Hypopharynx	0.25	0.25	0.57	0.57
C14	Pharynx Unspecified	-	-	0.06	0.06
C15	Oesophagus	1.00	1.00	1.93	1.91
C16	Stomach	0.20	0.20	0.32	0.32
C17	Small Intestine	0.02	0.02	0.07	0.07
C18	Colon	0.08	0.08	0.13	0.13
C19-20	Rectum	0.10	0.10	0.37	0.37
C21	Anus & Anal Canal	0.03	0.03	0.07	0.07
C22	Liver	0.06	0.06	0.22	0.22
C23-24	Gallbladder etc.	1.06	1.06	1.81	1.79
C25	Pancreas	0.06	0.06	0.12	0.12
C30-31	Nose, Sinuses etc.	0.02	0.02	0.02	0.02
C32	Larynx	0.06	0.06	0.16	0.16
C33-34	Lung etc.	0.31	0.31	0.52	0.51
C37-38	Other Thoracic Organs	-	-	0.03	0.03
C40-41	Bone	0.07	0.07	0.07	0.07
C43	Melanoma of Skin	-	-	-	-
C44	Other Skin	0.10	0.10	0.15	0.15
C45	Mesothelioma	-	-	-	-
C46	Kaposi Sarcoma	-	-	-	-
C47 + C49	Conn. & Soft Tissue	0.07	0.07	0.07	0.07
C50	Breast	1.31	1.30	1.97	1.95
C51	Vulva	0.03	0.03	0.08	0.08
C52	Vagina	0.03	0.02	0.06	0.06
C53	Cervix Uteri	1.46	1.45	2.11	2.09
C54	Corpus Uteri	0.18	0.18	0.31	0.31
C55	Uterus Unspecified	0.03	0.03	0.03	0.03
C56	Ovary etc.	0.60	0.60	0.95	0.95
C57	Other Female Genital	-	-	-	-
C58	Placenta	-	-	-	-
C64	Kidneyetc.	0.03	0.03	0.09	0.09
C65	Renal Pelvis	-	-	-	-
C66	Ureter	-	-	-	-
C67	Bladder	0.02	0.02	0.11	0.11
C68	Uns.UrinaryOrgans	0.01	0.01	0.01	0.01
C69	Eye	0.01	0.01	0.01	0.01
C70-72	Brain,Nervous System	0.18	0.18	0.18	0.18
C73	Thyroid	0.11	0.11	0.11	0.11
C74	Adrenal Gland	-	-	-	-
C77	Sec Lymph Nodes	0.03	0.03	0.03	0.03
C78	Sec Resp& Digestive	0.03	0.03	0.03	0.03
C79	Sec Others	-	-	-	-
C81	Hodgkins Disease	0.02	0.02	0.02	0.02
C82-85,C96	NHL	0.08	0.08	0.17	0.17
C90	Multiple Myeloma	0.08	0.08	0.12	0.12
C91	Lymphoid Leuk.	0.04	0.04	0.07	0.07
C92-94	Myeloid Leukaemia	0.07	0.07	0.16	0.16
C95	Leukaemia Uns	-	-	-	-
O&U	Other and Uns	0.51	0.51	0.90	0.90
	All Sites	9.25	8.84	16.01	14.79

POPULATION BASED CANCER REGISTRY, SILCHAR TOWN Silchar Medical College, Silchar

Dr. Sekhar Chakravarty

Principal Investigator, Vice Principal, Silchar Medical College, Silchar, Assam

Dr. Debashis Dutta

Co - Investigator, Associate Professor, Dept. of Pathology, Silchar Medical College, Silchar, Assam

The Population Based Cancer Registry covering Silchar town started functioning from 1st August, 2003. The registry is located in the Department of Pathology of Silchar Medical College at Silchar Town of Assam. The registry covered approximately one and a half lakh urban population of Silchar Municipal area. From January 2007 the area of the registry has been expanded to cover entire Cachar district. The district of Cachar comprises of 14,44,921 population (as per 2001 census), out of that male population is 7,43,042 and female is 7,01,879. The sex ratio (female : male) is 945 per 1000 (as per 2001 census).

Silchar town is the Head Quarters of Cachar District of Assam. For its strategic location, it is considered as the gateway to the States of Mizoram, Manipur and Tripura. There is one Govt. Medical College, one Cancer Hospital, many private Nursing Homes and Diagnostic centres. The town caters the entire population of Southern Assam comprising of Cachar, Karimganj and Hailakandi District. In addition, it renders health care to a sizeable population of adjacent states of Tripura. Silchar town is located at an altitude of 27 metres above sea level at a latitude 25.8 degree N and longitude 93.15 degree E. The climate is moderate and the average annual rainfall is 2400 mm. The town consists of 28 wards with an area of 20 sq. km. The overall literacy rate is 88.3%.

The registry is equipped with a personal computer and internet facility. Dr. S. Chakravarty, Vice Principal, Silchar Medical College, is the Principal Investigator and Dr. D. Dutta, Associate Professor, Department of Pathology, is the Co-investigator.

The mechanism of the functioning of the registry is shown in the form of a flow chart. Registration of cases is done by attending various sources mostly through direct interview of the patients or his/her attendant/relative.

List of main sources of registration of cancer cases:-

1. The Department of Pathology, Radiotherapy, Medicine, Surgery, ENT, O&G and Ophthalmology of Silchar Medical College.
2. Medical records department of Silchar Medical College.
3. Hospital Referral Board, Silchar Medical College.
4. Cachar Cancer Hospital – a philanthropic organization at Silchar town.
5. Nursing homes & other hospitals – Kay Cee Nursing Home, Mediland Nursing Home, Nightingale

Nursing Home, S.M. Dev Memorial Hospital, Red Cross Hospital etc.

6. Diagnostic centres – Central Laboratory, Silchar Polyclinic Laboratory, Medinova Diagnostic Centre, Aar Gee's Medicare etc.

Core proforma are completed by collection of information from the patients or his/her relatives or attendants, in the department of Pathology. The report of cancer cases are sent to the Registry room where the staff collect information through direct interview with the patients or relatives or attendants before handing over the report.

In the Radiotherapy Department, one staff of the registry attends the OPD clinic and collects the information through direct interview and from available records. In private hospitals, nursing homes and in other diagnostic centres, the information on diagnosed, clinically suspected and under treatment cancer patients are first collected by the staff of the respective centre. These are subsequently collected by the staff of the registry at periodical intervals.

The main advantage of the methodology employed in the department of Pathology and Radiotherapy of the Medical College is that the patient or his/her attendants can be directly interviewed and completion of the core proforma can be successfully performed.

The main disadvantage of the method employed in case of the private hospitals and diagnostic centres is that direct interviewing is not possible in most of the cases and the records available are not adequate enough to fill up the core-proforma. To overcome this problem efforts are made to obtain information as much as possible from the treating doctor or diagnostician in addition to available records.

In addition, a concise proforma has been developed by the PBCR. This concise proforma takes less time to fill-up and are provided to the leading clinicians with the request to use these as the requisition slip for biopsy and FNAC. The different laboratories received these filled in proforma along with the specimen. The staff members of the PBCR collect these proforma during their visit to the diagnostic centres. In some cases, for collection of data, home visits are made after obtaining address of the patients and making prior appointment.

During registration, core-proforma is filled in by the registry staff and coding is done according ICD-O-3 and ICD-10. The data is entered into the computer. These data are sent to RMRC, Dibrugarh and the Coordinating Unit in Bangalore where duplicate/consistency checks are done by using appropriate software.

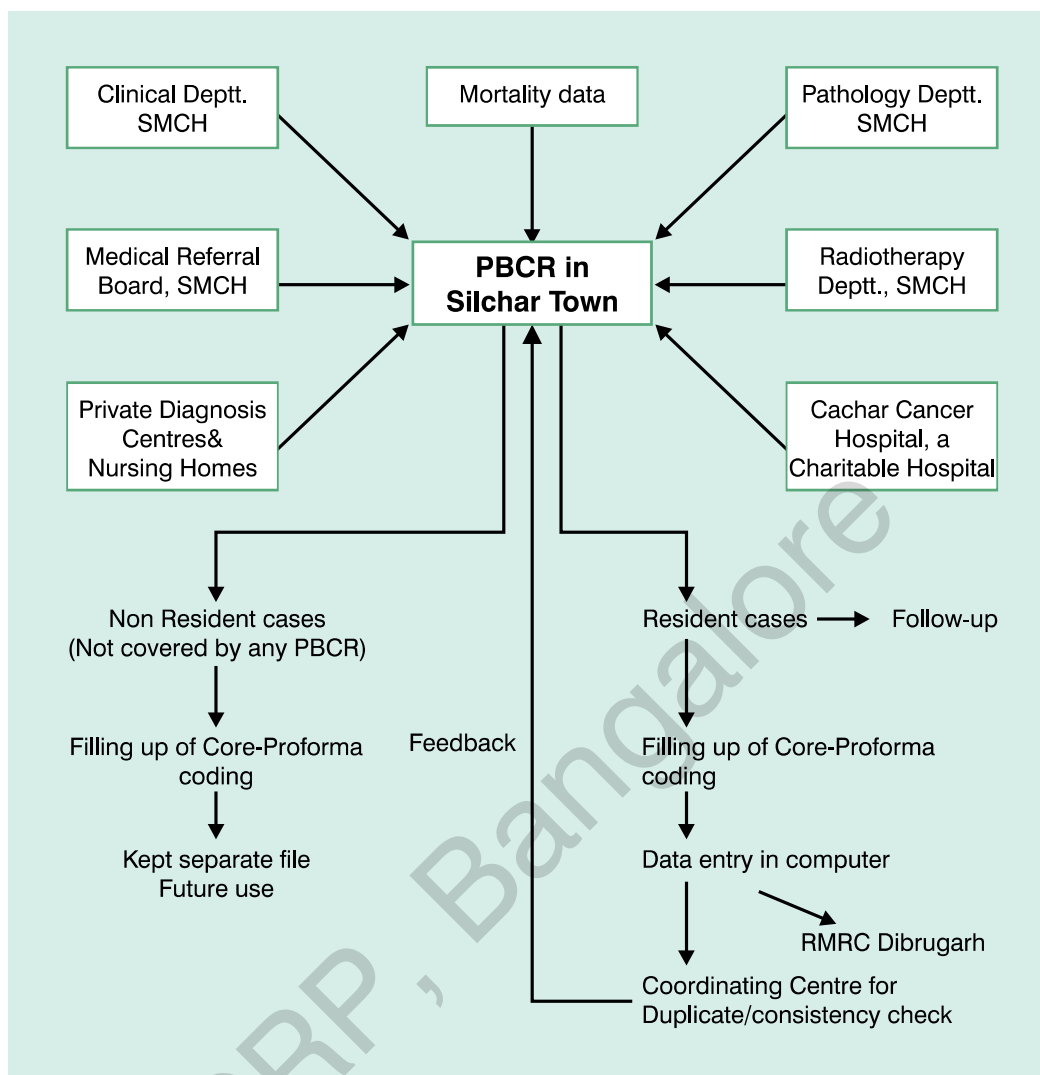
Working of Registry

It has been found that about 15% cancer patients of the registry area visit Cancer Hospitals at Guwahati and outside the State. A short list of these institutions has been made and the authorities of these institutions have been requested to provide us the data of the cases belonging to our registry.

From the year 2004, we have been receiving data on cancer cases of our registry from the following institutions:-

1. Dr. B. Borooah Cancer Hospital, Guwahati.
2. Cancer Centre and Welfare Home, Thakurpukur, Kolkata.

Flow Chart A : Working of Registry



3. Tata Memorial Hospital, Mumbai.
4. Cancer Institute (WIA), Chennai.

Working of the Death-Registration System

At present, there are three registration units in the registry area –

1. Silchar Municipal Board.
2. Silchar Medical College Hospital.
3. Silchar Civil Hospital.

Silchar Medical College and Civil Hospital maintain death registers and send monthly death reports to the District Registrar of Births and Deaths. Information on Institutional deaths (other than Medical College and Civil Hospital) and non-Institutional deaths are recorded in the registration unit of Silchar Municipal Board. The statistical part of death information is then sent to the Registrar, Births and Deaths, of the Cachar district. The certification of cause of death is done by the attending medical practitioner. It is countersigned

by a Govt. Doctor. The registry staff members visit the office of the Registrar of Births and Deaths, search the relevant information from the report and collect mortality data as per Proforma.

Earlier studies like 'Cancer Atlas Programme' have shown high incidence of cancer in the North-Eastern States of India. After establishment of the full fledged Population Based Cancer Registry at Silchar Town, we have just started to learn about the magnitude of the cancer problem in this remote part of the country, in a scientific manner. The information from the registry will have tremendous impact on formulating strategies for prevention, early diagnosis and establishment of necessary treatment facilities. The PBCR is also hoped to be the launching pad for advanced cancer research in this region.

ACKNOWLEDGMENTS:

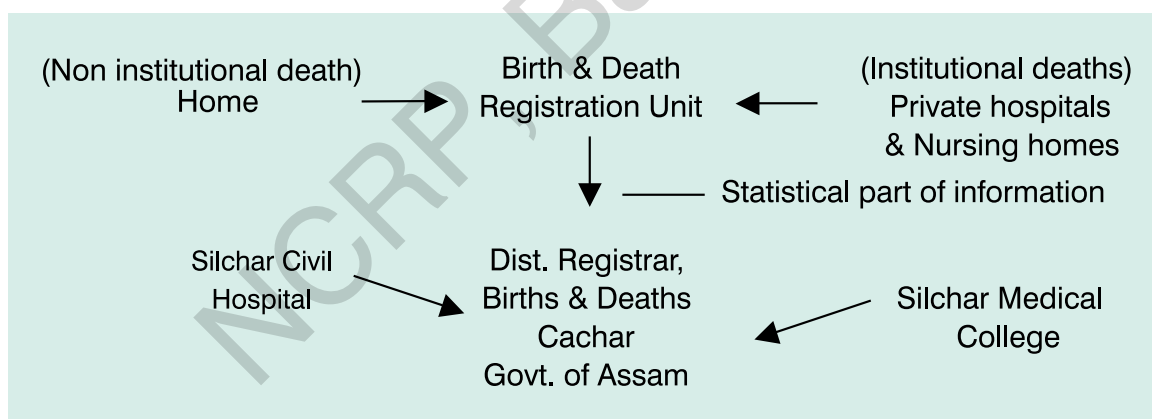
The staff of the PBCR at Silchar town are thankful to:- Dr. S.S. Dhar, Principal cum Chief Superintendent, Silchar Medical College, Silchar, Assam. Dr. R. Nath, SRF, Project of "Cancer in N.E. India: Understanding the role of Tobacco".

Mrs. Debrani Chandrani Choudhury, MSW, Project of "Cancer in N.E. India: Understanding the role of Tobacco". and

All the Clinicians of Silchar Medical College as well as of the Private sector, for their constant support, and guidance.

System of Registration and Certification of Cause of Death

Functioning of the Death Registration system is shown in the form of a flow chart below:



Registry Staff (PBCR), Silchar

Dr. Raja Prasanta Banik	:	SRF
Mrs. Madhuchhanda Goswami	:	Statistician
Mr. Biswajyoti Choudhury	:	Social Investigator
Miss. Rini Bhattacharjya	:	Social Investigator
Miss. Sraboni Mitra	:	Social Investigator

Figure SIT - 1
Population Pyramid showing Age Distribution: 2005-2006
Silchar Town

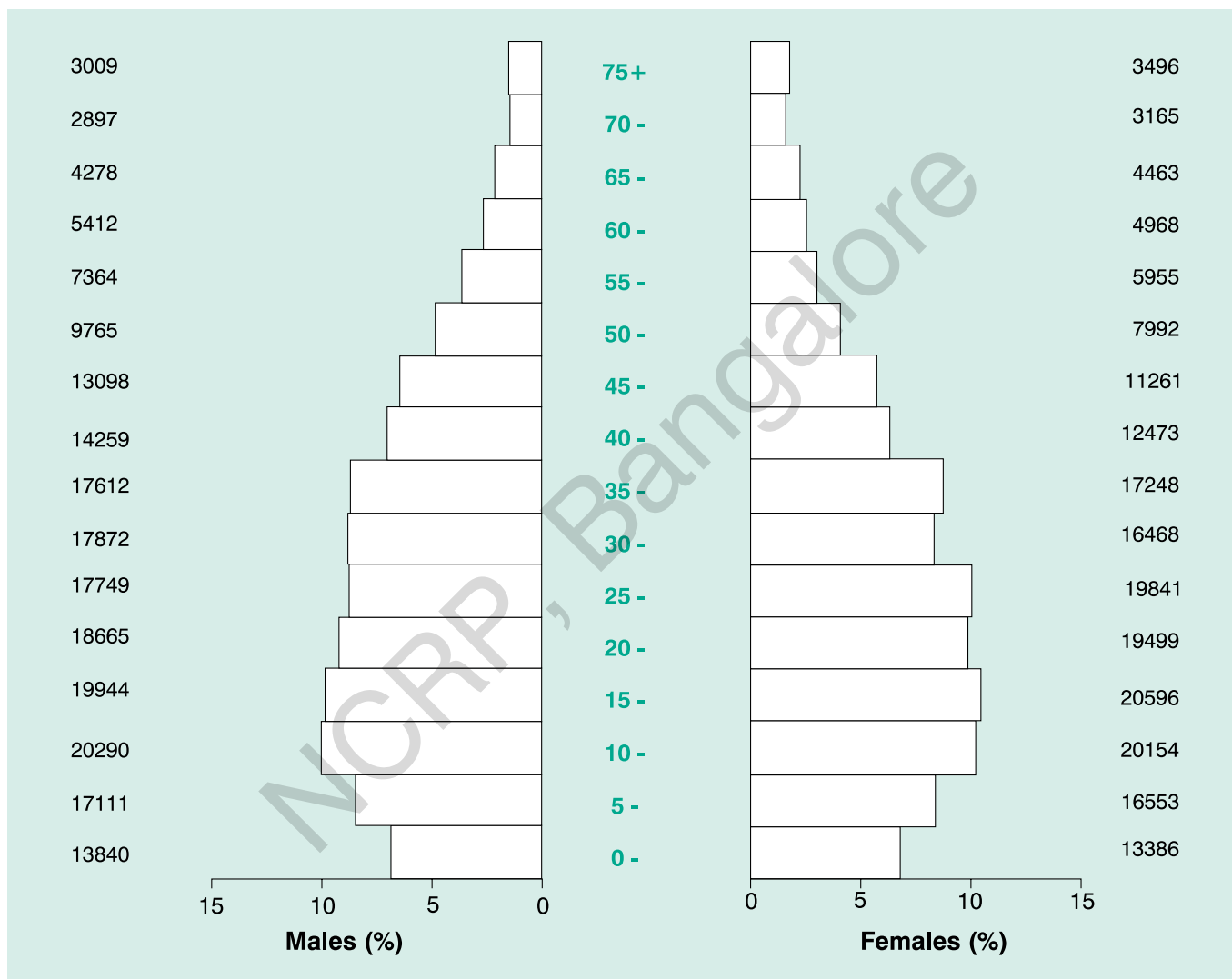


TABLE: SIT - 1

Population by Five Year Age Group and Gender: 2005-2006
Number and Relative Proportion (%)

Silchar Town

Age Group	MALES		FEMALES		TOTAL	
	Number	%	Number	%	Number	%
0-4	13840	6.81	13386	6.78	27226	6.79
5-9	17111	8.42	16553	8.38	33664	8.40
10-14	20290	9.99	20154	10.20	40445	10.09
15-19	19944	9.82	20596	10.43	40540	10.12
20-24	18665	9.19	19499	9.87	38163	9.52
25-29	17749	8.74	19841	10.05	37590	9.38
30-34	17872	8.80	16468	8.34	34340	8.57
35-39	17612	8.67	17248	8.73	34860	8.70
40-44	14259	7.02	12473	6.31	26732	6.67
45-49	13098	6.45	11261	5.70	24359	6.08
50-54	9765	4.81	7992	4.05	17757	4.43
55-59	7364	3.62	5955	3.01	13319	3.32
60-64	5412	2.66	4968	2.52	10381	2.59
65-69	4278	2.11	4463	2.26	8741	2.18
70-74	2897	1.43	3165	1.60	6062	1.51
75+	3009	1.48	3496	1.77	6505	1.62
Total	203165	100.00	197518	100.00	400683	100.00

TABLE : SIT- 2**Main Sources of Registration of Incident Cases of Cancer : 2005-2006****Silchar Town**

Name of the Institution (Source Code)	Number	%
The Dept. of Pathology, SMCH (1)	60	23.17
The Dept. of Radiotherapy, SMCH (2)	29	11.20
Cachar Cancer Hospital, Silchar (10)	19	7.34
Silchar Polyclinic Laboratory, Silchar (17)	19	7.34
Chakraborty Medical Centre (24)	8	3.09
Hospital Referral Board, SMCH (9)	5	1.93
The Dept. of E.N.T., SMCH (5)	3	1.16
Office of the Joint Director of Health Services (26)	1	0.39
The Dept. of O & G, SMCH (6)	1	0.39
Others (999)	114	44.02
Total	259	100.00

The numbers and proportion listed are the minimum number of cases. Institutions could have registered / reported more cases, since duplicate registrations and non-resident/registry cases are not included.

**TABLE SIT-3 (a): Number of Incident Cancers by Five Year Age Group and Site (ICD-10):
2005-2006 – Males**

%= Relative Proportion of Cancers of All Sites.

Silchar Town

ICD-10	Site	0-4	5-9	10-14	15-19	20-24	25-29	30-34	35-39	40-44	45-49	50-54	55-59	60-64	65-69	70-74	75+	Unkn	Total	%	
C00	Lip	-	-	-	-	-	-	-	-	-	-	-	-	-	-	-	-	-	-	-	
C01-02	Tongue	-	-	-	-	-	-	-	-	-	1	-	1	2	1	-	-	-	-	5	3.18
C03-06	Mouth	-	-	-	-	-	-	-	-	3	2	-	1	-	1	-	-	-	-	7	4.46
C07-8	Salivary Gland	-	-	-	-	-	-	-	-	-	-	1	-	-	-	-	-	-	-	1	0.64
C09	Tonsil	-	-	-	-	-	-	-	-	-	-	-	2	1	1	1	-	-	-	5	3.18
C10	Oth. Oropharynx	-	-	-	-	-	-	-	-	1	1	-	-	-	-	-	1	-	-	3	1.91
C11	Nasopharynx	-	-	-	1	-	-	-	-	-	1	-	-	-	-	-	-	-	-	2	1.27
C12-13	Hypopharynx	-	-	-	-	-	-	-	-	-	-	2	2	2	1	3	-	-	-	10	6.37
C14	Pharynx Unspecified	-	-	-	-	-	-	-	-	-	-	3	1	1	-	1	1	-	-	7	4.46
C15	Oesophagus	-	-	-	-	-	-	-	1	-	1	-	5	-	1	-	2	-	-	10	6.37
C16	Stomach	-	-	-	-	-	-	-	-	1	-	-	-	-	3	1	-	-	-	5	3.18
C17	Small Intestine	-	-	-	-	-	-	-	-	-	-	-	-	-	-	-	-	-	-	-	-
C18	Colon	-	-	-	-	-	-	-	1	-	-	1	-	-	-	-	1	-	-	3	1.91
C19-20	Rectum	-	-	-	-	-	-	-	-	-	-	-	-	-	-	-	-	-	-	-	-
C21	Anus & Anal Canal	-	-	-	-	-	-	-	-	-	-	-	-	-	-	-	-	-	-	-	-
C22	Liver	-	-	-	-	-	1	-	-	-	-	-	-	-	-	-	-	-	-	1	0.64
C23-24	Gallbladder etc.	-	-	-	-	-	-	-	-	-	1	-	2	1	-	-	-	-	-	4	2.55
C25	Pancreas	-	-	-	-	-	-	-	-	-	-	-	-	-	-	-	-	-	-	-	-
C30-31	Nose, Sinuses etc.	-	-	-	-	-	-	-	-	-	-	-	-	-	-	-	-	-	-	-	-
C32	Larynx	-	-	-	-	-	-	-	1	-	4	1	2	1	1	1	-	-	-	11	7.01
C33-34	Lung etc.	-	-	-	-	-	-	-	-	1	2	2	5	8	4	4	4	-	-	30	19.11
C37-38	Other Thoracic Organs	-	-	-	-	-	-	-	-	-	-	1	-	-	-	-	-	-	-	1	0.64
C40-41	Bone	-	-	-	-	-	-	-	-	-	3	-	-	-	-	-	-	-	-	3	1.91
C43	Melanoma of Skin	-	-	-	-	-	-	-	-	-	-	-	-	-	-	-	-	-	-	-	-
C44	Other Skin	-	-	-	-	-	-	-	-	-	-	1	1	-	-	-	-	-	-	2	1.27
C45	Mesothelioma	-	-	-	-	-	-	-	-	-	-	-	-	-	-	-	-	-	-	-	-
C46	Kaposi Sarcoma	-	-	-	-	-	-	-	-	-	-	-	-	-	-	-	-	-	-	-	-
C47+C49	Conn. & Soft Tissue	-	-	-	-	-	-	-	-	-	-	-	-	-	-	-	-	-	-	-	-
C50	Breast	-	-	-	-	-	-	-	-	-	-	-	-	-	1	-	-	-	-	1	0.64
C60	Penis	-	-	-	-	-	-	-	-	-	-	2	-	-	-	-	-	-	-	2	1.27
C61	Prostate	-	-	-	-	-	-	-	-	-	-	-	-	-	1	-	2	-	-	3	1.91
C62	Testis	-	-	-	-	-	-	-	-	-	-	-	-	-	-	-	-	-	-	-	-
C63	Other Male Genital	-	-	-	-	-	-	-	-	-	-	-	-	-	-	-	-	-	-	-	-
C64	Kidney etc.	-	-	-	-	-	-	-	-	-	-	-	-	1	-	-	-	-	-	1	0.64
C65	Renal Pelvis	-	-	-	-	-	-	-	-	-	-	-	-	-	-	-	-	-	-	-	-
C66	Ureter	-	-	-	-	-	-	-	-	-	-	-	-	-	-	-	-	-	-	-	-
C67	Bladder	-	-	-	-	-	-	-	-	1	-	-	-	-	-	1	-	-	-	2	1.27
C68	Uns. Urinary Organs	-	-	-	-	-	-	-	-	-	-	-	1	-	-	1	-	-	-	2	1.27
C69	Eye	-	-	-	-	-	-	-	-	-	-	-	-	-	-	-	-	-	-	-	-
C70-72	Brain, Nervous System	-	-	-	-	-	-	-	-	-	-	-	-	-	-	-	-	-	-	-	-
C73	Thyroid	-	-	-	-	-	-	-	-	-	-	-	-	1	-	1	-	-	-	2	1.27
C74	Adrenal Gland	-	-	-	-	-	-	-	-	-	-	-	-	-	-	-	-	-	-	-	-
C77	Sec Lymph Nodes	-	-	1	-	-	-	-	-	1	-	-	-	-	-	-	-	-	-	2	1.27
C78	Sec Resp & Digestive	-	-	-	-	-	-	-	-	-	-	-	-	-	-	-	-	-	-	-	-
C79	Sec Others	-	-	-	-	-	-	-	-	-	-	-	-	-	-	-	-	-	-	-	-
C81	Hodgkins Disease	-	-	-	-	-	-	-	-	-	-	-	-	-	-	-	-	-	-	-	-
C82-85,C96	NHL	-	-	-	-	-	-	-	-	-	-	-	-	-	-	-	-	-	-	-	-
C90	Multiple Myeloma	-	-	-	-	-	-	-	-	1	-	-	-	-	-	-	-	-	-	1	0.64
C91	Lymphoid Leuk.	-	1	-	-	-	-	-	-	-	-	-	-	-	-	-	-	-	-	1	0.64
C92-94	Myeloid Leukaemia	-	-	-	-	-	-	-	-	-	-	-	-	-	-	-	-	-	-	-	-
C95	Leukaemia Uns	-	-	-	-	-	-	-	-	-	-	-	-	-	-	-	-	-	-	-	-
O&U	Other and Uns	2	-	-	-	-	-	1	1	2	5	4	4	1	1	5	4	-	-	30	19.11
	All Sites	2	1	1	1	-	1	1	4	11	21	18	27	19	16	19	15	-	157	100.00	

**TABLE SIT-3 (b): Number of Incident Cancers by Five Year Age Group and Site (ICD-10):
2005-2006 – Females**

%= Relative Proportion of Cancers of All Sites.

Silchar Town

ICD-10	Site	0-4	5-9	10-14	15-19	20-24	25-29	30-34	35-39	40-44	45-49	50-54	55-59	60-64	65-69	70-74	75+	Unkn	Total	%
C00	Lip	-	-	-	-	-	-	-	-	-	-	-	-	-	-	-	-	-	-	-
C01-02	Tongue	-	-	-	-	-	-	-	-	-	-	1	-	-	2	-	1	-	4	3.92
C03-06	Mouth	-	-	-	-	-	-	-	-	-	-	-	-	-	1	-	-	-	1	0.98
C07-8	Salivary Gland	-	-	-	-	-	-	-	-	1	-	-	-	-	-	-	-	-	1	0.98
C09	Tonsil	-	-	-	-	-	-	-	-	-	-	-	-	-	-	-	-	-	-	-
C10	Oth. Oropharynx	-	-	-	-	-	-	-	-	-	-	-	-	-	-	-	-	-	-	-
C11	Nasopharynx	-	-	-	-	-	-	-	-	-	-	-	-	-	-	-	-	-	-	-
C12-13	Hypopharynx	-	-	-	-	-	-	-	-	-	-	-	-	1	2	-	-	-	3	2.94
C14	Pharynx Unspecified	-	-	-	-	-	-	-	-	-	-	-	-	-	-	-	-	-	-	-
C15	Oesophagus	-	-	-	-	-	-	1	1	-	-	4	2	1	1	2	4	-	16	15.69
C16	Stomach	-	-	-	-	-	-	-	-	-	1	-	-	1	-	-	-	-	2	1.96
C17	Small Intestine	-	-	-	-	-	-	-	-	-	-	-	-	-	-	-	-	-	-	-
C18	Colon	-	-	-	-	-	-	-	-	-	-	-	-	-	-	-	1	-	1	0.98
C19-20	Rectum	-	-	-	-	-	1	1	-	1	-	-	-	1	-	-	-	-	4	3.92
C21	Anus & Anal Canal	-	-	-	-	-	-	-	-	-	-	-	-	-	1	-	-	-	1	0.98
C22	Liver	-	-	-	-	-	-	-	-	-	-	-	-	-	-	-	-	-	-	-
C23-24	Gallbladder etc.	-	-	-	-	-	-	-	-	-	1	1	1	2	-	2	-	-	7	6.86
C25	Pancreas	-	-	-	-	-	-	-	-	-	-	-	-	-	-	-	-	-	-	-
C30-31	Nose, Sinuses etc.	-	-	-	-	-	-	-	-	-	-	-	-	-	-	-	-	-	-	-
C32	Larynx	-	-	-	-	-	-	-	-	-	-	1	-	-	-	-	-	-	1	0.98
C33-34	Lung etc.	-	-	-	-	-	-	-	1	1	-	1	-	-	-	-	1	-	4	3.92
C37-38	Other Thoracic Organs	-	-	-	-	-	-	-	-	-	-	-	-	-	-	-	-	-	-	-
C40-41	Bone	-	-	-	-	1	-	-	-	-	-	-	-	1	-	-	-	-	2	1.96
C43	Melanoma of Skin	-	-	-	-	-	-	-	-	-	-	-	-	-	-	-	-	-	-	-
C44	Other Skin	-	-	-	-	-	-	-	-	-	1	-	-	-	-	-	-	-	1	0.98
C45	Mesothelioma	-	-	-	-	-	-	-	-	-	-	-	-	-	-	-	-	-	-	-
C46	Kaposi Sarcoma	-	-	-	-	-	-	-	-	-	-	-	-	-	-	-	-	-	-	-
C47+C49	Conn. & Soft Tissue	-	-	-	-	-	-	-	-	-	-	-	-	-	-	-	-	-	-	-
C50	Breast	-	-	-	-	-	2	1	4	3	5	-	-	-	1	-	-	-	16	15.69
C51	Vulva	-	-	-	-	-	-	-	-	-	-	-	-	-	-	-	-	-	-	-
C52	Vagina	-	-	-	-	-	-	-	-	-	-	-	-	-	-	-	-	-	-	-
C53	Cervix Uteri	-	-	-	-	-	-	-	3	4	2	6	3	2	1	-	-	-	21	20.59
C54	Corpus Uteri	-	-	-	-	-	-	-	-	-	1	-	-	-	-	-	-	-	1	0.98
C55	Uterus Unspecified	-	-	-	-	-	-	-	-	-	-	-	-	-	-	-	-	-	-	-
C56	Ovary etc.	-	-	-	-	-	-	-	1	-	1	-	-	-	-	-	-	-	2	1.96
C57	Other Female Genital	-	-	-	-	-	-	-	-	-	-	-	-	-	-	-	-	-	-	-
C58	Placenta	-	-	-	-	-	-	-	-	-	-	-	-	-	-	-	-	-	-	-
C64	Kidney etc.	-	-	-	-	-	-	-	-	-	-	-	-	1	-	-	-	-	1	0.98
C65	Renal Pelvis	-	-	-	-	-	-	-	-	-	-	-	-	-	-	-	-	-	-	-
C66	Ureter	-	-	-	-	-	-	-	-	-	-	-	-	-	-	-	-	-	-	-
C67	Bladder	-	-	-	-	-	-	-	-	-	-	-	-	-	-	-	-	-	-	-
C68	Uns.Urinary Organs	-	-	-	-	-	-	-	-	-	-	-	-	-	-	-	-	-	-	-
C69	Eye	-	-	-	-	-	-	-	-	-	-	-	-	-	-	-	-	-	-	-
C70-72	Brain, Nervous System	-	-	-	-	-	-	-	-	-	1	-	-	-	-	-	-	-	1	0.98
C73	Thyroid	-	-	-	-	-	-	-	-	-	-	-	-	-	-	-	-	-	-	-
C74	Adrenal Gland	-	-	-	-	-	-	-	-	-	-	-	-	-	-	-	-	-	-	-
C77	Sec Lymph Nodes	-	-	-	-	-	-	-	-	-	-	-	-	-	-	-	-	-	-	-
C78	Sec Resp & Digestive	-	-	-	-	-	-	-	-	-	-	-	-	-	-	-	-	-	-	-
C79	Sec Others	-	-	-	-	-	-	-	-	-	-	-	-	-	-	-	-	-	-	-
C81	Hodgkins Disease	-	-	-	-	1	-	-	-	-	-	-	-	-	-	-	-	-	1	0.98
C82-85,C96	NHL	-	-	-	-	-	-	-	-	-	1	-	-	-	-	-	1	-	2	1.96
C90	Multiple Myeloma	-	-	-	-	-	-	-	-	-	-	-	-	-	-	-	-	-	-	-
C91	Lymphoid Leuk.	-	-	-	-	-	-	-	-	-	-	-	-	1	-	-	-	-	1	0.98
C92-94	Myeloid Leukaemia	-	-	-	-	-	-	-	-	-	-	-	-	-	-	-	-	-	-	-
C95	Leukaemia Uns	-	-	-	-	-	1	-	-	-	-	-	-	-	-	-	-	-	1	0.98
O&U	Other and Uns	1	-	-	-	1	-	-	-	-	1	-	1	2	-	-	1	-	7	6.86
	All Sites	1	-	-	-	3	4	3	10	10	15	14	7	13	9	4	9	-	102	100.00

TABLE: SIT-4(a):
Average Annual Age Specific, Crude (CR), Age Adjusted (AAR) (with Standard Error(SE)) and
Truncated (35-64 yrs) (TR) Incidence Rate per 100,000 population: 2005-2006 - Males
Silchar Town

ICD-10	0-4	5-9	10-14	15-19	20-24	25-29	30-34	35-39	40-44	45-49	50-54	55-59	60-64	65-69	70-74	>75	CR	AAR	SE	TR
C00	-	-	-	-	-	-	-	-	-	-	-	-	-	-	-	-	-	-	-	-
C01-02	-	-	-	-	-	-	-	-	7.6	-	13.6	37.0	23.4	-	-	-	2.5	3.2	1.45	8.0
C03-06	-	-	-	-	-	-	-	-	21.0	15.3	-	13.6	-	23.4	-	-	3.4	3.4	1.32	8.8
C07-8	-	-	-	-	-	-	-	-	-	-	10.2	-	-	-	-	-	0.5	0.5	0.51	1.7
C09	-	-	-	-	-	-	-	-	-	-	-	27.2	18.5	23.4	34.5	-	2.5	3.2	1.45	5.9
C10	-	-	-	-	-	-	-	-	7.0	7.6	-	-	-	-	-	33.2	1.5	1.5	0.91	2.8
C11	-	-	-	5.0	-	-	-	-	-	7.6	-	-	-	-	-	-	1.0	0.9	0.64	1.5
C12-13	-	-	-	-	-	-	-	-	-	-	20.5	27.2	37.0	23.4	103.6	-	4.9	6.4	2.03	11.6
C14	-	-	-	-	-	-	-	-	-	-	30.7	13.6	18.5	-	34.5	33.2	3.4	4.2	1.60	9.1
C15	-	-	-	-	-	-	-	5.7	-	7.6	-	67.9	-	23.4	-	66.5	4.9	5.5	1.78	11.3
C16	-	-	-	-	-	-	-	-	7.0	-	-	-	-	70.1	34.5	-	2.5	3.2	1.46	1.4
C17	-	-	-	-	-	-	-	-	-	-	-	-	-	-	-	-	-	-	-	-
C18	-	-	-	-	-	-	-	5.7	-	-	10.2	-	-	-	-	33.2	1.5	1.5	0.91	2.8
C19-20	-	-	-	-	-	-	-	-	-	-	-	-	-	-	-	-	-	-	-	-
C21	-	-	-	-	-	-	-	-	-	-	-	-	-	-	-	-	-	-	-	-
C22	-	-	-	-	-	5.6	-	-	-	-	-	-	-	-	-	-	0.5	0.5	0.45	-
C23-24	-	-	-	-	-	-	-	-	-	7.6	-	27.2	18.5	-	-	-	2.0	2.3	1.16	7.4
C25	-	-	-	-	-	-	-	-	-	-	-	-	-	-	-	-	-	-	-	-
C30-31	-	-	-	-	-	-	-	-	-	-	-	-	-	-	-	-	-	-	-	-
C32	-	-	-	-	-	-	-	5.7	-	30.5	10.2	27.2	18.5	23.4	34.5	-	5.4	5.9	1.82	14.6
C33-34	-	-	-	-	-	-	-	-	7.0	15.3	20.5	67.9	147.8	93.5	138.1	133.0	14.8	19.2	3.55	35.5
C37-38	-	-	-	-	-	-	-	-	-	-	10.2	-	-	-	-	-	0.5	0.5	0.51	1.7
C40-41	-	-	-	-	-	-	-	-	-	22.9	-	-	-	-	-	-	1.5	1.4	0.79	4.4
C43	-	-	-	-	-	-	-	-	-	-	-	-	-	-	-	-	-	-	-	-
C44	-	-	-	-	-	-	-	-	-	-	10.2	13.6	-	-	-	-	1.0	1.1	0.75	3.4
C45	-	-	-	-	-	-	-	-	-	-	-	-	-	-	-	-	-	-	-	-
C46	-	-	-	-	-	-	-	-	-	-	-	-	-	-	-	-	-	-	-	-
C47+C49	-	-	-	-	-	-	-	-	-	-	-	-	-	-	-	-	-	-	-	-
C50	-	-	-	-	-	-	-	-	-	-	-	-	-	23.4	-	-	0.5	0.7	0.70	-
C60	-	-	-	-	-	-	-	-	-	-	20.5	-	-	-	-	-	1.0	1.0	0.72	3.3
C61	-	-	-	-	-	-	-	-	-	-	-	-	-	23.4	-	66.5	1.5	2.0	1.17	-
C62	-	-	-	-	-	-	-	-	-	-	-	-	-	-	-	-	-	-	-	-
C63	-	-	-	-	-	-	-	-	-	-	-	-	-	-	-	-	-	-	-	-
C64	-	-	-	-	-	-	-	-	-	-	-	-	18.5	-	-	-	0.5	0.7	0.74	2.4
C65	-	-	-	-	-	-	-	-	-	-	-	-	-	-	-	-	-	-	-	-
C66	-	-	-	-	-	-	-	-	-	-	-	-	-	-	-	-	-	-	-	-
C67	-	-	-	-	-	-	-	-	7.0	-	-	-	-	-	34.5	-	1.0	1.1	0.81	1.4
C68	-	-	-	-	-	-	-	-	-	-	-	13.6	-	-	34.5	-	1.0	1.2	0.88	1.8
C69	-	-	-	-	-	-	-	-	-	-	-	-	-	-	-	-	-	-	-	-
C70-72	-	-	-	-	-	-	-	-	-	-	-	-	-	-	-	-	-	-	-	-
C73	-	-	-	-	-	-	-	-	-	-	-	-	18.5	-	34.5	-	1.0	1.4	1.01	2.4
C74	-	-	-	-	-	-	-	-	-	-	-	-	-	-	-	-	-	-	-	-
C77	-	-	4.9	-	-	-	-	-	7.0	-	-	-	-	-	-	-	1.0	0.9	0.61	1.4
C78	-	-	-	-	-	-	-	-	-	-	-	-	-	-	-	-	-	-	-	-
C79	-	-	-	-	-	-	-	-	-	-	-	-	-	-	-	-	-	-	-	-
C81	-	-	-	-	-	-	-	-	-	-	-	-	-	-	-	-	-	-	-	-
C82-85,C96	-	-	-	-	-	-	-	-	-	-	-	-	-	-	-	-	-	-	-	-
C90	-	-	-	-	-	-	-	-	7.0	-	-	-	-	-	-	-	0.5	0.4	0.42	1.4
C91	-	5.8	-	-	-	-	-	-	-	-	-	-	-	-	-	-	0.5	0.6	0.58	-
C92-94	-	-	-	-	-	-	-	-	-	-	-	-	-	-	-	-	-	-	-	-
C95	-	-	-	-	-	-	-	-	-	-	-	-	-	-	-	-	-	-	-	-
O&U	14.5	-	-	-	-	-	5.6	5.7	14.0	38.2	41.0	54.3	18.5	23.4	172.6	133.0	14.8	17.3	3.25	27.2
All	14.5	5.8	4.9	5.0	-	5.6	5.6	22.7	77.1	160.3	184.3	366.7	351.1	374.1	655.9	498.7	77.3	91.9	7.47	172.7

TABLE: SIT-4(b):
Average Annual Age Specific, Crude (CR), Age Adjusted (AAR) (with Standard Error(SE)) and
Truncated (35-64 yrs) (TR) Incidence Rate per 100,000 population: 2005-2006 - Females
Silchar Town

ICD-10	0-4	5-9	10-14	15-19	20-24	25-29	30-34	35-39	40-44	45-49	50-54	55-59	60-64	65-69	70-74	>75	CR	AAR	SE	TR
C00	-	-	-	-	-	-	-	-	-	-	-	-	-	-	-	-	-	-	-	-
C01-02	-	-	-	-	-	-	-	-	-	-	12.5	-	-	44.8	-	28.6	2.0	2.5	1.27	2.0
C03-06	-	-	-	-	-	-	-	-	-	-	-	-	22.4	-	-	-	0.5	0.7	0.67	-
C07-8	-	-	-	-	-	-	-	8.0	-	-	-	-	-	-	-	-	0.5	0.5	0.48	1.6
C09	-	-	-	-	-	-	-	-	-	-	-	-	-	-	-	-	-	-	-	-
C10	-	-	-	-	-	-	-	-	-	-	-	-	-	-	-	-	-	-	-	-
C11	-	-	-	-	-	-	-	-	-	-	-	-	-	-	-	-	-	-	-	-
C12-13	-	-	-	-	-	-	-	-	-	-	-	-	20.1	44.8	-	-	1.5	2.1	1.25	2.6
C14	-	-	-	-	-	-	-	-	-	-	-	-	-	-	-	-	-	-	-	-
C15	-	-	-	-	-	-	6.1	5.8	-	-	50.1	33.6	20.1	22.4	63.2	114.4	8.1	9.6	2.43	16.1
C16	-	-	-	-	-	-	-	-	-	8.9	-	-	20.1	-	-	-	1.0	1.3	0.97	4.3
C17	-	-	-	-	-	-	-	-	-	-	-	-	-	-	-	-	-	-	-	-
C18	-	-	-	-	-	-	-	-	-	-	-	-	-	-	-	28.6	0.5	0.6	0.57	-
C19-20	-	-	-	-	-	5.0	6.1	-	8.0	-	-	-	20.1	-	-	-	2.0	2.1	1.08	4.1
C21	-	-	-	-	-	-	-	-	-	-	-	-	-	22.4	-	-	0.5	0.7	0.67	-
C22	-	-	-	-	-	-	-	-	-	-	-	-	-	-	-	-	-	-	-	-
C23-24	-	-	-	-	-	-	-	-	-	8.9	12.5	16.8	40.3	-	63.2	-	3.5	4.7	1.79	11.1
C25	-	-	-	-	-	-	-	-	-	-	-	-	-	-	-	-	-	-	-	-
C30-31	-	-	-	-	-	-	-	-	-	-	-	-	-	-	-	-	-	-	-	-
C32	-	-	-	-	-	-	-	-	-	-	12.5	-	-	-	-	-	0.5	0.6	0.63	2.0
C33-34	-	-	-	-	-	-	-	5.8	8.0	-	12.5	-	-	-	-	28.6	2.0	2.0	1.03	4.7
C37-38	-	-	-	-	-	-	-	-	-	-	-	-	-	-	-	-	-	-	-	-
C40-41	-	-	-	-	5.1	-	-	-	-	-	-	-	20.1	-	-	-	1.0	1.2	0.90	2.6
C43	-	-	-	-	-	-	-	-	-	-	-	-	-	-	-	-	-	-	-	-
C44	-	-	-	-	-	-	-	-	-	8.9	-	-	-	-	-	-	0.5	0.5	0.53	1.7
C45	-	-	-	-	-	-	-	-	-	-	-	-	-	-	-	-	-	-	-	-
C46	-	-	-	-	-	-	-	-	-	-	-	-	-	-	-	-	-	-	-	-
C47+C49	-	-	-	-	-	-	-	-	-	-	-	-	-	-	-	-	-	-	-	-
C50	-	-	-	-	-	10.1	6.1	23.2	24.1	44.4	-	-	-	22.4	-	-	8.1	7.3	1.87	17.7
C51	-	-	-	-	-	-	-	-	-	-	-	-	-	-	-	-	-	-	-	-
C52	-	-	-	-	-	-	-	-	-	-	-	-	-	-	-	-	-	-	-	-
C53	-	-	-	-	-	-	-	17.4	32.1	17.8	75.1	50.4	40.3	22.4	-	-	10.6	12.1	2.70	36.8
C54	-	-	-	-	-	-	-	-	-	8.9	-	-	-	-	-	-	0.5	0.5	0.53	1.7
C55	-	-	-	-	-	-	-	-	-	-	-	-	-	-	-	-	-	-	-	-
C56	-	-	-	-	-	-	-	5.8	-	8.9	-	-	-	-	-	-	1.0	0.9	0.64	2.8
C57	-	-	-	-	-	-	-	-	-	-	-	-	-	-	-	-	-	-	-	-
C58	-	-	-	-	-	-	-	-	-	-	-	-	-	-	-	-	-	-	-	-
C64	-	-	-	-	-	-	-	-	-	-	-	-	20.1	-	-	-	0.5	0.8	0.81	2.6
C65	-	-	-	-	-	-	-	-	-	-	-	-	-	-	-	-	-	-	-	-
C66	-	-	-	-	-	-	-	-	-	-	-	-	-	-	-	-	-	-	-	-
C67	-	-	-	-	-	-	-	-	-	-	-	-	-	-	-	-	-	-	-	-
C68	-	-	-	-	-	-	-	-	-	-	-	-	-	-	-	-	-	-	-	-
C69	-	-	-	-	-	-	-	-	-	-	-	-	-	-	-	-	-	-	-	-
C70-72	-	-	-	-	-	-	-	-	-	8.9	-	-	-	-	-	-	0.5	0.5	0.53	1.7
C73	-	-	-	-	-	-	-	-	-	-	-	-	-	-	-	-	-	-	-	-
C74	-	-	-	-	-	-	-	-	-	-	-	-	-	-	-	-	-	-	-	-
C77	-	-	-	-	-	-	-	-	-	-	-	-	-	-	-	-	-	-	-	-
C78	-	-	-	-	-	-	-	-	-	-	-	-	-	-	-	-	-	-	-	-
C79	-	-	-	-	-	-	-	-	-	-	-	-	-	-	-	-	-	-	-	-
C81	-	-	-	-	5.1	-	-	-	-	-	-	-	-	-	-	-	0.5	0.4	0.41	-
C82-85,C96	-	-	-	-	-	-	-	-	-	8.9	-	-	-	-	-	28.6	1.0	1.1	0.78	1.7
C90	-	-	-	-	-	-	-	-	-	-	-	-	-	-	-	-	-	-	-	-
C91	-	-	-	-	-	-	-	-	-	-	-	-	20.1	-	-	-	0.5	0.8	0.81	2.6
C92-94	-	-	-	-	-	-	-	-	-	-	-	-	-	-	-	-	-	-	-	-
C95	-	-	-	-	-	5.0	-	-	-	-	-	-	-	-	-	-	0.5	0.4	0.40	-
O&U	7.5	-	-	-	5.1	-	-	-	-	8.9	-	16.8	40.3	-	-	28.6	3.5	4.7	1.82	9.1
All	7.5	-	-	-	15.4	20.2	18.2	58.0	80.2	133.2	175.2	117.6	261.7	201.7	126.4	257.4	51.6	58.8	5.98	129.7

**TABLE: SIT-5(a): Number (#) and Proportion (%) of Cancers by Site (ICD-10) and Method of Diagnosis: 2005-2006 - Males
Silchar Town**

ICD-10	Site	Microscopic		X-Ray / imaging		Clinical		Others		D.C.O		Total	
		#	%	#	%	#	%	#	%	#	%	#	%
C00	Lip	-	-	-	-	-	-	-	-	-	-	-	-
C01-02	Tongue	4	80.0	-	-	-	-	-	-	1	20.0	5	100.0
C03-06	Mouth	7	100.0	-	-	-	-	-	-	-	-	7	100.0
C07-8	Salivary Gland	1	100.0	-	-	-	-	-	-	-	-	1	100.0
C09	Tonsil	4	80.0	-	-	-	-	-	-	1	20.0	5	100.0
C10	Oth. Oropharynx	3	100.0	-	-	-	-	-	-	-	-	3	100.0
C11	Nasopharynx	2	100.0	-	-	-	-	-	-	-	-	2	100.0
C12-13	Hypopharynx	10	100.0	-	-	-	-	-	-	-	-	10	100.0
C14	Pharynx Unspecified	3	42.9	-	-	-	-	-	-	4	57.1	7	100.0
C15	Oesophagus	6	60.0	-	-	-	-	1	10.0	3	30.0	10	100.0
C16	Stomach	2	40.0	-	-	-	-	-	-	3	60.0	5	100.0
C17	Small Intestine	-	-	-	-	-	-	-	-	-	-	-	-
C18	Colon	3	100.0	-	-	-	-	-	-	-	-	3	100.0
C19-20	Rectum	-	-	-	-	-	-	-	-	-	-	-	-
C21	Anus & Anal Canal	-	-	-	-	-	-	-	-	-	-	-	-
C22	Liver	-	-	-	-	-	-	-	-	1	100.0	1	100.0
C23-24	Gallbladder etc.	1	25.0	-	-	-	-	-	-	3	75.0	4	100.0
C25	Pancreas	-	-	-	-	-	-	-	-	-	-	-	-
C30-31	Nose, Sinuses etc.	-	-	-	-	-	-	-	-	-	-	-	-
C32	Larynx	8	72.7	-	-	-	-	-	-	3	27.3	11	100.0
C33-34	Lung etc.	11	36.7	-	-	-	-	-	-	19	63.3	30	100.0
C37-38	Other Thoracic Organs	1	100.0	-	-	-	-	-	-	-	-	1	100.0
C40-41	Bone	3	100.0	-	-	-	-	-	-	-	-	3	100.0
C43	Melanoma of Skin	-	-	-	-	-	-	-	-	-	-	-	-
C44	Other Skin	2	100.0	-	-	-	-	-	-	-	-	2	100.0
C45	Mesothelioma	-	-	-	-	-	-	-	-	-	-	-	-
C46	Kaposi Sarcoma	-	-	-	-	-	-	-	-	-	-	-	-
C47+C49	Conn. & Soft Tissue	-	-	-	-	-	-	-	-	-	-	-	-
C50	Breast	1	100.0	-	-	-	-	-	-	-	-	1	100.0
C60	Penis	2	100.0	-	-	-	-	-	-	-	-	2	100.0
C61	Prostate	-	-	-	-	-	-	-	-	3	100.0	3	100.0
C62	Testis	-	-	-	-	-	-	-	-	-	-	-	-
C63	Other Male Genital	-	-	-	-	-	-	-	-	-	-	-	-
C64	Kidney etc.	-	-	-	-	-	-	-	-	1	100.0	1	100.0
C65	Renal Pelvis	-	-	-	-	-	-	-	-	-	-	-	-
C66	Ureter	-	-	-	-	-	-	-	-	-	-	-	-
C67	Bladder	2	100.0	-	-	-	-	-	-	-	-	2	100.0
C68	Uns.Urinary Organs	-	-	-	-	-	-	-	-	2	100.0	2	100.0
C69	Eye	-	-	-	-	-	-	-	-	-	-	-	-
C70-72	Brain, Nervous System	-	-	-	-	-	-	-	-	-	-	-	-
C73	Thyroid	2	100.0	-	-	-	-	-	-	-	-	2	100.0
C74	Adrenal Gland	-	-	-	-	-	-	-	-	-	-	-	-
C77	Sec Lymph Nodes	1	50.0	-	-	-	-	-	-	1	50.0	2	100.0
C78	Sec Resp & Digestive	-	-	-	-	-	-	-	-	-	-	-	-
C79	Sec Others	-	-	-	-	-	-	-	-	-	-	-	-
C81	Hodgkins Disease	-	-	-	-	-	-	-	-	-	-	-	-
C82-85,C96	NHL	-	-	-	-	-	-	-	-	-	-	-	-
C90	Multiple Myeloma	1	100.0	-	-	-	-	-	-	-	-	1	100.0
C91	Lymphoid Leuk.	1	100.0	-	-	-	-	-	-	-	-	1	100.0
C92-94	Myeloid Leukaemia	-	-	-	-	-	-	-	-	-	-	-	-
C95	Leukaemia Uns	-	-	-	-	-	-	-	-	-	-	-	-
O&U	Other and Uns	14	46.7	-	-	-	-	1	3.3	15	50.0	30	100.0
	All Sites	95	60.5	-	-	-	-	2	1.3	60	38.2	157	100.0

**TABLE: SIT-5(b): Number (#) and Proportion (%) of Cancers by Site (ICD-10) and Method of Diagnosis : 2005-2006 - Females
Silchar Town**

ICD-10	Site	Microscopic		X-Ray / imaging		Clinical		Others		D.C.O		Total	
		#	%	#	%	#	%	#	%	#	%	#	%
C00	Lip	-	-	-	-	-	-	-	-	-	-	-	-
C01-02	Tongue	4	100.0	-	-	-	-	-	-	-	-	4	100.0
C03-06	Mouth	1	100.0	-	-	-	-	-	-	-	-	1	100.0
C07-8	Salivary Gland	-	-	1	100.0	-	-	-	-	-	-	1	100.0
C09	Tonsil	-	-	-	-	-	-	-	-	-	-	-	-
C10	Oth. Oropharynx	-	-	-	-	-	-	-	-	-	-	-	-
C11	Nasopharynx	-	-	-	-	-	-	-	-	-	-	-	-
C12-13	Hypopharynx	2	66.7	-	-	-	-	-	-	1	33.3	3	100.0
C14	Pharynx Unspecified	-	-	-	-	-	-	-	-	-	-	-	-
C15	Oesophagus	11	68.8	-	-	-	-	1	6.3	4	25.0	16	100.0
C16	Stomach	1	50.0	-	-	-	-	-	-	1	50.0	2	100.0
C17	Small Intestine	-	-	-	-	-	-	-	-	-	-	-	-
C18	Colon	1	100.0	-	-	-	-	-	-	-	-	1	100.0
C19-20	Rectum	4	100.0	-	-	-	-	-	-	-	-	4	100.0
C21	Anus & Anal Canal	1	100.0	-	-	-	-	-	-	-	-	1	100.0
C22	Liver	-	-	-	-	-	-	-	-	-	-	-	-
C23-24	Gallbladder etc.	2	28.6	-	-	-	-	-	-	5	71.4	7	100.0
C25	Pancreas	-	-	-	-	-	-	-	-	-	-	-	-
C30-31	Nose, Sinuses etc.	-	-	-	-	-	-	-	-	-	-	-	-
C32	Larynx	1	100.0	-	-	-	-	-	-	-	-	1	100.0
C33-34	Lung etc.	-	-	-	-	-	-	-	-	4	100.0	4	100.0
C37-38	Other Thoracic Organs	-	-	-	-	-	-	-	-	-	-	-	-
C40-41	Bone	1	50.0	-	-	1	50.0	-	-	-	-	2	100.0
C43	Melanoma of Skin	-	-	-	-	-	-	-	-	-	-	-	-
C44	Other Skin	1	100.0	-	-	-	-	-	-	-	-	1	100.0
C45	Mesothelioma	-	-	-	-	-	-	-	-	-	-	-	-
C46	Kaposi Sarcoma	-	-	-	-	-	-	-	-	-	-	-	-
C47+C49	Conn. & Soft Tissue	-	-	-	-	-	-	-	-	-	-	-	-
C50	Breast	14	87.5	-	-	-	-	-	-	2	12.5	16	100.0
C51	Vulva	-	-	-	-	-	-	-	-	-	-	-	-
C52	Vagina	-	-	-	-	-	-	-	-	-	-	-	-
C53	Cervix Uteri	20	95.2	-	-	-	-	-	-	1	4.8	21	100.0
C54	Corpus Uteri	1	100.0	-	-	-	-	-	-	-	-	1	100.0
C55	Uterus Unspecified	-	-	-	-	-	-	-	-	-	-	-	-
C56	Ovary etc.	2	100.0	-	-	-	-	-	-	-	-	2	100.0
C57	Other Female Genital	-	-	-	-	-	-	-	-	-	-	-	-
C58	Placenta	-	-	-	-	-	-	-	-	-	-	-	-
C64	Kidney etc.	-	-	-	-	-	-	-	-	1	100.0	1	100.0
C65	Renal Pelvis	-	-	-	-	-	-	-	-	-	-	-	-
C66	Ureter	-	-	-	-	-	-	-	-	-	-	-	-
C67	Bladder	-	-	-	-	-	-	-	-	-	-	-	-
C68	Uns.Urinary Organs	-	-	-	-	-	-	-	-	-	-	-	-
C69	Eye	-	-	-	-	-	-	-	-	-	-	-	-
C70-72	Brain, Nervous System	1	100.0	-	-	-	-	-	-	-	-	1	100.0
C73	Thyroid	-	-	-	-	-	-	-	-	-	-	-	-
C74	Adrenal Gland	-	-	-	-	-	-	-	-	-	-	-	-
C77	Sec Lymph Nodes	-	-	-	-	-	-	-	-	-	-	-	-
C78	Sec Resp & Digestive	-	-	-	-	-	-	-	-	-	-	-	-
C79	Sec Others	-	-	-	-	-	-	-	-	-	-	-	-
C81	Hodgkins Disease	1	100.0	-	-	-	-	-	-	-	-	1	100.0
C82-85,C96	NHL	2	100.0	-	-	-	-	-	-	-	-	2	100.0
C90	Multiple Myeloma	-	-	-	-	-	-	-	-	-	-	-	-
C91	Lymphoid Leuk.	1	100.0	-	-	-	-	-	-	-	-	1	100.0
C92-94	Myeloid Leukaemia	-	-	-	-	-	-	-	-	-	-	-	-
C95	Leukaemia Uns	1	100.0	-	-	-	-	-	-	-	-	1	100.0
O&U	Other and Uns	6	85.7	-	-	-	-	1	14.3	-	-	7	100.0
	All Sites	79	77.5	1	1.0	1	1.0	2	2.0	19	18.6	102	100.0

TABLE: SIT-6(a): Number (#) and Proportion (%) of Cancers by Site (ICD-10) and Detailed Microscopic Diagnosis, 2005-2006 - Males : Silchar Town

ICD-10	Site	Pri. Hist		Sec. Hist		Cytology		Blood Film		Bone Marrow		Others		Total	
		#	%	#	%	#	%	#	%	#	%	#	%	#	%
C00	Lip	-	-	-	-	-	-	-	-	-	-	-	-	-	-
C01-02	Tongue	2	40.0	-	-	2	40.0	-	-	-	-	1	20.0	5	100.0
C03-06	Mouth	7	100.0	-	-	-	-	-	-	-	-	-	-	7	100.0
C07-8	Salivary Gland	1	100.0	-	-	-	-	-	-	-	-	-	-	1	100.0
C09	Tonsil	2	40.0	-	-	2	40.0	-	-	-	-	1	20.0	5	100.0
C10	Oth. Oropharynx	3	100.0	-	-	-	-	-	-	-	-	-	-	3	100.0
C11	Nasopharynx	2	100.0	-	-	-	-	-	-	-	-	-	-	2	100.0
C12-13	Hypopharynx	8	80.0	-	-	2	20.0	-	-	-	-	-	-	10	100.0
C14	Pharynx Unspecified	1	14.3	-	-	2	28.6	-	-	-	-	4	57.1	7	100.0
C15	Oesophagus	5	50.0	-	-	1	10.0	-	-	-	-	4	40.0	10	100.0
C16	Stomach	2	40.0	-	-	-	-	-	-	-	-	3	60.0	5	100.0
C17	Small Intestine	-	-	-	-	-	-	-	-	-	-	-	-	-	-
C18	Colon	3	100.0	-	-	-	-	-	-	-	-	-	-	3	100.0
C19-20	Rectum	-	-	-	-	-	-	-	-	-	-	-	-	-	-
C21	Anus & Anal Canal	-	-	-	-	-	-	-	-	-	-	-	-	-	-
C22	Liver	-	-	-	-	-	-	-	-	-	-	1	100.0	1	100.0
C23-24	Gallbladder etc.	1	25.0	-	-	-	-	-	-	-	-	3	75.0	4	100.0
C25	Pancreas	-	-	-	-	-	-	-	-	-	-	-	-	-	-
C30-31	Nose, Sinuses etc.	-	-	-	-	-	-	-	-	-	-	-	-	-	-
C32	Larynx	5	45.5	-	-	3	27.3	-	-	-	-	3	27.3	11	100.0
C33-34	Lung etc.	2	6.7	-	-	9	30.0	-	-	-	-	19	63.3	30	100.0
C37-38	Other Thoracic Organs	-	-	-	-	1	100.0	-	-	-	-	-	-	1	100.0
C40-41	Bone	2	66.7	-	-	-	-	-	-	1	33.3	-	-	3	100.0
C43	Melanoma of Skin	-	-	-	-	-	-	-	-	-	-	-	-	-	-
C44	Other Skin	2	100.0	-	-	-	-	-	-	-	-	-	-	2	100.0
C45	Mesothelioma	-	-	-	-	-	-	-	-	-	-	-	-	-	-
C46	Kaposi Sarcoma	-	-	-	-	-	-	-	-	-	-	-	-	-	-
C47+C49	Conn. & Soft Tissue	-	-	-	-	-	-	-	-	-	-	-	-	-	-
C50	Breast	-	-	-	-	1	100.0	-	-	-	-	-	-	1	100.0
C60	Penis	2	100.0	-	-	-	-	-	-	-	-	-	-	2	100.0
C61	Prostate	-	-	-	-	-	-	-	-	-	-	3	100.0	3	100.0
C62	Testis	-	-	-	-	-	-	-	-	-	-	-	-	-	-
C63	Other Male Genital	-	-	-	-	-	-	-	-	-	-	-	-	-	-
C64	Kidney etc.	-	-	-	-	-	-	-	-	-	-	1	100.0	1	100.0
C65	Renal Pelvis	-	-	-	-	-	-	-	-	-	-	-	-	-	-
C66	Ureter	-	-	-	-	-	-	-	-	-	-	-	-	-	-
C67	Bladder	2	100.0	-	-	-	-	-	-	-	-	-	-	2	100.0
C68	Uns. Urinary Organs	-	-	-	-	-	-	-	-	-	-	2	100.0	2	100.0
C69	Eye	-	-	-	-	-	-	-	-	-	-	-	-	-	-
C70-72	Brain, Nervous System	-	-	-	-	-	-	-	-	-	-	-	-	-	-
C73	Thyroid	2	100.0	-	-	-	-	-	-	-	-	-	-	2	100.0
C74	Adrenal Gland	-	-	-	-	-	-	-	-	-	-	-	-	-	-
C77	Sec Lymph Nodes	-	-	-	-	1	50.0	-	-	-	-	1	50.0	2	100.0
C78	Sec Resp & Digestive	-	-	-	-	-	-	-	-	-	-	-	-	-	-
C79	Sec Others	-	-	-	-	-	-	-	-	-	-	-	-	-	-
C81	Hodgkins Disease	-	-	-	-	-	-	-	-	-	-	-	-	-	-
C82-85,C96	NHL	-	-	-	-	-	-	-	-	-	-	-	-	-	-
C90	Multiple Myeloma	-	-	-	-	-	-	-	-	1	100.0	-	-	1	100.0
C91	Lymphoid Leuk.	-	-	-	-	-	-	1	100.0	-	-	-	-	1	100.0
C92-94	Myeloid Leukaemia	-	-	-	-	-	-	-	-	-	-	-	-	-	-
C95	Leukaemia Uns	-	-	-	-	-	-	-	-	-	-	-	-	-	-
O&U	Other and Uns	7	23.3	1	3.3	6	20.0	-	-	-	-	16	53.3	30	100.0
	All Sites	61	38.9	1	0.6	30	19.1	1	0.6	2	1.3	62	39.5	157	100.0

TABLE: SIT-6(b): Number (#) and Proportion (%) of Cancers by Site (ICD-10) and Detailed Microscopic Diagnosis, 2005-2006 - Females : Silchar Town

ICD-10	Site	Pri. Hist		Sec. Hist		Cytology		Blood Film		Bone Marrow		Others		Total	
		#	%	#	%	#	%	#	%	#	%	#	%	#	%
C00	Lip	-	-	-	-	-	-	-	-	-	-	-	-	-	-
C01-02	Tongue	3	75.0	-	-	1	25.0	-	-	-	-	-	-	4	100.0
C03-06	Mouth	1	100.0	-	-	-	-	-	-	-	-	-	-	1	100.0
C07-8	Salivary Gland	-	-	-	-	-	-	-	-	-	-	1	100.0	1	100.0
C09	Tonsil	-	-	-	-	-	-	-	-	-	-	-	-	-	-
C10	Oth. Oropharynx	-	-	-	-	-	-	-	-	-	-	-	-	-	-
C11	Nasopharynx	-	-	-	-	-	-	-	-	-	-	-	-	-	-
C12-13	Hypopharynx	2	66.7	-	-	-	-	-	-	-	-	1	33.3	3	100.0
C14	Pharynx Unspecified	-	-	-	-	-	-	-	-	-	-	-	-	-	-
C15	Oesophagus	9	56.3	-	-	2	12.5	-	-	-	-	5	31.3	16	100.0
C16	Stomach	1	50.0	-	-	-	-	-	-	-	-	1	50.0	2	100.0
C17	Small Intestine	-	-	-	-	-	-	-	-	-	-	-	-	-	-
C18	Colon	1	100.0	-	-	-	-	-	-	-	-	-	-	1	100.0
C19-20	Rectum	4	100.0	-	-	-	-	-	-	-	-	-	-	4	100.0
C21	Anus & Anal Canal	1	100.0	-	-	-	-	-	-	-	-	-	-	1	100.0
C22	Liver	-	-	-	-	-	-	-	-	-	-	-	-	-	-
C23-24	Gallbladder etc.	2	28.6	-	-	-	-	-	-	-	-	5	71.4	7	100.0
C25	Pancreas	-	-	-	-	-	-	-	-	-	-	-	-	-	-
C30-31	Nose, Sinuses etc.	-	-	-	-	-	-	-	-	-	-	-	-	-	-
C32	Larynx	-	-	-	-	1	100.0	-	-	-	-	-	-	1	100.0
C33-34	Lung etc.	-	-	-	-	-	-	-	-	-	-	4	100.0	4	100.0
C37-38	Other Thoracic Organs	-	-	-	-	-	-	-	-	-	-	-	-	-	-
C40-41	Bone	1	50.0	-	-	-	-	-	-	-	-	1	50.0	2	100.0
C43	Melanoma of Skin	-	-	-	-	-	-	-	-	-	-	-	-	-	-
C44	Other Skin	1	100.0	-	-	-	-	-	-	-	-	-	-	1	100.0
C45	Mesothelioma	-	-	-	-	-	-	-	-	-	-	-	-	-	-
C46	Kaposi Sarcoma	-	-	-	-	-	-	-	-	-	-	-	-	-	-
C47+C49	Conn. & Soft Tissue	-	-	-	-	-	-	-	-	-	-	-	-	-	-
C50	Breast	9	56.3	1	6.3	4	25.0	-	-	-	-	2	12.5	16	100.0
C51	Vulva	-	-	-	-	-	-	-	-	-	-	-	-	-	-
C52	Vagina	-	-	-	-	-	-	-	-	-	-	-	-	-	-
C53	Cervix Uteri	20	95.2	-	-	-	-	-	-	-	-	1	4.8	21	100.0
C54	Corpus Uteri	1	100.0	-	-	-	-	-	-	-	-	-	-	1	100.0
C55	Uterus Unspecified	-	-	-	-	-	-	-	-	-	-	-	-	-	-
C56	Ovary etc.	2	100.0	-	-	-	-	-	-	-	-	-	-	2	100.0
C57	Other Female Genital	-	-	-	-	-	-	-	-	-	-	-	-	-	-
C58	Placenta	-	-	-	-	-	-	-	-	-	-	-	-	-	-
C64	Kidney etc.	-	-	-	-	-	-	-	-	-	-	1	100.0	1	100.0
C65	Renal Pelvis	-	-	-	-	-	-	-	-	-	-	-	-	-	-
C66	Ureter	-	-	-	-	-	-	-	-	-	-	-	-	-	-
C67	Bladder	-	-	-	-	-	-	-	-	-	-	-	-	-	-
C68	Uns. Urinary Organs	-	-	-	-	-	-	-	-	-	-	-	-	-	-
C69	Eye	-	-	-	-	-	-	-	-	-	-	-	-	-	-
C70-72	Brain, Nervous System	1	100.0	-	-	-	-	-	-	-	-	-	-	1	100.0
C73	Thyroid	-	-	-	-	-	-	-	-	-	-	-	-	-	-
C74	Adrenal Gland	-	-	-	-	-	-	-	-	-	-	-	-	-	-
C77	Sec Lymph Nodes	-	-	-	-	-	-	-	-	-	-	-	-	-	-
C78	Sec Resp & Digestive	-	-	-	-	-	-	-	-	-	-	-	-	-	-
C79	Sec Others	-	-	-	-	-	-	-	-	-	-	-	-	-	-
C81	Hodgkins Disease	1	100.0	-	-	-	-	-	-	-	-	-	-	1	100.0
C82-85,C96	NHL	2	100.0	-	-	-	-	-	-	-	-	-	-	2	100.0
C90	Multiple Myeloma	-	-	-	-	-	-	-	-	-	-	-	-	-	-
C91	Lymphoid Leuk.	-	-	-	-	-	-	1	100.0	-	-	-	-	1	100.0
C92-94	Myeloid Leukaemia	-	-	-	-	-	-	-	-	-	-	-	-	-	-
C95	Leukaemia Uns	-	-	-	-	-	-	1	100.0	-	-	-	-	1	100.0
O&U	Other and Uns	2	28.6	1	14.3	3	42.9	-	-	-	-	1	14.3	7	100.0
	All Sites	64	62.7	2	2.0	11	10.8	2	2.0	-	-	23	22.5	102	100.0

**TABLE SIT-7 (a): Number of Cancer Deaths by Five Year Age Group and Site (ICD-10):
2005-2006 – Males**

%= Relative Proportion of Cancers of All Sites.

Silchar Town

ICD-10	Site	0-4	5-9	10-14	15-19	20-24	25-29	30-34	35-39	40-44	45-49	50-54	55-59	60-64	65-69	70-74	75+	Unkn	Total	%
C00	Lip	-	-	-	-	-	-	-	-	-	-	-	-	-	-	-	-	-	-	-
C01-02	Tongue	-	-	-	-	-	-	-	-	-	-	-	1	-	-	-	-	-	1	1.41
C03-06	Mouth	-	-	-	-	-	-	-	-	-	-	-	-	-	-	-	-	-	-	-
C07-8	Salivary Gland	-	-	-	-	-	-	-	-	-	-	-	-	-	-	-	-	-	-	-
C09	Tonsil	-	-	-	-	-	-	-	-	-	-	-	-	1	-	-	-	-	1	1.41
C10	Oth. Oropharynx	-	-	-	-	-	-	-	-	-	-	-	-	-	-	-	-	-	-	-
C11	Nasopharynx	-	-	-	-	-	-	-	-	-	-	-	-	-	-	-	-	-	-	-
C12-13	Hypopharynx	-	-	-	-	-	-	-	1	-	-	-	-	-	-	-	-	-	1	1.41
C14	Pharynx Unspecified	-	-	-	-	-	-	-	-	-	-	2	-	1	-	1	-	-	4	5.63
C15	Oesophagus	-	-	-	-	-	-	-	-	-	-	-	2	-	-	-	1	-	3	4.23
C16	Stomach	-	-	-	-	-	-	-	-	1	-	-	-	-	2	-	-	-	3	4.23
C17	Small Intestine	-	-	-	-	-	-	-	-	-	-	-	-	-	-	-	-	-	-	-
C18	Colon	-	-	-	-	-	-	-	1	-	-	-	-	-	-	-	1	-	2	2.82
C19-20	Rectum	-	-	-	-	-	-	-	-	-	-	1	-	-	-	-	-	-	1	1.41
C21	Anus & Anal Canal	-	-	-	-	-	-	-	-	-	-	-	-	-	-	-	-	-	-	-
C22	Liver	-	-	-	-	-	1	-	-	-	-	-	-	-	1	-	-	-	2	2.82
C23-24	Gallbladder etc.	-	-	-	-	-	-	-	-	-	-	-	2	1	-	-	-	-	3	4.23
C25	Pancreas	-	-	-	-	-	-	-	-	-	-	-	-	-	-	-	-	-	-	-
C30-31	Nose, Sinuses etc.	-	-	-	-	-	-	-	-	-	-	-	-	-	-	-	-	-	-	-
C32	Larynx	-	-	-	-	-	-	-	-	1	1	1	1	-	1	-	-	-	5	7.04
C33-34	Lung etc.	-	-	-	-	-	-	-	-	-	2	-	5	4	4	1	4	-	20	28.17
C37-38	Other Thoracic Organs	-	-	-	-	-	-	-	-	-	-	-	-	-	-	-	-	-	-	-
C40-41	Bone	-	-	-	-	-	-	-	-	-	-	-	-	-	-	-	-	-	-	-
C43	Melanoma of Skin	-	-	-	-	-	-	-	-	-	-	-	-	-	-	-	-	-	-	-
C44	Other Skin	-	-	-	-	-	-	-	-	-	-	-	-	-	-	-	-	-	-	-
C45	Mesothelioma	-	-	-	-	-	-	-	-	-	-	-	-	-	-	-	-	-	-	-
C46	Kaposi Sarcoma	-	-	-	-	-	-	-	-	-	-	-	-	-	-	-	-	-	-	-
C47+C49	Conn. & Soft Tissue	-	-	-	-	-	-	-	-	-	-	-	-	-	-	-	-	-	-	-
C50	Breast	-	-	-	-	-	-	-	-	-	-	-	-	-	-	-	-	-	-	-
C60	Penis	-	-	-	-	-	-	-	-	-	-	-	-	-	-	-	-	-	-	-
C61	Prostate	-	-	-	-	-	-	-	-	-	-	-	-	-	1	-	2	-	3	4.23
C62	Testis	-	-	-	-	-	-	-	-	-	-	-	-	-	-	-	-	-	-	-
C63	Other Male Genital	-	-	-	-	-	-	-	-	-	-	-	-	-	-	-	-	-	-	-
C64	Kidney etc.	-	-	-	-	-	-	-	-	-	-	-	-	1	-	1	-	-	2	2.82
C65	Renal Pelvis	-	-	-	-	-	-	-	-	-	-	-	-	-	-	-	-	-	-	-
C66	Ureter	-	-	-	-	-	-	-	-	-	-	-	-	-	-	-	-	-	-	-
C67	Bladder	-	-	-	-	-	-	-	-	-	-	-	-	-	-	-	-	-	-	-
C68	Uns. Urinary Organs	-	-	-	-	-	-	-	-	-	-	-	1	-	-	1	-	-	2	2.82
C69	Eye	-	-	-	-	-	-	-	-	-	-	-	-	-	-	-	-	-	-	-
C70-72	Brain, Nervous System	-	-	-	-	-	-	-	-	-	-	-	-	-	-	-	-	-	-	-
C73	Thyroid	-	-	-	-	-	-	-	-	-	-	-	-	-	-	-	-	-	-	-
C74	Adrenal Gland	-	-	-	-	-	-	-	-	-	-	-	-	-	-	-	-	-	-	-
C77	Sec Lymph Nodes	-	-	-	-	-	-	-	-	1	-	-	-	-	-	-	-	-	1	1.41
C78	Sec Resp & Digestive	-	-	-	-	-	-	-	-	-	-	-	-	-	-	-	-	-	-	-
C79	Sec Others	-	-	-	-	-	-	-	-	-	-	-	-	-	-	-	-	-	-	-
C81	Hodgkins Disease	-	-	-	-	-	-	-	-	-	-	-	-	-	-	-	-	-	-	-
C82-85,C96	NHL	-	-	-	-	-	-	-	-	-	-	-	-	-	-	-	-	-	-	-
C90	Multiple Myeloma	-	-	-	-	-	-	-	-	-	-	-	-	-	-	-	-	-	-	-
C91	Lymphoid Leuk.	-	-	-	-	-	-	-	-	-	-	-	-	-	-	-	-	-	-	-
C92-94	Myeloid Leukaemia	-	-	-	-	-	-	-	-	-	-	-	-	-	-	-	-	-	-	-
C95	Leukaemia Uns	-	-	-	-	-	-	-	-	-	-	-	-	-	-	-	-	-	-	-
O&U	Other and Uns	-	-	-	-	-	-	1	1	1	2	3	2	1	-	4	2	-	17	23.94
	All Sites	-	-	-	-	-	1	1	3	4	5	7	14	9	9	8	10	-	71	100.00

**TABLE SIT-7 (b): Number of Cancer Deaths by Five Year Age Group and Site (ICD-10):
2005-2006 – Females**

%= Relative Proportion of Cancers of All Sites.

Silchar Town

ICD-10	Site	0-4	5-9	10-14	15-19	20-24	25-29	30-34	35-39	40-44	45-49	50-54	55-59	60-64	65-69	70-74	75+	Unkn	Total	%
C00	Lip	-	-	-	-	-	-	-	-	-	-	-	-	-	-	-	-	-	-	-
C01-02	Tongue	-	-	-	-	-	-	-	-	-	-	-	-	-	-	-	-	-	-	-
C03-06	Mouth	-	-	-	-	-	-	-	-	-	-	-	-	-	-	-	-	-	-	-
C07-8	Salivary Gland	-	-	-	-	-	-	-	-	-	-	-	-	-	-	-	-	-	-	-
C09	Tonsil	-	-	-	-	-	-	-	-	-	-	-	-	-	-	-	-	-	-	-
C10	Oth. Oropharynx	-	-	-	-	-	-	-	-	-	-	-	-	-	-	-	-	-	-	-
C11	Nasopharynx	-	-	-	-	-	-	-	-	-	-	-	-	-	-	-	-	-	-	-
C12-13	Hypopharynx	-	-	-	-	-	-	-	-	-	-	-	-	1	-	-	-	-	1	4.76
C14	Pharynx Unspecified	-	-	-	-	-	-	-	-	-	-	-	-	-	-	-	-	-	-	-
C15	Oesophagus	-	-	-	-	-	-	-	-	-	1	1	-	-	-	1	1	-	4	19.05
C16	Stomach	-	-	-	-	-	-	-	-	1	-	-	-	-	-	-	-	-	1	4.76
C17	Small Intestine	-	-	-	-	-	-	-	-	-	-	-	-	-	-	-	-	-	-	-
C18	Colon	-	-	-	-	-	-	-	-	-	-	-	-	-	-	-	-	-	-	-
C19-20	Rectum	-	-	-	-	-	-	-	-	-	-	-	-	1	-	-	-	-	1	4.76
C21	Anus & Anal Canal	-	-	-	-	-	-	-	-	-	-	-	-	-	-	-	-	-	-	-
C22	Liver	-	-	-	-	-	-	-	-	-	-	-	-	-	-	-	-	-	-	-
C23-24	Gallbladder etc.	-	-	-	-	-	-	-	-	-	-	-	1	2	-	2	-	-	5	23.81
C25	Pancreas	-	-	-	-	-	-	-	-	-	-	-	-	-	-	-	-	-	-	-
C30-31	Nose, Sinuses etc.	-	-	-	-	-	-	-	-	-	-	-	-	-	-	-	-	-	-	-
C32	Larynx	-	-	-	-	-	-	-	-	-	-	-	-	-	1	-	-	-	1	4.76
C33-34	Lung etc.	1	-	-	-	-	-	-	1	-	1	-	-	-	-	-	1	-	4	19.05
C37-38	Other Thoracic Organs	-	-	-	-	-	-	-	-	-	-	-	-	-	-	-	-	-	-	-
C40-41	Bone	-	-	-	-	-	-	-	-	-	-	-	-	-	-	-	-	-	-	-
C43	Melanoma of Skin	-	-	-	-	-	-	-	-	-	-	-	-	-	-	-	-	-	-	-
C44	Other Skin	-	-	-	-	-	-	-	-	-	-	-	-	-	-	-	-	-	-	-
C45	Mesothelioma	-	-	-	-	-	-	-	-	-	-	-	-	-	-	-	-	-	-	-
C46	Kaposi Sarcoma	-	-	-	-	-	-	-	-	-	-	-	-	-	-	-	-	-	-	-
C47+C49	Conn. & Soft Tissue	-	-	-	-	-	-	-	-	-	-	-	-	-	-	-	-	-	-	-
C50	Breast	-	-	-	-	-	-	-	-	-	2	-	-	-	-	-	-	-	2	9.52
C51	Vulva	-	-	-	-	-	-	-	-	-	-	-	-	-	-	-	-	-	-	-
C52	Vagina	-	-	-	-	-	-	-	-	-	-	-	-	-	-	-	-	-	-	-
C53	Cervix Uteri	-	-	-	-	-	-	-	-	-	-	-	-	-	1	-	-	-	1	4.76
C54	Corpus Uteri	-	-	-	-	-	-	-	-	-	-	-	-	-	-	-	-	-	-	-
C55	Uterus Unspecified	-	-	-	-	-	-	-	-	-	-	-	-	-	-	-	-	-	-	-
C56	Ovary etc.	-	-	-	-	-	-	-	-	-	-	-	-	-	-	-	-	-	-	-
C57	Other Female Genital	-	-	-	-	-	-	-	-	-	-	-	-	-	-	-	-	-	-	-
C58	Placenta	-	-	-	-	-	-	-	-	-	-	-	-	-	-	-	-	-	-	-
C64	Kidney etc.	-	-	-	-	-	-	-	-	-	-	-	-	1	-	-	-	-	1	4.76
C65	Renal Pelvis	-	-	-	-	-	-	-	-	-	-	-	-	-	-	-	-	-	-	-
C66	Ureter	-	-	-	-	-	-	-	-	-	-	-	-	-	-	-	-	-	-	-
C67	Bladder	-	-	-	-	-	-	-	-	-	-	-	-	-	-	-	-	-	-	-
C68	Uns.Urinary Organs	-	-	-	-	-	-	-	-	-	-	-	-	-	-	-	-	-	-	-
C69	Eye	-	-	-	-	-	-	-	-	-	-	-	-	-	-	-	-	-	-	-
C70-72	Brain, Nervous System	-	-	-	-	-	-	-	-	-	-	-	-	-	-	-	-	-	-	-
C73	Thyroid	-	-	-	-	-	-	-	-	-	-	-	-	-	-	-	-	-	-	-
C74	Adrenal Gland	-	-	-	-	-	-	-	-	-	-	-	-	-	-	-	-	-	-	-
C77	Sec Lymph Nodes	-	-	-	-	-	-	-	-	-	-	-	-	-	-	-	-	-	-	-
C78	Sec Resp & Digestive	-	-	-	-	-	-	-	-	-	-	-	-	-	-	-	-	-	-	-
C79	Sec Others	-	-	-	-	-	-	-	-	-	-	-	-	-	-	-	-	-	-	-
C81	Hodgkins Disease	-	-	-	-	-	-	-	-	-	-	-	-	-	-	-	-	-	-	-
C82-85,C96	NHL	-	-	-	-	-	-	-	-	-	-	-	-	-	-	-	-	-	-	-
C90	Multiple Myeloma	-	-	-	-	-	-	-	-	-	-	-	-	-	-	-	-	-	-	-
C91	Lymphoid Leuk.	-	-	-	-	-	-	-	-	-	-	-	-	-	-	-	-	-	-	-
C92-94	Myeloid Leukaemia	-	-	-	-	-	-	-	-	-	-	-	-	-	-	-	-	-	-	-
C95	Leukaemia Uns	-	-	-	-	-	-	-	-	-	-	-	-	-	-	-	-	-	-	-
O&U	Other and Uns	-	-	-	-	-	-	-	-	-	-	-	-	-	-	-	-	-	-	-
	All Sites	1	-	-	-	-	-	-	1	-	3	2	2	4	3	3	2	-	21	100.00

TABLE: SIT-8(a):
Average Annual Age Specific, Crude (CR), Age Adjusted (AAR) (with Standard Error(SE)) and
Truncated (35-64 Yrs) (TR) Mortality Rate per 100,000 population: 2005-2006 - Males
Silchar Town

ICD-10	0-4	5-9	10-14	15-19	20-24	25-29	30-34	35-39	40-44	45-49	50-54	55-59	60-64	65-69	70-74	>75	CR	AAR	SE	TR
C00	-	-	-	-	-	-	-	-	-	-	-	-	-	-	-	-	-	-	-	-
C01-02	-	-	-	-	-	-	-	-	-	-	-	13.6	-	-	-	-	0.5	0.5	0.54	1.8
C03-06	-	-	-	-	-	-	-	-	-	-	-	-	-	-	-	-	-	-	-	-
C07-8	-	-	-	-	-	-	-	-	-	-	-	-	-	-	-	-	-	-	-	-
C09	-	-	-	-	-	-	-	-	-	-	-	-	18.5	-	-	-	0.5	0.7	0.74	2.4
C10	-	-	-	-	-	-	-	-	-	-	-	-	-	-	-	-	-	-	-	-
C11	-	-	-	-	-	-	-	-	-	-	-	-	-	-	-	-	-	-	-	-
C12-13	-	-	-	-	-	-	-	5.7	-	-	-	-	-	-	-	-	0.5	0.3	0.34	1.1
C14	-	-	-	-	-	-	-	-	-	-	20.5	-	18.5	-	34.5	-	2.0	2.5	1.24	5.7
C15	-	-	-	-	-	-	-	-	-	-	-	27.2	-	-	-	33.2	1.5	1.8	1.02	3.5
C16	-	-	-	-	-	-	-	-	7.0	-	-	-	-	46.8	-	-	1.5	1.8	1.08	1.4
C17	-	-	-	-	-	-	-	-	-	-	-	-	-	-	-	-	-	-	-	-
C18	-	-	-	-	-	-	-	5.7	-	-	-	-	-	-	-	33.2	1.0	1.0	0.75	1.1
C19-20	-	-	-	-	-	-	-	-	-	-	10.2	-	-	-	-	-	0.5	0.5	0.51	1.7
C21	-	-	-	-	-	-	-	-	-	-	-	-	-	-	-	-	-	-	-	-
C22	-	-	-	-	-	5.6	-	-	-	-	-	-	-	23.4	-	-	1.0	1.2	0.83	-
C23-24	-	-	-	-	-	-	-	-	-	-	-	27.2	18.5	-	-	-	1.5	1.8	1.07	5.9
C25	-	-	-	-	-	-	-	-	-	-	-	-	-	-	-	-	-	-	-	-
C30-31	-	-	-	-	-	-	-	-	-	-	-	-	-	-	-	-	-	-	-	-
C32	-	-	-	-	-	-	-	-	7.0	7.6	10.2	13.6	-	23.4	-	-	2.5	2.6	1.20	6.2
C33-34	-	-	-	-	-	-	-	-	-	15.3	-	67.9	73.9	93.5	34.5	133.0	9.8	12.7	2.88	21.3
C37-38	-	-	-	-	-	-	-	-	-	-	-	-	-	-	-	-	-	-	-	-
C40-41	-	-	-	-	-	-	-	-	-	-	-	-	-	-	-	-	-	-	-	-
C43	-	-	-	-	-	-	-	-	-	-	-	-	-	-	-	-	-	-	-	-
C44	-	-	-	-	-	-	-	-	-	-	-	-	-	-	-	-	-	-	-	-
C45	-	-	-	-	-	-	-	-	-	-	-	-	-	-	-	-	-	-	-	-
C46	-	-	-	-	-	-	-	-	-	-	-	-	-	-	-	-	-	-	-	-
C47+C49	-	-	-	-	-	-	-	-	-	-	-	-	-	-	-	-	-	-	-	-
C50	-	-	-	-	-	-	-	-	-	-	-	-	-	-	-	-	-	-	-	-
C60	-	-	-	-	-	-	-	-	-	-	-	-	-	-	-	-	-	-	-	-
C61	-	-	-	-	-	-	-	-	-	-	-	-	-	23.4	-	66.5	1.5	2.0	1.17	-
C62	-	-	-	-	-	-	-	-	-	-	-	-	-	-	-	-	-	-	-	-
C63	-	-	-	-	-	-	-	-	-	-	-	-	-	-	-	-	-	-	-	-
C64	-	-	-	-	-	-	-	-	-	-	-	-	18.5	-	34.5	-	1.0	1.4	1.01	2.4
C65	-	-	-	-	-	-	-	-	-	-	-	-	-	-	-	-	-	-	-	-
C66	-	-	-	-	-	-	-	-	-	-	-	-	-	-	-	-	-	-	-	-
C67	-	-	-	-	-	-	-	-	-	-	-	-	-	-	-	-	-	-	-	-
C68	-	-	-	-	-	-	-	-	-	-	-	13.6	-	-	34.5	-	1.0	1.2	0.88	1.8
C69	-	-	-	-	-	-	-	-	-	-	-	-	-	-	-	-	-	-	-	-
C70-72	-	-	-	-	-	-	-	-	-	-	-	-	-	-	-	-	-	-	-	-
C73	-	-	-	-	-	-	-	-	-	-	-	-	-	-	-	-	-	-	-	-
C74	-	-	-	-	-	-	-	-	-	-	-	-	-	-	-	-	-	-	-	-
C77	-	-	-	-	-	-	-	-	7.0	-	-	-	-	-	-	-	0.5	0.4	0.42	1.4
C78	-	-	-	-	-	-	-	-	-	-	-	-	-	-	-	-	-	-	-	-
C79	-	-	-	-	-	-	-	-	-	-	-	-	-	-	-	-	-	-	-	-
C81	-	-	-	-	-	-	-	-	-	-	-	-	-	-	-	-	-	-	-	-
C82-85,C96	-	-	-	-	-	-	-	-	-	-	-	-	-	-	-	-	-	-	-	-
C90	-	-	-	-	-	-	-	-	-	-	-	-	-	-	-	-	-	-	-	-
C91	-	-	-	-	-	-	-	-	-	-	-	-	-	-	-	-	-	-	-	-
C92-94	-	-	-	-	-	-	-	-	-	-	-	-	-	-	-	-	-	-	-	-
C95	-	-	-	-	-	-	-	-	-	-	-	-	-	-	-	-	-	-	-	-
O&U	-	-	-	-	-	-	5.6	5.7	7.0	15.3	30.7	27.2	18.5	-	138.1	66.5	8.4	9.5	2.35	16.3
All	-	-	-	-	-	5.6	5.6	17.0	28.1	38.2	71.7	190.1	166.3	210.4	276.1	332.4	34.9	42.1	5.09	73.7

TABLE: SIT-8(b):
Average Annual Age Specific, Crude (CR), Age Adjusted (AAR) (with Standard Error(SE)) and
Truncated (35-64 Yrs) (TR) Mortality Rate per 100,000 population: 2005-2006 - Females
Silchar Town

ICD-10	0-4	5-9	10-14	15-19	20-24	25-29	30-34	35-39	40-44	45-49	50-54	55-59	60-64	65-69	70-74	>75	CR	AAR	SE	TR
C00	-	-	-	-	-	-	-	-	-	-	-	-	-	-	-	-	-	-	-	-
C01-02	-	-	-	-	-	-	-	-	-	-	-	-	-	-	-	-	-	-	-	-
C03-06	-	-	-	-	-	-	-	-	-	-	-	-	-	-	-	-	-	-	-	-
C07-8	-	-	-	-	-	-	-	-	-	-	-	-	-	-	-	-	-	-	-	-
C09	-	-	-	-	-	-	-	-	-	-	-	-	-	-	-	-	-	-	-	-
C10	-	-	-	-	-	-	-	-	-	-	-	-	-	-	-	-	-	-	-	-
C11	-	-	-	-	-	-	-	-	-	-	-	-	-	-	-	-	-	-	-	-
C12-13	-	-	-	-	-	-	-	-	-	-	-	-	22.4	-	-	-	0.5	0.7	0.67	-
C14	-	-	-	-	-	-	-	-	-	-	-	-	-	-	-	-	-	-	-	-
C15	-	-	-	-	-	-	-	-	-	-	12.5	16.8	-	-	31.6	28.6	2.0	2.5	1.25	4.2
C16	-	-	-	-	-	-	-	-	-	8.9	-	-	-	-	-	-	0.5	0.5	0.53	1.7
C17	-	-	-	-	-	-	-	-	-	-	-	-	-	-	-	-	-	-	-	-
C18	-	-	-	-	-	-	-	-	-	-	-	-	-	-	-	-	-	-	-	-
C19-20	-	-	-	-	-	-	-	-	-	-	-	-	20.1	-	-	-	0.5	0.8	0.81	2.6
C21	-	-	-	-	-	-	-	-	-	-	-	-	-	-	-	-	-	-	-	-
C22	-	-	-	-	-	-	-	-	-	-	-	-	-	-	-	-	-	-	-	-
C23-24	-	-	-	-	-	-	-	-	-	-	-	16.8	40.3	-	63.2	-	2.5	3.5	1.60	7.4
C25	-	-	-	-	-	-	-	-	-	-	-	-	-	-	-	-	-	-	-	-
C30-31	-	-	-	-	-	-	-	-	-	-	-	-	-	-	-	-	-	-	-	-
C32	-	-	-	-	-	-	-	-	-	-	-	-	22.4	-	-	-	0.5	0.7	0.67	-
C33-34	7.5	-	-	-	-	-	-	5.8	-	-	12.5	-	-	-	-	28.6	2.0	2.4	1.28	3.1
C37-38	-	-	-	-	-	-	-	-	-	-	-	-	-	-	-	-	-	-	-	-
C40-41	-	-	-	-	-	-	-	-	-	-	-	-	-	-	-	-	-	-	-	-
C43	-	-	-	-	-	-	-	-	-	-	-	-	-	-	-	-	-	-	-	-
C44	-	-	-	-	-	-	-	-	-	-	-	-	-	-	-	-	-	-	-	-
C45	-	-	-	-	-	-	-	-	-	-	-	-	-	-	-	-	-	-	-	-
C46	-	-	-	-	-	-	-	-	-	-	-	-	-	-	-	-	-	-	-	-
C47+C49	-	-	-	-	-	-	-	-	-	-	-	-	-	-	-	-	-	-	-	-
C50	-	-	-	-	-	-	-	-	17.8	-	-	-	-	-	-	-	1.0	1.1	0.75	3.4
C51	-	-	-	-	-	-	-	-	-	-	-	-	-	-	-	-	-	-	-	-
C52	-	-	-	-	-	-	-	-	-	-	-	-	-	-	-	-	-	-	-	-
C53	-	-	-	-	-	-	-	-	-	-	-	-	22.4	-	-	-	0.5	0.7	0.67	-
C54	-	-	-	-	-	-	-	-	-	-	-	-	-	-	-	-	-	-	-	-
C55	-	-	-	-	-	-	-	-	-	-	-	-	-	-	-	-	-	-	-	-
C56	-	-	-	-	-	-	-	-	-	-	-	-	-	-	-	-	-	-	-	-
C57	-	-	-	-	-	-	-	-	-	-	-	-	-	-	-	-	-	-	-	-
C58	-	-	-	-	-	-	-	-	-	-	-	-	-	-	-	-	-	-	-	-
C64	-	-	-	-	-	-	-	-	-	-	-	-	20.1	-	-	-	0.5	0.8	0.81	2.6
C65	-	-	-	-	-	-	-	-	-	-	-	-	-	-	-	-	-	-	-	-
C66	-	-	-	-	-	-	-	-	-	-	-	-	-	-	-	-	-	-	-	-
C67	-	-	-	-	-	-	-	-	-	-	-	-	-	-	-	-	-	-	-	-
C68	-	-	-	-	-	-	-	-	-	-	-	-	-	-	-	-	-	-	-	-
C69	-	-	-	-	-	-	-	-	-	-	-	-	-	-	-	-	-	-	-	-
C70-72	-	-	-	-	-	-	-	-	-	-	-	-	-	-	-	-	-	-	-	-
C73	-	-	-	-	-	-	-	-	-	-	-	-	-	-	-	-	-	-	-	-
C74	-	-	-	-	-	-	-	-	-	-	-	-	-	-	-	-	-	-	-	-
C77	-	-	-	-	-	-	-	-	-	-	-	-	-	-	-	-	-	-	-	-
C78	-	-	-	-	-	-	-	-	-	-	-	-	-	-	-	-	-	-	-	-
C79	-	-	-	-	-	-	-	-	-	-	-	-	-	-	-	-	-	-	-	-
C81	-	-	-	-	-	-	-	-	-	-	-	-	-	-	-	-	-	-	-	-
C82-85,C96	-	-	-	-	-	-	-	-	-	-	-	-	-	-	-	-	-	-	-	-
C90	-	-	-	-	-	-	-	-	-	-	-	-	-	-	-	-	-	-	-	-
C91	-	-	-	-	-	-	-	-	-	-	-	-	-	-	-	-	-	-	-	-
C92-94	-	-	-	-	-	-	-	-	-	-	-	-	-	-	-	-	-	-	-	-
C95	-	-	-	-	-	-	-	-	-	-	-	-	-	-	-	-	-	-	-	-
O&U	-	-	-	-	-	-	-	-	-	-	-	-	-	-	-	-	-	-	-	-
All	7.5	-	-	-	-	-	-	5.8	-	26.6	25.0	33.6	80.5	67.2	94.8	57.2	10.6	13.7	3.04	25.0

**TABLE: SIT-9(a): Cumulative Rate (Cu.Rate%) & Cumulative Risk (Cu.Risk) of Individual Sites (ICD-10) Based Age Specific Rates (from 0-64 Years and from 0-74 Years) : 2005-2006 - Males
Silchar Town**

ICD-10	Site	0 - 64 Years		0 - 74 Years	
		Cu. Rate %	Cu. Risk	Cu. Rate%	Cu. Risk
C00	Lip	-	-	-	-
C01-02	Tongue	0.29	0.29	0.41	0.41
C03-06	Mouth	0.25	0.25	0.37	0.37
C07-8	SalivaryGland	0.05	0.05	0.05	0.05
C09	Tonsil	0.23	0.23	0.52	0.52
C10	Oth. Oropharynx	0.07	0.07	0.07	0.07
C11	Nasopharynx	0.06	0.06	0.06	0.06
C12-13	Hypopharynx	0.42	0.42	1.06	1.05
C14	Pharynx Unspecified	0.31	0.31	0.49	0.49
C15	Oesophagus	0.41	0.41	0.52	0.52
C16	Stomach	0.04	0.04	0.56	0.56
C17	Small Intestine	-	-	-	-
C18	Colon	0.08	0.08	0.08	0.08
C19-20	Rectum	-	-	-	-
C21	Anus & Anal Canal	-	-	-	-
C22	Liver	0.03	0.03	0.03	0.03
C23-24	Gallbladder etc.	0.27	0.27	0.27	0.27
C25	Pancreas	-	-	-	-
C30-31	Nose, Sinuses etc.	-	-	-	-
C32	Larynx	0.46	0.46	0.75	0.75
C33-34	Lung etc.	1.29	1.28	2.45	2.42
C37-38	Other Thoracic Organs	0.05	0.05	0.05	0.05
C40-41	Bone	0.11	0.11	0.11	0.11
C43	Melanoma of Skin	-	-	-	-
C44	Other Skin	0.12	0.12	0.12	0.12
C45	Mesothelioma	-	-	-	-
C46	Kaposi Sarcoma	-	-	-	-
C47+C49	Conn. & Soft Tissue	-	-	-	-
C50	Breast	-	-	0.12	0.12
C60	Penis	0.10	0.10	0.10	0.10
C61	Prostate	-	-	0.12	0.12
C62	Testis	-	-	-	-
C63	Other Male Genital	-	-	-	-
C64	Kidneyetc.	0.09	0.09	0.09	0.09
C65	Renal Pelvis	-	-	-	-
C66	Ureter	-	-	-	-
C67	Bladder	0.04	0.04	0.21	0.21
C68	Uns.UrinaryOrgans	0.07	0.07	0.24	0.24
C69	Eye	-	-	-	-
C70-72	Brain,Nervous System	-	-	-	-
C73	Thyroid	0.09	0.09	0.26	0.26
C74	Adrenal Gland	-	-	-	-
C77	Sec Lymph Nodes	0.06	0.06	0.06	0.06
C78	Sec Resp& Digestive	-	-	-	-
C79	Sec Others	-	-	-	-
C81	Hodgkins Disease	-	-	-	-
C82-85,C96	NHL	-	-	-	-
C90	Multiple Myeloma	0.04	0.04	0.04	0.04
C91	Lymphoid Leuk.	0.03	0.03	0.03	0.03
C92-94	Myeloid Leukaemia	-	-	-	-
C95	Leukaemia Uns	-	-	-	-
O&U	Other and Uns	0.96	0.95	1.94	1.92
	All Sites	6.02	5.84	11.17	10.57

**TABLE: SIT-9(b): Cumulative Rate (Cu.Rate%) & Cumulative Risk (Cu.Risk) of Individual Sites (ICD-10) Based Age Specific Rates (from 0-64 Years and from 0-74 Years) : 2005-2006 - Females
Silchar Town**

ICD-10	Site	0 - 64 Years		0 - 74 Years	
		Cu. Rate %	Cu. Risk	Cu. Rate%	Cu. Risk
C00	Lip	-	-	-	-
C01-02	Tongue	0.06	0.06	0.29	0.29
C03-06	Mouth	-	-	0.11	0.11
C07-8	SalivaryGland	0.04	0.04	0.04	0.04
C09	Tonsil	-	-	-	-
C10	Oth. Oropharynx	-	-	-	-
C11	Nasopharynx	-	-	-	-
C12-13	Hypopharynx	0.10	0.10	0.32	0.32
C14	Pharynx Unspecified	-	-	-	-
C15	Oesophagus	0.58	0.58	1.01	1.00
C16	Stomach	0.15	0.14	0.15	0.14
C17	Small Intestine	-	-	-	-
C18	Colon	-	-	-	-
C19-20	Rectum	0.20	0.20	0.20	0.20
C21	Anus & Anal Canal	-	-	0.11	0.11
C22	Liver	-	-	-	-
C23-24	Gallbladder etc.	0.39	0.39	0.71	0.71
C25	Pancreas	-	-	-	-
C30-31	Nose, Sinuses etc.	-	-	-	-
C32	Larynx	0.06	0.06	0.06	0.06
C33-34	Lung etc.	0.13	0.13	0.13	0.13
C37-38	Other Thoracic Organs	-	-	-	-
C40-41	Bone	0.13	0.13	0.13	0.13
C43	Melanoma of Skin	-	-	-	-
C44	Other Skin	0.04	0.04	0.04	0.04
C45	Mesothelioma	-	-	-	-
C46	Kaposi Sarcoma	-	-	-	-
C47 + C49	Conn. & Soft Tissue	-	-	-	-
C50	Breast	0.54	0.54	0.65	0.65
C51	Vulva	-	-	-	-
C52	Vagina	-	-	-	-
C53	Cervix Uteri	1.16	1.16	1.28	1.27
C54	Corpus Uteri	0.04	0.04	0.04	0.04
C55	Uterus Unspecified	-	-	-	-
C56	Ovary etc.	0.07	0.07	0.07	0.07
C57	Other Female Genital	-	-	-	-
C58	Placenta	-	-	-	-
C64	Kidneyetc.	0.10	0.10	0.10	0.10
C65	Renal Pelvis	-	-	-	-
C66	Ureter	-	-	-	-
C67	Bladder	-	-	-	-
C68	Uns. UrinaryOrgans	-	-	-	-
C69	Eye	-	-	-	-
C70-72	Brain, Nervous System	0.04	0.04	0.04	0.04
C73	Thyroid	-	-	-	-
C74	Adrenal Gland	-	-	-	-
C77	Sec Lymph Nodes	-	-	-	-
C78	Sec Resp & Digestive	-	-	-	-
C79	Sec Others	-	-	-	-
C81	Hodgkins Disease	0.03	0.03	0.03	0.03
C82-85, C96	NHL	0.04	0.04	0.04	0.04
C90	Multiple Myeloma	-	-	-	-
C91	Lymphoid Leuk.	0.10	0.10	0.10	0.10
C92-94	Myeloid Leukaemia	-	-	-	-
C95	Leukaemia Uns	0.03	0.03	0.03	0.03
O&U	Other and Uns	0.39	0.39	0.39	0.39
	All Sites	4.44	4.34	6.08	5.89

POPULATION BASED CANCER REGISTRY, IMPHAL WEST DISTRICT

Regional Institute of Medical Sciences, Imphal

Dr. Y. Mohen Singh

Principal Investigator, Prof. and Head, Dept. of Pathology

Dr. Kaushik Debnath

Co-Investigator, Prof. Dept. of Pathology

INTRODUCTION

The Population Based Cancer Registry (PBCR), RIMS Imphal is functioning in the Dept. of Pathology, Regional Institute of Medical Sciences (RIMS) since 2003. It is one of the six Cancer Registries in Northeastern India functioning under National Cancer Registry Programme (NCRP) of the Indian Council of Medical Research (ICMR). Initially it covered the most populated district of Imphal West with an area of 519 Sq. Km and an estimated population 4,39,532. Now it covers the whole of state with total area of 22,327 Sq.Km and total population of 22,93,896 from 2005 onwards.

Collection of data began in Jan 2003. We include only those who has been staying within the registry area for at least a year prior to the first date of diagnosis which are usually confirmed either microscopically, clinically or radiology. We register all malignant neoplasm with morphological behavior code of '3' and '6' as defined by the 3rd edition of ICD-O according to the primary site and morphology.

Data collection, verification and management.

Registration of cancer cases is done by an active registration method. A weekly time table is chalked out among the three Social Investigators and visit the various sources of registration which includes all government as well as private hospitals, nursing homes, diagnostic laboratories etc. The frequency of visit is determined by the bed strength of the cancer patients being diagnosed and treated there, also on the number of proved cancer obtained from various laboratories. They meet the cancer patients or their attendants (may be family member or close relative) to elicit the required information by personally interviewing them. At RIMS, particularly at Radiotherapy Department, every patient registered there or their attendants are interviewed at their first presentation to the hospital and collect socio-demographic details. Later case records of these patients are obtained from the case file to extract information on clinical items such as method of diagnosis, site of cancer, stage of the disease, treatment details etc. And then the confirmed cases of cancer are entered in our registry and those yet to be confirmed are kept for

further follow up and verification through the concerned doctor in due course of time. Duplicate, range and consistency are checked manually and with the aid of computers from the database. These verified data is then sent both to the RMRC at Dibrugarh and NCRP at Bangalore.

Sources of Registration:

A list of main sources of registration along with its registration code is given in table 1. They include Department of Radiotherapy (both OPD and inward), Pathology (Histology/Cytology/Haematology), Radiodiagnosis, Medical Record and other Dept. of RIMS. Besides RIMS, there are also other government & private hospitals, nursing homes and diagnostic laboratories within our registry area. Still some of them are also outside our registry area, encountered only when they came for follow up at RIMS after being diagnosed and treated elsewhere.

Registry Staff (PBCR), Imphal

Dr. H. Satyajyoti Singh	:	Medical Research Officer
Dr. O. Bijaya Devi	:	Statistician
Mr. R.K. Budhibanta	:	Computer Programmer
Mr. L. Bhopendro Mangang	:	Social Investigator
Mr. Kh. Nabachandra Singh	:	Social Investigator
Mr. M. Surjit Meitei	:	Social Investigator

Cancer in North East India: Role of Tobacco and Pesticides, from 2005.

Ms. Reena Chanu	:	Lab. Tech.
Mrs. S. Ranjana Chanu	:	Social Investigator
Mrs. Th. Pravapati	:	Social Investigator

Figure IMP - 1

Population Pyramid showing Age Distribution: 2005-2006

Imphal West District

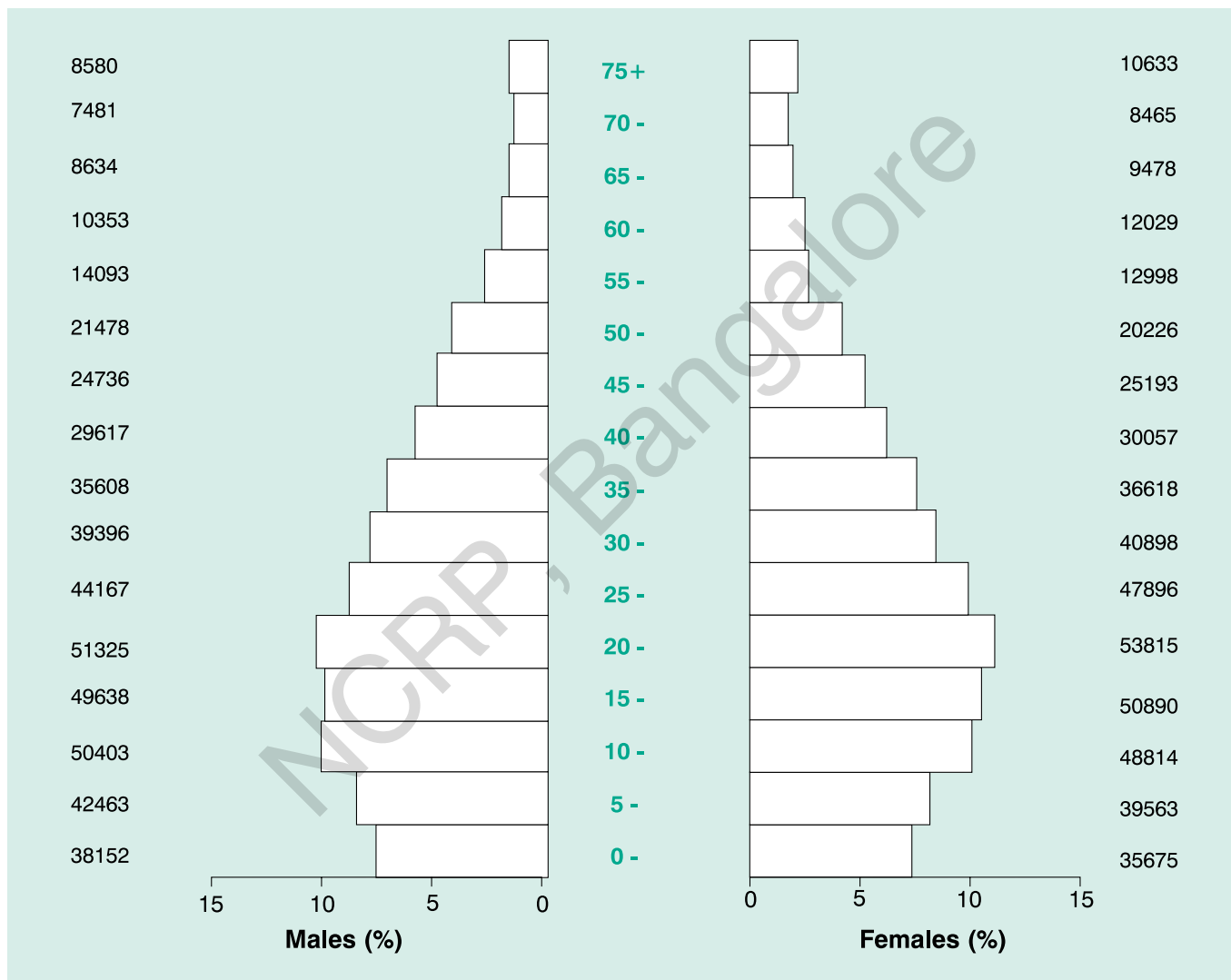


TABLE: IMP - 1

Population by Five Year Age Group and Gender: 2005-2006
Number and Relative Proportion (%)

Imphal West District

Age Group	MALES		FEMALES		TOTAL	
	Number	%	Number	%	Number	%
0-4	38152	8.01	35675	7.38	73828	7.70
5-9	42463	8.92	39563	8.19	82026	8.55
10-14	50403	10.59	48814	10.10	99217	10.34
15-19	49638	10.43	50890	10.53	100528	10.48
20-24	51325	10.78	53815	11.14	105140	10.96
25-29	44167	9.28	47896	9.91	92063	9.60
30-34	39396	8.27	40898	8.46	80294	8.37
35-39	35608	7.48	36618	7.58	72226	7.53
40-44	29617	6.22	30057	6.22	59675	6.22
45-49	24736	5.20	25193	5.21	49929	5.20
50-54	21478	4.51	20226	4.19	41704	4.35
55-59	14093	2.96	12998	2.69	27090	2.82
60-64	10353	2.17	12029	2.49	22382	2.33
65-69	8634	1.81	9478	1.96	18111	1.89
70-74	7481	1.57	8465	1.75	15945	1.66
75+	8580	1.80	10633	2.20	19213	2.00
Total	476122	100.00	483248	100.00	959371	100.00

TABLE : IMP- 2
Main Sources of Registration of Incident Cases of Cancer : 2005-2006
Imphal West District

Name of the Institution (Source Code)	Number	%
Babina Diagnostic Centre (002)	369	43.72
Regional Institute of Medical Sciences (001)	178	21.09
Shija Hospitals and Research Institute (003)	41	4.86
Mona Clinical Laboratory (006)	36	4.27
Aadarsh Clinical Laboratory (005)	33	3.91
Imphal Hospital and Research Centre (004)	33	3.91
Tata Memorial Hospital, Mumbai (028)	21	2.49
Eastern Diagnostic Centre (008)	17	2.01
Down Town Hospital (026)	8	0.95
Catholic Medical College, Vellore (029)	4	0.47
Dr. B. Barooah Cancer Institute, Guwahati (025)	4	0.47
Jawaharlal Nehru Hospital (007)	4	0.47
Langol View Laboratory (010)	3	0.36
All India Institute of Medical Sciences, N. Delhi (030)	2	0.24
Divine Clinic, Porampat (021)	2	0.24
Raj Polyclinic (011)	2	0.24
Saharia Path Lab. Guwahati (031)	2	0.24
Sapam Imaging Centre (017)	2	0.24
Others (999)	83	9.83
Total	844	100.00

The numbers and proportion listed are the minimum number of cases. Institutions could have registered / reported more cases, since duplicate registrations and non-resident/registry cases are not included.

**TABLE IMP-3 (a): Number of Incident Cancers by Five Year Age Group and Site (ICD-10):
2005-2006 – Males**

%= Relative Proportion of Cancers of All Sites.

Imphal West District

ICD-10	Site	0-4	5-9	10-14	15-19	20-24	25-29	30-34	35-39	40-44	45-49	50-54	55-59	60-64	65-69	70-74	75+	Unkn	Total	%
C00	Lip	-	-	-	-	-	-	-	-	1	-	-	-	-	-	-	-	-	1	0.25
C01-02	Tongue	-	-	-	-	-	1	-	-	1	4	3	1	3	-	-	2	-	15	3.72
C03-06	Mouth	-	-	-	-	-	-	1	-	1	-	-	1	3	-	-	4	-	10	2.48
C07-8	Salivary Gland	-	-	-	-	-	-	-	-	1	-	-	-	-	2	-	-	-	3	0.74
C09	Tonsil	-	-	-	-	-	-	-	-	-	1	1	-	-	1	3	2	-	8	1.99
C10	Oth. Oropharynx	-	-	-	-	-	-	-	-	-	-	-	-	-	-	-	-	-	-	-
C11	Nasopharynx	-	-	-	-	-	-	-	1	-	2	4	2	1	2	2	3	-	17	4.22
C12-13	Hypopharynx	-	-	-	-	-	-	-	-	-	-	-	1	-	-	2	-	-	3	0.74
C14	Pharynx Unspecified	-	-	-	-	-	-	-	-	-	-	-	-	1	-	-	-	-	1	0.25
C15	Oesophagus	-	-	-	-	-	-	-	-	-	3	6	4	2	4	6	1	-	26	6.45
C16	Stomach	-	-	-	-	-	1	-	-	-	2	4	9	5	7	2	7	-	37	9.18
C17	Small Intestine	-	-	-	-	-	-	-	-	-	-	-	-	-	-	-	-	-	-	-
C18	Colon	-	-	-	-	-	-	1	1	1	-	4	2	1	3	-	2	-	15	3.72
C19-20	Rectum	-	-	-	-	-	-	-	-	2	-	1	2	1	1	3	1	-	11	2.73
C21	Anus & Anal Canal	-	-	-	-	-	-	-	-	-	-	-	-	-	-	-	2	-	2	0.50
C22	Liver	-	-	-	-	-	-	1	-	1	1	1	4	-	2	1	5	-	16	3.97
C23-24	Gallbladder etc.	-	-	-	-	-	1	-	1	2	1	-	2	3	3	-	1	-	14	3.47
C25	Pancreas	-	-	-	-	-	-	-	-	-	-	-	1	1	-	-	-	-	2	0.50
C30-31	Nose, Sinuses etc.	-	-	-	-	-	-	-	-	-	-	-	-	-	-	-	-	-	-	-
C32	Larynx	-	-	-	-	-	-	-	-	-	1	3	1	2	1	2	6	-	16	3.97
C33-34	Lung etc.	-	-	-	-	-	-	-	1	4	3	7	13	7	9	17	23	-	84	20.84
C37-38	Other Thoracic Organs	-	-	-	-	-	-	-	-	1	-	-	-	-	-	-	-	-	1	0.25
C40-41	Bone	-	-	-	1	-	-	-	2	-	-	-	-	-	-	-	-	-	3	0.74
C43	Melanoma of Skin	-	-	-	-	-	-	-	-	-	-	-	-	-	-	-	-	-	-	-
C44	Other Skin	-	-	-	-	-	-	-	1	2	2	-	-	1	-	1	4	-	11	2.73
C45	Mesothelioma	-	-	-	-	-	-	-	-	-	-	-	-	-	-	-	-	-	-	-
C46	Kaposi Sarcoma	-	-	-	-	-	-	-	-	-	-	-	-	-	-	-	-	-	-	-
C47+C49	Conn. & Soft Tissue	-	-	-	-	-	-	1	2	1	1	-	-	-	-	-	-	-	5	1.24
C50	Breast	-	-	-	-	-	-	-	-	-	-	-	1	1	-	-	-	-	2	0.50
C60	Penis	-	-	-	-	-	-	-	-	1	-	5	1	1	-	5	-	-	13	3.23
C61	Prostate	-	-	-	-	-	-	-	-	-	-	-	-	-	-	2	4	-	6	1.49
C62	Testis	1	-	-	-	-	-	1	-	1	-	-	-	-	-	-	-	-	3	0.74
C63	Other Male Genital	-	-	-	-	-	-	-	-	-	-	-	-	-	-	-	-	-	-	-
C64	Kidney etc.	-	-	-	-	-	-	-	-	-	-	-	1	1	-	-	1	-	3	0.74
C65	Renal Pelvis	-	-	-	-	-	-	-	-	-	-	-	-	-	-	-	-	-	-	-
C66	Ureter	-	-	-	-	-	-	-	-	-	-	-	-	-	-	-	-	-	-	-
C67	Bladder	-	-	-	-	-	-	-	-	-	1	-	1	3	-	2	2	-	9	2.23
C68	Uns. Urinary Organs	-	-	-	-	-	-	-	-	-	-	-	-	-	-	-	-	-	-	-
C69	Eye	-	-	-	-	-	-	-	-	2	1	-	-	-	-	-	-	-	3	0.74
C70-72	Brain, Nervous System	-	-	-	-	-	-	1	-	-	2	1	-	-	-	-	1	-	5	1.24
C73	Thyroid	-	-	-	-	-	-	-	1	-	1	1	-	-	-	-	-	-	3	0.74
C74	Adrenal Gland	-	-	-	-	-	1	-	-	-	-	-	-	-	-	-	-	-	1	0.25
C77	Sec Lymph Nodes	-	-	-	-	-	-	-	-	-	-	-	-	-	1	-	-	-	1	0.25
C78	Sec Resp & Digestive	-	-	-	-	-	-	-	-	-	-	-	-	-	-	-	-	-	-	-
C79	Sec Others	-	-	-	-	-	-	-	-	-	-	-	-	-	-	-	-	-	-	-
C81	Hodgkins Disease	-	1	-	-	-	-	-	-	-	-	-	-	-	-	-	-	-	1	0.25
C82-85,C96	NHL	-	-	1	2	2	-	1	1	1	-	2	3	1	-	3	1	-	18	4.47
C90	Multiple Myeloma	-	-	-	-	-	-	-	-	-	-	-	1	-	-	1	-	-	2	0.50
C91	Lymphoid Leuk.	1	2	1	-	-	1	1	-	-	-	-	-	1	-	-	-	-	7	1.74
C92-94	Myeloid Leukaemia	1	1	-	-	1	1	-	2	1	1	1	-	-	-	1	2	-	12	2.98
C95	Leukaemia Uns	-	-	-	-	-	-	-	-	-	-	-	-	-	-	-	-	-	-	-
O&U	Other and Uns	-	-	-	-	1	-	-	-	-	-	3	2	1	1	2	3	-	13	3.23
	All Sites	3	4	2	3	4	6	8	13	24	27	47	53	40	37	55	77	-	403	100.00

**TABLE IMP-3 (b): Number of Incident Cancers by Five Year Age Group and Site (ICD-10):
2005-2006 – Females**

% = Relative Proportion of Cancers of All Sites.

Imphal West District

ICD-10	Site	0-4	5-9	10-14	15-19	20-24	25-29	30-34	35-39	40-44	45-49	50-54	55-59	60-64	65-69	70-74	75+	Unkn	Total	%
C00	Lip	-	-	-	-	-	-	-	-	-	-	-	-	-	-	-	-	-	-	-
C01-02	Tongue	-	-	-	-	-	-	-	-	-	-	2	1	-	3	1	1	-	8	1.53
C03-06	Mouth	-	-	-	-	-	1	-	-	-	-	-	1	-	-	-	-	-	2	0.38
C07-8	Salivary Gland	-	1	-	-	-	-	-	1	-	-	1	-	3	-	-	-	-	6	1.15
C09	Tonsil	-	-	-	-	-	-	-	-	-	-	-	-	-	-	-	1	-	1	0.19
C10	Oth. Oropharynx	-	-	-	-	-	-	-	-	-	-	-	-	-	-	-	-	-	-	-
C11	Nasopharynx	-	-	-	-	-	1	-	-	-	1	1	-	4	2	-	-	-	9	1.72
C12-13	Hypopharynx	-	-	-	-	-	-	-	-	-	-	-	-	-	-	-	-	-	-	-
C14	Pharynx Unspecified	-	-	-	-	-	-	-	-	-	-	-	-	-	-	-	1	-	1	0.19
C15	Oesophagus	-	-	-	-	-	-	-	-	-	1	1	2	3	2	2	5	-	16	3.07
C16	Stomach	-	-	-	-	-	1	-	-	1	2	1	-	4	5	-	1	-	15	2.87
C17	Small Intestine	-	-	-	-	-	-	-	-	-	-	-	-	-	-	1	-	-	1	0.19
C18	Colon	-	-	-	-	-	-	-	-	2	1	-	2	1	1	1	3	-	11	2.11
C19-20	Rectum	-	-	-	-	-	3	-	1	-	1	3	2	-	1	-	1	-	12	2.30
C21	Anus & Anal Canal	-	-	-	-	-	-	-	-	-	-	-	-	-	-	-	-	-	-	-
C22	Liver	-	-	-	-	-	-	-	-	1	1	-	1	-	1	-	-	-	4	0.77
C23-24	Gallbladder etc.	-	-	-	-	-	1	-	1	3	3	8	4	1	3	13	4	-	41	7.85
C25	Pancreas	-	-	-	-	-	-	-	-	-	-	1	1	-	-	1	-	-	3	0.57
C30-31	Nose, Sinuses etc.	-	-	-	-	-	-	-	-	-	-	1	-	-	-	-	-	-	1	0.19
C32	Larynx	-	-	-	-	-	1	-	-	-	1	-	1	1	1	-	3	-	8	1.53
C33-34	Lung etc.	-	-	-	-	-	-	-	4	-	2	9	7	7	10	15	17	-	71	13.60
C37-38	Other Thoracic Organs	-	-	-	-	-	-	-	-	-	-	-	-	-	-	-	-	-	-	-
C40-41	Bone	-	-	1	-	1	2	-	-	-	-	1	-	-	-	-	-	-	5	0.96
C43	Melanoma of Skin	-	-	-	-	-	-	-	-	-	-	-	-	-	-	-	-	-	-	-
C44	Other Skin	-	-	-	-	-	-	1	1	-	-	3	1	2	3	2	4	-	17	3.26
C45	Mesothelioma	-	-	-	-	-	-	-	-	-	-	-	-	-	-	-	-	-	-	-
C46	Kaposi Sarcoma	-	-	-	-	-	-	-	-	-	-	-	-	-	-	-	-	-	-	-
C47+C49	Conn. & Soft Tissue	-	-	-	-	-	-	1	-	1	-	-	-	1	-	-	1	-	4	0.77
C50	Breast	-	-	-	1	-	2	8	10	9	8	10	3	7	3	-	5	-	66	12.64
C51	Vulva	-	-	-	-	-	-	-	1	-	-	1	-	1	-	-	1	-	4	0.77
C52	Vagina	-	-	-	-	-	-	-	-	-	-	-	-	-	-	-	-	-	-	-
C53	Cervix Uteri	-	-	-	-	-	-	3	4	11	17	19	8	6	7	6	2	-	83	15.90
C54	Corpus Uteri	-	-	-	-	-	-	-	-	-	-	-	-	-	-	-	-	-	-	-
C55	Uterus Unspecified	-	-	-	-	-	-	-	1	-	-	-	-	-	-	-	-	-	1	0.19
C56	Ovary etc.	-	-	-	-	-	-	2	1	8	5	6	1	4	4	-	-	-	31	5.94
C57	Other Female Genital	-	-	-	-	-	-	-	-	-	-	-	-	-	-	-	-	-	-	-
C58	Placenta	-	-	-	1	1	-	-	-	-	-	1	-	-	-	-	-	-	3	0.57
C64	Kidney etc.	-	-	-	-	-	-	-	-	-	-	-	-	-	1	-	1	-	2	0.38
C65	Renal Pelvis	-	-	-	-	-	-	-	-	-	-	-	-	-	-	-	-	-	-	-
C66	Ureter	-	-	-	-	-	-	-	-	-	-	-	-	-	-	-	-	-	-	-
C67	Bladder	-	-	-	-	-	-	1	-	-	-	-	-	-	2	1	-	-	4	0.77
C68	Uns.Urinary Organs	-	-	-	-	-	-	-	-	-	-	-	-	-	-	-	-	-	-	-
C69	Eye	-	1	-	-	-	-	-	-	-	-	-	-	-	-	-	-	-	1	0.19
C70-72	Brain, Nervous System	-	-	-	-	1	-	-	-	-	-	1	-	-	-	-	-	-	2	0.38
C73	Thyroid	-	-	1	4	2	5	2	5	7	-	3	2	2	1	2	1	-	37	7.09
C74	Adrenal Gland	-	-	-	-	-	-	-	-	-	-	-	-	-	-	-	-	-	-	-
C77	Sec Lymph Nodes	-	-	-	1	-	1	-	1	-	-	-	-	-	1	-	-	-	4	0.77
C78	Sec Resp & Digestive	-	-	-	-	-	-	-	-	-	-	-	-	-	-	-	-	-	-	-
C79	Sec Others	-	-	-	-	-	-	-	-	-	-	-	-	-	-	-	-	-	-	-
C81	Hodgkins Disease	-	-	-	-	-	-	1	-	-	-	-	-	-	-	-	1	-	2	0.38
C82-85,C96	NHL	-	1	-	-	1	-	-	1	2	2	1	1	-	1	-	-	-	10	1.92
C90	Multiple Myeloma	-	-	-	-	-	-	-	-	-	-	-	-	1	1	-	3	-	5	0.96
C91	Lymphoid Leuk.	2	1	-	-	-	-	-	-	-	1	-	-	-	-	-	-	-	4	0.77
C92-94	Myeloid Leukaemia	-	-	3	1	-	1	1	1	1	-	-	1	-	-	-	-	-	9	1.72
C95	Leukaemia Uns	-	-	-	-	-	-	-	-	-	-	-	-	-	-	-	-	-	-	-
O&U	Other and Uns	-	-	-	-	-	-	-	5	2	-	3	-	2	1	4	1	-	18	3.45
	All Sites	2	4	5	8	6	19	20	38	48	46	77	39	50	54	49	57	-	522	100.00

TABLE: IMP-4(a):
Average Annual Age Specific, Crude (CR), Age Adjusted (AAR) (with Standard Error(SE)) and
Truncated (35-64 yrs) (TR) Incidence Rate per 100,000 population: 2005-2006 - Males
Imphal West District

ICD-10	0-4	5-9	10-14	15-19	20-24	25-29	30-34	35-39	40-44	45-49	50-54	55-59	60-64	65-69	70-74	>75	CR	AAR	SE	TR
C00	-	-	-	-	-	-	-	-	3.4	-	-	-	-	-	-	-	0.2	0.2	0.20	0.7
C01-02	-	-	-	-	-	2.3	-	-	3.4	16.2	14.0	7.1	29.0	-	-	23.3	3.2	4.0	1.05	10.7
C03-06	-	-	-	-	-	-	2.5	-	3.4	-	-	7.1	29.0	-	-	46.6	2.1	2.7	0.90	5.3
C07-8	-	-	-	-	-	-	-	-	3.4	-	-	-	-	23.2	-	-	0.6	0.9	0.53	0.7
C09	-	-	-	-	-	-	-	-	-	4.0	4.7	-	-	11.6	40.1	23.3	1.7	2.1	0.75	1.5
C10	-	-	-	-	-	-	-	-	-	-	-	-	-	-	-	-	-	-	-	-
C11	-	-	-	-	-	-	-	2.8	-	8.1	18.6	14.2	9.7	23.2	26.7	35.0	3.6	4.5	1.10	8.2
C12-13	-	-	-	-	-	-	-	-	-	-	-	7.1	-	-	26.7	-	0.6	0.8	0.47	0.9
C14	-	-	-	-	-	-	-	-	-	-	-	-	9.7	-	-	-	0.2	0.4	0.39	1.2
C15	-	-	-	-	-	-	-	-	-	12.1	27.9	28.4	19.3	46.3	80.2	11.7	5.5	7.3	1.44	13.0
C16	-	-	-	-	-	2.3	-	-	-	8.1	18.6	63.9	48.3	81.1	26.7	81.6	7.8	10.7	1.79	19.0
C17	-	-	-	-	-	-	-	-	-	-	-	-	-	-	-	-	-	-	-	-
C18	-	-	-	-	-	-	2.5	2.8	3.4	-	18.6	14.2	9.7	34.7	-	23.3	3.2	3.9	1.04	7.3
C19-20	-	-	-	-	-	-	-	-	6.8	-	4.7	14.2	9.7	11.6	40.1	11.7	2.3	3.0	0.91	5.1
C21	-	-	-	-	-	-	-	-	-	-	-	-	-	-	-	23.3	0.4	0.5	0.33	-
C22	-	-	-	-	-	-	2.5	-	3.4	4.0	4.7	28.4	-	23.2	13.4	58.3	3.4	4.1	1.04	5.8
C23-24	-	-	-	-	-	2.3	-	2.8	6.8	4.0	-	14.2	29.0	34.7	-	11.7	2.9	4.0	1.11	8.2
C25	-	-	-	-	-	-	-	-	-	-	-	7.1	9.7	-	-	-	0.4	0.7	0.48	2.2
C30-31	-	-	-	-	-	-	-	-	-	-	-	-	-	-	-	-	-	-	-	-
C32	-	-	-	-	-	-	-	-	-	4.0	14.0	7.1	19.3	11.6	26.7	69.9	3.4	4.3	1.09	6.4
C33-34	-	-	-	-	-	-	-	2.8	13.5	12.1	32.6	92.2	67.6	104.2	227.2	268.1	17.6	22.8	2.53	31.4
C37-38	-	-	-	-	-	-	-	-	3.4	-	-	-	-	-	-	-	0.2	0.2	0.20	0.7
C40-41	-	-	-	2.0	-	-	-	5.6	-	-	-	-	-	-	-	-	0.6	0.5	0.30	1.1
C43	-	-	-	-	-	-	-	-	-	-	-	-	-	-	-	-	-	-	-	-
C44	-	-	-	-	-	-	-	2.8	6.8	8.1	-	-	9.7	-	13.4	46.6	2.3	2.6	0.82	4.7
C45	-	-	-	-	-	-	-	-	-	-	-	-	-	-	-	-	-	-	-	-
C46	-	-	-	-	-	-	-	-	-	-	-	-	-	-	-	-	-	-	-	-
C47+C49	-	-	-	-	-	-	2.5	5.6	3.4	4.0	-	-	-	-	-	-	1.1	0.9	0.42	2.5
C50	-	-	-	-	-	-	-	-	-	-	-	7.1	9.7	-	-	-	0.4	0.7	0.48	2.2
C60	-	-	-	-	-	-	-	-	3.4	-	23.3	7.1	9.7	-	66.8	-	2.7	3.4	0.95	6.6
C61	-	-	-	-	-	-	-	-	-	-	-	-	-	-	26.7	46.6	1.3	1.5	0.60	-
C62	2.6	-	-	-	-	-	2.5	-	3.4	-	-	-	-	-	-	-	0.6	0.7	0.40	0.7
C63	-	-	-	-	-	-	-	-	-	-	-	-	-	-	-	-	-	-	-	-
C64	-	-	-	-	-	-	-	-	-	-	-	7.1	9.7	-	-	11.7	0.6	0.9	0.53	2.2
C65	-	-	-	-	-	-	-	-	-	-	-	-	-	-	-	-	-	-	-	-
C66	-	-	-	-	-	-	-	-	-	-	-	-	-	-	-	-	-	-	-	-
C67	-	-	-	-	-	-	-	-	-	4.0	-	7.1	29.0	-	26.7	23.3	1.9	2.7	0.92	5.4
C68	-	-	-	-	-	-	-	-	-	-	-	-	-	-	-	-	-	-	-	-
C69	-	-	-	-	-	-	-	-	6.8	4.0	-	-	-	-	-	-	0.6	0.6	0.38	2.1
C70-72	-	-	-	-	-	-	2.5	-	-	8.1	4.7	-	-	-	-	11.7	1.1	1.1	0.50	2.3
C73	-	-	-	-	-	-	-	2.8	-	4.0	4.7	-	-	-	-	-	0.6	0.6	0.38	2.1
C74	-	-	-	-	-	2.3	-	-	-	-	-	-	-	-	-	-	0.2	0.2	0.18	-
C77	-	-	-	-	-	-	-	-	-	-	-	-	-	11.6	-	-	0.2	0.3	0.35	-
C78	-	-	-	-	-	-	-	-	-	-	-	-	-	-	-	-	-	-	-	-
C79	-	-	-	-	-	-	-	-	-	-	-	-	-	-	-	-	-	-	-	-
C81	-	2.4	-	-	-	-	-	-	-	-	-	-	-	-	-	-	0.2	0.2	0.24	-
C82-85,C96	-	-	2.0	4.0	3.9	-	2.5	2.8	3.4	-	9.3	21.3	9.7	-	40.1	11.7	3.8	4.1	1.00	6.7
C90	-	-	-	-	-	-	-	-	-	-	-	7.1	-	-	13.4	-	0.4	0.6	0.39	0.9
C91	2.6	4.7	2.0	-	-	2.3	2.5	-	-	-	-	-	9.7	-	-	-	1.5	1.7	0.67	1.2
C92-94	2.6	2.4	-	-	1.9	2.3	-	5.6	3.4	4.0	4.7	-	-	-	13.4	23.3	2.5	2.6	0.78	3.3
C95	-	-	-	-	-	-	-	-	-	-	-	-	-	-	-	-	-	-	-	-
O&U	-	-	-	-	1.9	-	-	-	-	-	14.0	14.2	9.7	11.6	26.7	35.0	2.7	3.4	0.96	5.3
All	7.9	9.4	4.0	6.0	7.8	13.6	20.3	36.5	81.0	109.2	218.8	376.1	386.4	428.5	735.2	897.4	84.6	106.3	5.42	177.6

TABLE: IMP-4(b):
Average Annual Age Specific, Crude (CR), Age Adjusted (AAR) (with Standard Error(SE)) and
Truncated (35-64 yrs) (TR) Incidence Rate per 100,000 population: 2005-2006 - Females
Imphal West District

ICD-10	0-4	5-9	10-14	15-19	20-24	25-29	30-34	35-39	40-44	45-49	50-54	55-59	60-64	65-69	70-74	>75	CR	AAR	SE	TR
C00	-	-	-	-	-	-	-	-	-	-	-	-	-	-	-	-	-	-	-	-
C01-02	-	-	-	-	-	-	-	-	-	-	9.9	7.7	-	31.7	11.8	9.4	1.7	2.2	0.78	2.6
C03-06	-	-	-	-	-	2.1	-	-	-	-	-	7.7	-	-	-	-	0.4	0.5	0.35	1.0
C07-8	-	2.5	-	-	-	-	-	2.7	-	-	4.9	-	24.9	-	-	-	1.2	1.7	0.70	4.5
C09	-	-	-	-	-	-	-	-	-	-	-	-	-	-	-	9.4	0.2	0.2	0.19	-
C10	-	-	-	-	-	-	-	-	-	-	-	-	-	-	-	-	-	-	-	-
C11	-	-	-	-	-	2.1	-	-	-	4.0	4.9	-	33.3	21.1	-	-	1.9	2.6	0.89	5.9
C12-13	-	-	-	-	-	-	-	-	-	-	-	-	-	-	-	-	-	-	-	-
C14	-	-	-	-	-	-	-	-	-	-	-	-	-	-	-	9.4	0.2	0.2	0.19	-
C15	-	-	-	-	-	-	-	-	-	4.0	4.9	15.4	24.9	21.1	23.6	47.0	3.3	4.1	1.06	6.8
C16	-	-	-	-	-	2.1	-	-	3.3	7.9	4.9	-	33.3	52.8	-	9.4	3.1	4.2	1.10	7.3
C17	-	-	-	-	-	-	-	-	-	-	-	-	-	-	11.8	-	0.2	0.2	0.24	-
C18	-	-	-	-	-	-	-	-	6.7	4.0	-	15.4	8.3	10.6	11.8	28.2	2.3	2.7	0.84	5.1
C19-20	-	-	-	-	-	6.3	-	2.7	-	4.0	14.8	15.4	-	10.6	-	9.4	2.5	2.8	0.82	5.7
C21	-	-	-	-	-	-	-	-	-	-	-	-	-	-	-	-	-	-	-	-
C22	-	-	-	-	-	-	-	-	3.3	4.0	-	7.7	-	10.6	-	-	0.8	1.1	0.54	2.4
C23-24	-	-	-	-	-	2.1	-	2.7	10.0	11.9	39.6	30.8	8.3	31.7	153.6	37.6	8.5	10.0	1.58	16.2
C25	-	-	-	-	-	-	-	-	-	-	4.9	7.7	-	-	11.8	-	0.6	0.8	0.46	1.8
C30-31	-	-	-	-	-	-	-	-	-	-	4.9	-	-	-	-	-	0.2	0.2	0.25	0.8
C32	-	-	-	-	-	2.1	-	-	-	4.0	-	7.7	8.3	10.6	-	28.2	1.7	1.9	0.70	2.8
C33-34	-	-	-	-	-	-	-	10.9	-	7.9	44.5	53.9	58.2	105.5	177.2	159.9	14.7	17.7	2.16	25.3
C37-38	-	-	-	-	-	-	-	-	-	-	-	-	-	-	-	-	-	-	-	-
C40-41	-	-	2.0	-	1.9	4.2	-	-	-	-	4.9	-	-	-	-	-	1.0	0.9	0.42	0.8
C43	-	-	-	-	-	-	-	-	-	-	-	-	-	-	-	-	-	-	-	-
C44	-	-	-	-	-	-	2.4	2.7	-	-	14.8	7.7	16.6	31.7	23.6	37.6	3.5	4.2	1.05	6.1
C45	-	-	-	-	-	-	-	-	-	-	-	-	-	-	-	-	-	-	-	-
C46	-	-	-	-	-	-	-	-	-	-	-	-	-	-	-	-	-	-	-	-
C47+C49	-	-	-	-	-	-	2.4	-	3.3	-	-	-	8.3	-	-	9.4	0.8	0.9	0.46	1.7
C50	-	-	-	2.0	-	4.2	19.6	27.3	29.9	31.8	49.4	23.1	58.2	31.7	-	47.0	13.7	14.6	1.87	35.7
C51	-	-	-	-	-	-	-	2.7	-	-	4.9	-	8.3	-	-	9.4	0.8	0.9	0.48	2.4
C52	-	-	-	-	-	-	-	-	-	-	-	-	-	-	-	-	-	-	-	-
C53	-	-	-	-	-	-	7.3	10.9	36.6	67.5	93.9	61.5	49.9	73.9	70.9	18.8	17.2	20.5	2.29	51.8
C54	-	-	-	-	-	-	-	-	-	-	-	-	-	-	-	-	-	-	-	-
C55	-	-	-	-	-	-	-	2.7	-	-	-	-	-	-	-	-	0.2	0.2	0.16	0.5
C56	-	-	-	-	-	-	4.9	2.7	26.6	19.8	29.7	7.7	33.3	42.2	-	-	6.4	7.6	1.41	19.6
C57	-	-	-	-	-	-	-	-	-	-	-	-	-	-	-	-	-	-	-	-
C58	-	-	-	2.0	1.9	-	-	-	-	-	4.9	-	-	-	-	-	0.6	0.6	0.34	0.8
C64	-	-	-	-	-	-	-	-	-	-	-	-	-	10.6	-	9.4	0.4	0.5	0.37	-
C65	-	-	-	-	-	-	-	-	-	-	-	-	-	-	-	-	-	-	-	-
C66	-	-	-	-	-	-	-	-	-	-	-	-	-	-	-	-	-	-	-	-
C67	-	-	-	-	-	-	2.4	-	-	-	-	-	-	21.1	11.8	-	0.8	1.0	0.53	-
C68	-	-	-	-	-	-	-	-	-	-	-	-	-	-	-	-	-	-	-	-
C69	-	2.5	-	-	-	-	-	-	-	-	-	-	-	-	-	-	0.2	0.3	0.25	-
C70-72	-	-	-	-	1.9	-	-	-	-	-	4.9	-	-	-	-	-	0.4	0.4	0.29	0.8
C73	-	-	2.0	7.9	3.7	10.4	4.9	13.7	23.3	-	14.8	15.4	16.6	10.6	23.6	9.4	7.7	7.5	1.28	13.7
C74	-	-	-	-	-	-	-	-	-	-	-	-	-	-	-	-	-	-	-	-
C77	-	-	-	2.0	-	2.1	-	2.7	-	-	-	-	-	10.6	-	-	0.8	0.8	0.43	0.5
C78	-	-	-	-	-	-	-	-	-	-	-	-	-	-	-	-	-	-	-	-
C79	-	-	-	-	-	-	-	-	-	-	-	-	-	-	-	-	-	-	-	-
C81	-	-	-	-	-	-	2.4	-	-	-	-	-	-	-	-	9.4	0.4	0.3	0.24	-
C82-85,C96	-	2.5	-	-	1.9	-	-	2.7	6.7	7.9	4.9	7.7	-	10.6	-	-	2.1	2.3	0.75	5.1
C90	-	-	-	-	-	-	-	-	-	-	-	-	8.3	10.6	-	28.2	1.0	1.2	0.56	1.1
C91	5.6	2.5	-	-	-	-	-	-	-	4.0	-	-	-	-	-	-	0.8	1.2	0.59	0.8
C92-94	-	-	6.1	2.0	-	2.1	2.4	2.7	3.3	-	-	7.7	-	-	-	-	1.9	1.7	0.59	2.2
C95	-	-	-	-	-	-	-	-	-	-	-	-	-	-	-	-	-	-	-	-
O&U	-	-	-	-	-	-	-	13.7	6.7	-	14.8	-	16.6	10.6	47.3	9.4	3.7	4.1	0.99	8.5
All	5.6	10.1	10.2	15.7	11.1	39.7	48.9	103.8	159.7	182.6	380.7	300.0	415.7	569.8	578.9	536.1	108.0	124.8	5.61	240.1

**TABLE: IMP-5(a): Number (#) and Proportion (%) of Cancers by Site (ICD-10) and Method of Diagnosis: 2005-2006 - Males
Imphal West District**

ICD-10	Site	Microscopic		X-Ray / imaging		Clinical		Others		D.C.O		Total	
		#	%	#	%	#	%	#	%	#	%	#	%
C00	Lip	1	100.	-	-	-	-	-	-	-	-	1	100.0
C01-02	Tongue	15	100.	-	-	-	-	-	-	-	-	15	100.0
C03-06	Mouth	10	100.	-	-	-	-	-	-	-	-	10	100.0
C07-8	Salivary Gland	3	100.	-	-	-	-	-	-	-	-	3	100.0
C09	Tonsil	8	100.	-	-	-	-	-	-	-	-	8	100.0
C10	Oth. Oropharynx	-	-	-	-	-	-	-	-	-	-	-	-
C11	Nasopharynx	17	100.	-	-	-	-	-	-	-	-	17	100.0
C12-13	Hypopharynx	3	100.	-	-	-	-	-	-	-	-	3	100.0
C14	Pharynx Unspecified	1	100.	-	-	-	-	-	-	-	-	1	100.0
C15	Oesophagus	25	96.2	-	-	-	-	1	3.8	-	-	26	100.0
C16	Stomach	36	97.3	-	-	-	-	1	2.7	-	-	37	100.0
C17	Small Intestine	-	-	-	-	-	-	-	-	-	-	-	-
C18	Colon	15	100.	-	-	-	-	-	-	-	-	15	100.0
C19-20	Rectum	11	100.	-	-	-	-	-	-	-	-	11	100.0
C21	Anus & Anal Canal	2	100.	-	-	-	-	-	-	-	-	2	100.0
C22	Liver	14	87.5	-	-	-	-	1	6.3	1	6.3	16	100.0
C23-24	Gallbladder etc.	12	85.7	1	7.1	-	-	1	7.1	-	-	14	100.0
C25	Pancreas	1	50.0	1	50.0	-	-	-	-	-	-	2	100.0
C30-31	Nose, Sinuses etc.	-	-	-	-	-	-	-	-	-	-	-	-
C32	Larynx	16	100.	-	-	-	-	-	-	-	-	16	100.0
C33-34	Lung etc.	78	92.9	6	7.1	-	-	-	-	-	-	84	100.0
C37-38	Other Thoracic	1	100.	-	-	-	-	-	-	-	-	1	100.0
C40-41	Bone	3	100.	-	-	-	-	-	-	-	-	3	100.0
C43	Melanoma of Skin	-	-	-	-	-	-	-	-	-	-	-	-
C44	Other Skin	11	100.	-	-	-	-	-	-	-	-	11	100.0
C45	Mesothelioma	-	-	-	-	-	-	-	-	-	-	-	-
C46	Kaposi Sarcoma	-	-	-	-	-	-	-	-	-	-	-	-
C47+C49	Conn. & Soft Tissue	5	100.	-	-	-	-	-	-	-	-	5	100.0
C50	Breast	2	100.	-	-	-	-	-	-	-	-	2	100.0
C60	Penis	13	100.	-	-	-	-	-	-	-	-	13	100.0
C61	Prostate	6	100.	-	-	-	-	-	-	-	-	6	100.0
C62	Testis	3	100.	-	-	-	-	-	-	-	-	3	100.0
C63	Other Male Genital	-	-	-	-	-	-	-	-	-	-	-	-
C64	Kidney etc.	3	100.	-	-	-	-	-	-	-	-	3	100.0
C65	Renal Pelvis	-	-	-	-	-	-	-	-	-	-	-	-
C66	Ureter	-	-	-	-	-	-	-	-	-	-	-	-
C67	Bladder	8	88.9	-	-	-	-	1	11.1	-	-	9	100.0
C68	Uns.Urinary Organs	-	-	-	-	-	-	-	-	-	-	-	-
C69	Eye	3	100.	-	-	-	-	-	-	-	-	3	100.0
C70-72	Brain, Nervous	3	60.0	2	40.0	-	-	-	-	-	-	5	100.0
C73	Thyroid	3	100.	-	-	-	-	-	-	-	-	3	100.0
C74	Adrenal Gland	1	100.	-	-	-	-	-	-	-	-	1	100.0
C77	Sec Lymph Nodes	1	100.	-	-	-	-	-	-	-	-	1	100.0
C78	Sec Resp	&	-	-	-	-	-	-	-	-	-	-	--
C79	Sec Others	-	-	-	-	-	-	-	-	-	-	-	-
C81	Hodgkins Disease	1	100.	-	-	-	-	-	-	-	-	1	100.0
C82-85,C96	NHL	18	100.	-	-	-	-	-	-	-	-	18	100.0
C90	Multiple Myeloma	2	100.	-	-	-	-	-	-	-	-	2	100.0
C91	Lymphoid Leuk.	7	100.	-	-	-	-	-	-	-	-	7	100.0
C92-94	Myeloid Leukaemia	12	100.	-	-	-	-	-	-	-	-	12	100.0
C95	Leukaemia Uns	-	-	-	-	-	-	-	-	-	-	-	-
O&U	Other and Uns	11	84.6	2	15.4	-	-	-	-	-	-	13	100.0
	All sites	385	95.5	12	3.0	-	-	5	1.2	1	0.2	403	100.0

**TABLE: IMP-5(b): Number (#) and Proportion (%) of Cancers by Site (ICD-10) and Method of Diagnosis : 2005-2006 - Females
Imphal West District**

ICD-10	Site	Microscopic		X-Ray/imaging		Clinical		Others		D.C.O		Total	
		#	%	#	%	#	%	#	%	#	%	#	%
C00	Lip	-	-	-	-	-	-	-	-	-	-	-	-
C01-02	Tongue	8	100.	-	-	-	-	-	-	-	-	8	100.0
C03-06	Mouth	2	100.	-	-	-	-	-	-	-	-	2	100.0
C07-8	Salivary Gland	6	100.	-	-	-	-	-	-	-	-	6	100.0
C09	Tonsil	1	100.	-	-	-	-	-	-	-	-	1	100.0
C10	Oth. Oropharynx	-	-	-	-	-	-	-	-	-	-	-	-
C11	Nasopharynx	8	88.9	1	11.1	-	-	-	-	-	-	9	100.0
C12-13	Hypopharynx	-	-	-	-	-	-	-	-	-	-	-	-
C14	Pharynx Unspecified	-	-	-	-	-	-	-	-	1	100.0	1	100.0
C15	Oesophagus	15	93.8	1	6.3	-	-	-	-	-	-	16	100.0
C16	Stomach	15	100.	-	-	-	-	-	-	-	-	15	100.0
C17	Small Intestine	1	100.	-	-	-	-	-	-	-	-	1	100.0
C18	Colon	11	100.	-	-	-	-	-	-	-	-	11	100.0
C19-20	Rectum	12	100.	-	-	-	-	-	-	-	-	12	100.0
C21	Anus & Anal Canal	-	-	-	-	-	-	-	-	-	-	-	-
C22	Liver	3	75.0	-	-	-	-	1	25.0	-	-	4	100.0
C23-24	Gallbladder etc.	38	92.7	2	4.9	-	-	1	2.4	-	-	41	100.0
C25	Pancreas	3	100.	-	-	-	-	-	-	-	-	3	100.0
C30-31	Nose, Sinuses etc.	1	100.	-	-	-	-	-	-	-	-	1	100.0
C32	Larynx	8	100.	-	-	-	-	-	-	-	-	8	100.0
C33-34	Lung etc.	61	85.9	8	11.3	1	1.4	-	-	1	1.4	71	100.0
C37-38	Other Thoracic	-	-	-	-	-	-	-	-	-	-	-	-
C40-41	Bone	5	100.	-	-	-	-	-	-	-	-	5	100.0
C43	Melanoma of Skin	-	-	-	-	-	-	-	-	-	-	-	-
C44	Other Skin	17	100.	-	-	-	-	-	-	-	-	17	100.0
C45	Mesothelioma	-	-	-	-	-	-	-	-	-	-	-	-
C46	Kaposi Sarcoma	-	-	-	-	-	-	-	-	-	-	-	-
C47+C49	Conn. & Soft Tissue	4	100.	-	-	-	-	-	-	-	-	4	100.0
C50	Breast	66	100.	-	-	-	-	-	-	-	-	66	100.0
C51	Vulva	4	100.	-	-	-	-	-	-	-	-	4	100.0
C52	Vagina	-	-	-	-	-	-	-	-	-	-	-	-
C53	Cervix Uteri	82	98.8	-	-	1	1.2	-	-	-	-	83	100.0
C54	Corpus Uteri	-	-	-	-	-	-	-	-	-	-	-	-
C55	Uterus Unspecified	1	100.	-	-	-	-	-	-	-	-	1	100.0
C56	Ovary etc.	30	96.8	-	-	-	-	1	3.2	-	-	31	100.0
C57	Other Female	-	-	-	-	-	-	-	-	-	-	-	-
C58	Placenta	2	66.7	-	-	-	-	1	33.3	-	-	3	100.0
C64	Kidney etc.	2	100.	-	-	-	-	-	-	-	-	2	100.0
C65	Renal Pelvis	-	-	-	-	-	-	-	-	-	-	-	-
C66	Ureter	-	-	-	-	-	-	-	-	-	-	-	-
C67	Bladder	4	100.	-	-	-	-	-	-	-	-	4	100.0
C68	Uns.Urinary Organs	-	-	-	-	-	-	-	-	-	-	-	-
C69	Eye	1	100.	-	-	-	-	-	-	-	-	1	100.0
C70-72	Brain, Nervous	1	50.0	1	50.0	-	-	-	-	-	-	2	100.0
C73	Thyroid	37	100.	-	-	-	-	-	-	-	-	37	100.0
C74	Adrenal Gland	-	-	-	-	-	-	-	-	-	-	-	-
C77	Sec Lymph Nodes	4	100.	-	-	-	-	-	-	-	-	4	100.0
C78	Sec Resp	&	-	-	-	-	-	-	-	-	-	-	--
C79	Sec Others	-	-	-	-	-	-	-	-	-	-	-	-
C81	Hodgkins Disease	2	100.	-	-	-	-	-	-	-	-	2	100.0
C82-85,C96	NHL	10	100.	-	-	-	-	-	-	-	-	10	100.0
C90	Multiple Myeloma	5	100.	-	-	-	-	-	-	-	-	5	100.0
C91	Lymphoid Leuk.	4	100.	-	-	-	-	-	-	-	-	4	100.0
C92-94	Myeloid Leukaemia	9	100.	-	-	-	-	-	-	-	-	9	100.0
C95	Leukaemia	Uns	-	-	-	-	-	-	-	-	-	-	--
O&U	Other and Uns	16	88.9	2	11.1	-	-	-	-	-	-	18	100.0
	All Sites	499	95.6	15	2.9	2	0.4	4	0.8	2	0.4	522	100.0

TABLE: IMP-6(a): Number (#) and Proportion (%) of Cancers by Site (ICD-10) and Detailed Microscopic Diagnosis, 2005-2006 - Males : Imphal West District

ICD-10	Site	Pri. Hist		Sec. Hist		Cytology		Blood Film		Bone Marrow		Others		Total	
		#	%	#	%	#	%	#	%	#	%	#	%	#	%
C00	Lip	1	100.0	-	-	-	-	-	-	-	-	-	-	1	100.0
C01-02	Tongue	10	66.7	-	-	5	33.3	-	-	-	-	-	-	15	100.0
C03-06	Mouth	6	60.0	-	-	4	40.0	-	-	-	-	-	-	10	100.0
C07-8	Salivary Gland	2	66.7	-	-	1	33.3	-	-	-	-	-	-	3	100.0
C09	Tonsil	5	62.5	-	-	3	37.5	-	-	-	-	-	-	8	100.0
C10	Oth. Oropharynx	-	-	-	-	-	-	-	-	-	-	-	-	-	-
C11	Nasopharynx	10	58.8	-	-	7	41.2	-	-	-	-	-	-	17	100.0
C12-13	Hypopharynx	3	100.0	-	-	-	-	-	-	-	-	-	-	3	100.0
C14	Pharynx Unspecified	1	100.0	-	-	-	-	-	-	-	-	-	-	1	100.0
C15	Oesophagus	23	88.5	-	-	2	7.7	-	-	-	-	1	3.8	26	100.0
C16	Stomach	26	70.3	2	5.4	8	21.6	-	-	-	-	1	2.7	37	100.0
C17	Small Intestine	-	-	-	-	-	-	-	-	-	-	-	-	-	-
C18	Colon	9	60.0	1	6.7	5	33.3	-	-	-	-	-	-	15	100.0
C19-20	Rectum	11	100.0	-	-	-	-	-	-	-	-	-	-	11	100.0
C21	Anus & Anal Canal	2	100.0	-	-	-	-	-	-	-	-	-	-	2	100.0
C22	Liver	4	25.0	-	-	10	62.5	-	-	-	-	2	12.5	16	100.0
C23-24	Gallbladder etc.	6	42.9	-	-	6	42.9	-	-	-	-	2	14.3	14	100.0
C25	Pancreas	-	-	-	-	1	50.0	-	-	-	-	1	50.0	2	100.0
C30-31	Nose, Sinuses etc.	-	-	-	-	-	-	-	-	-	-	-	-	-	-
C32	Larynx	13	81.3	-	-	3	18.8	-	-	-	-	-	-	16	100.0
C33-34	Lung etc.	16	19.0	-	-	62	73.8	-	-	-	-	6	7.1	84	100.0
C37-38	Other Thoracic Organs	-	-	-	-	1	100.0	-	-	-	-	-	-	1	100.0
C40-41	Bone	1	33.3	-	-	2	66.7	-	-	-	-	-	-	3	100.0
C43	Melanoma of Skin	-	-	-	-	-	-	-	-	-	-	-	-	-	-
C44	Other Skin	6	54.5	-	-	5	45.5	-	-	-	-	-	-	11	100.0
C45	Mesothelioma	-	-	-	-	-	-	-	-	-	-	-	-	-	-
C46	Kaposi Sarcoma	-	-	-	-	-	-	-	-	-	-	-	-	-	-
C47+C49	Conn. & Soft Tissue	4	80.0	-	-	1	20.0	-	-	-	-	-	-	5	100.0
C50	Breast	-	-	1	50.0	1	50.0	-	-	-	-	-	-	2	100.0
C60	Penis	11	84.6	-	-	2	15.4	-	-	-	-	-	-	13	100.0
C61	Prostate	6	100.0	-	-	-	-	-	-	-	-	-	-	6	100.0
C62	Testis	3	100.0	-	-	-	-	-	-	-	-	-	-	3	100.0
C63	Other Male Genital	-	-	-	-	-	-	-	-	-	-	-	-	-	-
C64	Kidney etc.	1	33.3	-	-	2	66.7	-	-	-	-	-	-	3	100.0
C65	Renal Pelvis	-	-	-	-	-	-	-	-	-	-	-	-	-	-
C66	Ureter	-	-	-	-	-	-	-	-	-	-	-	-	-	-
C67	Bladder	8	88.9	-	-	-	-	-	-	-	-	1	11.1	9	100.0
C68	Uns. Urinary Organs	-	-	-	-	-	-	-	-	-	-	-	-	-	-
C69	Eye	3	100.0	-	-	-	-	-	-	-	-	-	-	3	100.0
C70-72	Brain, Nervous System	3	60.0	-	-	-	-	-	-	-	-	2	40.0	5	100.0
C73	Thyroid	-	-	-	-	3	100.0	-	-	-	-	-	-	3	100.0
C74	Adrenal Gland	1	100.0	-	-	-	-	-	-	-	-	-	-	1	100.0
C77	Sec Lymph Nodes	1	100.0	-	-	-	-	-	-	-	-	-	-	1	100.0
C78	Sec Resp & Digestive	-	-	-	-	-	-	-	-	-	-	-	-	-	-
C79	Sec Others	-	-	-	-	-	-	-	-	-	-	-	-	-	-
C81	Hodgkins Disease	-	-	-	-	1	100.0	-	-	-	-	-	-	1	100.0
C82-85,C96	NHL	7	38.9	-	-	10	55.6	-	-	1	5.6	-	-	18	100.0
C90	Multiple Myeloma	-	-	-	-	-	-	-	-	2	100.0	-	-	2	100.0
C91	Lymphoid Leuk.	-	-	-	-	-	-	-	-	7	100.0	-	-	7	100.0
C92-94	Myeloid Leukaemia	-	-	-	-	-	-	-	-	12	100.0	-	-	12	100.0
C95	Leukaemia Uns	-	-	-	-	-	-	-	-	-	-	-	-	-	-
O&U	Other and Uns	7	53.8	1	7.7	3	23.1	-	-	-	-	2	15.4	13	100.0
	All Sites	210	52.1	5	1.2	148	36.7	-	-	22	5.5	18	4.5	403	100.0

TABLE: IMP-6(b): Number (#) and Proportion (%) of Cancers by Site (ICD-10) and Detailed Microscopic Diagnosis, 2005-2006 - Females : Imphal West District

ICD-10	Site	Pri. Hist		Sec. Hist		Cytology		Blood Film		Bone Marrow		Others		Total	
		#	%	#	%	#	%	#	%	#	%	#	%	#	%
C00	Lip	-	-	-	-	-	-	-	-	-	-	-	-	-	-
C01-02	Tongue	5	62.5	-	-	3	37.5	-	-	-	-	-	-	8	100.0
C03-06	Mouth	2	100.0	-	-	-	-	-	-	-	-	-	-	2	100.0
C07-8	Salivary Gland	3	50.0	-	-	3	50.0	-	-	-	-	-	-	6	100.0
C09	Tonsil	-	-	-	-	1	100.0	-	-	-	-	-	-	1	100.0
C10	Oth. Oropharynx	-	-	-	-	-	-	-	-	-	-	-	-	-	-
C11	Nasopharynx	3	33.3	-	-	5	55.6	-	-	-	-	1	11.1	9	100.0
C12-13	Hypopharynx	-	-	-	-	-	-	-	-	-	-	-	-	-	-
C14	Pharynx Unspecified	-	-	-	-	-	-	-	-	-	-	1	100.0	1	100.0
C15	Oesophagus	12	75.0	-	-	3	18.8	-	-	-	-	1	6.3	16	100.0
C16	Stomach	14	93.3	-	-	1	6.7	-	-	-	-	-	-	15	100.0
C17	Small Intestine	1	100.0	-	-	-	-	-	-	-	-	-	-	1	100.0
C18	Colon	4	36.4	1	9.1	6	54.5	-	-	-	-	-	-	11	100.0
C19-20	Rectum	12	100.0	-	-	-	-	-	-	-	-	-	-	12	100.0
C21	Anus & Anal Canal	-	-	-	-	-	-	-	-	-	-	-	-	-	-
C22	Liver	-	-	-	-	3	75.0	-	-	-	-	1	25.0	4	100.0
C23-24	Gallbladder etc.	16	39.0	2	4.9	20	48.8	-	-	-	-	3	7.3	41	100.0
C25	Pancreas	1	33.3	1	33.3	1	33.3	-	-	-	-	-	-	3	100.0
C30-31	Nose, Sinuses etc.	1	100.0	-	-	-	-	-	-	-	-	-	-	1	100.0
C32	Larynx	8	100.0	-	-	-	-	-	-	-	-	-	-	8	100.0
C33-34	Lung etc.	9	12.7	2	2.8	50	70.4	-	-	-	-	10	14.1	71	100.0
C37-38	Other Thoracic Organs	-	-	-	-	-	-	-	-	-	-	-	-	-	-
C40-41	Bone	2	40.0	-	-	3	60.0	-	-	-	-	-	-	5	100.0
C43	Melanoma of Skin	-	-	-	-	-	-	-	-	-	-	-	-	-	-
C44	Other Skin	13	76.5	-	-	4	23.5	-	-	-	-	-	-	17	100.0
C45	Mesothelioma	-	-	-	-	-	-	-	-	-	-	-	-	-	-
C46	Kaposi Sarcoma	-	-	-	-	-	-	-	-	-	-	-	-	-	-
C47+C49	Conn. & Soft Tissue	3	75.0	-	-	1	25.0	-	-	-	-	-	-	4	100.0
C50	Breast	39	59.1	1	1.5	26	39.4	-	-	-	-	-	-	66	100.0
C51	Vulva	4	100.0	-	-	-	-	-	-	-	-	-	-	4	100.0
C52	Vagina	-	-	-	-	-	-	-	-	-	-	-	-	-	-
C53	Cervix Uteri	73	88.0	-	-	9	10.8	-	-	-	-	1	1.2	83	100.0
C54	Corpus Uteri	-	-	-	-	-	-	-	-	-	-	-	-	-	-
C55	Uterus Unspecified	-	-	-	-	1	100.0	-	-	-	-	-	-	1	100.0
C56	Ovary etc.	21	67.7	1	3.2	7	22.6	-	-	1	3.2	1	3.2	31	100.0
C57	Other Female Genital	-	-	-	-	-	-	-	-	-	-	-	-	-	-
C58	Placenta	1	33.3	-	-	1	33.3	-	-	-	-	1	33.3	3	100.0
C64	Kidney etc.	-	-	-	-	2	100.0	-	-	-	-	-	-	2	100.0
C65	Renal Pelvis	-	-	-	-	-	-	-	-	-	-	-	-	-	-
C66	Ureter	-	-	-	-	-	-	-	-	-	-	-	-	-	-
C67	Bladder	4	100.0	-	-	-	-	-	-	-	-	-	-	4	100.0
C68	Uns. Urinary Organs	-	-	-	-	-	-	-	-	-	-	-	-	-	-
C69	Eye	1	100.0	-	-	-	-	-	-	-	-	-	-	1	100.0
C70-72	Brain, Nervous System	1	50.0	-	-	-	-	-	-	-	-	1	50.0	2	100.0
C73	Thyroid	23	62.2	-	-	14	37.8	-	-	-	-	-	-	37	100.0
C74	Adrenal Gland	-	-	-	-	-	-	-	-	-	-	-	-	-	-
C77	Sec Lymph Nodes	4	100.0	-	-	-	-	-	-	-	-	-	-	4	100.0
C78	Sec Resp & Digestive	-	-	-	-	-	-	-	-	-	-	-	-	-	-
C79	Sec Others	-	-	-	-	-	-	-	-	-	-	-	-	-	-
C81	Hodgkins Disease	-	-	-	-	2	100.0	-	-	-	-	-	-	2	100.0
C82-85,C96	NHL	4	40.0	-	-	6	60.0	-	-	-	-	-	-	10	100.0
C90	Multiple Myeloma	-	-	-	-	-	-	-	-	5	100.0	-	-	5	100.0
C91	Lymphoid Leuk.	-	-	-	-	-	-	-	-	4	100.0	-	-	4	100.0
C92-94	Myeloid Leukaemia	-	-	-	-	-	-	-	-	9	100.0	-	-	9	100.0
C95	Leukaemia Uns	-	-	-	-	-	-	-	-	-	-	-	-	-	-
O&U	Other and Uns	15	83.3	-	-	1	5.6	-	-	-	-	2	11.1	18	100.0
	All Sites	299	57.3	8	1.5	173	33.1	-	-	19	3.6	23	4.4	522	100.0

**TABLE IMP-7 (a): Number of Cancer Deaths by Five Year Age Group and Site (ICD-10):
2005-2006 – Males**

%= Relative Proportion of Cancers of All Sites.

Imphal West District

ICD-10	Site	0-4	5-9	10-14	15-19	20-24	25-29	30-34	35-39	40-44	45-49	50-54	55-59	60-64	65-69	70-74	75+	Unkn	Total	%
C00	Lip	-	-	-	-	-	-	-	-	-	-	-	-	-	-	-	-	-	-	-
C01-02	Tongue	-	-	-	-	-	-	-	-	-	-	-	-	-	-	-	-	-	-	-
C03-06	Mouth	-	-	-	-	-	-	-	-	-	-	-	-	-	-	-	-	-	-	-
C07-8	Salivary Gland	-	-	-	-	-	-	-	-	-	-	-	-	-	-	-	-	-	-	-
C09	Tonsil	-	-	-	-	-	-	-	-	-	-	-	-	-	-	-	-	-	-	-
C10	Oth. Oropharynx	-	-	-	-	-	-	-	-	-	-	-	-	-	-	-	-	-	-	-
C11	Nasopharynx	-	-	-	-	-	-	-	-	-	-	-	-	1	-	1	-	-	2	3.33
C12-13	Hypopharynx	-	-	-	-	-	-	-	-	-	-	-	-	-	-	-	-	-	-	-
C14	Pharynx Unspecified	-	-	-	-	-	-	-	-	-	-	-	-	-	-	-	-	-	-	-
C15	Oesophagus	-	-	-	-	-	-	-	-	-	-	-	-	1	1	1	-	-	3	5.00
C16	Stomach	-	-	-	-	-	-	-	-	-	1	1	2	-	4	-	3	-	11	18.33
C17	Small Intestine	-	-	-	-	-	-	-	-	-	-	-	-	-	-	-	-	-	-	-
C18	Colon	-	-	-	-	-	-	-	-	-	-	-	-	-	1	-	-	-	1	1.67
C19-20	Rectum	-	-	-	-	-	-	-	-	1	-	-	-	-	-	1	-	-	2	3.33
C21	Anus & Anal Canal	-	-	-	-	-	-	-	-	-	-	-	-	-	-	-	-	-	-	-
C22	Liver	-	-	-	-	-	-	-	-	-	-	1	-	-	-	1	1	-	3	5.00
C23-24	Gallbladder etc.	-	-	-	-	-	-	-	-	-	-	-	-	1	-	-	-	-	1	1.67
C25	Pancreas	-	-	-	-	-	-	-	-	-	-	-	-	1	-	-	-	-	1	1.67
C30-31	Nose, Sinuses etc.	-	-	-	-	-	-	-	-	-	-	-	-	-	-	-	-	-	-	-
C32	Larynx	-	-	-	-	-	-	-	-	-	-	-	-	-	-	-	-	-	-	-
C33-34	Lung etc.	-	-	-	-	-	-	-	-	2	1	-	3	3	2	10	10	-	31	51.67
C37-38	Other Thoracic Organs	-	-	-	-	-	-	-	-	-	-	-	-	-	-	-	-	-	-	-
C40-41	Bone	-	-	-	-	-	-	-	-	-	-	-	-	-	-	-	-	-	-	-
C43	Melanoma of Skin	-	-	-	-	-	-	-	-	-	-	-	-	-	-	-	-	-	-	-
C44	Other Skin	-	-	-	-	-	-	-	-	-	-	-	-	-	-	-	-	-	-	-
C45	Mesothelioma	-	-	-	-	-	-	-	-	-	-	-	-	-	-	-	-	-	-	-
C46	Kaposi Sarcoma	-	-	-	-	-	-	-	-	-	-	-	-	-	-	-	-	-	-	-
C47+C49	Conn. & Soft Tissue	-	-	-	-	-	-	-	-	-	-	-	-	-	-	-	-	-	-	-
C50	Breast	-	-	-	-	-	-	-	-	-	-	-	-	-	-	-	-	-	-	-
C60	Penis	-	-	-	-	-	-	-	-	-	-	-	-	-	-	-	-	-	-	-
C61	Prostate	-	-	-	-	-	-	-	-	-	-	-	-	-	-	-	-	-	-	-
C62	Testis	-	-	-	-	-	-	-	-	-	-	-	-	-	-	-	-	-	-	-
C63	Other Male Genital	-	-	-	-	-	-	-	-	-	-	-	-	-	-	-	-	-	-	-
C64	Kidney etc.	-	-	-	-	-	-	-	-	-	-	-	1	-	-	-	-	-	1	1.67
C65	Renal Pelvis	-	-	-	-	-	-	-	-	-	-	-	-	-	-	-	-	-	-	-
C66	Ureter	-	-	-	-	-	-	-	-	-	-	-	-	-	-	-	-	-	-	-
C67	Bladder	-	-	-	-	-	-	-	-	-	-	-	-	-	-	-	-	-	-	-
C68	Uns. Urinary Organs	-	-	-	-	-	-	-	-	-	-	-	-	-	-	-	-	-	-	-
C69	Eye	-	-	-	-	-	-	-	-	-	-	-	-	-	-	-	-	-	-	-
C70-72	Brain, Nervous System	-	-	-	-	-	-	-	-	-	-	-	-	-	-	-	-	-	-	-
C73	Thyroid	-	-	-	-	-	-	-	-	-	-	-	-	-	-	-	-	-	-	-
C74	Adrenal Gland	-	-	-	-	-	-	-	-	-	-	-	-	-	-	-	-	-	-	-
C77	Sec Lymph Nodes	-	-	-	-	-	-	-	-	-	-	-	-	-	-	-	-	-	-	-
C78	Sec Resp & Digestive	-	-	-	-	-	-	-	-	-	-	-	-	-	-	-	-	-	-	-
C79	Sec Others	-	-	-	-	-	-	-	-	-	-	-	-	-	-	-	-	-	-	-
C81	Hodgkins Disease	-	-	-	-	-	-	-	-	-	-	-	-	-	-	-	-	-	-	-
C82-85,C96	NHL	-	-	-	-	-	-	-	-	-	-	-	-	-	-	1	-	-	1	1.67
C90	Multiple Myeloma	-	-	-	-	-	-	-	-	-	-	-	-	-	-	-	-	-	-	-
C91	Lymphoid Leuk.	-	-	-	-	-	-	-	-	-	-	-	-	-	-	-	-	-	-	-
C92-94	Myeloid Leukaemia	-	-	-	-	1	-	-	-	-	-	-	-	-	-	1	1	-	3	5.00
C95	Leukaemia Uns	-	-	-	-	-	-	-	-	-	-	-	-	-	-	-	-	-	-	-
O&U	Other and Uns	-	-	-	-	-	-	-	-	-	-	-	-	-	-	-	-	-	-	-
	All Sites	-	-	-	-	1	-	-	-	3	2	2	6	7	8	16	15	-	60	100.00

**TABLE IMP-7 (b): Number of Cancer Deaths by Five Year Age Group and Site (ICD-10):
2005-2006 – Females**

%= Relative Proportion of Cancers of All Sites.

Imphal West District

ICD-10	Site	0-4	5-9	10-14	15-19	20-24	25-29	30-34	35-39	40-44	45-49	50-54	55-59	60-64	65-69	70-74	75+	Unkn	Total	%
C00	Lip	-	-	-	-	-	-	-	-	-	-	-	-	-	-	-	-	-	-	-
C01-02	Tongue	-	-	-	-	-	-	-	-	-	-	-	-	-	-	-	-	-	-	-
C03-06	Mouth	-	-	-	-	-	-	-	-	-	-	-	-	-	-	-	-	-	-	-
C07-8	Salivary Gland	-	-	-	-	-	-	-	-	-	-	-	-	-	-	-	-	-	-	-
C09	Tonsil	-	-	-	-	-	-	-	-	-	-	-	-	-	-	-	-	-	-	-
C10	Oth. Oropharynx	-	-	-	-	-	-	-	-	-	-	-	-	1	-	-	-	-	1	1.45
C11	Nasopharynx	-	-	-	-	-	-	-	-	1	-	-	-	-	-	-	-	-	1	1.45
C12-13	Hypopharynx	-	-	-	-	-	-	-	-	-	-	-	-	-	-	-	-	-	-	-
C14	Pharynx Unspecified	-	-	-	-	-	-	-	-	-	-	-	-	-	-	-	-	-	-	-
C15	Oesophagus	-	-	-	-	-	-	-	1	-	-	-	-	1	-	-	-	-	2	2.90
C16	Stomach	-	-	-	-	1	-	-	1	-	-	-	-	1	-	-	-	-	3	4.35
C17	Small Intestine	-	-	-	-	-	-	-	-	-	-	-	-	-	-	-	-	-	-	-
C18	Colon	-	-	-	-	-	-	-	-	-	-	-	-	1	-	-	-	-	2	2.90
C19-20	Rectum	-	-	-	-	-	-	-	-	-	-	-	-	-	1	-	-	-	1	1.45
C21	Anus & Anal Canal	-	-	-	-	-	-	-	-	-	-	-	-	-	-	-	-	-	-	-
C22	Liver	-	-	-	-	-	-	1	-	-	2	2	-	-	-	-	-	-	5	7.25
C23-24	Gallbladder etc.	-	-	-	-	-	-	-	2	1	-	-	1	1	-	1	2	-	8	11.59
C25	Pancreas	-	-	-	-	-	-	-	-	-	-	-	-	-	-	-	-	-	-	-
C30-31	Nose, Sinuses etc.	-	-	-	-	-	-	-	-	-	-	-	-	-	-	-	-	-	-	-
C32	Larynx	-	-	-	-	-	-	-	-	-	-	-	-	-	-	-	-	-	-	-
C33-34	Lung etc.	-	-	-	-	-	-	-	1	1	1	3	3	4	5	2	4	-	24	34.78
C37-38	Other Thoracic Organs	-	-	-	-	-	-	-	-	-	-	-	-	-	-	-	-	-	-	-
C40-41	Bone	-	-	-	-	-	-	-	-	-	-	-	-	-	-	-	-	-	-	-
C43	Melanoma of Skin	-	-	-	-	-	-	-	-	-	-	-	-	-	-	-	-	-	-	-
C44	Other Skin	-	-	-	-	-	-	-	-	-	-	-	-	-	-	-	-	-	-	-
C45	Mesothelioma	-	-	-	-	-	-	-	-	-	-	-	-	-	-	-	-	-	-	-
C46	Kaposi Sarcoma	-	-	-	-	-	-	-	-	-	-	-	-	-	-	-	-	-	-	-
C47+C49	Conn. & Soft Tissue	-	-	-	-	-	-	-	-	-	-	-	-	-	-	-	-	-	-	-
C50	Breast	-	-	-	-	-	-	-	1	-	-	-	-	1	-	-	-	-	2	2.90
C51	Vulva	-	-	-	-	-	-	-	-	-	-	1	1	-	-	-	-	-	2	2.90
C52	Vagina	-	-	-	-	-	-	-	-	-	-	-	-	-	-	-	-	-	-	-
C53	Cervix Uteri	-	-	-	-	-	1	-	-	-	-	-	-	-	-	-	-	-	1	1.45
C54	Corpus Uteri	-	-	-	-	-	-	-	-	-	-	-	-	-	-	-	-	-	-	-
C55	Uterus Unspecified	-	-	-	-	-	-	-	-	-	-	-	-	-	-	-	-	-	-	-
C56	Ovary etc.	-	-	-	-	-	-	-	-	1	-	-	-	-	-	-	-	-	1	1.45
C57	Other Female Genital	-	-	-	-	-	-	-	-	-	-	-	-	-	-	-	-	-	-	-
C58	Placenta	-	-	-	-	-	-	-	-	-	-	-	-	-	-	-	-	-	-	-
C64	Kidney etc.	-	-	-	-	-	-	-	-	-	-	-	-	-	-	-	-	-	-	-
C65	Renal Pelvis	-	-	-	-	-	-	-	-	-	-	-	-	-	-	-	-	-	-	-
C66	Ureter	-	-	-	-	-	-	-	-	-	-	-	-	-	-	-	-	-	-	-
C67	Bladder	-	-	-	-	-	-	-	-	-	-	-	-	-	-	-	-	-	-	-
C68	Uns.Urinary Organs	-	-	-	-	-	-	-	-	-	-	-	-	-	-	-	-	-	-	-
C69	Eye	-	-	-	-	-	-	-	-	-	-	-	-	-	-	-	-	-	-	-
C70-72	Brain, Nervous System	-	-	-	-	-	-	-	-	-	-	-	-	-	-	-	-	-	-	-
C73	Thyroid	-	-	-	-	-	-	-	-	-	-	-	-	-	-	-	-	-	-	-
C74	Adrenal Gland	-	-	-	-	-	-	-	-	-	-	-	-	-	-	-	-	-	-	-
C77	Sec Lymph Nodes	-	-	-	-	-	-	-	-	-	-	1	-	-	-	-	-	-	1	1.45
C78	Sec Resp & Digestive	-	-	-	-	-	-	-	-	-	-	-	-	-	-	-	-	-	-	-
C79	Sec Others	-	-	-	-	-	-	-	-	-	-	-	1	-	-	-	-	-	1	1.45
C81	Hodgkins Disease	-	-	-	-	-	-	-	-	-	-	-	-	-	-	-	-	-	-	-
C82-85,C96	NHL	-	-	-	-	1	-	-	-	-	1	-	-	-	1	-	-	-	3	4.35
C90	Multiple Myeloma	-	-	-	-	-	-	-	-	-	-	-	-	-	-	-	-	-	-	-
C91	Lymphoid Leuk.	1	-	-	-	1	-	-	-	-	1	-	-	-	-	-	-	-	3	4.35
C92-94	Myeloid Leukaemia	-	1	-	2	1	-	-	-	-	-	-	-	-	1	-	-	-	5	7.25
C95	Leukaemia Uns	-	-	-	-	-	-	-	-	-	-	-	-	-	-	-	-	-	-	-
O&U	Other and Uns	1	-	-	-	-	-	-	-	-	1	-	-	1	-	-	-	-	3	4.35
	All Sites	2	1	-	2	4	1	1	6	4	6	7	6	11	7	5	6	-	69	100.00

TABLE: IMP-8(a):
Average Annual Age Specific, Crude (CR), Age Adjusted (AAR) (with Standard Error(SE)) and
Truncated (35-64 Yrs) (TR) Mortality Rate per 100,000 population: 2005-2006 - Males
Imphal West District

ICD-10	0-4	5-9	10-14	15-19	20-24	25-29	30-34	35-39	40-44	45-49	50-54	55-59	60-64	65-69	70-74	>75	CR	AAR	SE	TR
C00	-	-	-	-	-	-	-	-	-	-	-	-	-	-	-	-	-	-	-	-
C01-02	-	-	-	-	-	-	-	-	-	-	-	-	-	-	-	-	-	-	-	-
C03-06	-	-	-	-	-	-	-	-	-	-	-	-	-	-	-	-	-	-	-	-
C07-8	-	-	-	-	-	-	-	-	-	-	-	-	-	-	-	-	-	-	-	-
C09	-	-	-	-	-	-	-	-	-	-	-	-	-	-	-	-	-	-	-	-
C10	-	-	-	-	-	-	-	-	-	-	-	-	-	-	-	-	-	-	-	-
C11	-	-	-	-	-	-	-	-	-	-	-	-	9.7	-	13.4	-	0.4	0.7	0.47	1.2
C12-13	-	-	-	-	-	-	-	-	-	-	-	-	-	-	-	-	-	-	-	-
C14	-	-	-	-	-	-	-	-	-	-	-	-	-	-	-	-	-	-	-	-
C15	-	-	-	-	-	-	-	-	-	-	-	-	9.7	11.6	13.4	-	0.6	1.0	0.58	1.2
C16	-	-	-	-	-	-	-	-	4.0	4.7	14.2	-	46.3	-	35.0	-	2.3	3.1	0.96	3.4
C17	-	-	-	-	-	-	-	-	-	-	-	-	-	-	-	-	-	-	-	-
C18	-	-	-	-	-	-	-	-	-	-	-	-	-	11.6	-	-	0.2	0.3	0.35	-
C19-20	-	-	-	-	-	-	-	3.4	-	-	-	-	-	-	13.4	-	0.4	0.5	0.34	0.7
C21	-	-	-	-	-	-	-	-	-	-	-	-	-	-	-	-	-	-	-	-
C22	-	-	-	-	-	-	-	-	-	-	4.7	-	-	-	13.4	11.7	0.6	0.7	0.42	0.8
C23-24	-	-	-	-	-	-	-	-	-	-	-	-	9.7	-	-	-	0.2	0.4	0.39	1.2
C25	-	-	-	-	-	-	-	-	-	-	-	-	9.7	-	-	-	0.2	0.4	0.39	1.2
C30-31	-	-	-	-	-	-	-	-	-	-	-	-	-	-	-	-	-	-	-	-
C32	-	-	-	-	-	-	-	-	-	-	-	-	-	-	-	-	-	-	-	-
C33-34	-	-	-	-	-	-	-	6.8	4.0	-	21.3	29.0	23.2	133.7	116.6	-	6.5	8.4	1.53	8.6
C37-38	-	-	-	-	-	-	-	-	-	-	-	-	-	-	-	-	-	-	-	-
C40-41	-	-	-	-	-	-	-	-	-	-	-	-	-	-	-	-	-	-	-	-
C43	-	-	-	-	-	-	-	-	-	-	-	-	-	-	-	-	-	-	-	-
C44	-	-	-	-	-	-	-	-	-	-	-	-	-	-	-	-	-	-	-	-
C45	-	-	-	-	-	-	-	-	-	-	-	-	-	-	-	-	-	-	-	-
C46	-	-	-	-	-	-	-	-	-	-	-	-	-	-	-	-	-	-	-	-
C47+C49	-	-	-	-	-	-	-	-	-	-	-	-	-	-	-	-	-	-	-	-
C50	-	-	-	-	-	-	-	-	-	-	-	-	-	-	-	-	-	-	-	-
C60	-	-	-	-	-	-	-	-	-	-	-	-	-	-	-	-	-	-	-	-
C61	-	-	-	-	-	-	-	-	-	-	-	-	-	-	-	-	-	-	-	-
C62	-	-	-	-	-	-	-	-	-	-	-	-	-	-	-	-	-	-	-	-
C63	-	-	-	-	-	-	-	-	-	-	-	-	-	-	-	-	-	-	-	-
C64	-	-	-	-	-	-	-	-	-	-	-	7.1	-	-	-	-	0.2	0.3	0.28	0.9
C65	-	-	-	-	-	-	-	-	-	-	-	-	-	-	-	-	-	-	-	-
C66	-	-	-	-	-	-	-	-	-	-	-	-	-	-	-	-	-	-	-	-
C67	-	-	-	-	-	-	-	-	-	-	-	-	-	-	-	-	-	-	-	-
C68	-	-	-	-	-	-	-	-	-	-	-	-	-	-	-	-	-	-	-	-
C69	-	-	-	-	-	-	-	-	-	-	-	-	-	-	-	-	-	-	-	-
C70-72	-	-	-	-	-	-	-	-	-	-	-	-	-	-	-	-	-	-	-	-
C73	-	-	-	-	-	-	-	-	-	-	-	-	-	-	-	-	-	-	-	-
C74	-	-	-	-	-	-	-	-	-	-	-	-	-	-	-	-	-	-	-	-
C77	-	-	-	-	-	-	-	-	-	-	-	-	-	-	-	-	-	-	-	-
C78	-	-	-	-	-	-	-	-	-	-	-	-	-	-	-	-	-	-	-	-
C79	-	-	-	-	-	-	-	-	-	-	-	-	-	-	-	-	-	-	-	-
C81	-	-	-	-	-	-	-	-	-	-	-	-	-	-	-	-	-	-	-	-
C82-85,C96	-	-	-	-	-	-	-	-	-	-	-	-	-	-	13.4	-	0.2	0.3	0.27	-
C90	-	-	-	-	-	-	-	-	-	-	-	-	-	-	-	-	-	-	-	-
C91	-	-	-	-	-	-	-	-	-	-	-	-	-	-	-	-	-	-	-	-
C92-94	-	-	-	-	1.9	-	-	-	-	-	-	-	-	-	13.4	11.7	0.6	0.7	0.39	-
C95	-	-	-	-	-	-	-	-	-	-	-	-	-	-	-	-	-	-	-	-
O&U	-	-	-	-	-	-	-	-	-	-	-	-	-	-	-	-	-	-	-	-
All	-	-	-	-	1.9	-	-	-	10.1	8.1	9.3	42.6	67.6	92.7	213.9	174.8	12.6	16.7	2.20	19.2

TABLE: IMP-8(b):
Average Annual Age Specific, Crude (CR), Age Adjusted (AAR) (with Standard Error(SE)) and
Truncated (35-64 Yrs) (TR) Mortality Rate per 100,000 population: 2005-2006 - Females
Imphal West District

ICD-10	0-4	5-9	10-14	15-19	20-24	25-29	30-34	35-39	40-44	45-49	50-54	55-59	60-64	65-69	70-74	>75	CR	AAR	SE	TR
C00	-	-	-	-	-	-	-	-	-	-	-	-	-	-	-	-	-	-	-	-
C01-02	-	-	-	-	-	-	-	-	-	-	-	-	-	-	-	-	-	-	-	-
C03-06	-	-	-	-	-	-	-	-	-	-	-	-	-	-	-	-	-	-	-	-
C07-8	-	-	-	-	-	-	-	-	-	-	-	-	-	-	-	-	-	-	-	-
C09	-	-	-	-	-	-	-	-	-	-	-	-	-	-	-	9.4	0.2	0.2	0.19	-
C10	-	-	-	-	-	-	-	-	-	-	-	-	-	-	-	-	-	-	-	-
C11	-	-	-	-	-	-	-	-	-	-	-	-	16.6	-	-	-	0.4	0.7	0.47	2.1
C12-13	-	-	-	-	-	-	-	-	-	-	-	-	-	-	-	-	-	-	-	-
C14	-	-	-	-	-	-	-	-	-	-	-	-	-	-	-	-	-	-	-	-
C15	-	-	-	-	-	-	-	-	-	-	-	-	-	-	-	-	-	-	-	-
C16	-	-	-	-	-	-	-	-	-	-	4.9	-	-	-	-	-	0.2	0.2	0.25	0.8
C17	-	-	-	-	-	-	-	-	-	-	-	-	-	-	-	-	-	-	-	-
C18	-	-	-	-	-	-	-	-	-	-	-	-	-	-	-	18.8	0.4	0.4	0.27	-
C19-20	-	-	-	-	-	-	-	-	-	-	4.9	-	-	-	-	-	0.2	0.2	0.25	0.8
C21	-	-	-	-	-	-	-	-	-	-	-	-	-	-	-	-	-	-	-	-
C22	-	-	-	-	-	-	-	-	-	-	-	-	-	-	-	-	-	-	-	-
C23-24	-	-	-	-	-	-	-	6.7	-	14.8	23.1	-	-	23.6	-	-	2.1	2.5	0.81	6.7
C25	-	-	-	-	-	-	-	-	-	-	-	-	-	11.8	-	-	0.2	0.2	0.24	-
C30-31	-	-	-	-	-	-	-	-	-	-	-	-	-	-	-	-	-	-	-	-
C32	-	-	-	-	-	-	-	-	-	-	-	-	-	-	-	-	-	-	-	-
C33-34	-	-	-	-	-	-	-	2.7	4.0	4.9	7.7	8.3	-	23.6	56.4	-	2.7	2.9	0.82	4.2
C37-38	-	-	-	-	-	-	-	-	-	-	-	-	-	-	-	-	-	-	-	-
C40-41	-	-	-	-	-	-	-	-	-	-	-	-	-	-	-	-	-	-	-	-
C43	-	-	-	-	-	-	-	-	-	-	-	-	-	-	-	-	-	-	-	-
C44	-	-	-	-	-	-	-	-	-	-	-	-	-	-	-	-	-	-	-	-
C45	-	-	-	-	-	-	-	-	-	-	-	-	-	-	-	-	-	-	-	-
C46	-	-	-	-	-	-	-	-	-	-	-	-	-	-	-	-	-	-	-	-
C47+C49	-	-	-	-	-	-	-	-	-	-	-	-	-	-	-	-	-	-	-	-
C50	-	-	-	-	-	-	-	2.7	-	-	-	-	16.6	21.1	-	-	1.0	1.5	0.67	2.7
C51	-	-	-	-	-	-	-	-	-	-	-	-	-	-	-	-	-	-	-	-
C52	-	-	-	-	-	-	-	-	-	-	-	-	-	-	-	-	-	-	-	-
C53	-	-	-	-	-	-	-	-	-	-	-	-	-	-	-	-	-	-	-	-
C54	-	-	-	-	-	-	-	-	-	-	-	-	-	-	-	-	-	-	-	-
C55	-	-	-	-	-	-	-	-	-	-	-	-	-	-	-	-	-	-	-	-
C56	-	-	-	-	-	-	-	-	-	4.9	7.7	-	10.6	-	-	-	0.6	0.9	0.51	1.8
C57	-	-	-	-	-	-	-	-	-	-	-	-	-	-	-	-	-	-	-	-
C58	-	-	-	-	-	-	-	-	-	-	-	-	-	-	-	-	-	-	-	-
C64	-	-	-	-	-	-	-	-	-	-	-	-	-	-	-	9.4	0.2	0.2	0.19	-
C65	-	-	-	-	-	-	-	-	-	-	-	-	-	-	-	-	-	-	-	-
C66	-	-	-	-	-	-	-	-	-	-	-	-	-	-	-	-	-	-	-	-
C67	-	-	-	-	-	-	-	-	-	-	-	-	-	-	-	-	-	-	-	-
C68	-	-	-	-	-	-	-	-	-	-	-	-	-	-	-	-	-	-	-	-
C69	-	-	-	-	-	-	-	-	-	-	-	-	-	-	-	-	-	-	-	-
C70-72	-	-	-	-	-	-	-	-	-	-	-	-	-	-	-	-	-	-	-	-
C73	-	-	-	-	-	-	-	3.3	-	-	7.7	-	-	-	-	-	0.4	0.5	0.37	1.6
C74	-	-	-	-	-	-	-	-	-	-	-	-	-	-	-	-	-	-	-	-
C77	-	-	-	-	-	-	-	-	-	-	-	-	-	-	-	-	-	-	-	-
C78	-	-	-	-	-	-	-	-	-	-	-	-	-	-	-	-	-	-	-	-
C79	-	-	-	-	-	-	-	-	-	-	-	-	-	-	-	-	-	-	-	-
C81	-	-	-	-	-	-	-	-	-	-	-	-	-	-	-	-	-	-	-	-
C82-85,C96	-	-	-	-	-	-	-	-	-	-	-	-	-	10.6	-	-	0.2	0.3	0.32	-
C90	-	-	-	-	-	-	-	-	-	-	-	-	-	-	-	-	-	-	-	-
C91	-	-	-	-	-	-	-	-	-	-	-	-	-	-	-	-	-	-	-	-
C92-94	-	-	4.1	2.0	-	-	-	2.7	3.3	-	-	-	-	-	-	-	1.0	0.9	0.41	1.2
C95	-	-	-	-	-	-	-	-	-	-	-	-	-	-	-	-	-	-	-	-
O&U	-	-	-	-	-	-	-	-	-	-	-	-	-	-	-	-	-	-	-	-
All	-	-	4.1	2.0	-	-	-	8.2	13.3	4.0	34.6	46.2	41.6	42.2	59.1	94.0	9.9	11.6	1.73	21.8

TABLE: IMP-9(a): Cumulative Rate (Cu.Rate%) & Cumulative Risk (Cu.Risk) of Individual Sites (ICD-10) Based Age Specific Rates (from 0-64 Years and from 0-74 Years) : 2005-2006 - Males Imphal West District

ICD-10	Site	0 - 64 Years		0 - 74 Years	
		Cu. Rate %	Cu. Risk	Cu. Rate%	Cu. Risk
C00	Lip	0.02	0.02	0.02	0.02
C01-02	Tongue	0.36	0.36	0.36	0.36
C03-06	Mouth	0.21	0.21	0.21	0.21
C07-8	SalivaryGland	0.02	0.02	0.13	0.13
C09	Tonsil	0.04	0.04	0.30	0.30
C10	Oth. Oropharynx	-	-	-	-
C11	Nasopharynx	0.27	0.27	0.52	0.52
C12-13	Hypopharynx	0.04	0.04	0.17	0.17
C14	Pharynx Unspecified	0.05	0.05	0.05	0.05
C15	Oesophagus	0.44	0.44	1.07	1.07
C16	Stomach	0.71	0.70	1.24	1.24
C17	Small Intestine	-	-	-	-
C18	Colon	0.26	0.26	0.43	0.43
C19-20	Rectum	0.18	0.18	0.43	0.43
C21	Anus & Anal Canal	-	-	-	-
C22	Liver	0.21	0.21	0.40	0.40
C23-24	Gallbladder etc.	0.30	0.29	0.47	0.47
C25	Pancreas	0.08	0.08	0.08	0.08
C30-31	Nose, Sinuses etc.	-	-	-	-
C32	Larynx	0.22	0.22	0.41	0.41
C33-34	Lung etc.	1.10	1.10	2.76	2.72
C37-38	Other Thoracic Organs	0.02	0.02	0.02	0.02
C40-41	Bone	0.04	0.04	0.04	0.04
C43	Melanoma of Skin	-	-	-	-
C44	Other Skin	0.14	0.14	0.20	0.20
C45	Mesothelioma	-	-	-	-
C46	Kaposi Sarcoma	-	-	-	-
C47+C49	Conn. & Soft Tissue	0.08	0.08	0.08	0.08
C50	Breast	0.08	0.08	0.08	0.08
C60	Penis	0.22	0.22	0.55	0.55
C61	Prostate	-	-	0.13	0.13
C62	Testis	0.04	0.04	0.04	0.04
C63	Other Male Genital	-	-	-	-
C64	Kidneyetc.	0.08	0.08	0.08	0.08
C65	Renal Pelvis	-	-	-	-
C66	Ureter	-	-	-	-
C67	Bladder	0.20	0.20	0.33	0.33
C68	Uns. Urinary Organs	-	-	-	-
C69	Eye	0.05	0.05	0.05	0.05
C70-72	Brain, Nervous System	0.08	0.08	0.08	0.08
C73	Thyroid	0.06	0.06	0.06	0.06
C74	Adrenal Gland	0.01	0.01	0.01	0.01
C77	Sec Lymph Nodes	-	-	0.06	0.06
C78	Sec Resp & Digestive	-	-	-	-
C79	Sec Others	-	-	-	-
C81	Hodgkins Disease	0.01	0.01	0.01	0.01
C82-85, C96	NHL	0.29	0.29	0.49	0.49
C90	Multiple Myeloma	0.04	0.04	0.10	0.10
C91	Lymphoid Leuk.	0.12	0.12	0.12	0.12
C92-94	Myeloid Leukaemia	0.13	0.13	0.20	0.20
C95	Leukaemia Uns	-	-	-	-
O&U	Other and Uns	0.20	0.20	0.39	0.39
	All Sites	6.38	6.19	12.20	11.49

TABLE: IMP-9(b): Cumulative Rate (Cu.Rate%) & Cumulative Risk (Cu.Risk) of Individual Sites (ICD-10) Based Age Specific Rates (from 0-64 Years and from 0-74 Years) : 2005-2006 - Females Imphal West District

ICD-10	Site	0 - 64 Years		0 - 74 Years	
		Cu. Rate %	Cu. Risk	Cu. Rate%	Cu. Risk
C00	Lip	-	-	-	-
C01-02	Tongue	0.09	0.09	0.31	0.30
C03-06	Mouth	0.05	0.05	0.05	0.05
C07-8	SalivaryGland	0.18	0.18	0.18	0.18
C09	Tonsil	-	-	-	-
C10	Oth. Oropharynx	-	-	-	-
C11	Nasopharynx	0.22	0.22	0.33	0.33
C12-13	Hypopharynx	-	-	-	-
C14	Pharynx Unspecified	-	-	-	-
C15	Oesophagus	0.25	0.25	0.47	0.47
C16	Stomach	0.26	0.26	0.52	0.52
C17	Small Intestine	-	-	0.06	0.06
C18	Colon	0.17	0.17	0.28	0.28
C19-20	Rectum	0.22	0.22	0.27	0.27
C21	Anus & Anal Canal	-	-	-	-
C22	Liver	0.07	0.07	0.13	0.13
C23-24	Gallbladder etc.	0.53	0.53	1.45	1.44
C25	Pancreas	0.06	0.06	0.12	0.12
C30-31	Nose, Sinuses etc.	0.02	0.02	0.02	0.02
C32	Larynx	0.11	0.11	0.16	0.16
C33-34	Lung etc.	0.88	0.87	2.29	2.26
C37-38	Other Thoracic Organs	-	-	-	-
C40-41	Bone	0.07	0.07	0.07	0.07
C43	Melanoma of Skin	-	-	-	-
C44	Other Skin	0.22	0.22	0.50	0.50
C45	Mesothelioma	-	-	-	-
C46	Kaposi Sarcoma	-	-	-	-
C47+C49	Conn. & Soft Tissue	0.07	0.07	0.07	0.07
C50	Breast	1.23	1.22	1.39	1.38
C51	Vulva	0.08	0.08	0.08	0.08
C52	Vagina	-	-	-	-
C53	Cervix Uteri	1.64	1.63	2.36	2.33
C54	Corpus Uteri	-	-	-	-
C55	Uterus Unspecified	0.01	0.01	0.01	0.01
C56	Ovary etc.	0.62	0.62	0.83	0.83
C57	Other Female Genital	-	-	-	-
C58	Placenta	0.04	0.04	0.04	0.04
C64	Kidneyetc.	-	-	0.05	0.05
C65	Renal Pelvis	-	-	-	-
C66	Ureter	-	-	-	-
C67	Bladder	0.01	0.01	0.18	0.18
C68	Uns.UrinaryOrgans	-	-	-	-
C69	Eye	0.01	0.01	0.01	0.01
C70-72	Brain,Nervous System	0.03	0.03	0.03	0.03
C73	Thyroid	0.56	0.56	0.73	0.73
C74	Adrenal Gland	-	-	-	-
C77	Sec Lymph Nodes	0.03	0.03	0.09	0.09
C78	Sec Resp& Digestive	-	-	-	-
C79	Sec Others	-	-	-	-
C81	Hodgkins Disease	0.01	0.01	0.01	0.01
C82-85,C96	NHL	0.17	0.17	0.22	0.22
C90	Multiple Myeloma	0.04	0.04	0.09	0.09
C91	Lymphoid Leuk.	0.06	0.06	0.06	0.06
C92-94	Myeloid Leukaemia	0.13	0.13	0.13	0.13
C95	Leukaemia Uns	-	-	-	-
O&U	Other and Uns	0.26	0.26	0.55	0.55
	All Sites	8.42	8.07	14.16	13.21

POPULATION BASED CANCER REGISTRY, MIZORAM STATE Civil Hospital, Aizawl

Dr. Eric Zomawia, Head, Pathology Dept, Civil Hospital, Aizawl, Principal Investigator

Dr. Zoremthangi, OSD, Health & Family Welfare Department, Mizoram

Dr. D. Baruah, Addl. Director, Hospital & Medical Education, Officer-in-charge

Dr. Lalbiakkima, Medical Superintendent, Civil Hospital, Aizawl, Officer-in-charge

Dr. John Zohmingthanga, Pathologist, Co-investigator

Dr. Lalchhanhimi, Pathologist, Co-investigator

Dr. Saia, Surgical Oncologist, Co-investigator

Dr. Jerry Lalrinsanga, Medical Oncologist, Co-investigator

Dr. B.Zothankima, Radiation Oncologist, Co-investigator

A. INTRODUCTION

Population Based Cancer Registry (PBCR), in Aizawl to cover Mizoram State was established in 2003 under the auspices of National Cancer Registry Programme (NCRP) of the Indian Council of Medical Research (ICMR) at Civil Hospital, Aizawl, vide Government of Mizoram Notification No J.11011/8/2002-HFW dt.6/3/2003 in the Department of Pathology, Civil Hospital, Aizawl; with the main objective of assessing the magnitude and type of cancers in the state of Mizoram and to provide a framework for assessing the impact of cancer on the community.

PBCR, Aizawl is part of the six PBCRs in the North East that was commenced at Guwahati (Assam), Dibrugarh (Assam), Silchar (Assam), Imphal (Manipur), Gangtok (Sikkim) and Aizawl (Mizoram) with a monitoring unit at Regional Medical Research Centre, Dibrugarh.

PBCR, Aizawl covers the entire state of Mizoram, comprising 8 districts, namely Aizawl, Champhai, Kolasib, Lawngtlai, Lunglei, Mamit, Saiha and Serchhip. Mizoram has an area of 21,087 Sq.km and density of 42 per SQ km, and a population of 8,88,573 as per 2001 census.

Collection of data started from 1st January 2003. The Registry registers all malignant neoplasms, with a morphology behavior code of '3' and '6' as defined by the International Classification of Diseases – Oncology. All cancer cases are coded for primary site and morphology by International Classification of Diseases-Oncology, 3rd Edition, WHO (ICD-O 3) and for primary site by ICD-10. Duplicity is checked both manually and by computer at our centre and again at NCRP Headquarters at Bangalore.

B. METHODS ADOPTED FOR COLLECTION OF DATA

The method of data collection is both active and passive.

B.1. From Civil Hospital, Aizawl:

1. **Pathology reports:** All biopsy and cytology reports are issued at Pathology Dept. All cancer cases are handed over to PBCR (attached to Pathology Dept) and patients/relatives are interviewed when they come to collect reports
2. **PBCR Registration card:** This card is issued to all cancer patients registered in the PBCR. Cancer patients before being referred outside Mizoram are made to obtain this card by Medical Board, so that cancer cases diagnosed outside are not missed.
3. **Visit by PBCR Staff:** PBCR staff pay daily visit to Cancer Clinic, Record Section and Wards. Medical records of patients if available are obtained to extract information on clinical items such as method of diagnosis, stage of the disease, site of cancer , treatment etc.
4. **Interview by phone:** Patients, relatives or local contacts are contacted by phone for any additional information.
5. **Others:**
 - (a) *Blood requisition forms:* All cancer patients who come for blood tests are matched with our records.
 - (b) *Histopathology and Cytopathology Requisition Forms :* These have been modified to include relevant data like permanent address, phone number etc.
 - (c) *All doctors are sensitized* time and again to send patients/relatives to PBCR when tissue diagnosis is not possible or unavailable

B.2. From Other Centres:

1. **Core proforma:** Either original/simplified Proforma has been kept at most of the hospitals and clinics.
2. **Regular visits by PBCR Staff.**

The registry staff visits various sources of registration in the whole state of Mizoram, namely Government Hospitals, Private Hospitals, Nursing Homes, Diagnostic Centres etc.
3. **Monthly Report:** Medical Officers of all District Hospitals are given training on cancer registration and are asked to give monthly report on cancer patients from their region.
4. **Registry of Births and Deaths:** Registry of Births & Deaths located in the Department of Economic

and Statistics collect data on all deaths. All cancer deaths are collected regularly and matched.

5. Information from other Cancer Centres/Registries: Other Cancer Registries/Centres are also sending us required information on cancer cases from our state who have gone for treatment there.

C. SYSTEM OF REGISTRATION OF DEATH IN MIZORAM:

The whole state of Mizoram is covered by about 700 Registrar of Births and Deaths (RBDs), who are school teachers of the locality appointed by the government to perform registration works. Each RBD covers one Village Council (Panchayat) area. They submit monthly reports on births & deaths to registry of Births & Deaths, from where we collect our data. Registrars are also identified in all major Hospitals in the state. Thus the system of death registration is quite acceptable.

D. CERTIFICATION OF CAUSE OF DEATH:

Certification of cause of death by a Medical doctor is not yet mandatory in Mizoram. Only hospital deaths are duly certified. For deaths occurring outside Hospitals, RBDs report these deaths on a Death Report form which contains patient's information including cause of death. There is a unique system practiced by YMA (Young Mizo Association), the largest NGO in the state, whereby for all deaths occurring in a community, the dead person's particulars and cause of death are prominently displayed on a board outside the bereaved family's home. Since the word 'cancer' is understood by everyone, cancer deaths can be easily reported even by the lay persons.

E. MORTALITY DATA COLLECTION:

PBCR staff regularly visits the office of Registrar of Births and Deaths and collect all cases of deaths whose cause of death is mentioned as 'cancer'. These deaths are again matched with our records, and if they match, any additional information is entered. If they do not match, we send a letter of request to the concerned RBD with a copy to be given to the patient's relatives, enclosing a simple proforma and a stamped self addressed envelope. We then assess the information obtained by the returned proforma, and make a decision whether to exclude the patient or include him/her under DCO (Death Certificate Only) category.

ACKNOWLEDGEMENTS:

We are extremely grateful to the following, without whose help this could not have been possible:

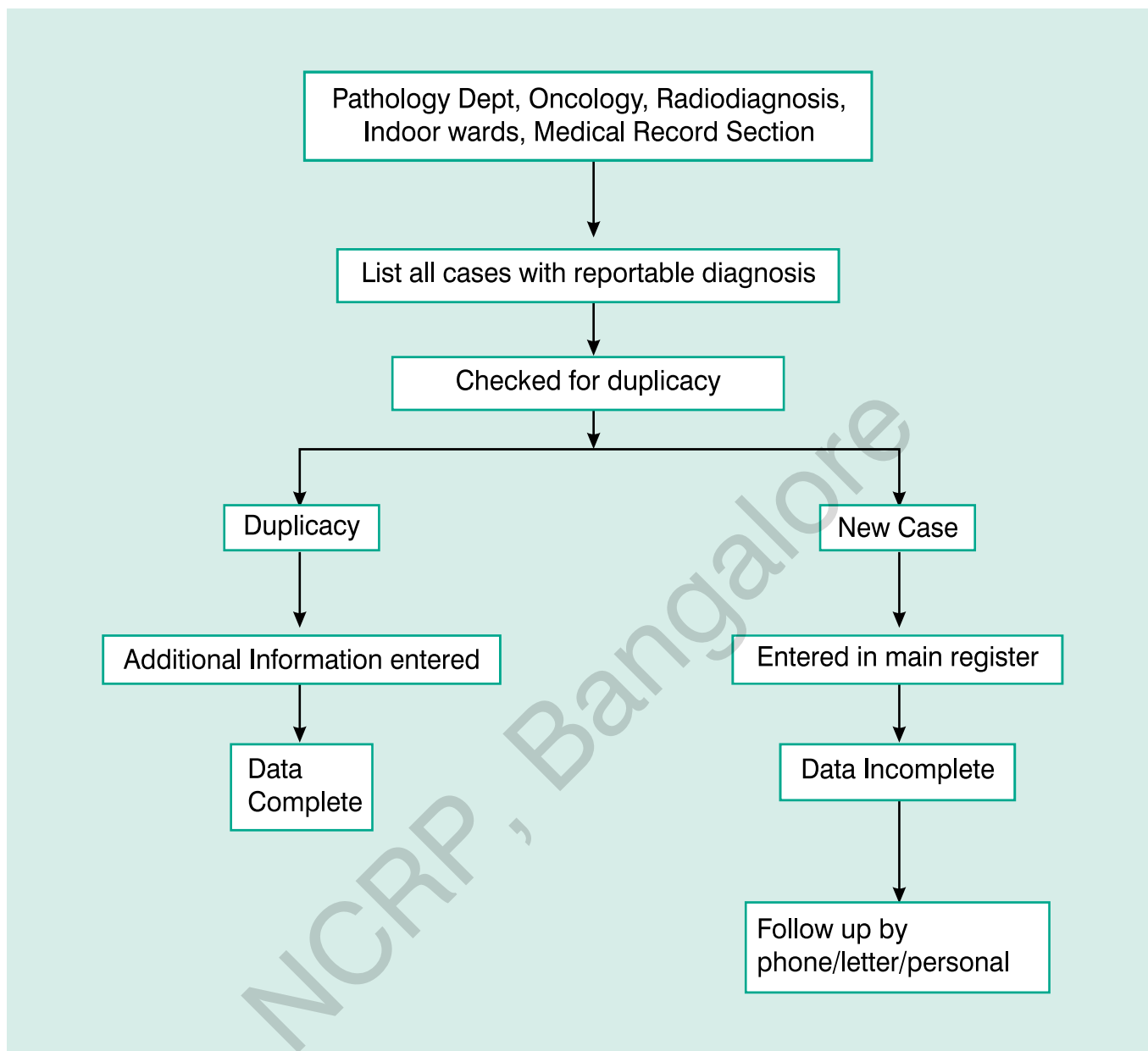
- The Indian Council of Medical Research, Govt. of India.
- Dr. A. Nandakumar, Officer-in-charge, NRCP, ICMR, and all his staff.
- Dr. J. Mahanta, Director, RMRC (ICMR), Dibrugarh and all his staff.
- Dr. N. Pallai, Director of Health Services.
- Dr. K. Lalbiakzuala, HOD, Surgery Department and his colleagues.

- Dr. Rosangluaia, HOD, Medicine Department and his colleagues.
- Dr. Lalsiampara, HOD, ENT Department and his colleagues.
- Dr. Lalthanpuii, Endoscopist, Civil hospital, Aizawl.
- Dr. Lalnunsemi, Pathologist, Presbyterian Hospital, Durtlang & her colleagues.
- All our district representatives- Dr. K.K. Ghose & Dr. Rothangpuaia (Lunglei), Dr. Lalmalsawmi Sailo & Dr. K. Zatluanga (Champhai), Dr. H.S. Lalchungnunga (Serkawn), Dr. Lalchhandama (Kolasib), Dr. P.C. Lalramenga (Lawngtlai), Dr. K. Beichhua (Saiha), Dr. Z.D. Lalmuanawma (Serchhip), Dr. Zosangpuii (Mamit)
- All Officers and staff of Medical Record Section, Civil Hospital, Aizawl.
- Directors, doctors and staff of all our sources of registration mentioned above.
- All Registrars of Births and Deaths, Mizoram
- Director and staff of Department of Economics and Statistics.
- All Principal Investigators and Co-Investigators of other Cancer Registries under NCRP.
- Mizoram Cancer Society.
- Cancer patients and their relatives, for their active co-operation.

Staff of PBCR, Civil Hospital, Aizawl

Dr. Joseph Lalluaia	:	Research Medical Officer
Ms. VL Thlamuani	:	Statistician
Mrs. Annie Hmingthanmawii	:	Social Investigator
Mrs. LH Lalmuanpuii	:	Social Investigator
Ms. Lalrempuii	:	Social Investigator
Ms. Vanlalnghaki	:	Computer Operator

Flow Chart A: Case finding in Hospital



Flow Chart B: Case finding from Death Certificate.

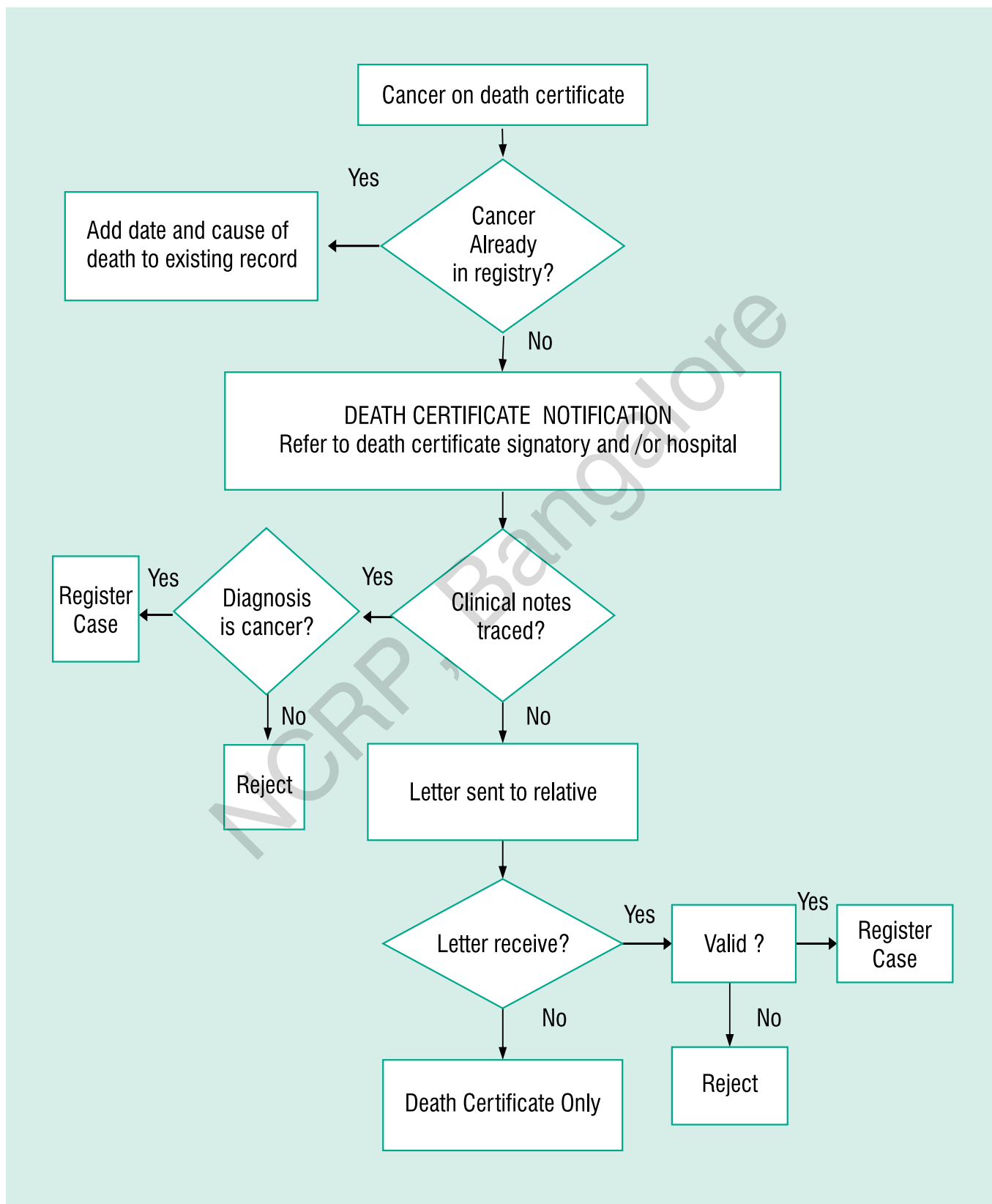


Figure MIZ-1

Population Pyramid showing Age Distribution: 2005-2006

Mizoram State (All Districts)

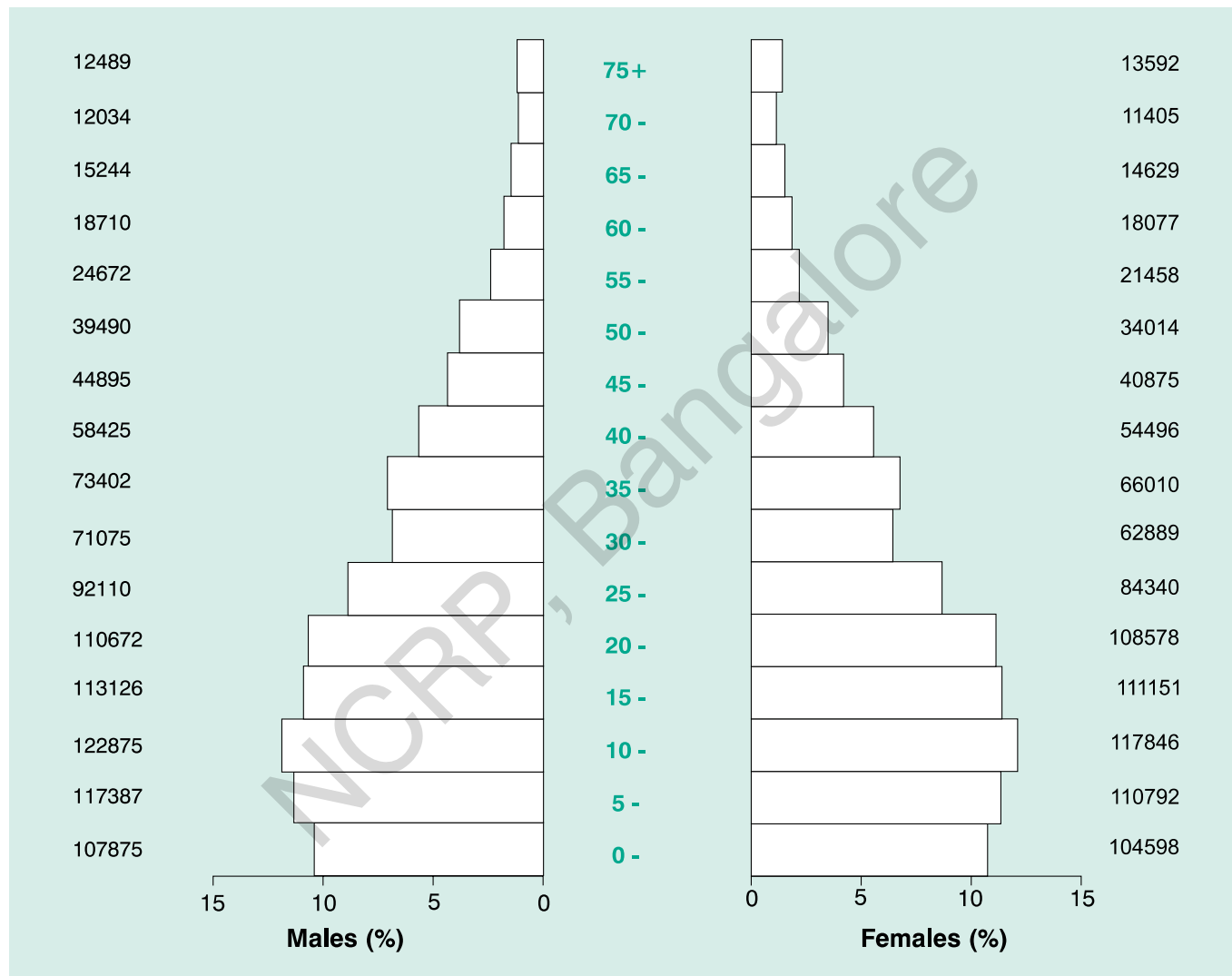


TABLE: MIZ - 1**Population by Five Year Age Group and Gender : 2005-2006***Number and Relative Proportion (%)***Mizoram State (All Districts)**

Age Group	MALES		FEMALES		TOTAL	
	Number	%	Number	%	Number	%
0-4	107875	10.43	104598	10.73	212474	10.57
5-9	117387	11.35	110792	11.37	228179	11.36
10-14	122875	11.88	117846	12.09	240721	11.98
15-19	113126	10.94	111151	11.40	224277	11.16
20-24	110672	10.70	108578	11.14	219250	10.91
25-29	92110	8.90	84340	8.65	176450	8.78
30-34	71075	6.87	62889	6.45	133964	6.67
35-39	73402	7.10	66010	6.77	139412	6.94
40-44	58425	5.65	54496	5.59	112921	5.62
45-49	44895	4.34	40875	4.19	85770	4.27
50-54	39490	3.82	34014	3.49	73504	3.66
55-59	24672	2.38	21458	2.20	46130	2.30
60-64	18710	1.81	18077	1.85	36788	1.83
65-69	15244	1.47	14629	1.50	29872	1.49
70-74	12034	1.16	11405	1.17	23440	1.17
75+	12489	1.21	13592	1.39	26081	1.30
Total	1034482	100.00	974749	100.00	2009231	100.00

TABLE : MIZ - 2**Main Sources of Registration of Incident Cases of Cancer : 2005-2006****Mizoram State (All Districts)**

Name of the Institution (Source Code)	Number	%
Civil Hospital, Aizawl (100)	872	38.36
Life Line Lab, Aizawl (101)	525	23.10
Registry of Births & Deaths, Aizawl (109)	339	14.91
Genesis Lab, Aizawl (102)	202	8.89
DCO (989)	119	5.24
Presbyterian Hospital, Aizawl (103)	77	3.39
North East Cancer Atlas Data (888)	44	1.94
Civil Hospital, Lunglei (200)	25	1.10
Sky Lab, Lunglei (201)	16	0.70
New Life Polyclinic, Aizawl (107)	12	0.53
Christian Hospital, Lunglei (202)	9	0.40
Civil Hospital, Kolasib (700)	8	0.35
Tata Memorial Hospital, Mumbai (900)	6	0.26
Civil Hospital, Champhai (400)	5	0.22
Others (999)	14	0.62
Total	2273	100.00

The numbers and proportion listed are the minimum number of cases. Institutions could have registered / reported more cases, since duplicate registrations and non-resident/registry cases are not included.

**TABLE MIZ-3 (a): Number of Incident Cancers by Five Year Age Group and Site (ICD-10):
2005-2006 – Males**

%= Relative Proportion of Cancers of All Sites.

Mizoram State (All Districts)

ICD-10	Site	0-4	5-9	10-14	15-19	20-24	25-29	30-34	35-39	40-44	45-49	50-54	55-59	60-64	65-69	70-74	75+	Unkn	Total	%
C00	Lip	-	-	-	-	-	-	-	1	-	-	-	-	-	-	-	1	0.08	-	-
C01-02	Tongue	-	-	-	-	2	-	2	1	7	5	2	4	2	-	1	26	2.03	-	-
C03-06	Mouth	-	-	-	-	-	-	3	1	1	7	-	2	3	1	1	21	1.64	2	-
C07-8	Salivary Gland	-	-	-	-	-	-	-	-	-	-	-	-	1	-	1	2	0.16	-	-
C09	Tonsil	-	-	-	-	-	-	1	1	1	1	10	2	2	-	-	18	1.41	-	-
C10	Oth. Oropharynx	-	-	-	-	-	-	-	1	-	2	5	2	-	1	-	11	0.86	-	-
C11	Nasopharynx	1	-	-	-	-	2	-	4	6	3	6	4	6	7	4	46	3.60	3	-
C12-13	Hypopharynx	-	-	-	-	-	-	-	1	16	12	7	12	5	2	6	63	4.93	2	-
C14	Pharynx Unspecified	-	-	-	-	-	-	-	1	4	3	4	2	-	1	4	20	1.56	1	-
C15	Oesophagus	-	-	-	-	-	1	1	6	18	28	30	25	15	8	7	142	11.10	3	-
C16	Stomach	-	-	-	-	1	2	3	11	28	28	40	28	50	37	41	302	23.61	33	-
C17	Small Intestine	-	-	-	-	-	-	-	-	1	1	-	1	-	2	-	5	0.39	-	-
C18	Colon	-	-	-	-	-	-	1	1	-	1	1	1	2	2	3	14	1.09	2	-
C19-20	Rectum	-	-	-	-	-	1	1	-	-	3	-	4	3	2	6	21	1.64	1	-
C21	Anus & Anal Canal	-	-	-	-	-	-	-	-	-	-	-	-	-	-	-	1	0.08	1	-
C22	Liver	-	-	-	-	-	1	3	5	6	6	3	-	2	6	5	42	3.28	5	-
C23-24	Gallbladder etc.	-	-	-	-	-	-	-	-	-	-	-	3	1	2	-	7	0.55	1	-
C25	Pancreas	-	-	-	-	-	1	-	-	1	1	1	3	1	3	1	15	1.17	3	-
C30-31	Nose, Sinuses etc.	1	-	-	-	-	-	-	-	1	-	1	1	-	-	-	4	0.31	-	-
C32	Larynx	-	-	-	-	-	-	1	2	7	2	2	1	3	1	-	21	1.64	2	-
C33-34	Lung etc.	-	-	-	-	-	-	3	4	5	7	17	19	32	16	31	161	12.59	27	-
C37-38	Other Thoracic Organs	-	-	-	-	-	-	-	-	-	1	-	-	-	-	-	1	0.08	-	-
C40-41	Bone	-	1	-	1	2	-	-	-	2	-	-	-	1	-	1	8	0.63	-	-
C43	Melanoma of Skin	-	-	-	-	-	-	-	-	-	-	-	-	-	-	-	-	-	-	-
C44	Other Skin	-	-	-	-	-	-	-	1	-	-	-	2	-	2	2	9	0.70	2	-
C45	Mesothelioma	-	-	-	-	-	-	-	-	-	-	-	-	-	-	-	-	-	-	-
C46	Kaposi Sarcoma	-	-	-	-	-	-	-	-	-	-	-	-	-	-	-	-	-	-	-
C47+C49	Conn. & Soft Tissue	-	-	-	1	-	-	1	1	-	-	3	2	-	-	3	15	1.17	4	-
C50	Breast	-	-	-	-	-	-	-	-	-	-	-	-	-	1	-	2	0.16	1	-
C60	Penis	-	-	-	-	-	-	-	1	-	-	2	1	2	-	-	7	0.55	1	-
C61	Prostate	-	-	-	-	-	-	-	-	-	-	-	1	-	1	12	18	1.41	4	-
C62	Testis	1	-	-	1	-	1	-	-	-	-	1	-	-	-	-	4	0.31	-	-
C63	Other Male Genital	-	-	-	-	-	-	-	-	-	-	-	-	-	-	-	-	-	-	-
C64	Kidney etc.	4	-	-	-	-	-	-	-	-	-	1	-	-	1	-	6	0.47	-	-
C65	Renal Pelvis	-	-	-	-	-	-	-	-	-	-	-	-	-	-	-	-	-	-	-
C66	Ureter	-	-	-	-	-	-	-	-	-	-	-	-	-	-	-	-	-	-	-
C67	Bladder	-	-	-	-	1	1	-	2	-	1	-	-	1	1	4	11	0.86	-	-
C68	Uns. Urinary Organs	-	-	-	-	-	-	-	-	-	-	-	-	-	-	-	-	-	-	-
C69	Eye	3	-	-	-	-	-	-	-	-	-	-	1	-	-	-	4	0.31	-	-
C70-72	Brain, Nervous System	-	2	-	1	3	-	-	1	1	1	1	-	1	1	-	14	1.09	2	-
C73	Thyroid	-	-	-	-	-	-	-	-	-	1	-	-	1	2	1	6	0.47	1	-
C74	Adrenal Gland	-	-	-	-	-	-	-	-	-	-	-	-	-	-	-	-	-	-	-
C77	Sec Lymph Nodes	-	-	-	-	-	-	-	-	1	-	-	1	-	-	1	3	0.23	-	-
C78	Sec Resp & Digestive	-	-	-	-	-	-	-	-	-	-	-	-	-	-	-	-	-	-	-
C79	Sec Others	-	-	-	-	-	-	-	-	-	-	-	-	-	-	-	-	-	-	-
C81	Hodgkins Disease	-	-	-	-	-	-	1	-	1	-	-	-	-	-	-	2	0.16	-	-
C82-85,C96	NHL	1	1	-	1	1	-	1	1	2	-	1	3	2	4	2	21	1.64	1	-
C90	Multiple Myeloma	-	-	-	-	-	-	-	-	-	-	1	-	-	-	1	2	0.16	-	-
C91	Lymphoid Leuk.	2	-	3	-	-	-	-	-	-	1	1	-	2	-	-	9	0.70	-	-
C92-94	Myeloid Leukaemia	2	1	-	3	3	1	-	-	2	1	2	3	-	-	-	19	1.49	1	-
C95	Leukaemia Uns	1	1	-	2	2	1	1	-	-	-	-	-	2	-	2	13	1.02	1	-
O&U	Other and Uns	5	-	1	-	-	2	1	10	12	11	22	19	11	25	30	162	12.67	13	-
	All Sites	21	6	4	10	15	14	24	57	123	127	164	147	151	129	170	1279	100.00	117	-

**TABLE MIZ-3 (b): Number of Incident Cancers by Five Year Age Group and Site (ICD-10):
2005-2006 – Females**

% = Relative Proportion of Cancers of All Sites.

Mizoram State (All Districts)

ICD-10	Site	0-4	5-9	10-14	15-19	20-24	25-29	30-34	35-39	40-44	45-49	50-54	55-59	60-64	65-69	70-74	75+	Unkn	Total	%
C00	Lip	-	-	-	-	-	-	-	-	-	-	-	-	-	-	-	-	-	-	-
C01-02	Tongue	-	-	-	-	-	-	-	1	-	-	-	-	-	1	1	-	-	3	0.30
C03-06	Mouth	-	-	-	-	-	-	-	1	2	-	3	1	2	2	1	1	-	13	1.31
C07-8	Salivary Gland	-	-	-	-	-	-	-	-	1	-	-	-	-	1	2	-	-	4	0.40
C09	Tonsil	-	-	-	-	-	-	1	-	-	-	1	-	-	-	-	-	-	2	0.20
C10	Oth. Oropharynx	-	-	-	-	-	-	-	-	-	-	-	1	-	-	-	-	-	1	0.10
C11	Nasopharynx	-	-	-	-	-	-	1	-	1	1	2	1	3	2	2	1	-	14	1.41
C12-13	Hypopharynx	-	-	-	-	-	-	-	2	1	-	1	2	-	1	-	-	-	7	0.70
C14	Pharynx Unspecified	-	-	-	-	-	-	-	-	-	-	1	-	1	1	1	-	-	4	0.40
C15	Oesophagus	-	-	-	-	-	-	1	-	3	3	4	1	1	1	2	4	-	20	2.01
C16	Stomach	-	-	-	-	-	2	4	1	5	9	17	21	20	22	27	21	-	149	14.99
C17	Small Intestine	-	-	-	-	-	-	-	-	1	-	-	-	-	-	-	-	-	1	0.10
C18	Colon	-	-	-	-	-	1	-	1	2	2	2	-	3	-	-	5	-	16	1.61
C19-20	Rectum	-	-	-	-	-	1	1	2	-	2	3	5	2	6	5	3	-	30	3.02
C21	Anus & Anal Canal	-	-	-	-	-	-	1	-	-	-	-	-	-	-	-	-	-	1	0.10
C22	Liver	2	-	-	-	-	-	-	2	-	3	2	7	3	2	3	2	-	26	2.62
C23-24	Gallbladder etc.	-	-	-	-	-	-	-	1	-	1	3	2	1	3	1	2	-	14	1.41
C25	Pancreas	-	-	-	-	-	-	-	1	1	2	2	1	-	2	-	3	-	12	1.21
C30-31	Nose, Sinuses etc.	-	1	-	-	1	2	-	-	-	-	-	-	-	1	-	-	-	5	0.50
C32	Larynx	-	-	-	-	-	-	-	1	1	-	5	-	-	1	-	3	-	11	1.11
C33-34	Lung etc.	-	-	1	-	-	-	1	2	6	5	15	21	26	30	21	22	-	150	15.09
C37-38	Other Thoracic Organs	-	-	-	-	-	-	-	-	-	-	-	-	-	-	-	-	-	-	-
C40-41	Bone	-	-	-	2	-	-	-	-	-	2	-	-	-	2	-	1	-	7	0.70
C43	Melanoma of Skin	-	-	-	-	-	-	-	-	-	-	-	-	-	-	-	-	-	-	-
C44	Other Skin	-	-	-	-	-	-	-	-	-	-	-	-	2	2	-	1	-	5	0.50
C45	Mesothelioma	-	-	-	-	-	-	-	-	-	-	-	-	-	-	-	-	-	-	-
C46	Kaposi Sarcoma	-	-	-	-	-	-	-	-	-	-	-	-	-	-	-	-	-	-	-
C47+C49	Conn. & Soft Tissue	-	1	-	-	-	-	1	-	-	-	-	1	1	1	-	2	-	7	0.70
C50	Breast	-	-	-	1	1	1	7	9	17	13	11	11	9	7	5	4	-	96	9.66
C51	Vulva	-	-	-	-	-	-	1	-	-	1	1	3	-	-	1	-	-	7	0.70
C52	Vagina	-	-	-	-	-	-	-	-	1	-	-	-	-	-	-	-	-	1	0.10
C53	Cervix Uteri	-	-	-	-	2	3	16	23	28	19	15	14	1	6	6	1	-	134	13.48
C54	Corpus Uteri	-	-	-	-	-	-	-	-	-	1	1	1	1	-	-	-	1	5	0.50
C55	Uterus Unspecified	-	-	-	-	1	-	-	1	-	1	2	-	-	-	-	-	-	5	0.50
C56	Ovary etc.	-	-	-	1	-	-	3	3	1	4	-	-	1	2	-	2	-	17	1.71
C57	Other Female Genital	-	-	-	-	-	-	-	-	2	-	-	-	-	1	-	-	-	3	0.30
C58	Placenta	-	-	-	1	1	4	1	1	1	-	1	-	-	-	-	-	-	10	1.01
C64	Kidney etc.	2	-	-	-	-	-	-	-	1	1	2	-	-	-	-	-	-	6	0.60
C65	Renal Pelvis	-	-	-	-	-	-	-	-	-	-	-	-	-	-	-	-	-	-	-
C66	Ureter	-	-	-	-	-	-	-	-	-	-	-	-	-	-	-	-	-	-	-
C67	Bladder	-	-	-	-	-	-	-	-	2	1	-	1	1	-	1	-	-	6	0.60
C68	Uns. Urinary Organs	-	-	-	-	-	-	-	-	-	-	-	-	-	-	-	-	-	-	-
C69	Eye	1	-	-	-	-	-	-	-	-	-	-	-	1	-	1	1	-	4	0.40
C70-72	Brain, Nervous System	-	-	-	1	-	-	1	-	-	-	-	1	-	1	2	-	-	6	0.60
C73	Thyroid	-	-	-	2	1	-	-	2	1	1	1	2	-	1	2	6	-	19	1.91
C74	Adrenal Gland	-	-	-	-	-	-	-	-	-	-	-	-	-	-	-	-	-	-	-
C77	Sec Lymph Nodes	-	-	-	-	-	1	-	-	-	-	-	-	1	-	-	-	-	2	0.20
C78	Sec Resp & Digestive	-	-	-	-	-	-	-	-	-	-	-	-	-	-	-	-	-	-	-
C79	Sec Others	-	-	-	-	-	-	-	-	-	-	-	-	-	-	-	-	-	-	-
C81	Hodgkins Disease	-	-	-	-	-	-	-	-	-	-	-	-	-	-	-	-	-	-	-
C82-85,C96	NHL	1	-	1	-	1	-	-	2	1	-	1	2	2	-	2	2	-	15	1.51
C90	Multiple Myeloma	-	-	-	-	-	-	-	-	-	-	2	-	-	-	-	-	-	2	0.20
C91	Lymphoid Leuk.	1	1	-	-	-	-	-	-	-	-	-	-	-	-	-	-	-	2	0.20
C92-94	Myeloid Leukaemia	1	1	1	-	2	-	-	1	-	2	2	-	-	1	1	-	-	12	1.21
C95	Leukaemia Uns	3	-	-	1	2	-	2	-	-	-	-	1	-	-	-	-	-	9	0.91
O&U	Other and Uns	-	-	2	-	-	1	1	4	11	14	16	12	15	14	16	25	-	131	13.18
	All Sites	11	4	5	9	12	16	43	61	90	88	116	112	97	114	103	112	1	994	100.00

TABLE: MIZ-4(a):
Average Annual Age Specific, Crude (CR), Age Adjusted (AAR) (with Standard Error(SE)) and
Truncated (35-64 yrs) (TR) Incidence Rate per 100,000 population: 2005-2006 - Males
Mizoram State (All Districts)

ICD-10	0-4	5-9	10-14	15-19	20-24	25-29	30-34	35-39	40-44	45-49	50-54	55-59	60-64	65-69	70-74	>75	CR	AAR	SE	TR
C00	-	-	-	-	-	-	-	1.4	-	-	-	-	-	-	-	-	0.1	0.1	0.08	0.3
C01-02	-	-	-	-	1.8	-	2.8	1.4	12.0	11.1	5.1	16.2	10.7	-	-	8.0	2.5	3.3	0.67	9.0
C03-06	-	-	-	-	-	-	4.2	1.4	1.7	15.6	-	8.1	16.0	6.6	16.6	8.0	2.0	3.0	0.69	6.7
C07-8	-	-	-	-	-	-	-	-	-	-	-	-	5.3	-	-	8.0	0.2	0.4	0.27	0.7
C09	-	-	-	-	-	-	1.4	1.4	1.7	2.2	25.3	8.1	10.7	-	-	-	1.7	2.4	0.59	7.5
C10	-	-	-	-	-	-	-	1.4	-	4.5	12.7	8.1	-	6.6	-	-	1.1	1.5	0.46	4.2
C11	0.9	-	-	-	-	2.2	-	5.4	10.3	6.7	15.2	16.2	32.1	45.9	24.9	32.0	4.4	6.8	1.05	13.0
C12-13	-	-	-	-	-	-	-	1.4	27.4	26.7	17.7	48.7	26.7	13.1	16.6	48.1	6.1	8.9	1.15	23.3
C14	-	-	-	-	-	-	-	1.4	6.8	6.7	10.1	8.1	-	6.6	8.3	32.0	1.9	2.7	0.62	5.6
C15	-	-	-	-	-	1.1	1.4	8.2	30.8	62.4	76.0	101.4	80.2	52.5	24.9	56.1	13.7	20.5	1.77	55.3
C16	-	-	-	-	0.9	2.2	4.2	15.0	47.9	62.4	101.3	113.5	267.4	242.8	274.4	328.5	29.2	47.7	2.82	89.7
C17	-	-	-	-	-	-	-	-	1.7	2.2	-	4.1	-	13.1	-	-	0.5	0.8	0.36	1.3
C18	-	-	-	-	-	-	1.4	1.4	-	2.2	2.5	4.1	10.7	13.1	16.6	24.0	1.4	2.2	0.61	3.0
C19-20	-	-	-	-	-	1.1	1.4	-	-	6.7	-	16.2	16.0	13.1	8.3	48.1	2.0	3.4	0.75	5.5
C21	-	-	-	-	-	-	-	-	-	-	-	-	-	-	8.3	-	0.1	0.2	0.17	-
C22	-	-	-	-	-	1.1	4.2	6.8	10.3	13.4	7.6	-	10.7	39.4	41.6	40.1	4.1	5.8	0.93	8.5
C23-24	-	-	-	-	-	-	-	-	-	-	-	12.2	5.3	13.1	8.3	-	0.7	1.3	0.48	2.3
C25	-	-	-	-	-	1.1	-	-	1.7	2.2	2.5	12.2	5.3	19.7	24.9	8.0	1.5	2.4	0.63	3.4
C30-31	0.9	-	-	-	-	-	-	-	1.7	-	2.5	4.1	-	-	-	-	0.4	0.5	0.26	1.3
C32	-	-	-	-	-	-	1.4	2.7	12.0	4.5	5.1	4.1	16.0	6.6	16.6	-	2.0	2.8	0.65	7.1
C33-34	-	-	-	-	-	-	4.2	5.4	8.6	15.6	43.1	77.0	171.1	105.0	224.5	248.4	15.6	26.7	2.15	44.7
C37-38	-	-	-	-	-	-	-	-	-	2.2	-	-	-	-	-	-	0.1	0.1	0.13	0.4
C40-41	-	0.9	-	0.9	1.8	-	-	-	3.4	-	-	-	5.3	-	-	8.0	0.8	0.9	0.34	1.4
C43	-	-	-	-	-	-	-	-	-	-	-	-	-	-	-	-	-	-	-	-
C44	-	-	-	-	-	-	-	1.4	-	-	-	8.1	-	13.1	16.6	16.0	0.9	1.5	0.49	1.3
C45	-	-	-	-	-	-	-	-	-	-	-	-	-	-	-	-	-	-	-	-
C46	-	-	-	-	-	-	-	-	-	-	-	-	-	-	-	-	-	-	-	-
C47+C49	-	-	-	0.9	-	-	1.4	1.4	-	-	7.6	8.1	-	-	33.3	24.0	1.5	2.1	0.56	2.5
C50	-	-	-	-	-	-	-	-	-	-	-	-	-	6.6	8.3	-	0.2	0.4	0.26	-
C60	-	-	-	-	-	-	1.4	-	-	-	5.1	4.1	10.7	-	8.3	-	0.7	1.1	0.43	3.0
C61	-	-	-	-	-	-	-	-	-	-	-	4.1	-	6.6	33.3	96.1	1.7	2.9	0.70	0.5
C62	0.9	-	-	0.9	-	1.1	-	-	-	-	2.5	-	-	-	-	-	0.4	0.4	0.21	0.4
C63	-	-	-	-	-	-	-	-	-	-	-	-	-	-	-	-	-	-	-	-
C64	3.7	-	-	-	-	-	-	-	-	-	2.5	-	-	6.6	-	-	0.6	0.8	0.32	0.4
C65	-	-	-	-	-	-	-	-	-	-	-	-	-	-	-	-	-	-	-	-
C66	-	-	-	-	-	-	-	-	-	-	-	-	-	-	-	-	-	-	-	-
C67	-	-	-	-	0.9	1.1	-	2.7	-	2.2	-	-	5.3	6.6	-	32.0	1.1	1.5	0.48	1.6
C68	-	-	-	-	-	-	-	-	-	-	-	-	-	-	-	-	-	-	-	-
C69	2.8	-	-	-	-	-	-	-	-	-	-	4.1	-	-	-	-	0.4	0.5	0.25	0.5
C70-72	-	1.7	-	0.9	2.7	-	-	1.4	1.7	2.2	2.5	-	5.3	6.6	16.6	-	1.4	1.7	0.48	2.1
C73	-	-	-	-	-	-	-	-	-	2.2	-	-	5.3	13.1	8.3	8.0	0.6	1.1	0.44	1.1
C74	-	-	-	-	-	-	-	-	-	-	-	-	-	-	-	-	-	-	-	-
C77	-	-	-	-	-	-	-	-	1.7	-	-	4.1	-	-	-	8.0	0.3	0.4	0.25	0.9
C78	-	-	-	-	-	-	-	-	-	-	-	-	-	-	-	-	-	-	-	-
C79	-	-	-	-	-	-	-	-	-	-	-	-	-	-	-	-	-	-	-	-
C81	-	-	-	-	-	-	1.4	-	1.7	-	-	-	-	-	-	-	0.2	0.2	0.13	0.3
C82-85,C96	0.9	0.9	-	0.9	0.9	-	1.4	1.4	3.4	-	2.5	12.2	10.7	26.3	8.3	16.0	2.0	3.0	0.70	4.3
C90	-	-	-	-	-	-	-	-	-	-	2.5	-	-	-	-	8.0	0.2	0.3	0.20	0.4
C91	1.9	-	2.4	-	-	-	-	-	-	2.2	2.5	-	10.7	-	-	-	0.9	1.1	0.41	2.2
C92-94	1.9	0.9	-	2.7	2.7	1.1	-	-	3.4	2.2	5.1	12.2	-	-	8.3	-	1.8	2.1	0.50	3.5
C95	0.9	0.9	-	1.8	1.8	1.1	1.4	-	-	-	-	-	10.7	-	8.3	16.0	1.3	1.6	0.48	1.4
O&U	4.6	-	0.8	-	-	2.2	1.4	13.6	20.5	24.5	55.7	77.0	58.8	164.1	108.1	240.4	15.7	24.5	1.98	37.9
All	19.5	5.1	3.3	8.8	13.6	15.2	33.8	77.7	210.6	282.9	415.4	596.0	807.4	846.6	972.9	1362.1	123.7	191.5	5.52	358.6

TABLE:MIZ-4(b):
Average Annual Age Specific, Crude (CR), Age Adjusted (AAR) (with Standard Error(SE)) and
Truncated (35-64 yrs) (TR) Incidence Rate per 100,000 population: 2005-2006 - Females
Mizoram State (All Districts)

ICD-10	0-4	5-9	10-14	15-19	20-24	25-29	30-34	35-39	40-44	45-49	50-54	55-59	60-64	65-69	70-74	>75	CR	AAR	SE	TR	
C00	-	-	-	-	-	-	-	-	-	-	-	-	-	-	-	-	-	-	-	-	
C01-02	-	-	-	-	-	-	-	1.5	-	-	-	-	-	6.8	8.8	-	0.3	0.5	0.28	0.3	
C03-06	-	-	-	-	-	-	-	1.5	3.7	-	8.8	4.7	11.1	13.7	8.8	7.4	1.3	2.1	0.61	4.5	
C07-8	-	-	-	-	-	-	-	-	1.8	-	-	-	-	6.8	17.5	-	0.4	0.7	0.34	0.4	
C09	-	-	-	-	-	-	-	1.6	-	-	-	2.9	-	-	-	-	0.2	0.2	0.18	0.5	
C10	-	-	-	-	-	-	-	-	-	-	-	4.7	-	-	-	-	0.1	0.2	0.19	0.6	
C11	-	-	-	-	-	-	-	1.6	-	1.8	2.4	5.9	4.7	16.6	13.7	17.5	7.4	1.4	2.4	0.66	4.5
C12-13	-	-	-	-	-	-	-	-	3.0	1.8	-	2.9	9.3	-	6.8	-	-	0.7	1.0	0.40	2.6
C14	-	-	-	-	-	-	-	-	-	-	-	2.9	-	5.5	6.8	8.8	-	0.4	0.7	0.38	1.2
C15	-	-	-	-	-	-	-	1.6	-	5.5	7.3	11.8	4.7	5.5	6.8	17.5	29.4	2.1	3.0	0.69	5.7
C16	-	-	-	-	-	2.4	6.4	1.5	9.2	22.0	50.0	97.9	110.7	150.5	236.9	154.6	15.3	25.7	2.15	41.3	
C17	-	-	-	-	-	-	-	-	1.8	-	-	-	-	-	-	-	0.1	0.1	0.11	0.4	
C18	-	-	-	-	-	1.2	-	1.5	3.7	4.9	5.9	-	16.6	-	-	36.8	1.6	2.4	0.62	5.0	
C19-20	-	-	-	-	-	1.2	1.6	3.0	-	4.9	8.8	23.3	11.1	41.0	43.9	22.1	3.1	5.0	0.94	7.4	
C21	-	-	-	-	-	-	-	1.6	-	-	-	-	-	-	-	-	0.1	0.1	0.10	-	
C22	1.9	-	-	-	-	-	-	3.0	-	7.3	5.9	32.6	16.6	13.7	26.3	14.7	2.7	4.3	0.87	9.3	
C23-24	-	-	-	-	-	-	-	1.5	-	2.4	8.8	9.3	5.5	20.5	8.8	14.7	1.4	2.4	0.64	4.1	
C25	-	-	-	-	-	-	-	1.5	1.8	4.9	5.9	4.7	-	13.7	-	22.1	1.2	1.8	0.54	3.1	
C30-31	-	0.9	-	-	0.9	2.4	-	-	-	-	-	-	-	6.8	-	-	0.5	0.6	0.27	-	
C32	-	-	-	-	-	-	-	1.5	1.8	-	14.7	-	-	6.8	-	22.1	1.1	1.6	0.49	3.0	
C33-34	-	-	0.8	-	-	-	-	1.6	3.0	11.0	12.2	44.1	97.9	143.9	205.2	184.2	15.4	26.7	2.22	43.4	
C37-38	-	-	-	-	-	-	-	-	-	-	-	-	-	-	-	-	-	-	-	-	
C40-41	-	-	-	1.8	-	-	-	-	-	4.9	-	-	-	-	-	7.4	0.7	1.0	0.40	0.9	
C43	-	-	-	-	-	-	-	-	-	-	-	-	-	-	-	-	-	-	-	-	
C44	-	-	-	-	-	-	-	-	-	-	-	-	11.1	13.7	-	7.4	0.5	1.0	0.45	1.4	
C45	-	-	-	-	-	-	-	-	-	-	-	-	-	-	-	-	-	-	-	-	
C46	-	-	-	-	-	-	-	-	-	-	-	-	-	-	-	-	-	-	-	-	
C47+C49	-	0.9	-	-	-	-	-	1.6	-	-	-	4.7	5.5	6.8	-	14.7	0.7	1.1	0.43	1.3	
C50	-	-	-	0.9	0.9	1.2	11.1	13.6	31.2	31.8	32.3	51.3	49.8	47.9	43.9	29.4	9.8	14.1	1.50	33.1	
C51	-	-	-	-	-	-	-	1.6	-	2.4	2.9	14.0	-	-	8.8	-	0.7	1.1	0.43	2.8	
C52	-	-	-	-	-	-	-	-	1.8	-	-	-	-	-	-	-	0.1	0.1	0.11	0.4	
C53	-	-	-	-	1.8	3.6	25.4	34.8	51.4	46.5	44.1	65.3	5.5	41.0	52.6	7.4	13.7	17.4	1.56	41.9	
C54	-	-	-	-	-	-	-	-	-	2.4	2.9	4.7	5.5	-	-	-	0.5	0.7	0.36	2.3	
C55	-	-	-	-	0.9	-	-	1.5	-	2.4	5.9	-	-	-	-	-	0.5	0.6	0.28	1.7	
C56	-	-	-	0.9	-	-	-	4.8	4.5	1.8	9.8	-	-	5.5	13.7	-	14.7	1.7	2.3	0.58	3.8
C57	-	-	-	-	-	-	-	-	3.7	-	-	-	-	6.8	-	-	0.3	0.4	0.26	0.7	
C58	-	-	-	0.9	0.9	4.7	1.6	1.5	1.8	-	2.9	-	-	-	-	-	1.0	1.0	0.31	1.1	
C64	1.9	-	-	-	-	-	-	-	1.8	2.4	5.9	-	-	-	-	-	0.6	0.8	0.32	1.8	
C65	-	-	-	-	-	-	-	-	-	-	-	-	-	-	-	-	-	-	-	-	
C66	-	-	-	-	-	-	-	-	-	-	-	-	-	-	-	-	-	-	-	-	
C67	-	-	-	-	-	-	-	-	3.7	2.4	-	4.7	5.5	-	8.8	-	0.6	1.0	0.40	2.5	
C68	-	-	-	-	-	-	-	-	-	-	-	-	-	-	-	-	-	-	-	-	
C69	1.0	-	-	-	-	-	-	-	-	-	-	-	5.5	-	8.8	7.4	0.4	0.7	0.34	0.7	
C70-72	-	-	-	0.9	-	-	-	1.6	-	-	-	4.7	-	6.8	17.5	-	0.6	0.9	0.39	0.6	
C73	-	-	-	1.8	0.9	-	-	3.0	1.8	2.4	2.9	9.3	-	6.8	17.5	44.2	1.9	2.6	0.63	3.1	
C74	-	-	-	-	-	-	-	-	-	-	-	-	-	-	-	-	-	-	-	-	
C77	-	-	-	-	-	1.2	-	-	-	-	-	-	5.5	-	-	-	0.2	0.3	0.24	0.7	
C78	-	-	-	-	-	-	-	-	-	-	-	-	-	-	-	-	-	-	-	-	
C79	-	-	-	-	-	-	-	-	-	-	-	-	-	-	-	-	-	-	-	-	
C81	-	-	-	-	-	-	-	-	-	-	-	-	-	-	-	-	-	-	-	-	
C82-85,C96	1.0	-	0.8	-	0.9	-	-	3.0	1.8	-	2.9	9.3	11.1	-	17.5	14.7	1.5	2.2	0.59	4.0	
C90	-	-	-	-	-	-	-	-	-	-	5.9	-	-	-	-	-	0.2	0.3	0.21	0.9	
C91	1.0	0.9	-	-	-	-	-	-	-	-	-	-	-	-	-	-	0.2	0.2	0.15	-	
C92-94	1.0	0.9	0.8	-	1.8	-	-	1.5	-	4.9	5.9	-	-	6.8	8.8	-	1.2	1.5	0.45	2.2	
C95	2.9	-	-	0.9	1.8	-	-	3.2	-	-	-	4.7	-	-	-	-	0.9	0.9	0.33	0.6	
O&U	-	-	1.7	-	-	1.2	1.6	6.1	20.2	34.3	47.1	55.9	83.0	95.8	140.4	184.1	13.4	21.2	1.90	37.2	
All	10.5	3.6	4.2	8.1	11.1	19.0	68.4	92.4	165.2	215.3	341.1	522.2	536.8	779.8	903.7	824.6	102.0	155.0	5.08	283.2	

**TABLE: MIZ-5(a): Number (#) and Proportion (%) of Cancers by Site (ICD-10) and Method of Diagnosis: 2005-2006 - Males
Mizoram State (All Districts)**

ICD-10	Site	Microscopic		X-Ray / imaging		Clinical		Others		D.C.O		Total	
		#	%	#	%	#	%	#	%	#	%	#	%
C00	Lip	1	100.0	-	-	-	-	-	-	-	-	1	100.0
C01-02	Tongue	24	92.3	-	-	-	-	-	-	2	7.7	26	100.0
C03-06	Mouth	19	90.5	-	-	1	4.8	1	4.8	-	-	21	100.0
C07-8	Salivary Gland	1	50.0	-	-	1	50.0	-	-	-	-	2	100.0
C09	Tonsil	17	94.4	-	-	-	-	1	5.6	-	-	18	100.0
C10	Oth. Oropharynx	11	100.0	-	-	-	-	-	-	-	-	11	100.0
C11	Nasopharynx	42	91.3	1	2.2	-	-	3	6.5	-	-	46	100.0
C12-13	Hypopharynx	59	93.7	-	-	3	4.8	1	1.6	-	-	63	100.0
C14	Pharynx Unspecified	12	60.0	-	-	2	10.0	-	-	6	30.0	20	100.0
C15	Oesophagus	121	85.2	4	2.8	3	2.1	10	7.0	4	2.8	142	100.0
C16	Stomach	224	74.2	1	0.3	13	4.3	22	7.3	42	13.9	302	100.0
C17	Small Intestine	4	80.0	-	-	-	-	1	20.0	-	-	5	100.0
C18	Colon	10	71.4	-	-	1	7.1	2	14.3	1	7.1	14	100.0
C19-20	Rectum	15	71.4	-	-	3	14.3	1	4.8	2	9.5	21	100.0
C21	Anus & Anal Canal	-	-	-	-	-	-	-	-	1	100.0	1	100.0
C22	Liver	28	66.7	2	4.8	2	4.8	3	7.1	7	16.7	42	100.0
C23-24	Gallbladder etc.	4	57.1	-	-	-	-	2	28.6	1	14.3	7	100.0
C25	Pancreas	1	6.7	3	20.0	4	26.7	7	46.7	-	-	15	100.0
C30-31	Nose, Sinuses etc.	2	50.0	-	-	2	50.0	-	-	-	-	4	100.0
C32	Larynx	16	76.2	-	-	3	14.3	2	9.5	-	-	21	100.0
C33-34	Lung etc.	96	59.6	21	13.0	6	3.7	9	5.6	29	18.0	161	100.0
C37-38	Other Thoracic Organs	1	100.0	-	-	-	-	-	-	-	-	1	100.0
C40-41	Bone	5	62.5	1	12.5	-	-	-	-	2	25.0	8	100.0
C43	Melanoma of Skin	-	-	-	-	-	-	-	-	-	-	-	-
C44	Other Skin	8	88.9	-	-	-	-	-	-	1	11.1	9	100.0
C45	Mesothelioma	-	-	-	-	-	-	-	-	-	-	-	-
C46	Kaposi Sarcoma	-	-	-	-	-	-	-	-	-	-	-	-
C47+C49	Conn. & Soft Tissue	8	53.3	-	-	-	-	-	-	7	46.7	15	100.0
C50	Breast	2	100.0	-	-	-	-	-	-	-	-	2	100.0
C60	Penis	5	71.4	-	-	1	14.3	-	-	1	14.3	7	100.0
C61	Prostate	3	16.7	-	-	7	38.9	7	38.9	1	5.6	18	100.0
C62	Testis	3	75.0	-	-	-	-	1	25.0	-	-	4	100.0
C63	Other Male Genital	-	-	-	-	-	-	-	-	-	-	-	-
C64	Kidney etc.	3	50.0	-	-	1	16.7	1	16.7	1	16.7	6	100.0
C65	Renal Pelvis	-	-	-	-	-	-	-	-	-	-	-	-
C66	Ureter	-	-	-	-	-	-	-	-	-	-	-	-
C67	Bladder	10	90.9	-	-	-	-	-	-	1	9.1	11	100.0
C68	Uns. Urinary Organs	-	-	-	-	-	-	-	-	-	-	-	-
C69	Eye	2	50.0	-	-	2	50.0	-	-	-	-	4	100.0
C70-72	Brain, Nervous System	4	28.6	2	14.3	1	7.1	2	14.3	5	35.7	14	100.0
C73	Thyroid	6	100.0	-	-	-	-	-	-	-	-	6	100.0
C74	Adrenal Gland	-	-	-	-	-	-	-	-	-	-	-	-
C77	Sec Lymph Nodes	1	33.3	-	-	-	-	-	-	2	66.7	3	100.0
C78	Sec Resp & Digestive	-	-	-	-	-	-	-	-	-	-	-	-
C79	Sec Others	-	-	-	-	-	-	-	-	-	-	-	-
C81	Hodgkins Disease	2	100.0	-	-	-	-	-	-	-	-	2	100.0
C82-85,C96	NHL	21	100.0	-	-	-	-	-	-	-	-	21	100.0
C90	Multiple Myeloma	2	100.0	-	-	-	-	-	-	-	-	2	100.0
C91	Lymphoid Leuk.	9	100.0	-	-	-	-	-	-	-	-	9	100.0
C92-94	Myeloid Leukaemia	18	94.7	-	-	-	-	1	5.3	-	-	19	100.0
C95	Leukaemia Uns	4	30.8	-	-	-	-	-	-	9	69.2	13	100.0
O&U	Other and Uns	39	24.1	1	0.6	3	1.9	1	0.6	118	72.8	162	100.0
	All Sites	863	67.5	36	2.8	59	4.6	78	6.1	243	19.0	1,279	100.0

**TABLE: MIZ-5 (b): Number (#) and Proportion (%) of Cancers by Site (ICD-10) and Method of Diagnosis : 2005-2006 - Females
Mizoram State (All Districts)**

ICD-10	Site	Microscopic		X-Ray / imaging		Clinical		Others		D.C.O		Total	
		#	%	#	%	#	%	#	%	#	%	#	%
C00	Lip	-	-	-	-	-	-	-	-	-	-	-	-
C01-02	Tongue	3	100.0	-	-	-	-	-	-	-	-	3	100.0
C03-06	Mouth	11	84.6	-	-	-	-	-	-	2	15.4	13	100.0
C07-8	Salivary Gland	4	100.0	-	-	-	-	-	-	-	-	4	100.0
C09	Tonsil	2	100.0	-	-	-	-	-	-	-	-	2	100.0
C10	Oth. Oropharynx	1	100.0	-	-	-	-	-	-	-	-	1	100.0
C11	Nasopharynx	13	92.9	-	-	1	7.1	-	-	-	-	14	100.0
C12-13	Hypopharynx	4	57.1	-	-	2	28.6	1	14.3	-	-	7	100.0
C14	Pharynx Unspecified	-	-	-	-	-	-	-	-	4	100.0	4	100.0
C15	Oesophagus	12	60.0	1	5.0	2	10.0	1	5.0	4	20.0	20	100.0
C16	Stomach	102	68.5	2	1.3	15	10.1	10	6.7	20	13.4	149	100.0
C17	Small Intestine	1	100.0	-	-	-	-	-	-	-	-	1	100.0
C18	Colon	12	75.0	-	-	-	-	1	6.3	3	18.8	16	100.0
C19-20	Rectum	24	80.0	-	-	1	3.3	3	10.0	2	6.7	30	100.0
C21	Anus & Anal Canal	1	100.0	-	-	-	-	-	-	-	-	1	100.0
C22	Liver	16	61.5	1	3.8	2	7.7	2	7.7	5	19.2	26	100.0
C23-24	Gallbladder etc.	7	50.0	1	7.1	3	21.4	3	21.4	-	-	14	100.0
C25	Pancreas	1	8.3	4	33.3	2	16.7	4	33.3	1	8.3	12	100.0
C30-31	Nose, Sinuses etc.	5	100.0	-	-	-	-	-	-	-	-	5	100.0
C32	Larynx	7	63.6	-	-	2	18.2	2	18.2	-	-	11	100.0
C33-34	Lung etc.	85	56.7	18	12.0	7	4.7	8	5.3	32	21.3	150	100.0
C37-38	Other Thoracic Organs	-	-	-	-	-	-	-	-	-	-	-	-
C40-41	Bone	4	57.1	-	-	1	14.3	2	28.6	-	-	7	100.0
C43	Melanoma of Skin	-	-	-	-	-	-	-	-	-	-	-	-
C44	Other Skin	5	100.0	-	-	-	-	-	-	-	-	5	100.0
C45	Mesothelioma	-	-	-	-	-	-	-	-	-	-	-	-
C46	Kaposi Sarcoma	-	-	-	-	-	-	-	-	-	-	-	-
C47+C49	Conn. & Soft Tissue	6	85.7	-	-	-	-	-	-	1	14.3	7	100.0
C50	Breast	83	86.5	-	-	5	5.2	4	4.2	4	4.2	96	100.0
C51	Vulva	4	57.1	-	-	2	28.6	1	14.3	-	-	7	100.0
C52	Vagina	1	100.0	-	-	-	-	-	-	-	-	1	100.0
C53	Cervix Uteri	108	80.6	-	-	9	6.7	6	4.5	11	8.2	134	100.0
C54	Corpus Uteri	4	80.0	-	-	-	-	1	20.0	-	-	5	100.0
C55	Uterus Unspecified	1	20.0	1	20.0	3	60.0	-	-	-	-	5	100.0
C56	Ovary etc.	14	82.4	-	-	1	5.9	2	11.8	-	-	17	100.0
C57	Other Female Genital	1	33.3	-	-	-	-	-	-	2	66.7	3	100.0
C58	Placenta	5	50.0	1	10.0	4	40.0	-	-	-	-	10	100.0
C64	Kidney etc.	2	33.3	-	-	2	33.3	1	16.7	1	16.7	6	100.0
C65	Renal Pelvis	-	-	-	-	-	-	-	-	-	-	-	-
C66	Ureter	-	-	-	-	-	-	-	-	-	-	-	-
C67	Bladder	5	83.3	1	16.7	-	-	-	-	-	-	6	100.0
C68	Uns.Urinary Organs	-	-	-	-	-	-	-	-	-	-	-	-
C69	Eye	3	75.0	-	-	1	25.0	-	-	-	-	4	100.0
C70-72	Brain, Nervous System	1	16.7	4	66.7	-	-	-	-	1	16.7	6	100.0
C73	Thyroid	19	100.0	-	-	-	-	-	-	-	-	19	100.0
C74	Adrenal Gland	-	-	-	-	-	-	-	-	-	-	-	-
C77	Sec Lymph Nodes	2	100.0	-	-	-	-	-	-	-	-	2	100.0
C78	Sec Resp & Digestive	-	-	-	-	-	-	-	-	-	-	-	-
C79	Sec Others	-	-	-	-	-	-	-	-	-	-	-	-
C81	Hodgkins Disease	-	-	-	-	-	-	-	-	-	-	-	-
C82-85,C96	NHL	13	86.7	-	-	-	-	2	13.3	-	-	15	100.0
C90	Multiple Myeloma	2	100.0	-	-	-	-	-	-	-	-	2	100.0
C91	Lymphoid Leuk.	2	100.0	-	-	-	-	-	-	-	-	2	100.0
C92-94	Myeloid Leukaemia	12	100.0	-	-	-	-	-	-	-	-	12	100.0
C95	Leukaemia Uns	4	44.4	-	-	-	-	-	-	5	55.6	9	100.0
O&U	Other and Uns	40	30.5	1	0.8	1	0.8	3	2.3	86	65.6	131	100.0
	All Sites	652	65.6	35	3.5	66	6.6	57	5.7	184	18.5	994	100.0

TABLE: MIZ-6(a): Number (#) and Proportion (%) of Cancers by Site (ICD-10) and Detailed Microscopic Diagnosis, 2005-2006 - Males : Mizoram State (All Districts)

ICD-10	Site	Pri. Hist		Sec. Hist		Cytology		Blood Film		Bone Marrow		Others		Total	
		#	%	#	%	#	%	#	%	#	%	#	%	#	%
C00	Lip	1	100.0	-	-	-	-	-	-	-	-	-	-	1	100.0
C01-02	Tongue	24	92.3	-	-	-	-	-	-	-	-	2	7.7	26	100.0
C03-06	Mouth	16	76.2	-	-	3	14.3	-	-	-	-	2	9.5	21	100.0
C07-8	Salivary Gland	-	-	1	50.0	-	-	-	-	-	-	1	50.0	2	100.0
C09	Tonsil	15	83.3	-	-	2	11.1	-	-	-	-	1	5.6	18	100.0
C10	Oth. Oropharynx	11	100.0	-	-	-	-	-	-	-	-	-	-	11	100.0
C11	Nasopharynx	37	80.4	-	-	5	10.9	-	-	-	-	4	8.7	46	100.0
C12-13	Hypopharynx	56	88.9	-	-	3	4.8	-	-	-	-	4	6.3	63	100.0
C14	Pharynx Unspecified	9	45.0	-	-	3	15.0	-	-	-	-	8	40.0	20	100.0
C15	Oesophagus	119	83.8	-	-	1	0.7	-	-	1	0.7	21	14.8	142	100.0
C16	Stomach	220	72.8	1	0.3	3	1.0	-	-	-	-	78	25.8	302	100.0
C17	Small Intestine	4	80.0	-	-	-	-	-	-	-	-	1	20.0	5	100.0
C18	Colon	10	71.4	-	-	-	-	-	-	-	-	4	28.6	14	100.0
C19-20	Rectum	15	71.4	-	-	-	-	-	-	-	-	6	28.6	21	100.0
C21	Anus & Anal Canal	-	-	-	-	-	-	-	-	-	-	1	100.0	1	100.0
C22	Liver	1	2.4	-	-	27	64.3	-	-	-	-	14	33.3	42	100.0
C23-24	Gallbladder etc.	2	28.6	-	-	2	28.6	-	-	-	-	3	42.9	7	100.0
C25	Pancreas	1	6.7	-	-	-	-	-	-	-	-	14	93.3	15	100.0
C30-31	Nose, Sinuses etc.	2	50.0	-	-	-	-	-	-	-	-	2	50.0	4	100.0
C32	Larynx	15	71.4	-	-	1	4.8	-	-	-	-	5	23.8	21	100.0
C33-34	Lung etc.	41	25.5	1	0.6	54	33.5	-	-	-	-	65	40.4	161	100.0
C37-38	Other Thoracic Organs	-	-	-	-	1	100.0	-	-	-	-	-	-	1	100.0
C40-41	Bone	3	37.5	-	-	2	25.0	-	-	-	-	3	37.5	8	100.0
C43	Melanoma of Skin	-	-	-	-	-	-	-	-	-	-	-	-	-	-
C44	Other Skin	8	88.9	-	-	-	-	-	-	-	-	1	11.1	9	100.0
C45	Mesothelioma	-	-	-	-	-	-	-	-	-	-	-	-	-	-
C46	Kaposi Sarcoma	-	-	-	-	-	-	-	-	-	-	-	-	-	-
C47+C49	Conn. & Soft Tissue	3	20.0	-	-	5	33.3	-	-	-	-	7	46.7	15	100.0
C50	Breast	1	50.0	-	-	1	50.0	-	-	-	-	-	-	2	100.0
C60	Penis	5	71.4	-	-	-	-	-	-	-	-	2	28.6	7	100.0
C61	Prostate	3	16.7	-	-	-	-	-	-	-	-	15	83.3	18	100.0
C62	Testis	1	25.0	-	-	2	50.0	-	-	-	-	1	25.0	4	100.0
C63	Other Male Genital	-	-	-	-	-	-	-	-	-	-	-	-	-	-
C64	Kidney etc.	1	16.7	-	-	2	33.3	-	-	-	-	3	50.0	6	100.0
C65	Renal Pelvis	-	-	-	-	-	-	-	-	-	-	-	-	-	-
C66	Ureter	-	-	-	-	-	-	-	-	-	-	-	-	-	-
C67	Bladder	10	90.9	-	-	-	-	-	-	-	-	1	9.1	11	100.0
C68	Uns. Urinary Organs	-	-	-	-	-	-	-	-	-	-	-	-	-	-
C69	Eye	2	50.0	-	-	-	-	-	-	-	-	2	50.0	4	100.0
C70-72	Brain, Nervous System	4	28.6	-	-	-	-	-	-	-	-	10	71.4	14	100.0
C73	Thyroid	2	33.3	-	-	4	66.7	-	-	-	-	-	-	6	100.0
C74	Adrenal Gland	-	-	-	-	-	-	-	-	-	-	-	-	-	-
C77	Sec Lymph Nodes	-	-	-	-	1	33.3	-	-	-	-	2	66.7	3	100.0
C78	Sec Resp & Digestive	-	-	-	-	-	-	-	-	-	-	-	-	-	-
C79	Sec Others	-	-	-	-	-	-	-	-	-	-	-	-	-	-
C81	Hodgkins Disease	1	50.0	-	-	1	50.0	-	-	-	-	-	-	2	100.0
C82-85,C96	NHL	15	71.4	-	-	6	28.6	-	-	-	-	-	-	21	100.0
C90	Multiple Myeloma	-	-	-	-	-	-	-	-	2	100.0	-	-	2	100.0
C91	Lymphoid Leuk.	-	-	-	-	-	-	6	66.7	3	33.3	-	-	9	100.0
C92-94	Myeloid Leukaemia	-	-	-	-	-	-	11	57.9	7	36.8	1	5.3	19	100.0
C95	Leukaemia Uns	-	-	-	-	-	-	4	30.8	-	-	9	69.2	13	100.0
O&U	Other and Uns	6	3.7	1	0.6	32	19.8	-	-	-	-	123	75.9	162	100.0
	All Sites	664	51.9	4	0.3	161	12.6	21	1.6	13	1.0	416	32.5	1,279	100.0

TABLE: MIZ-6(b): Number (#) and Proportion (%) of Cancers by Site (ICD-10) and Detailed Microscopic Diagnosis, 2005-2006 - Females : Mizoram State (All Districts)

ICD-10	Site	Pri. Hist		Sec. Hist		Cytology		Blood Film		Bone Marrow		Others		Total	
		#	%	#	%	#	%	#	%	#	%	#	%	#	%
C00	Lip	-	-	-	-	-	-	-	-	-	-	-	-	-	-
C01-02	Tongue	2	66.7	-	-	1	33.3	-	-	-	-	-	-	3	100.0
C03-06	Mouth	11	84.6	-	-	-	-	-	-	-	-	2	15.4	13	100.0
C07-8	Salivary Gland	2	50.0	-	-	2	50.0	-	-	-	-	-	-	4	100.0
C09	Tonsil	2	100.0	-	-	-	-	-	-	-	-	-	-	2	100.0
C10	Oth. Oropharynx	1	100.0	-	-	-	-	-	-	-	-	-	-	1	100.0
C11	Nasopharynx	13	92.9	-	-	-	-	-	-	-	-	1	7.1	14	100.0
C12-13	Hypopharynx	4	57.1	-	-	-	-	-	-	-	-	3	42.9	7	100.0
C14	Pharynx Unspecified	-	-	-	-	-	-	-	-	-	-	4	100.0	4	100.0
C15	Oesophagus	12	60.0	-	-	-	-	-	-	-	-	8	40.0	20	100.0
C16	Stomach	96	64.4	-	-	6	4.0	-	-	-	-	47	31.5	149	100.0
C17	Small Intestine	1	100.0	-	-	-	-	-	-	-	-	-	-	1	100.0
C18	Colon	11	68.8	-	-	1	6.3	-	-	-	-	4	25.0	16	100.0
C19-20	Rectum	23	76.7	1	3.3	-	-	-	-	-	-	6	20.0	30	100.0
C21	Anus & Anal Canal	1	100.0	-	-	-	-	-	-	-	-	-	-	1	100.0
C22	Liver	-	-	-	-	16	61.5	-	-	-	-	10	38.5	26	100.0
C23-24	Gallbladder etc.	4	28.6	1	7.1	2	14.3	-	-	-	-	7	50.0	14	100.0
C25	Pancreas	-	-	-	-	1	8.3	-	-	-	-	11	91.7	12	100.0
C30-31	Nose, Sinuses etc.	5	100.0	-	-	-	-	-	-	-	-	-	-	5	100.0
C32	Larynx	5	45.5	-	-	2	18.2	-	-	-	-	4	36.4	11	100.0
C33-34	Lung etc.	42	28.0	-	-	43	28.7	-	-	-	-	65	43.3	150	100.0
C37-38	Other Thoracic Organs	-	-	-	-	-	-	-	-	-	-	-	-	-	-
C40-41	Bone	3	42.9	-	-	1	14.3	-	-	-	-	3	42.9	7	100.0
C43	Melanoma of Skin	-	-	-	-	-	-	-	-	-	-	-	-	-	-
C44	Other Skin	3	60.0	-	-	2	40.0	-	-	-	-	-	-	5	100.0
C45	Mesothelioma	-	-	-	-	-	-	-	-	-	-	-	-	-	-
C46	Kaposi Sarcoma	-	-	-	-	-	-	-	-	-	-	-	-	-	-
C47+C49	Conn. & Soft Tissue	3	42.9	-	-	3	42.9	-	-	-	-	1	14.3	7	100.0
C50	Breast	49	51.0	-	-	34	35.4	-	-	-	-	13	13.5	96	100.0
C51	Vulva	4	57.1	-	-	-	-	-	-	-	-	3	42.9	7	100.0
C52	Vagina	1	100.0	-	-	-	-	-	-	-	-	-	-	1	100.0
C53	Cervix Uteri	107	79.9	-	-	1	0.7	-	-	-	-	26	19.4	134	100.0
C54	Corpus Uteri	4	80.0	-	-	-	-	-	-	-	-	1	20.0	5	100.0
C55	Uterus Unspecified	1	20.0	-	-	-	-	-	-	-	-	4	80.0	5	100.0
C56	Ovary etc.	13	76.5	-	-	1	5.9	-	-	-	-	3	17.6	17	100.0
C57	Other Female Genital	1	33.3	-	-	-	-	-	-	-	-	2	66.7	3	100.0
C58	Placenta	5	50.0	-	-	-	-	-	-	-	-	5	50.0	10	100.0
C64	Kidney etc.	1	16.7	-	-	1	16.7	-	-	-	-	4	66.7	6	100.0
C65	Renal Pelvis	-	-	-	-	-	-	-	-	-	-	-	-	-	-
C66	Ureter	-	-	-	-	-	-	-	-	-	-	-	-	-	-
C67	Bladder	5	83.3	-	-	-	-	-	-	-	-	1	16.7	6	100.0
C68	Uns. Urinary Organs	-	-	-	-	-	-	-	-	-	-	-	-	-	-
C69	Eye	3	75.0	-	-	-	-	-	-	-	-	1	25.0	4	100.0
C70-72	Brain, Nervous System	1	16.7	-	-	-	-	-	-	-	-	5	83.3	6	100.0
C73	Thyroid	9	47.4	-	-	10	52.6	-	-	-	-	-	-	19	100.0
C74	Adrenal Gland	-	-	-	-	-	-	-	-	-	-	-	-	-	-
C77	Sec Lymph Nodes	1	50.0	-	-	1	50.0	-	-	-	-	-	-	2	100.0
C78	Sec Resp & Digestive	-	-	-	-	-	-	-	-	-	-	-	-	-	-
C79	Sec Others	-	-	-	-	-	-	-	-	-	-	-	-	-	-
C81	Hodgkins Disease	-	-	-	-	-	-	-	-	-	-	-	-	-	-
C82-85,C96	NHL	10	66.7	-	-	2	13.3	1	6.7	-	-	2	13.3	15	100.0
C90	Multiple Myeloma	-	-	-	-	1	50.0	-	-	1	50.0	-	-	2	100.0
C91	Lymphoid Leuk.	-	-	-	-	-	-	1	50.0	1	50.0	-	-	2	100.0
C92-94	Myeloid Leukaemia	-	-	-	-	-	-	11	91.7	1	8.3	-	-	12	100.0
C95	Leukaemia Uns	-	-	-	-	-	-	2	22.2	2	22.2	5	55.6	9	100.0
O&U	Other and Uns	5	3.8	2	1.5	33	25.2	-	-	-	-	91	69.5	131	100.0
	All Sites	464	46.7	4	0.4	164	16.5	15	1.5	5	0.5	342	34.4	994	100.0

**TABLE MIZ-7 (a): Number of Cancer Deaths by Five Year Age Group and Site (ICD-10):
2005-2006 – Males**

%= Relative Proportion of Cancers of All Sites.

Mizoram State (All Districts)

ICD-10	Site	0-4	5-9	10-14	15-19	20-24	25-29	30-34	35-39	40-44	45-49	50-54	55-59	60-64	65-69	70-74	75+	Unkn	Total	%
C00	Lip	-	-	-	-	-	-	-	-	-	-	-	-	-	-	-	-	-	-	-
C01-02	Tongue	-	-	-	-	-	-	-	1	1	2	2	2	1	-	-	-	-	9	1.36
C03-06	Mouth	-	-	-	-	-	-	1	-	1	1	1	-	2	-	-	-	-	6	0.91
C07-8	Salivary Gland	-	-	-	-	-	-	-	-	-	-	-	-	-	-	-	-	-	-	-
C09	Tonsil	-	-	-	-	-	-	-	-	-	1	2	1	-	-	1	-	-	5	0.76
C10	Oth. Oropharynx	-	-	-	-	-	-	-	-	-	-	-	1	-	1	-	-	-	2	0.30
C11	Nasopharynx	-	-	-	-	-	-	-	-	1	-	2	1	1	1	-	-	-	6	0.91
C12-13	Hypopharynx	-	-	-	-	-	-	-	-	5	3	5	2	-	-	4	3	-	22	3.33
C14	Pharynx Unspecified	-	-	-	-	-	-	-	-	2	2	3	2	-	-	1	2	-	12	1.82
C15	Oesophagus	-	-	-	-	-	1	-	2	10	10	9	10	9	4	5	4	1	65	9.85
C16	Stomach	-	2	-	-	-	1	-	5	9	13	17	22	19	21	16	31	-	156	23.64
C17	Small Intestine	-	-	-	-	-	-	-	-	-	-	-	-	-	1	-	-	-	1	0.15
C18	Colon	-	-	-	-	-	-	-	-	-	-	1	-	-	1	1	1	-	4	0.61
C19-20	Rectum	-	-	-	-	-	-	2	-	-	-	1	3	3	-	-	3	-	12	1.82
C21	Anus & Anal Canal	-	-	-	-	-	-	-	-	-	-	-	-	-	-	1	-	-	1	0.15
C22	Liver	-	-	-	-	-	1	1	3	1	4	1	-	1	4	4	3	-	23	3.48
C23-24	Gallbladder etc.	-	-	-	-	-	-	-	-	-	-	-	1	2	1	2	-	-	6	0.91
C25	Pancreas	-	-	-	-	-	-	-	-	-	1	1	-	1	-	1	1	-	5	0.76
C30-31	Nose, Sinuses etc.	-	-	-	-	-	-	-	-	-	-	-	1	-	-	-	-	-	1	0.15
C32	Larynx	-	-	-	-	-	-	-	1	2	-	-	-	-	-	-	1	-	4	0.61
C33-34	Lung etc.	-	1	-	-	-	-	2	2	1	4	7	16	13	8	18	27	-	99	15.00
C37-38	Other Thoracic Organs	-	-	-	-	-	-	-	-	-	1	-	-	-	-	-	-	-	1	0.15
C40-41	Bone	-	-	-	-	-	-	-	-	1	-	-	-	2	-	-	-	-	3	0.45
C43	Melanoma of Skin	-	-	-	-	-	-	-	-	-	-	-	-	-	-	1	-	-	1	0.15
C44	Other Skin	-	-	-	-	-	-	-	1	-	-	-	-	-	1	-	-	-	2	0.30
C45	Mesothelioma	-	-	-	-	-	-	-	-	-	-	-	-	-	-	-	-	-	-	-
C46	Kaposi Sarcoma	-	-	-	-	-	-	-	-	-	-	-	-	-	-	-	-	-	-	-
C47+C49	Conn. & Soft Tissue	-	-	-	-	-	-	1	-	1	-	1	1	-	-	4	2	-	10	1.52
C50	Breast	-	-	-	-	-	-	-	-	-	-	-	1	-	-	-	-	-	1	0.15
C60	Penis	-	-	-	-	-	-	-	-	-	-	1	-	1	-	1	1	-	4	0.61
C61	Prostate	-	-	-	-	-	-	-	-	-	-	-	-	-	1	-	3	-	4	0.61
C62	Testis	-	-	-	-	-	-	-	-	-	-	-	-	-	-	-	-	-	-	-
C63	Other Male Genital	-	-	-	-	-	-	-	-	-	-	-	-	-	-	-	-	-	-	-
C64	Kidney etc.	2	-	-	-	-	-	-	-	-	-	-	-	-	-	-	-	-	2	0.30
C65	Renal Pelvis	-	-	-	-	-	-	-	-	-	-	-	-	-	-	-	-	-	-	-
C66	Ureter	-	-	-	-	-	-	-	-	-	-	-	-	-	-	-	-	-	-	-
C67	Bladder	-	-	-	-	-	-	-	-	-	-	-	-	-	-	-	1	-	1	0.15
C68	Uns. Urinary Organs	-	-	-	-	-	-	-	-	-	-	-	-	-	-	-	-	-	-	-
C69	Eye	-	-	-	-	-	-	-	-	-	-	-	-	-	-	1	-	-	1	0.15
C70-72	Brain, Nervous System	-	-	-	-	1	-	-	-	2	1	1	1	1	-	1	-	-	8	1.21
C73	Thyroid	-	-	-	-	-	-	-	1	-	-	-	1	-	1	-	1	-	4	0.61
C74	Adrenal Gland	-	-	-	-	-	-	-	-	-	-	-	-	-	-	-	-	-	-	-
C77	Sec Lymph Nodes	-	-	-	-	-	-	-	-	-	1	-	1	-	-	-	1	-	3	0.45
C78	Sec Resp & Digestive	-	-	-	-	-	-	-	-	-	-	-	-	-	-	-	-	-	-	-
C79	Sec Others	-	-	-	-	-	-	-	-	-	-	-	-	-	-	-	-	-	-	-
C81	Hodgkins Disease	-	-	-	-	-	-	-	-	1	-	-	-	-	-	-	-	-	1	0.15
C82-85,C96	NHL	-	-	-	-	-	-	1	-	-	-	-	1	-	1	-	1	-	4	0.61
C90	Multiple Myeloma	-	-	-	-	-	-	-	-	-	-	-	-	-	-	-	1	-	1	0.15
C91	Lymphoid Leuk.	-	-	2	-	-	-	-	-	-	-	-	-	1	-	-	-	-	3	0.45
C92-94	Myeloid Leukaemia	-	-	-	2	-	-	-	-	1	-	-	-	-	-	-	-	-	3	0.45
C95	Leukaemia Uns	1	1	-	-	3	1	1	-	1	-	-	-	2	-	1	2	-	13	1.97
O&U	Other and Uns	5	-	1	1	-	1	1	10	11	9	19	17	10	22	11	32	1	151	22.88
	All Sites	8	4	3	3	4	5	10	26	51	53	74	85	69	68	74	121	2	660	100.00

**TABLE MIZ-7 (b): Number of Cancer Deaths by Five Year Age Group and Site (ICD-10):
2005-2006 – Females**

%= Relative Proportion of Cancers of All Sites.

Mizoram State (All Districts)

ICD-10	Site	0-4	5-9	10-14	15-19	20-24	25-29	30-34	35-39	40-44	45-49	50-54	55-59	60-64	65-69	70-74	75+	Unkn	Total	%
C00	Lip	-	-	-	-	-	-	-	-	-	-	-	-	-	-	-	-	-	-	-
C01-02	Tongue	-	-	-	-	-	-	-	-	-	-	-	-	-	-	-	-	-	-	-
C03-06	Mouth	-	-	-	-	-	-	-	-	-	-	-	2	-	-	-	2	-	4	0.91
C07-8	Salivary Gland	-	-	-	-	-	-	-	-	-	-	-	-	-	-	-	-	-	-	-
C09	Tonsil	-	-	-	-	-	-	-	-	-	-	-	-	-	-	-	-	-	-	-
C10	Oth. Oropharynx	-	-	-	-	-	-	-	-	-	-	-	-	-	-	-	-	-	-	-
C11	Nasopharynx	-	-	-	-	-	-	-	-	-	-	1	1	-	1	-	1	-	4	0.91
C12-13	Hypopharynx	-	-	-	-	-	-	-	-	-	-	-	-	-	1	-	-	-	1	0.23
C14	Pharynx Unspecified	-	-	-	-	-	-	-	-	-	-	1	-	1	2	1	-	-	5	1.14
C15	Oesophagus	-	-	-	-	-	-	-	-	1	-	3	2	-	-	2	2	-	10	2.27
C16	Stomach	-	-	-	-	-	-	1	-	1	2	10	10	9	14	11	12	-	70	15.91
C17	Small Intestine	-	-	-	-	-	-	-	-	-	-	-	-	-	-	-	-	-	-	-
C18	Colon	-	-	-	-	-	-	-	2	-	-	-	-	1	-	-	2	-	5	1.14
C19-20	Rectum	-	-	-	-	-	-	1	-	-	1	1	1	-	-	1	5	-	10	2.27
C21	Anus & Anal Canal	-	-	-	-	-	-	-	-	-	-	-	1	-	-	-	-	-	1	0.23
C22	Liver	1	-	-	-	-	-	-	-	-	3	2	3	1	-	1	2	-	13	2.95
C23-24	Gallbladder etc.	-	-	-	-	-	-	-	-	1	-	1	2	-	2	-	-	-	6	1.36
C25	Pancreas	-	-	-	-	-	-	-	-	-	1	1	-	-	3	-	2	-	7	1.59
C30-31	Nose, Sinuses etc.	-	-	-	-	-	-	-	-	-	-	-	-	-	-	-	-	-	-	-
C32	Larynx	-	-	-	-	-	-	-	-	-	-	-	-	1	-	-	-	-	1	0.23
C33-34	Lung etc.	-	-	-	-	-	1	2	-	3	4	9	8	16	16	14	17	-	90	20.45
C37-38	Other Thoracic	-	-	-	-	-	-	-	-	-	-	-	-	-	-	-	-	-	-	-
C40-41	Bone	-	-	-	1	-	-	-	-	-	-	-	-	-	1	-	-	-	2	0.45
C43	Melanoma of Skin	-	-	-	-	-	-	-	-	-	-	-	-	-	-	-	-	-	-	-
C44	Other Skin	-	-	-	-	-	-	1	-	-	-	-	-	-	-	1	1	-	3	0.68
C45	Mesothelioma	-	-	-	-	-	-	-	-	-	-	-	-	-	-	-	-	-	-	-
C46	Kaposi Sarcoma	-	-	-	-	-	-	-	-	-	-	-	-	-	-	-	-	-	-	-
C47+C49	Conn. & Soft Tissue	-	-	-	-	1	1	-	1	-	-	-	-	1	3	-	1	-	8	1.82
C50	Breast	-	-	-	-	1	-	1	7	2	2	3	-	-	-	2	2	-	20	4.55
C51	Vulva	-	-	-	-	-	-	-	-	-	-	-	2	-	-	-	-	-	2	0.45
C52	Vagina	-	-	-	-	-	-	-	-	-	-	-	-	-	-	-	-	-	-	-
C53	Cervix Uteri	-	-	-	-	1	4	9	4	6	6	-	2	2	2	1	-	-	37	8.41
C54	Corpus Uteri	-	-	-	-	-	-	-	-	-	-	-	-	-	-	-	-	-	-	-
C55	Uterus Unspecified	-	-	-	-	-	-	-	-	-	-	-	-	-	-	-	-	-	-	-
C56	Ovary etc.	-	-	-	-	1	1	-	-	1	2	1	-	-	-	-	1	-	7	1.59
C57	Other Female Genital	-	-	-	-	-	-	-	1	-	-	-	-	-	1	-	-	-	2	0.45
C58	Placenta	-	-	-	-	-	-	-	-	-	-	-	-	-	-	-	-	-	-	-
C64	Kidney etc.	1	-	-	-	-	-	-	-	1	-	-	-	-	-	-	-	-	2	0.45
C65	Renal Pelvis	-	-	-	-	-	-	-	-	-	-	-	-	-	-	-	-	-	-	-
C66	Ureter	-	-	-	-	-	-	-	-	-	-	-	-	-	-	-	-	-	-	-
C67	Bladder	-	-	-	-	-	-	-	-	-	-	-	-	1	-	-	-	-	1	0.23
C68	Uns.Urinary Organs	-	-	-	-	-	-	-	-	-	-	-	-	-	-	-	-	-	-	-
C69	Eye	-	-	-	-	-	-	-	-	-	-	-	-	-	-	-	-	-	-	-
C70-72	Brain, Nervous	-	-	-	-	-	-	-	-	-	1	-	-	-	-	1	-	1	3	0.68
C73	Thyroid	-	-	-	-	-	-	-	-	-	-	-	-	-	1	-	1	-	2	0.45
C74	Adrenal Gland	-	-	-	-	-	-	-	-	-	-	-	-	-	-	-	-	-	-	-
C77	Sec Lymph Nodes	-	-	-	-	-	-	-	1	-	-	-	-	-	-	1	-	-	2	0.45
C78	Sec Resp & Digestive	-	-	-	-	-	-	-	-	-	-	-	-	-	-	-	-	-	-	-
C79	Sec Others	-	-	-	-	-	-	-	-	-	-	-	-	-	-	-	-	-	-	-
C81	Hodgkins Disease	-	-	-	-	-	-	-	-	-	-	-	-	-	-	-	-	-	-	-
C82-85,C96	NHL	-	-	-	-	-	-	-	-	-	-	-	-	-	-	1	2	-	3	0.68
C90	Multiple Myeloma	-	-	-	-	-	-	-	-	-	-	-	-	-	-	-	-	-	-	-
C91	Lymphoid Leuk.	-	-	-	-	-	-	-	-	-	-	-	-	-	-	-	-	-	-	-
C92-94	Myeloid Leukaemia	1	1	1	-	-	-	1	1	-	-	1	-	-	-	1	-	-	7	1.59
C95	Leukaemia Uns	3	1	-	-	2	-	1	-	-	-	-	-	-	-	-	-	-	7	1.59
O&U	Other and Uns	-	-	2	-	-	2	2	1	6	14	6	11	12	12	13	23	1	105	23.86
	All Sites	6	2	3	1	2	7	15	14	27	35	46	47	45	59	52	77	2	440	100.00

TABLE: MIZ-8(a):
Average Annual Age Specific, Crude (CR), Age Adjusted (AAR) (with Standard Error(SE)) and
Truncated (35-64 Yrs) (TR) Mortality Rate per 100,000 population: 2005-2006 - Males
Mizoram State (All Districts)

ICD-10	0-4	5-9	10-14	15-19	20-24	25-29	30-34	35-39	40-44	45-49	50-54	55-59	60-64	65-69	70-74	>75	CR	AAR	SE	TR
C00	-	-	-	-	-	-	-	-	-	-	-	-	-	-	-	-	-	-	-	-
C01-02	-	-	-	-	-	-	-	1.4	1.7	4.5	5.1	8.1	5.3	-	-	-	0.9	1.2	0.43	4.0
C03-06	-	-	-	-	-	-	1.4	-	1.7	2.2	2.5	-	10.7	-	-	-	0.6	0.9	0.38	2.6
C07-8	-	-	-	-	-	-	-	-	-	-	-	-	-	-	-	-	-	-	-	-
C09	-	-	-	-	-	-	-	-	-	2.2	5.1	4.1	-	-	8.3	-	0.5	0.7	0.32	1.8
C10	-	-	-	-	-	-	-	-	-	-	-	4.1	-	6.6	-	-	0.2	0.4	0.26	0.5
C11	-	-	-	-	-	-	-	-	1.7	-	5.1	4.1	5.3	6.6	-	-	0.6	0.9	0.39	2.4
C12-13	-	-	-	-	-	-	-	-	8.6	6.7	12.7	8.1	-	-	33.3	24.0	2.1	3.0	0.65	6.0
C14	-	-	-	-	-	-	-	-	3.4	4.5	7.6	8.1	-	-	8.3	16.0	1.2	1.7	0.49	3.8
C15	-	-	-	-	-	1.1	-	2.7	17.1	22.3	22.8	40.5	48.1	26.3	41.6	32.0	6.3	9.6	1.23	23.3
C16	-	1.7	-	-	-	1.1	-	6.8	15.4	29.0	43.1	89.2	101.6	137.8	133.0	248.4	15.1	24.9	2.04	41.5
C17	-	-	-	-	-	-	-	-	-	-	-	-	-	6.6	-	-	0.1	0.2	0.20	-
C18	-	-	-	-	-	-	-	-	-	-	2.5	-	-	6.6	8.3	8.0	0.4	0.7	0.33	0.4
C19-20	-	-	-	-	-	-	2.8	-	-	-	2.5	12.2	16.0	-	-	24.0	1.2	1.9	0.57	4.0
C21	-	-	-	-	-	-	-	-	-	-	-	-	-	-	8.3	-	0.1	0.2	0.17	-
C22	-	-	-	-	-	1.1	1.4	4.1	1.7	8.9	2.5	-	5.3	26.3	33.3	24.0	2.2	3.3	0.72	3.9
C23-24	-	-	-	-	-	-	-	-	-	-	-	4.1	10.7	6.6	16.6	-	0.6	1.1	0.46	1.9
C25	-	-	-	-	-	-	-	-	-	2.2	2.5	-	5.3	-	8.3	8.0	0.5	0.8	0.36	1.5
C30-31	-	-	-	-	-	-	-	-	-	-	-	4.1	-	-	-	-	0.1	0.2	0.16	0.5
C32	-	-	-	-	-	-	-	1.4	3.4	-	-	-	-	-	-	8.0	0.4	0.4	0.23	0.9
C33-34	-	0.9	-	-	-	-	2.8	2.7	1.7	8.9	17.7	64.9	69.5	52.5	149.7	216.3	9.6	16.2	1.66	22.8
C37-38	-	-	-	-	-	-	-	-	-	2.2	-	-	-	-	-	-	0.1	0.1	0.13	0.4
C40-41	-	-	-	-	-	-	-	-	1.7	-	-	-	10.7	-	-	-	0.3	0.5	0.32	1.7
C43	-	-	-	-	-	-	-	-	-	-	-	-	-	-	8.3	-	0.1	0.2	0.17	-
C44	-	-	-	-	-	-	-	1.4	-	-	-	-	-	6.6	-	-	0.2	0.3	0.21	0.3
C45	-	-	-	-	-	-	-	-	-	-	-	-	-	-	-	-	-	-	-	-
C46	-	-	-	-	-	-	-	-	-	-	-	-	-	-	-	-	-	-	-	-
C47+C49	-	-	-	-	-	-	1.4	-	1.7	-	2.5	4.1	-	-	33.3	16.0	1.0	1.5	0.47	1.3
C50	-	-	-	-	-	-	-	-	-	-	-	4.1	-	-	-	-	0.1	0.2	0.16	0.5
C60	-	-	-	-	-	-	-	-	-	-	2.5	-	5.3	-	8.3	8.0	0.4	0.7	0.34	1.1
C61	-	-	-	-	-	-	-	-	-	-	-	-	-	6.6	-	24.0	0.4	0.7	0.34	-
C62	-	-	-	-	-	-	-	-	-	-	-	-	-	-	-	-	-	-	-	-
C63	-	-	-	-	-	-	-	-	-	-	-	-	-	-	-	-	-	-	-	-
C64	1.9	-	-	-	-	-	-	-	-	-	-	-	-	-	-	-	0.2	0.2	0.16	-
C65	-	-	-	-	-	-	-	-	-	-	-	-	-	-	-	-	-	-	-	-
C66	-	-	-	-	-	-	-	-	-	-	-	-	-	-	-	-	-	-	-	-
C67	-	-	-	-	-	-	-	-	-	-	-	-	-	-	-	8.0	0.1	0.2	0.16	-
C68	-	-	-	-	-	-	-	-	-	-	-	-	-	-	-	-	-	-	-	-
C69	-	-	-	-	-	-	-	-	-	-	-	-	-	-	8.3	-	0.1	0.2	0.17	-
C70-72	-	-	-	-	0.9	-	-	-	3.4	2.2	2.5	4.1	5.3	-	8.3	-	0.8	1.1	0.40	2.7
C73	-	-	-	-	-	-	-	1.4	-	-	-	4.1	-	6.6	-	8.0	0.4	0.6	0.31	0.8
C74	-	-	-	-	-	-	-	-	-	-	-	-	-	-	-	-	-	-	-	-
C77	-	-	-	-	-	-	-	-	-	2.2	-	4.1	-	-	-	8.0	0.3	0.5	0.26	1.0
C78	-	-	-	-	-	-	-	-	-	-	-	-	-	-	-	-	-	-	-	-
C79	-	-	-	-	-	-	-	-	-	-	-	-	-	-	-	-	-	-	-	-
C81	-	-	-	-	-	-	-	-	1.7	-	-	-	-	-	-	-	0.1	0.1	0.10	0.3
C82-85,C96	-	-	-	-	-	-	1.4	-	-	-	-	4.1	-	6.6	-	8.0	0.4	0.6	0.31	0.5
C90	-	-	-	-	-	-	-	-	-	-	-	-	-	-	-	8.0	0.1	0.2	0.16	-
C91	-	-	1.6	-	-	-	-	-	-	-	-	-	5.3	-	-	-	0.3	0.4	0.24	0.7
C92-94	-	-	-	1.8	-	-	-	-	1.7	-	-	-	-	-	-	-	0.3	0.3	0.15	0.3
C95	0.9	0.9	-	-	2.7	1.1	1.4	-	1.7	-	-	-	10.7	-	8.3	16.0	1.3	1.6	0.48	1.7
O&U	4.6	-	0.8	0.9	-	1.1	1.4	13.6	18.8	20.1	48.1	68.9	53.5	144.4	91.5	256.4	14.6	22.6	1.90	33.7
All	7.4	3.4	2.4	2.7	3.6	5.4	14.1	35.4	87.3	118.1	187.4	344.6	369.0	446.3	615.3	969.5	63.8	100.7	4.03	168.9

TABLE: MIZ-8(b):
Average Annual Age Specific, Crude (CR), Age Adjusted (AAR) (with Standard Error(SE)) and
Truncated (35-64 Yrs) (TR) Mortality Rate per 100,000 population: 2005-2006 - Females
Mizoram State (All Districts)

ICD-10	0-4	5-9	10-14	15-19	20-24	25-29	30-34	35-39	40-44	45-49	50-54	55-59	60-64	65-69	70-74	>75	CR	AAR	SE	TR
C00	-	-	-	-	-	-	-	-	-	-	-	-	-	-	-	-	-	-	-	-
C01-02	-	-	-	-	-	-	-	-	-	-	-	-	-	-	-	-	-	-	-	-
C03-06	-	-	-	-	-	-	-	-	-	-	-	9.3	-	-	-	14.7	0.4	0.7	0.34	1.2
C07-8	-	-	-	-	-	-	-	-	-	-	-	-	-	-	-	-	-	-	-	-
C09	-	-	-	-	-	-	-	-	-	-	-	-	-	-	-	-	-	-	-	-
C10	-	-	-	-	-	-	-	-	-	-	-	-	-	-	-	-	-	-	-	-
C11	-	-	-	-	-	-	-	-	-	-	2.9	4.7	-	6.8	-	7.4	0.4	0.7	0.35	1.1
C12-13	-	-	-	-	-	-	-	-	-	-	-	-	6.8	-	-	-	0.1	0.2	0.21	-
C14	-	-	-	-	-	-	-	-	-	-	2.9	-	5.5	13.7	8.8	-	0.5	1.0	0.43	1.2
C15	-	-	-	-	-	-	-	1.8	-	8.8	9.3	-	-	17.5	14.7	14.7	1.0	1.6	0.50	3.0
C16	-	-	-	-	-	-	1.6	-	1.8	4.9	29.4	46.6	49.8	95.8	96.5	88.3	7.2	12.4	1.50	18.5
C17	-	-	-	-	-	-	-	-	-	-	-	-	-	-	-	-	-	-	-	-
C18	-	-	-	-	-	-	-	3.0	-	-	-	-	5.5	-	-	14.7	0.5	0.7	0.33	1.3
C19-20	-	-	-	-	-	-	1.6	-	-	2.4	2.9	4.7	-	-	8.8	36.8	1.0	1.5	0.48	1.5
C21	-	-	-	-	-	-	-	-	-	-	-	4.7	-	-	-	-	0.1	0.2	0.19	0.6
C22	1.0	-	-	-	-	-	-	-	-	7.3	5.9	14.0	5.5	-	8.8	14.7	1.3	2.1	0.59	4.9
C23-24	-	-	-	-	-	-	-	-	1.8	-	2.9	9.3	-	13.7	-	-	0.6	1.0	0.43	2.0
C25	-	-	-	-	-	-	-	-	-	2.4	2.9	-	-	20.5	-	14.7	0.7	1.2	0.46	0.9
C30-31	-	-	-	-	-	-	-	-	-	-	-	-	-	-	-	-	-	-	-	-
C32	-	-	-	-	-	-	-	-	-	-	-	-	5.5	-	-	-	0.1	0.2	0.22	0.7
C33-34	-	-	-	-	-	1.2	3.2	-	5.5	9.8	26.5	37.3	88.5	109.4	122.8	125.2	9.2	15.8	1.70	23.5
C37-38	-	-	-	-	-	-	-	-	-	-	-	-	-	-	-	-	-	-	-	-
C40-41	-	-	-	0.9	-	-	-	-	-	-	-	-	-	6.8	-	-	0.2	0.3	0.22	-
C43	-	-	-	-	-	-	-	-	-	-	-	-	-	-	-	-	-	-	-	-
C44	-	-	-	-	-	-	1.6	-	-	-	-	-	-	-	8.8	7.4	0.3	0.4	0.25	-
C45	-	-	-	-	-	-	-	-	-	-	-	-	-	-	-	-	-	-	-	-
C46	-	-	-	-	-	-	-	-	-	-	-	-	-	-	-	-	-	-	-	-
C47+C49	-	-	-	-	-	1.2	1.6	-	1.8	-	-	-	5.5	20.5	-	7.4	0.8	1.3	0.48	1.1
C50	-	-	-	-	-	1.2	-	1.5	12.8	4.9	5.9	14.0	-	-	17.5	14.7	2.1	2.7	0.63	6.5
C51	-	-	-	-	-	-	-	-	-	-	-	9.3	-	-	-	-	0.2	0.4	0.26	1.2
C52	-	-	-	-	-	-	-	-	-	-	-	-	-	-	-	-	-	-	-	-
C53	-	-	-	-	-	1.2	6.4	13.6	7.3	14.7	17.6	-	11.1	13.7	17.5	7.4	3.8	4.8	0.83	11.2
C54	-	-	-	-	-	-	-	-	-	-	-	-	-	-	-	-	-	-	-	-
C55	-	-	-	-	-	-	-	-	-	-	-	-	-	-	-	-	-	-	-	-
C56	-	-	-	-	-	1.2	1.6	-	-	2.4	5.9	4.7	-	-	-	7.4	0.7	1.0	0.37	2.0
C57	-	-	-	-	-	-	-	-	1.8	-	-	-	-	6.8	-	-	0.2	0.3	0.23	0.4
C58	-	-	-	-	-	-	-	-	-	-	-	-	-	-	-	-	-	-	-	-
C64	1.0	-	-	-	-	-	-	-	1.8	-	-	-	-	-	-	-	0.2	0.2	0.16	0.4
C65	-	-	-	-	-	-	-	-	-	-	-	-	-	-	-	-	-	-	-	-
C66	-	-	-	-	-	-	-	-	-	-	-	-	-	-	-	-	-	-	-	-
C67	-	-	-	-	-	-	-	-	-	-	-	-	5.5	-	-	-	0.1	0.2	0.22	0.7
C68	-	-	-	-	-	-	-	-	-	-	-	-	-	-	-	-	-	-	-	-
C69	-	-	-	-	-	-	-	-	-	-	-	-	-	-	-	-	-	-	-	-
C70-72	-	-	-	-	-	-	-	-	-	2.4	-	-	-	-	8.8	-	0.3	0.3	0.23	0.5
C73	-	-	-	-	-	-	-	-	-	-	-	-	-	6.8	-	7.4	0.2	0.4	0.25	-
C74	-	-	-	-	-	-	-	-	-	-	-	-	-	-	-	-	-	-	-	-
C77	-	-	-	-	-	-	-	-	1.8	-	-	-	-	-	8.8	-	0.2	0.3	0.21	0.4
C78	-	-	-	-	-	-	-	-	-	-	-	-	-	-	-	-	-	-	-	-
C79	-	-	-	-	-	-	-	-	-	-	-	-	-	-	-	-	-	-	-	-
C81	-	-	-	-	-	-	-	-	-	-	-	-	-	-	-	-	-	-	-	-
C82-85,C96	-	-	-	-	-	-	-	-	-	-	-	-	-	-	8.8	14.7	0.3	0.5	0.27	-
C90	-	-	-	-	-	-	-	-	-	-	-	-	-	-	-	-	-	-	-	-
C91	-	-	-	-	-	-	-	-	-	-	-	-	-	-	-	-	-	-	-	-
C92-94	1.0	0.9	0.8	-	-	-	1.6	1.5	-	-	2.9	-	-	-	8.8	-	0.7	0.8	0.31	0.8
C95	2.9	0.9	-	-	1.8	-	1.6	-	-	-	-	-	-	-	-	-	0.7	0.7	0.26	-
O&U	-	-	1.7	-	-	2.4	3.2	1.5	11.0	34.3	17.6	51.3	66.4	82.1	114.1	169.3	10.8	17.1	1.71	27.1
All	5.7	1.8	2.5	0.9	1.8	8.3	23.9	21.2	49.6	85.6	135.3	219.1	249.0	403.6	456.2	566.9	45.1	70.9	3.48	112.5

TABLE: MIZ-9(a): Cumulative Rate (Cu.Rate%) & Cumulative Risk (Cu.Risk) of Individual Sites (ICD-10) Based Age Specific Rates (from 0-64 Years and from 0-74 Years) : 2005-2006 - Males Mizoram State (All Districts)

ICD-10	Site	0 - 64 Years		0 - 74 Years	
		Cu. Rate %	Cu. Risk	Cu. Rate%	Cu. Risk
C00	Lip	0.01	0.01	0.01	0.01
C01-02	Tongue	0.31	0.30	0.31	0.30
C03-06	Mouth	0.24	0.23	0.35	0.35
C07-8	SalivaryGland	0.03	0.03	0.03	0.03
C09	Tonsil	0.25	0.25	0.25	0.25
C10	Oth. Oropharynx	0.13	0.13	0.17	0.17
C11	Nasopharynx	0.45	0.44	0.80	0.80
C12-13	Hypopharynx	0.74	0.74	0.89	0.89
C14	Pharynx Unspecified	0.17	0.17	0.24	0.24
C15	Oesophagus	1.81	1.79	2.19	2.17
C16	Stomach	3.07	3.03	5.66	5.50
C17	Small Intestine	0.04	0.04	0.11	0.11
C18	Colon	0.11	0.11	0.26	0.26
C19-20	Rectum	0.21	0.21	0.31	0.31
C21	Anus & Anal Canal	-	-	0.04	0.04
C22	Liver	0.27	0.27	0.68	0.67
C23-24	Gallbladder etc.	0.09	0.09	0.19	0.19
C25	Pancreas	0.13	0.13	0.35	0.35
C30-31	Nose, Sinuses etc.	0.05	0.05	0.05	0.05
C32	Larynx	0.23	0.23	0.34	0.34
C33-34	Lung etc.	1.63	1.61	3.27	3.22
C37-38	Other Thoracic Organs	0.01	0.01	0.01	0.01
C40-41	Bone	0.06	0.06	0.06	0.06
C43	Melanoma of Skin	-	-	-	-
C44	Other Skin	0.05	0.05	0.20	0.20
C45	Mesothelioma	-	-	-	-
C46	Kaposi Sarcoma	-	-	-	-
C47+C49	Conn. & Soft Tissue	0.10	0.10	0.26	0.26
C50	Breast	-	-	0.07	0.07
C60	Penis	0.11	0.11	0.15	0.15
C61	Prostate	0.02	0.02	0.22	0.22
C62	Testis	0.03	0.03	0.03	0.03
C63	Other Male Genital	-	-	-	-
C64	Kidneyetc.	0.03	0.03	0.06	0.06
C65	Renal Pelvis	-	-	-	-
C66	Ureter	-	-	-	-
C67	Bladder	0.06	0.06	0.09	0.09
C68	Uns.UrinaryOrgans	-	-	-	-
C69	Eye	0.03	0.03	0.03	0.03
C70-72	Brain,Nervous System	0.09	0.09	0.21	0.21
C73	Thyroid	0.04	0.04	0.15	0.14
C74	Adrenal Gland	-	-	-	-
C77	Sec Lymph Nodes	0.03	0.03	0.03	0.03
C78	Sec Resp& Digestive	-	-	-	-
C79	Sec Others	-	-	-	-
C81	Hodgkins Disease	0.02	0.02	0.02	0.02
C82-85,C96	NHL	0.18	0.18	0.35	0.35
C90	Multiple Myeloma	0.01	0.01	0.01	0.01
C91	Lymphoid Leuk.	0.10	0.10	0.10	0.10
C92-94	Myeloid Leukaemia	0.16	0.16	0.20	0.20
C95	Leukaemia Uns	0.09	0.09	0.13	0.13
O&U	Other and Uns	1.30	1.29	2.66	2.62
	All Sites	12.45	11.70	21.54	19.38

TABLE: MIZ-9(b): Cumulative Rate (Cu.Rate%) & Cumulative Risk (Cu.Risk) of Individual Sites (ICD-10) Based Age Specific Rates (from 0-64 Years and from 0-74 Years) : 2005-2006 - Females Mizoram State (All Districts)

ICD-10	Site	0 - 64 Years		0 - 74 Years	
		Cu. Rate %	Cu. Risk	Cu. Rate%	Cu. Risk
C00	Lip	-	-	-	-
C01-02	Tongue	0.01	0.01	0.09	0.09
C03-06	Mouth	0.15	0.15	0.26	0.26
C07-8	SalivaryGland	0.01	0.01	0.13	0.13
C09	Tonsil	0.02	0.02	0.02	0.02
C10	Oth. Oropharynx	0.02	0.02	0.02	0.02
C11	Nasopharynx	0.17	0.16	0.32	0.32
C12-13	Hypopharynx	0.09	0.09	0.12	0.12
C14	Pharynx Unspecified	0.04	0.04	0.12	0.12
C15	Oesophagus	0.18	0.18	0.30	0.30
C16	Stomach	1.50	1.49	3.44	3.38
C17	Small Intestine	0.01	0.01	0.01	0.01
C18	Colon	0.17	0.17	0.17	0.17
C19-20	Rectum	0.27	0.27	0.69	0.69
C21	Anus & Anal Canal	0.01	0.01	0.01	0.01
C22	Liver	0.34	0.34	0.54	0.54
C23-24	Gallbladder etc.	0.14	0.14	0.28	0.28
C25	Pancreas	0.09	0.09	0.16	0.16
C30-31	Nose, Sinuses etc.	0.02	0.02	0.06	0.06
C32	Larynx	0.09	0.09	0.12	0.12
C33-34	Lung etc.	1.57	1.56	3.52	3.46
C37-38	Other Thoracic Organs	-	-	-	-
C40-41	Bone	0.03	0.03	0.10	0.10
C43	Melanoma of Skin	-	-	-	-
C44	Other Skin	0.06	0.06	0.12	0.12
C45	Mesothelioma	-	-	-	-
C46	Kaposi Sarcoma	-	-	-	-
C47+C49	Conn. & Soft Tissue	0.06	0.06	0.10	0.10
C50	Breast	1.12	1.11	1.58	1.57
C51	Vulva	0.10	0.10	0.15	0.15
C52	Vagina	0.01	0.01	0.01	0.01
C53	Cervix Uteri	1.39	1.38	1.86	1.84
C54	Corpus Uteri	0.08	0.08	0.08	0.08
C55	Uterus Unspecified	0.05	0.05	0.05	0.05
C56	Ovary etc.	0.14	0.14	0.21	0.21
C57	Other Female Genital	0.02	0.02	0.05	0.05
C58	Placenta	0.07	0.07	0.07	0.07
C64	Kidneyetc.	0.06	0.06	0.06	0.06
C65	Renal Pelvis	-	-	-	-
C66	Ureter	-	-	-	-
C67	Bladder	0.08	0.08	0.13	0.13
C68	Uns.UrinaryOrgans	-	-	-	-
C69	Eye	0.03	0.03	0.08	0.08
C70-72	Brain,Nervous System	0.04	0.04	0.16	0.16
C73	Thyroid	0.11	0.11	0.23	0.23
C74	Adrenal Gland	-	-	-	-
C77	Sec Lymph Nodes	0.03	0.03	0.03	0.03
C78	Sec Resp& Digestive	-	-	-	-
C79	Sec Others	-	-	-	-
C81	Hodgkins Disease	-	-	-	-
C82-85,C96	NHL	0.15	0.15	0.24	0.24
C90	Multiple Myeloma	0.03	0.03	0.03	0.03
C91	Lymphoid Leuk.	0.01	0.01	0.01	0.01
C92-94	Myeloid Leukaemia	0.08	0.08	0.16	0.16
C95	Leukaemia Uns	0.07	0.07	0.07	0.07
O&U	Other and Uns	1.25	1.25	2.44	2.41
	All Sites	9.99	9.51	18.41	16.82

Figure AIZ - 1
Population Pyramid showing Age Distribution: 2005-2006
Aizawl District

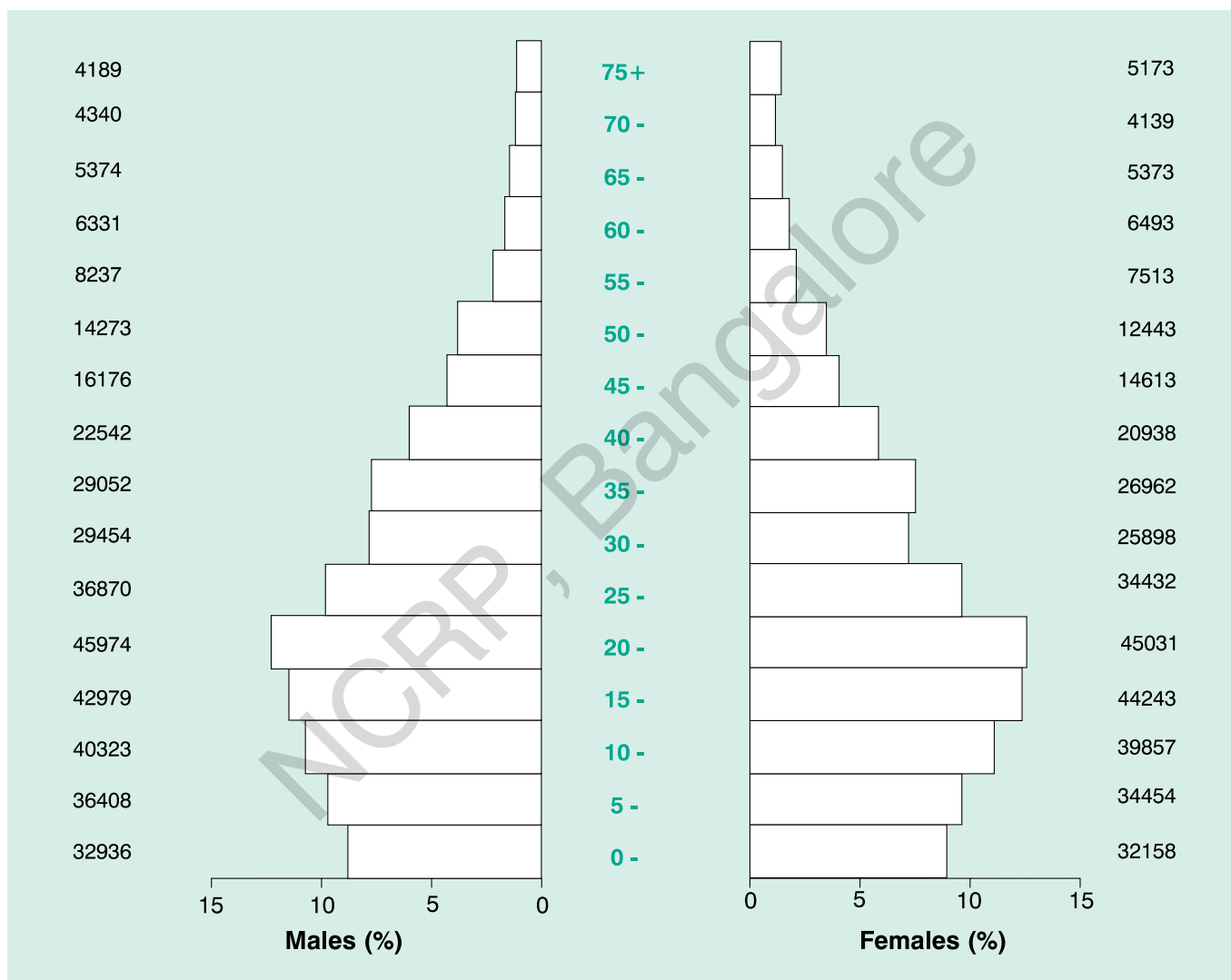


TABLE:AIZ - 1**Population by Five Year Age Group and Gender : 2005-2006***Number and Relative Proportion (%)***Aizawl District**

Age Group	MALES		FEMALES		TOTAL	
	Number	%	Number	%	Number	%
0-4	32936	8.77	32158	8.94	65094	8.85
5-9	36408	9.70	34454	9.58	70862	9.64
10-14	40323	10.74	39857	11.08	80179	10.91
15-19	42979	11.45	44243	12.30	87222	11.86
20-24	45974	12.24	45031	12.52	91006	12.38
25-29	36870	9.82	34432	9.57	71302	9.70
30-34	29454	7.84	25898	7.20	55352	7.53
35-39	29052	7.74	26962	7.50	56015	7.62
40-44	22542	6.00	20938	5.82	43479	5.91
45-49	16176	4.31	14613	4.06	30789	4.19
50-54	14273	3.80	12443	3.46	26715	3.63
55-59	8237	2.19	7513	2.09	15751	2.14
60-64	6331	1.69	6493	1.81	12824	1.74
65-69	5374	1.43	5373	1.49	10746	1.46
70-74	4340	1.16	4139	1.15	8480	1.15
75+	4189	1.12	5173	1.44	9362	1.27
Total	375458	100.00	359719	100.00	735177	100.00

**TABLE AIZ-2 (a): Number of Incident Cancers by Five Year Age Group and Site (ICD-10):
2005-2006 – Males**

%= Relative Proportion of Cancers of All Sites.

Aizawl District

ICD-10	Site	0-4	5-9	10-14	15-19	20-24	25-29	30-34	35-39	40-44	45-49	50-54	55-59	60-64	65-69	70-74	75+	Unkn	Total	%
C00	Lip	-	-	-	-	-	-	-	-	-	-	-	-	-	-	-	-	-	-	-
C01-02	Tongue	-	-	-	-	2	-	2	1	4	1	3	2	-	3	-	1	-	19	2.98
C03-06	Mouth	-	-	-	-	-	-	3	1	1	-	2	3	-	2	2	-	-	14	2.20
C07-8	Salivary Gland	-	-	-	-	-	-	-	-	-	-	-	1	-	-	-	1	-	2	0.31
C09	Tonsil	-	-	-	-	-	-	1	-	1	5	-	2	-	1	-	-	-	10	1.57
C10	Oth. Oropharynx	-	-	-	-	-	-	-	-	-	2	-	-	1	2	-	-	-	5	0.78
C11	Nasopharynx	1	-	-	-	-	-	-	2	3	3	1	1	2	2	3	3	-	21	3.30
C12-13	Hypopharynx	-	-	-	-	-	-	-	1	4	5	4	2	1	7	2	4	-	30	4.71
C14	Pharynx Unspecified	-	-	-	-	-	-	-	1	2	2	1	-	1	1	-	2	-	10	1.57
C15	Oesophagus	-	-	-	-	-	1	-	2	10	18	11	6	4	19	3	5	-	79	12.40
C16	Stomach	-	-	-	-	1	2	-	8	12	19	10	17	19	12	14	20	-	134	21.04
C17	Small Intestine	-	-	-	-	-	-	-	-	-	-	1	-	-	1	-	-	-	2	0.31
C18	Colon	-	-	-	-	-	-	-	-	-	1	1	2	2	-	-	3	-	9	1.41
C19-20	Rectum	-	-	-	-	-	1	-	-	-	-	2	3	-	1	-	5	-	12	1.88
C21	Anus & Anal Canal	-	-	-	-	-	-	-	-	-	-	-	-	-	-	-	-	-	-	-
C22	Liver	-	-	-	-	-	-	2	2	3	2	-	2	2	1	1	3	-	18	2.83
C23-24	Gallbladder etc.	-	-	-	-	-	-	-	-	-	-	1	-	2	-	-	-	-	3	0.47
C25	Pancreas	-	-	-	-	-	-	-	-	1	-	-	-	2	-	3	1	-	7	1.10
C30-31	Nose, Sinuses etc.	1	-	-	-	-	-	-	-	-	-	-	-	-	-	-	-	-	1	0.16
C32	Larynx	-	-	-	-	-	-	1	2	5	2	-	1	1	1	1	-	-	14	2.20
C33-34	Lung etc.	-	-	-	-	-	-	1	2	3	8	9	17	9	2	16	21	-	88	13.81
C37-38	Other Thoracic Organs	-	-	-	-	-	-	-	-	-	-	-	-	-	-	-	-	-	-	-
C40-41	Bone	-	1	-	-	2	-	-	-	2	-	-	1	-	-	-	1	-	7	1.10
C43	Melanoma of Skin	-	-	-	-	-	-	-	-	-	-	-	-	-	-	-	-	-	-	-
C44	Other Skin	-	-	-	-	-	-	-	1	-	-	1	-	1	-	1	-	-	4	0.63
C45	Mesothelioma	-	-	-	-	-	-	-	-	-	-	-	-	-	-	-	-	-	-	-
C46	Kaposi Sarcoma	-	-	-	-	-	-	-	-	-	-	-	-	-	-	-	-	-	-	-
C47+C49	Conn. & Soft Tissue	-	-	-	-	-	-	1	1	-	1	-	-	-	-	2	2	-	7	1.10
C50	Breast	-	-	-	-	-	-	-	-	-	-	-	-	1	-	-	-	-	1	0.16
C60	Penis	-	-	-	-	-	-	-	-	-	1	-	1	-	-	-	-	-	2	0.31
C61	Prostate	-	-	-	-	-	-	-	-	-	-	1	-	1	-	2	6	-	10	1.57
C62	Testis	-	-	-	-	-	-	-	-	-	1	-	-	-	-	-	-	-	1	0.16
C63	Other Male Genital	-	-	-	-	-	-	-	-	-	-	-	-	-	-	-	-	-	-	-
C64	Kidney etc.	1	-	-	-	-	-	-	-	-	-	-	-	-	-	-	-	-	1	0.16
C65	Renal Pelvis	-	-	-	-	-	-	-	-	-	-	-	-	-	-	-	-	-	-	-
C66	Ureter	-	-	-	-	-	-	-	-	-	-	-	-	-	-	-	-	-	-	-
C67	Bladder	-	-	-	-	-	-	-	2	-	-	-	-	1	-	-	3	-	6	0.94
C68	Uns. Urinary Organs	-	-	-	-	-	-	-	-	-	-	-	-	-	-	-	-	-	-	-
C69	Eye	-	-	-	-	-	-	-	-	-	-	1	-	-	-	-	-	-	1	0.16
C70-72	Brain, Nervous System	-	2	-	-	3	-	-	-	-	-	-	-	1	-	2	-	-	8	1.26
C73	Thyroid	-	-	-	-	-	-	-	-	-	-	-	1	1	1	1	-	-	4	0.63
C74	Adrenal Gland	-	-	-	-	-	-	-	-	-	-	-	-	-	-	-	-	-	-	-
C77	Sec Lymph Nodes	-	-	-	-	-	-	-	-	-	-	-	-	-	-	-	-	-	-	-
C78	Sec Resp & Digestive	-	-	-	-	-	-	-	-	-	-	-	-	-	-	-	-	-	-	-
C79	Sec Others	-	-	-	-	-	-	-	-	-	-	-	-	-	-	-	-	-	-	-
C81	Hodgkins Disease	-	-	-	-	-	-	-	-	-	-	-	-	-	-	-	-	-	-	-
C82-85,C96	NHL	-	1	-	1	1	-	1	1	-	1	3	-	2	-	1	-	-	12	1.88
C90	Multiple Myeloma	-	-	-	-	-	-	-	-	-	-	-	-	-	-	-	-	-	-	-
C91	Lymphoid Leuk.	1	-	1	-	-	-	-	-	-	-	-	1	-	-	-	-	-	3	0.47
C92-94	Myeloid Leukaemia	2	-	-	3	3	1	-	-	1	1	1	-	-	1	1	-	-	14	2.20
C95	Leukaemia Uns	-	-	-	2	-	1	1	-	-	-	-	1	-	-	1	1	-	7	1.10
O&U	Other and Uns	1	-	-	-	-	-	-	5	4	11	8	3	9	5	8	17	-	71	11.15
	All Sites	7	4	1	6	12	6	13	32	56	84	61	67	63	62	64	99	-	637	100.00

**TABLE AIZ-2 (b): Number of Incident Cancers by Five Year Age Group and Site (ICD-10):
2005-2006 – Females**

%= Relative Proportion of Cancers of All Sites.

Aizawl District

ICD-10	Site	0-4	5-9	10-14	15-19	20-24	25-29	30-34	35-39	40-44	45-49	50-54	55-59	60-64	65-69	70-74	75+	Unkn	Total	%
C00	Lip	-	-	-	-	-	-	-	-	-	-	-	-	-	-	-	-	-	-	-
C01-02	Tongue	-	-	-	-	-	-	-	1	-	-	-	-	1	-	-	-	-	2	0.40
C03-06	Mouth	-	-	-	-	-	-	-	1	-	2	-	1	2	-	-	1	-	7	1.42
C07-8	Salivary Gland	-	-	-	-	-	-	-	-	1	-	-	-	1	-	-	-	-	2	0.40
C09	Tonsil	-	-	-	-	-	-	1	-	-	-	-	-	-	-	-	-	-	1	0.20
C10	Oth. Oropharynx	-	-	-	-	-	-	-	-	-	-	1	-	-	-	-	-	-	1	0.20
C11	Nasopharynx	-	-	-	-	-	-	-	-	1	-	-	2	2	-	-	1	-	6	1.21
C12-13	Hypopharynx	-	-	-	-	-	-	-	1	-	-	-	-	1	-	-	-	-	2	0.40
C14	Pharynx Unspecified	-	-	-	-	-	-	-	-	-	-	-	1	-	-	-	-	-	1	0.20
C15	Oesophagus	-	-	-	-	-	-	-	-	1	2	1	-	-	1	-	3	-	8	1.62
C16	Stomach	-	-	-	-	-	1	2	1	2	7	10	5	9	4	11	11	-	63	12.75
C17	Small Intestine	-	-	-	-	-	-	-	-	-	-	-	-	-	-	-	-	-	-	-
C18	Colon	-	-	-	-	-	-	-	-	1	1	-	2	-	1	-	4	-	9	1.82
C19-20	Rectum	-	-	-	-	-	-	1	-	-	1	3	2	3	1	3	-	-	14	2.83
C21	Anus & Anal Canal	-	-	-	-	-	-	-	-	-	-	-	-	-	-	-	-	-	-	-
C22	Liver	2	-	-	-	-	-	-	-	-	1	3	1	2	-	1	1	-	11	2.23
C23-24	Gallbladder etc.	-	-	-	-	-	-	-	-	-	1	1	1	2	1	1	2	-	9	1.82
C25	Pancreas	-	-	-	-	-	-	-	1	1	1	1	-	2	2	-	2	-	10	2.02
C30-31	Nose, Sinuses etc.	-	-	-	-	-	1	-	-	-	-	-	-	1	-	-	-	-	2	0.40
C32	Larynx	-	-	-	-	-	-	-	1	-	2	-	-	1	-	-	1	-	5	1.01
C33-34	Lung etc.	-	-	-	-	-	-	-	2	1	7	9	9	12	5	13	15	-	73	14.78
C37-38	Other Thoracic Organs	-	-	-	-	-	-	-	-	-	-	-	-	-	-	-	-	-	-	-
C40-41	Bone	-	-	-	-	-	-	-	-	-	-	-	-	2	2	-	1	-	5	1.01
C43	Melanoma of Skin	-	-	-	-	-	-	-	-	-	-	-	-	-	-	-	-	-	-	-
C44	Other Skin	-	-	-	-	-	-	-	-	-	-	-	-	1	-	-	1	-	2	0.40
C45	Mesothelioma	-	-	-	-	-	-	-	-	-	-	-	-	-	-	-	-	-	-	-
C46	Kaposi Sarcoma	-	-	-	-	-	-	-	-	-	-	-	-	-	-	-	-	-	-	-
C47+C49	Conn. & Soft Tissue	-	-	-	-	-	-	-	-	-	-	-	1	-	-	-	1	-	2	0.40
C50	Breast	-	-	-	1	1	-	3	7	10	7	6	4	2	9	-	2	-	52	10.53
C51	Vulva	-	-	-	-	-	-	-	-	-	1	3	-	-	-	1	-	-	5	1.01
C52	Vagina	-	-	-	-	-	-	-	-	1	-	-	-	-	-	-	-	-	1	0.20
C53	Cervix Uteri	-	-	-	-	2	2	11	11	13	9	6	1	3	13	3	-	-	74	14.98
C54	Corpus Uteri	-	-	-	-	-	-	-	-	-	1	-	1	-	-	-	-	1	3	0.61
C55	Uterus Unspecified	-	-	-	-	1	-	-	-	-	2	-	-	-	-	-	-	-	3	0.61
C56	Ovary etc.	-	-	-	1	-	-	1	2	-	-	-	1	-	2	-	2	-	9	1.82
C57	Other Female Genital	-	-	-	-	-	-	-	-	1	-	-	-	1	-	-	-	-	2	0.40
C58	Placenta	-	-	-	-	1	-	-	1	-	-	-	-	-	-	-	-	-	2	0.40
C64	Kidney etc.	1	-	-	-	-	-	-	-	-	2	-	-	-	1	-	-	-	4	0.81
C65	Renal Pelvis	-	-	-	-	-	-	-	-	-	-	-	-	-	-	-	-	-	-	-
C66	Ureter	-	-	-	-	-	-	-	-	-	-	-	-	-	-	-	-	-	-	-
C67	Bladder	-	-	-	-	-	-	-	-	1	-	1	-	-	1	-	-	-	3	0.61
C68	Uns. Urinary Organs	-	-	-	-	-	-	-	-	-	-	-	-	-	-	-	-	-	-	-
C69	Eye	-	-	-	-	-	-	-	-	-	-	-	1	-	-	-	1	-	2	0.40
C70-72	Brain, Nervous System	-	-	-	1	-	-	1	-	-	-	1	-	-	-	2	-	-	5	1.01
C73	Thyroid	-	-	-	1	-	-	-	-	1	1	-	-	-	1	2	5	-	11	2.23
C74	Adrenal Gland	-	-	-	-	-	-	-	-	-	-	-	-	-	-	-	-	-	-	-
C77	Sec Lymph Nodes	-	-	-	-	-	-	-	-	-	-	-	-	-	-	-	-	-	-	-
C78	Sec Resp & Digestive	-	-	-	-	-	-	-	-	-	-	-	-	-	-	-	-	-	-	-
C79	Sec Others	-	-	-	-	-	-	-	-	-	-	-	-	-	-	-	-	-	-	-
C81	Hodgkins Disease	-	-	-	-	-	-	-	-	-	-	-	-	-	-	-	-	-	-	-
C82-85,C96	NHL	1	-	1	-	-	-	-	2	1	1	1	2	-	-	2	2	-	13	2.63
C90	Multiple Myeloma	-	-	-	-	-	-	-	-	-	2	-	-	-	-	-	-	-	2	0.40
C91	Lymphoid Leuk.	-	1	-	-	-	-	-	-	-	-	-	-	-	-	-	-	-	1	0.20
C92-94	Myeloid Leukaemia	-	-	-	-	-	-	-	1	-	1	-	-	-	2	-	-	-	4	0.81
C95	Leukaemia Uns	1	-	-	1	1	-	-	-	-	-	-	-	-	-	-	-	-	3	0.61
O&U	Other and Uns	-	-	-	-	-	-	-	2	2	8	7	7	5	8	8	13	-	60	12.15
	All Sites	5	1	1	5	6	4	20	34	38	60	54	42	53	54	47	69	1	494	100.00

TABLE: AIZ-3(a):
Average Annual Age Specific, Crude (CR), Age Adjusted (AAR) (with Standard Error(SE)) and
Truncated (35-64 yrs) (TR) Incidence Rate per 100,000 population: 2005-2006- Males
Aizawl District

ICD-10	0-4	5-9	10-14	15-19	20-24	25-29	30-34	35-39	40-44	45-49	50-54	55-59	60-64	65-69	70-74	>75	CR	AAR	SE	TR
C00	-	-	-	-	-	-	-	-	-	-	-	-	-	-	-	-	-	-	-	-
C01-02	-	-	-	-	4.4	-	6.8	3.4	17.7	18.5	7.0	36.4	31.6	-	-	23.9	5.1	6.7	1.65	17.6
C03-06	-	-	-	-	-	-	10.2	3.4	4.4	12.4	-	24.3	47.4	-	46.1	-	3.7	5.6	1.61	13.2
C07-8	-	-	-	-	-	-	-	-	-	-	-	-	15.8	-	-	23.9	0.5	1.1	0.79	2.0
C09	-	-	-	-	-	-	3.4	-	4.4	6.2	35.0	-	31.6	-	-	-	2.7	3.9	1.29	11.8
C10	-	-	-	-	-	-	-	-	-	12.4	14.0	-	-	18.6	-	-	1.3	2.0	0.91	4.7
C11	3.0	-	-	-	-	-	-	6.9	13.3	12.4	21.0	12.1	15.8	37.2	69.1	71.7	5.6	8.4	1.91	13.3
C12-13	-	-	-	-	-	-	-	3.4	17.7	43.3	35.0	48.6	31.6	18.6	46.1	95.5	8.0	12.2	2.30	28.5
C14	-	-	-	-	-	-	-	3.4	8.9	6.2	14.0	12.1	-	18.6	-	47.8	2.7	3.8	1.25	7.4
C15	-	-	-	-	-	2.7	-	6.9	44.4	117.5	126.1	133.6	94.8	74.4	69.1	119.4	21.0	31.8	3.70	82.5
C16	-	-	-	-	2.2	5.4	-	27.5	53.2	74.2	133.1	121.4	268.6	353.6	322.7	477.7	35.7	58.8	5.28	101.8
C17	-	-	-	-	-	-	-	-	-	6.2	-	12.1	-	-	-	-	0.5	0.9	0.61	2.8
C18	-	-	-	-	-	-	-	-	-	-	7.0	12.1	31.6	37.2	-	71.7	2.4	4.6	1.57	6.8
C19-20	-	-	-	-	-	2.7	-	-	-	6.2	-	24.3	47.4	-	-	119.4	3.2	5.8	1.73	10.4
C21	-	-	-	-	-	-	-	-	-	-	-	-	-	-	-	-	-	-	-	-
C22	-	-	-	-	-	-	6.8	6.9	13.3	6.2	14.0	-	31.6	37.2	23.0	71.7	4.8	7.0	1.76	11.4
C23-24	-	-	-	-	-	-	-	-	-	-	-	12.1	-	37.2	-	-	0.8	1.6	0.93	1.6
C25	-	-	-	-	-	-	-	-	4.4	-	-	-	-	37.2	69.1	23.9	1.9	3.2	1.25	0.9
C30-31	3.0	-	-	-	-	-	-	-	-	-	-	-	-	-	-	-	0.3	0.4	0.36	-
C32	-	-	-	-	-	-	3.4	6.9	22.2	6.2	14.0	-	15.8	18.6	23.0	-	3.7	4.7	1.34	11.1
C33-34	-	-	-	-	-	-	3.4	6.9	13.3	12.4	56.1	109.3	268.6	167.5	368.7	501.6	23.4	42.5	4.63	64.1
C37-38	-	-	-	-	-	-	-	-	-	-	-	-	-	-	-	-	-	-	-	-
C40-41	-	2.7	-	-	4.4	-	-	-	8.9	-	-	-	15.8	-	-	23.9	1.9	2.3	0.95	3.8
C43	-	-	-	-	-	-	-	-	-	-	-	-	-	-	-	-	-	-	-	-
C44	-	-	-	-	-	-	-	3.4	-	-	-	12.1	-	18.6	23.0	-	1.1	1.7	0.90	2.2
C45	-	-	-	-	-	-	-	-	-	-	-	-	-	-	-	-	-	-	-	-
C46	-	-	-	-	-	-	-	-	-	-	-	-	-	-	-	-	-	-	-	-
C47+C49	-	-	-	-	-	-	3.4	3.4	-	-	7.0	-	-	-	46.1	47.8	1.9	2.6	1.04	1.8
C50	-	-	-	-	-	-	-	-	-	-	-	-	-	18.6	-	-	0.3	0.6	0.56	-
C60	-	-	-	-	-	-	-	-	-	-	7.0	-	15.8	-	-	-	0.5	1.0	0.72	3.2
C61	-	-	-	-	-	-	-	-	-	-	-	12.1	-	18.6	46.1	143.3	2.7	4.8	1.53	1.6
C62	-	-	-	-	-	-	-	-	-	-	7.0	-	-	-	-	-	0.3	0.4	0.35	1.1
C63	-	-	-	-	-	-	-	-	-	-	-	-	-	-	-	-	-	-	-	-
C64	3.0	-	-	-	-	-	-	-	-	-	-	-	-	-	-	-	0.3	0.4	0.36	-
C65	-	-	-	-	-	-	-	-	-	-	-	-	-	-	-	-	-	-	-	-
C66	-	-	-	-	-	-	-	-	-	-	-	-	-	-	-	-	-	-	-	-
C67	-	-	-	-	-	-	-	6.9	-	-	-	-	-	18.6	-	71.7	1.6	2.4	1.04	1.3
C68	-	-	-	-	-	-	-	-	-	-	-	-	-	-	-	-	-	-	-	-
C69	-	-	-	-	-	-	-	-	-	-	-	12.1	-	-	-	-	0.3	0.5	0.49	1.6
C70-72	-	5.5	-	-	6.5	-	-	-	-	-	-	-	-	18.6	46.1	-	2.1	2.6	0.99	-
C73	-	-	-	-	-	-	-	-	-	6.2	-	-	15.8	18.6	23.0	-	1.1	2.0	1.03	3.2
C74	-	-	-	-	-	-	-	-	-	-	-	-	-	-	-	-	-	-	-	-
C77	-	-	-	-	-	-	-	-	-	-	-	-	-	-	-	-	-	-	-	-
C78	-	-	-	-	-	-	-	-	-	-	-	-	-	-	-	-	-	-	-	-
C79	-	-	-	-	-	-	-	-	-	-	-	-	-	-	-	-	-	-	-	-
C81	-	-	-	-	-	-	-	-	-	-	-	-	-	-	-	-	-	-	-	-
C82-85,C96	-	2.7	-	2.3	2.2	-	3.4	3.4	-	-	7.0	36.4	-	37.2	23.0	-	3.2	4.5	1.38	6.5
C90	-	-	-	-	-	-	-	-	-	-	-	-	-	-	-	-	-	-	-	-
C91	3.0	-	2.5	-	-	-	-	-	-	-	-	-	15.8	-	-	-	0.8	1.2	0.76	2.0
C92-94	6.1	-	-	7.0	6.5	2.7	-	-	4.4	6.2	7.0	12.1	-	-	23.0	-	3.7	4.0	1.15	4.8
C95	-	-	-	4.7	-	2.7	3.4	-	-	-	-	-	15.8	-	23.0	23.9	1.9	2.4	1.01	2.0
O&U	3.0	-	-	-	-	-	-	17.2	17.7	30.9	77.1	97.1	47.4	167.5	184.4	406.0	18.9	30.8	3.76	43.8
All	21.3	11.0	2.5	14.0	26.1	16.3	44.1	110.1	248.4	383.3	588.6	740.7	1058.5	1172.5	1475.0	2364.5	169.7	269.0	11.06	470.7

TABLE:AIZ-3(b):
Average Annual Age Specific, Crude (CR), Age Adjusted (AAR) (with Standard Error(SE)) and
Truncated (35-64 yrs) (TR) Incidence Rate per 100,000 population: 2005-2006- Females
Aizawl District

ICD-10	0-4	5-9	10-14	15-19	20-24	25-29	30-34	35-39	40-44	45-49	50-54	55-59	60-64	65-69	70-74	>75	CR	AAR	SE	TR	
C00	-	-	-	-	-	-	-	-	-	-	-	-	-	-	-	-	-	-	-	-	
C01-02	-	-	-	-	-	-	-	3.7	-	-	-	-	-	18.6	-	-	0.6	0.8	0.60	0.7	
C03-06	-	-	-	-	-	-	-	3.7	-	-	16.1	-	15.4	37.2	-	19.3	1.9	3.1	1.23	5.3	
C07-8	-	-	-	-	-	-	-	-	4.8	-	-	-	-	18.6	-	-	0.6	0.8	0.63	0.9	
C09	-	-	-	-	-	-	3.9	-	-	-	-	-	-	-	-	-	0.3	0.2	0.23	-	
C10	-	-	-	-	-	-	-	-	-	-	-	13.3	-	-	-	-	0.3	0.5	0.53	1.7	
C11	-	-	-	-	-	-	-	-	4.8	-	-	-	30.8	37.2	-	19.3	1.7	3.0	1.27	4.9	
C12-13	-	-	-	-	-	-	-	3.7	-	-	-	-	-	18.6	-	-	0.6	0.8	0.60	0.7	
C14	-	-	-	-	-	-	-	-	-	-	-	-	15.4	-	-	-	0.3	0.6	0.62	2.0	
C15	-	-	-	-	-	-	-	-	4.8	6.8	16.1	13.3	-	-	-	58.0	2.2	3.2	1.14	6.6	
C16	-	-	-	-	-	2.9	7.7	3.7	9.6	27.4	56.3	133.1	77.0	167.5	265.8	212.7	17.5	28.9	3.73	44.1	
C17	-	-	-	-	-	-	-	-	-	-	-	-	-	-	-	-	-	-	-	-	
C18	-	-	-	-	-	-	-	-	4.8	6.8	8.0	-	30.8	-	-	77.3	2.5	3.9	1.33	7.5	
C19-20	-	-	-	-	-	-	3.9	-	-	6.8	8.0	39.9	30.8	55.8	72.5	-	3.9	7.0	1.90	11.7	
C21	-	-	-	-	-	-	-	-	-	-	-	-	-	-	-	-	-	-	-	-	
C22	6.2	-	-	-	-	-	-	-	-	-	8.0	39.9	15.4	37.2	24.2	19.3	3.1	5.3	1.64	8.4	
C23-24	-	-	-	-	-	-	-	-	-	6.8	8.0	13.3	15.4	37.2	24.2	38.7	2.5	4.3	1.47	6.3	
C25	-	-	-	-	-	-	-	3.7	4.8	13.7	8.0	13.3	-	37.2	-	38.7	2.8	4.2	1.36	7.3	
C30-31	-	-	-	-	-	2.9	-	-	-	-	-	-	-	18.6	-	-	0.6	0.8	0.60	-	
C32	-	-	-	-	-	-	-	3.7	-	-	16.1	-	-	18.6	-	19.3	1.4	2.0	0.91	3.3	
C33-34	-	-	-	-	-	-	-	7.4	4.8	34.2	56.3	119.8	138.6	223.4	314.2	290.0	20.3	34.7	4.14	51.4	
C37-38	-	-	-	-	-	-	-	-	-	-	-	-	-	-	-	-	-	-	-	-	
C40-41	-	-	-	-	-	-	-	-	-	13.7	-	-	-	-	37.2	-	19.3	1.4	2.3	1.05	2.6
C43	-	-	-	-	-	-	-	-	-	-	-	-	-	-	-	-	-	-	-	-	
C44	-	-	-	-	-	-	-	-	-	-	-	-	-	18.6	-	19.3	0.6	0.9	0.68	-	
C45	-	-	-	-	-	-	-	-	-	-	-	-	-	-	-	-	-	-	-	-	
C46	-	-	-	-	-	-	-	-	-	-	-	-	-	-	-	-	-	-	-	-	
C47+C49	-	-	-	-	-	-	-	-	-	-	-	-	15.4	-	-	19.3	0.6	1.0	0.73	2.0	
C50	-	-	-	2.3	2.2	-	11.6	26.0	47.8	61.6	56.3	79.9	61.6	37.2	-	38.7	14.5	19.6	2.86	53.5	
C51	-	-	-	-	-	-	-	-	-	-	8.0	39.9	-	-	24.2	-	1.4	2.5	1.12	6.4	
C52	-	-	-	-	-	-	-	-	4.8	-	-	-	-	-	-	-	0.3	0.3	0.29	0.9	
C53	-	-	-	-	4.4	5.8	42.5	40.8	62.1	89.0	72.3	79.9	15.4	55.8	72.5	-	20.6	25.4	3.12	61.1	
C54	-	-	-	-	-	-	-	-	-	-	8.0	-	15.4	-	-	-	0.8	1.0	0.74	3.3	
C55	-	-	-	-	2.2	-	-	-	-	-	16.1	-	-	-	-	-	0.8	1.0	0.60	2.6	
C56	-	-	-	2.3	-	-	3.9	7.4	-	13.7	-	-	15.4	-	-	38.7	2.5	3.1	1.10	6.1	
C57	-	-	-	-	-	-	-	-	4.8	-	-	-	-	18.6	-	-	0.6	0.8	0.63	0.9	
C58	-	-	-	-	2.2	-	-	3.7	-	-	-	-	-	-	-	-	0.6	0.4	0.28	0.7	
C64	3.1	-	-	-	-	-	-	-	-	6.8	16.1	-	-	-	-	-	1.1	1.6	0.79	3.9	
C65	-	-	-	-	-	-	-	-	-	-	-	-	-	-	-	-	-	-	-	-	
C66	-	-	-	-	-	-	-	-	-	-	-	-	-	-	-	-	-	-	-	-	
C67	-	-	-	-	-	-	-	-	4.8	6.8	-	13.3	-	-	-	-	0.8	1.2	0.73	4.0	
C68	-	-	-	-	-	-	-	-	-	-	-	-	-	-	-	-	-	-	-	-	
C69	-	-	-	-	-	-	-	-	-	-	-	-	15.4	-	-	19.3	0.6	1.0	0.73	2.0	
C70-72	-	-	-	2.3	-	-	3.9	-	-	-	-	13.3	-	-	48.3	-	1.4	1.9	0.92	1.7	
C73	-	-	-	2.3	-	-	-	-	4.8	6.8	8.0	-	-	-	48.3	96.7	3.1	4.2	1.29	3.5	
C74	-	-	-	-	-	-	-	-	-	-	-	-	-	-	-	-	-	-	-	-	
C77	-	-	-	-	-	-	-	-	-	-	-	-	-	-	-	-	-	-	-	-	
C78	-	-	-	-	-	-	-	-	-	-	-	-	-	-	-	-	-	-	-	-	
C79	-	-	-	-	-	-	-	-	-	-	-	-	-	-	-	-	-	-	-	-	
C81	-	-	-	-	-	-	-	-	-	-	-	-	-	-	-	-	-	-	-	-	
C82-85,C96	3.1	-	2.5	-	-	-	-	7.4	4.8	-	8.0	13.3	30.8	-	48.3	38.7	3.6	5.2	1.53	9.3	
C90	-	-	-	-	-	-	-	-	-	-	16.1	-	-	-	-	-	0.6	0.8	0.57	2.6	
C91	-	2.9	-	-	-	-	-	-	-	-	-	-	-	-	-	-	0.3	0.3	0.29	-	
C92-94	-	-	-	-	-	-	-	3.7	-	13.7	8.0	-	-	-	-	-	1.1	1.4	0.74	4.7	
C95	3.1	-	-	2.3	2.2	-	-	-	-	-	-	-	-	-	-	-	0.8	0.8	0.46	-	
O&U	-	-	-	-	-	-	-	7.4	9.6	54.7	64.3	93.2	107.8	93.1	193.3	251.4	16.7	27.2	3.59	50.2	
All	15.5	2.9	2.5	11.3	13.3	11.6	77.2	126.1	181.5	369.6	482.3	718.8	647.0	986.6	1135.8	1334.1	137.3	208.4	9.72	385.1	

TABLE: AIZ-4(a): Number (#) and Proportion (%) of Cancers by Site (ICD-10) and Method of Diagnosis: 2005-2006- Males**Aizawl District**

ICD-10	Site	Microscopic		X-Ray / imaging		Clinical		Others		D.C.O		Total	
		#	%	#	%	#	%	#	%	#	%	#	%
C00	Lip	-	-	-	-	-	-	-	-	-	-	-	-
C01-02	Tongue	18	94.7	-	-	-	-	-	-	1	5.3	19	100.0
C03-06	Mouth	12	85.7	-	-	1	7.1	1	7.1	-	-	14	100.0
C07-8	Salivary Gland	1	50.0	-	-	1	50.0	-	-	-	-	2	100.0
C09	Tonsil	10	100.0	-	-	-	-	-	-	-	-	10	100.0
C10	Oth. Oropharynx	5	100.0	-	-	-	-	-	-	-	-	5	100.0
C11	Nasopharynx	19	90.5	1	4.8	-	-	1	4.8	-	-	21	100.0
C12-13	Hypopharynx	27	90.0	-	-	2	6.7	1	3.3	-	-	30	100.0
C14	Pharynx Unspecified	7	70.0	-	-	1	10.0	-	-	2	20.0	10	100.0
C15	Oesophagus	64	81.0	3	3.8	2	2.5	7	8.9	3	3.8	79	100.0
C16	Stomach	100	74.6	-	-	4	3.0	9	6.7	21	15.7	134	100.0
C17	Small Intestine	2	100.0	-	-	-	-	-	-	-	-	2	100.0
C18	Colon	8	88.9	-	-	-	-	-	-	1	11.1	9	100.0
C19-20	Rectum	9	75.0	-	-	2	16.7	1	8.3	-	-	12	100.0
C21	Anus & Anal Canal	-	-	-	-	-	-	-	-	-	-	-	-
C22	Liver	12	66.7	2	11.1	1	5.6	2	11.1	1	5.6	18	100.0
C23-24	Gallbladder etc.	1	33.3	-	-	-	-	1	33.3	1	33.3	3	100.0
C25	Pancreas	1	14.3	1	14.3	3	42.9	2	28.6	-	-	7	100.0
C30-31	Nose, Sinuses etc.	1	100.0	-	-	-	-	-	-	-	-	1	100.0
C32	Larynx	11	78.6	-	-	1	7.1	2	14.3	-	-	14	100.0
C33-34	Lung etc.	56	63.6	12	13.6	3	3.4	6	6.8	11	12.5	88	100.0
C37-38	Other Thoracic Organs	-	-	-	-	-	-	-	-	-	-	-	-
C40-41	Bone	4	57.1	1	14.3	-	-	-	-	2	28.6	7	100.0
C43	Melanoma of Skin	-	-	-	-	-	-	-	-	-	-	-	-
C44	Other Skin	4	100.0	-	-	-	-	-	-	-	-	4	100.0
C45	Mesothelioma	-	-	-	-	-	-	-	-	-	-	-	-
C46	Kaposi Sarcoma	-	-	-	-	-	-	-	-	-	-	-	-
C47+C49	Conn. & Soft Tissue	3	42.9	-	-	-	-	-	-	4	57.1	7	100.0
C50	Breast	1	100.0	-	-	-	-	-	-	-	-	1	100.0
C60	Penis	1	50.0	-	-	-	-	-	-	1	50.0	2	100.0
C61	Prostate	1	10.0	-	-	5	50.0	3	30.0	1	10.0	10	100.0
C62	Testis	-	-	-	-	-	-	1	100.0	-	-	1	100.0
C63	Other Male Genital	-	-	-	-	-	-	-	-	-	-	-	-
C64	Kidney etc.	1	100.0	-	-	-	-	-	-	-	-	1	100.0
C65	Renal Pelvis	-	-	-	-	-	-	-	-	-	-	-	-
C66	Ureter	-	-	-	-	-	-	-	-	-	-	-	-
C67	Bladder	5	83.3	-	-	-	-	-	-	1	16.7	6	100.0
C68	Uns. Urinary Organs	-	-	-	-	-	-	-	-	-	-	-	-
C69	Eye	1	100.0	-	-	-	-	-	-	-	-	1	100.0
C70-72	Brain, Nervous System	3	37.5	2	25.0	-	-	1	12.5	2	25.0	8	100.0
C73	Thyroid	4	100.0	-	-	-	-	-	-	-	-	4	100.0
C74	Adrenal Gland	-	-	-	-	-	-	-	-	-	-	-	-
C77	Sec Lymph Nodes	-	-	-	-	-	-	-	-	-	-	-	-
C78	Sec Resp & Digestive	-	-	-	-	-	-	-	-	-	-	-	-
C79	Sec Others	-	-	-	-	-	-	-	-	-	-	-	-
C81	Hodgkins Disease	-	-	-	-	-	-	-	-	-	-	-	-
C82-85,C96	NHL	12	100.0	-	-	-	-	-	-	-	-	12	100.0
C90	Multiple Myeloma	-	-	-	-	-	-	-	-	-	-	-	-
C91	Lymphoid Leuk.	3	100.0	-	-	-	-	-	-	-	-	3	100.0
C92-94	Myeloid Leukaemia	13	92.9	-	-	-	-	1	7.1	-	-	14	100.0
C95	Leukaemia Uns	4	57.1	-	-	-	-	-	-	3	42.9	7	100.0
O&U	Other and Uns	18	25.4	1	1.4	1	1.4	1	1.4	50	70.4	71	100.0
	All Sites	442	69.4	23	3.6	27	4.2	40	6.3	105	16.5	637	100.0

TABLE: AIZ-4(b): Number (#) and Proportion (%) of Cancers by Site (ICD-10) and Method of Diagnosis : 2005-2006- Females**Aizawl District**

ICD-10	Site	Microscopic		X-Ray / imaging		Clinical		Others		D.C.O		Total	
		#	%	#	%	#	%	#	%	#	%	#	%
C00	Lip	-	-	-	-	-	-	-	-	-	-	-	-
C01-02	Tongue	2	100.0	-	-	-	-	-	-	-	-	2	100.0
C03-06	Mouth	6	85.7	-	-	-	-	-	-	1	14.3	7	100.0
C07-8	Salivary Gland	2	100.0	-	-	-	-	-	-	-	-	2	100.0
C09	Tonsil	1	100.0	-	-	-	-	-	-	-	-	1	100.0
C10	Oth. Oropharynx	1	100.0	-	-	-	-	-	-	-	-	1	100.0
C11	Nasopharynx	5	83.3	-	-	1	16.7	-	-	-	-	6	100.0
C12-13	Hypopharynx	2	100.0	-	-	-	-	-	-	-	-	2	100.0
C14	Pharynx Unspecified	-	-	-	-	-	-	-	-	1	100.0	1	100.0
C15	Oesophagus	7	87.5	-	-	-	-	-	-	1	12.5	8	100.0
C16	Stomach	46	73.0	2	3.2	2	3.2	7	11.1	6	9.5	63	100.0
C17	Small Intestine	-	-	-	-	-	-	-	-	-	-	-	-
C18	Colon	6	66.7	-	-	-	-	1	11.1	2	22.2	9	100.0
C19-20	Rectum	13	92.9	-	-	-	-	1	7.1	-	-	14	100.0
C21	Anus & Anal Canal	-	-	-	-	-	-	-	-	-	-	-	-
C22	Liver	8	72.7	-	-	1	9.1	-	-	2	18.2	11	100.0
C23-24	Gallbladder etc.	5	55.6	-	-	2	22.2	2	22.2	-	-	9	100.0
C25	Pancreas	-	-	4	40.0	2	20.0	3	30.0	1	10.0	10	100.0
C30-31	Nose, Sinuses etc.	2	100.0	-	-	-	-	-	-	-	-	2	100.0
C32	Larynx	3	60.0	-	-	1	20.0	1	20.0	-	-	5	100.0
C33-34	Lung etc.	40	54.8	9	12.3	4	5.5	5	6.8	15	20.5	73	100.0
C37-38	Other Thoracic Organs	-	-	-	-	-	-	-	-	-	-	-	-
C40-41	Bone	2	40.0	-	-	1	20.0	2	40.0	-	-	5	100.0
C43	Melanoma of Skin	-	-	-	-	-	-	-	-	-	-	-	-
C44	Other Skin	2	100.0	-	-	-	-	-	-	-	-	2	100.0
C45	Mesothelioma	-	-	-	-	-	-	-	-	-	-	-	-
C46	Kaposi Sarcoma	-	-	-	-	-	-	-	-	-	-	-	-
C47+C49	Conn. & Soft Tissue	2	100.0	-	-	-	-	-	-	-	-	2	100.0
C50	Breast	44	84.6	-	-	2	3.8	4	7.7	2	3.8	52	100.0
C51	Vulva	2	40.0	-	-	2	40.0	1	20.0	-	-	5	100.0
C52	Vagina	1	100.0	-	-	-	-	-	-	-	-	1	100.0
C53	Cervix Uteri	61	82.4	-	-	4	5.4	5	6.8	4	5.4	74	100.0
C54	Corpus Uteri	2	66.7	-	-	-	-	1	33.3	-	-	3	100.0
C55	Uterus Unspecified	-	-	-	-	3	100.0	-	-	-	-	3	100.0
C56	Ovary etc.	8	88.9	-	-	-	-	1	11.1	-	-	9	100.0
C57	Other Female Genital	-	-	-	-	-	-	-	-	2	100.0	2	100.0
C58	Placenta	1	50.0	-	-	1	50.0	-	-	-	-	2	100.0
C64	Kidney etc.	1	25.0	-	-	2	50.0	1	25.0	-	-	4	100.0
C65	Renal Pelvis	-	-	-	-	-	-	-	-	-	-	-	-
C66	Ureter	-	-	-	-	-	-	-	-	-	-	-	-
C67	Bladder	2	66.7	1	33.3	-	-	-	-	-	-	3	100.0
C68	Uns.Urinary Organs	-	-	-	-	-	-	-	-	-	-	-	-
C69	Eye	1	50.0	-	-	1	50.0	-	-	-	-	2	100.0
C70-72	Brain, Nervous System	1	20.0	3	60.0	-	-	-	-	1	20.0	5	100.0
C73	Thyroid	11	100.0	-	-	-	-	-	-	-	-	11	100.0
C74	Adrenal Gland	-	-	-	-	-	-	-	-	-	-	-	-
C77	Sec Lymph Nodes	-	-	-	-	-	-	-	-	-	-	-	-
C78	Sec Resp & Digestive	-	-	-	-	-	-	-	-	-	-	-	-
C79	Sec Others	-	-	-	-	-	-	-	-	-	-	-	-
C81	Hodgkins Disease	-	-	-	-	-	-	-	-	-	-	-	-
C82-85,C96	NHL	11	84.6	-	-	-	-	2	15.4	-	-	13	100.0
C90	Multiple Myeloma	2	100.0	-	-	-	-	-	-	-	-	2	100.0
C91	Lymphoid Leuk.	1	100.0	-	-	-	-	-	-	-	-	1	100.0
C92-94	Myeloid Leukaemia	4	100.0	-	-	-	-	-	-	-	-	4	100.0
C95	Leukaemia Uns	1	33.3	-	-	-	-	-	-	2	66.7	3	100.0
O&U	Other and Uns	16	26.7	1	1.7	-	-	-	-	43	71.7	60	100.0
	All Sites	325	65.8	20	4.0	29	5.9	37	7.5	83	16.8	494	100.0

TABLE: AIZ-5(a): Number (#) and Proportion (%) of Cancers by Site (ICD-10) and Detailed Microscopic Diagnosis, 2005-2006- Males : Aizawl District

ICD-10	Site	Pri. Hist		Sec. Hist		Cytology		Blood Film		Bone Marrow		Others		Total	
		#	%	#	%	#	%	#	%	#	%	#	%	#	%
C00	Lip	-	-	-	-	-	-	-	-	-	-	-	-	-	-
C01-02	Tongue	18	94.7	-	-	-	-	-	-	-	-	1	5.3	19	100.0
C03-06	Mouth	10	71.4	-	-	2	14.3	-	-	-	-	2	14.3	14	100.0
C07-8	Salivary Gland	-	-	1	50.0	-	-	-	-	-	-	1	50.0	2	100.0
C09	Tonsil	9	90.0	-	-	1	10.0	-	-	-	-	-	-	10	100.0
C10	Oth. Oropharynx	5	100.0	-	-	-	-	-	-	-	-	-	-	5	100.0
C11	Nasopharynx	17	81.0	-	-	2	9.5	-	-	-	-	2	9.5	21	100.0
C12-13	Hypopharynx	25	83.3	-	-	2	6.7	-	-	-	-	3	10.0	30	100.0
C14	Pharynx Unspecified	5	50.0	-	-	2	20.0	-	-	-	-	3	30.0	10	100.0
C15	Oesophagus	63	79.7	-	-	-	-	-	-	1	1.3	15	19.0	79	100.0
C16	Stomach	98	73.1	1	0.7	1	0.7	-	-	-	-	34	25.4	134	100.0
C17	Small Intestine	2	100.0	-	-	-	-	-	-	-	-	-	-	2	100.0
C18	Colon	8	88.9	-	-	-	-	-	-	-	-	1	11.1	9	100.0
C19-20	Rectum	9	75.0	-	-	-	-	-	-	-	-	3	25.0	12	100.0
C21	Anus & Anal Canal	-	-	-	-	-	-	-	-	-	-	-	-	-	-
C22	Liver	1	5.6	-	-	11	61.1	-	-	-	-	6	33.3	18	100.0
C23-24	Gallbladder etc.	-	-	-	-	1	33.3	-	-	-	-	2	66.7	3	100.0
C25	Pancreas	1	14.3	-	-	-	-	-	-	-	-	6	85.7	7	100.0
C30-31	Nose, Sinuses etc.	1	100.0	-	-	-	-	-	-	-	-	-	-	1	100.0
C32	Larynx	10	71.4	-	-	1	7.1	-	-	-	-	3	21.4	14	100.0
C33-34	Lung etc.	25	28.4	-	-	31	35.2	-	-	-	-	32	36.4	88	100.0
C37-38	Other Thoracic Organs	-	-	-	-	-	-	-	-	-	-	-	-	-	-
C40-41	Bone	2	28.6	-	-	2	28.6	-	-	-	-	3	42.9	7	100.0
C43	Melanoma of Skin	-	-	-	-	-	-	-	-	-	-	-	-	-	-
C44	Other Skin	4	100.0	-	-	-	-	-	-	-	-	-	-	4	100.0
C45	Mesothelioma	-	-	-	-	-	-	-	-	-	-	-	-	-	-
C46	Kaposi Sarcoma	-	-	-	-	-	-	-	-	-	-	-	-	-	-
C47+C49	Conn. & Soft Tissue	1	14.3	-	-	2	28.6	-	-	-	-	4	57.1	7	100.0
C50	Breast	1	100.0	-	-	-	-	-	-	-	-	-	-	1	100.0
C60	Penis	1	50.0	-	-	-	-	-	-	-	-	1	50.0	2	100.0
C61	Prostate	1	10.0	-	-	-	-	-	-	-	-	9	90.0	10	100.0
C62	Testis	-	-	-	-	-	-	-	-	-	-	1	100.0	1	100.0
C63	Other Male Genital	-	-	-	-	-	-	-	-	-	-	-	-	-	-
C64	Kidney etc.	-	-	-	-	1	100.0	-	-	-	-	-	-	1	100.0
C65	Renal Pelvis	-	-	-	-	-	-	-	-	-	-	-	-	-	-
C66	Ureter	-	-	-	-	-	-	-	-	-	-	-	-	-	-
C67	Bladder	5	83.3	-	-	-	-	-	-	-	-	1	16.7	6	100.0
C68	Uns. Urinary Organs	-	-	-	-	-	-	-	-	-	-	-	-	-	-
C69	Eye	1	100.0	-	-	-	-	-	-	-	-	-	-	1	100.0
C70-72	Brain, Nervous System	3	37.5	-	-	-	-	-	-	-	-	5	62.5	8	100.0
C73	Thyroid	2	50.0	-	-	2	50.0	-	-	-	-	-	-	4	100.0
C74	Adrenal Gland	-	-	-	-	-	-	-	-	-	-	-	-	-	-
C77	Sec Lymph Nodes	-	-	-	-	-	-	-	-	-	-	-	-	-	-
C78	Sec Resp & Digestive	-	-	-	-	-	-	-	-	-	-	-	-	-	-
C79	Sec Others	-	-	-	-	-	-	-	-	-	-	-	-	-	-
C81	Hodgkins Disease	-	-	-	-	-	-	-	-	-	-	-	-	-	-
C82-85,C96	NHL	11	91.7	-	-	1	8.3	-	-	-	-	-	-	12	100.0
C90	Multiple Myeloma	-	-	-	-	-	-	-	-	-	-	-	-	-	-
C91	Lymphoid Leuk.	-	-	-	-	-	-	2	66.7	1	33.3	-	-	3	100.0
C92-94	Myeloid Leukaemia	-	-	-	-	-	-	7	50.0	6	42.9	1	7.1	14	100.0
C95	Leukaemia Uns	-	-	-	-	-	-	4	57.1	-	-	3	42.9	7	100.0
O&U	Other and Uns	1	1.4	-	-	17	23.9	-	-	-	-	53	74.6	71	100.0
	All Sites	340	53.4	2	0.3	79	12.4	13	2.0	8	1.3	195	30.6	637	100.0

TABLE: AIZ-5(b): Number (#) and Proportion (%) of Cancers by Site (ICD-10) and Detailed Microscopic Diagnosis, 2005-2006- Females : Aizawl District

ICD-10	Site	Pri. Hist		Sec. Hist		Cytology		Blood Film		Bone Marrow		Others		Total	
		#	%	#	%	#	%	#	%	#	%	#	%	#	%
C00	Lip	-	-	-	-	-	-	-	-	-	-	-	-	-	-
C01-02	Tongue	1	50.0	-	-	1	50.0	-	-	-	-	-	-	2	100.0
C03-06	Mouth	6	85.7	-	-	-	-	-	-	-	-	1	14.3	7	100.0
C07-8	Salivary Gland	1	50.0	-	-	1	50.0	-	-	-	-	-	-	2	100.0
C09	Tonsil	1	100.0	-	-	-	-	-	-	-	-	-	-	1	100.0
C10	Oth. Oropharynx	1	100.0	-	-	-	-	-	-	-	-	-	-	1	100.0
C11	Nasopharynx	5	83.3	-	-	-	-	-	-	-	-	1	16.7	6	100.0
C12-13	Hypopharynx	2	100.0	-	-	-	-	-	-	-	-	-	-	2	100.0
C14	Pharynx Unspecified	-	-	-	-	-	-	-	-	-	-	1	100.0	1	100.0
C15	Oesophagus	7	87.5	-	-	-	-	-	-	-	-	1	12.5	8	100.0
C16	Stomach	44	69.8	-	-	2	3.2	-	-	-	-	17	27.0	63	100.0
C17	Small Intestine	-	-	-	-	-	-	-	-	-	-	-	-	-	-
C18	Colon	5	55.6	-	-	1	11.1	-	-	-	-	3	33.3	9	100.0
C19-20	Rectum	13	92.9	-	-	-	-	-	-	-	-	1	7.1	14	100.0
C21	Anus & Anal Canal	-	-	-	-	-	-	-	-	-	-	-	-	-	-
C22	Liver	-	-	-	-	8	72.7	-	-	-	-	3	27.3	11	100.0
C23-24	Gallbladder etc.	3	33.3	-	-	2	22.2	-	-	-	-	4	44.4	9	100.0
C25	Pancreas	-	-	-	-	-	-	-	-	-	-	10	100.0	10	100.0
C30-31	Nose, Sinuses etc.	2	100.0	-	-	-	-	-	-	-	-	-	-	2	100.0
C32	Larynx	3	60.0	-	-	-	-	-	-	-	-	2	40.0	5	100.0
C33-34	Lung etc.	16	21.9	-	-	24	32.9	-	-	-	-	33	45.2	73	100.0
C37-38	Other Thoracic Organs	-	-	-	-	-	-	-	-	-	-	-	-	-	-
C40-41	Bone	2	40.0	-	-	-	-	-	-	-	-	3	60.0	5	100.0
C43	Melanoma of Skin	-	-	-	-	-	-	-	-	-	-	-	-	-	-
C44	Other Skin	1	50.0	-	-	1	50.0	-	-	-	-	-	-	2	100.0
C45	Mesothelioma	-	-	-	-	-	-	-	-	-	-	-	-	-	-
C46	Kaposi Sarcoma	-	-	-	-	-	-	-	-	-	-	-	-	-	-
C47+C49	Conn. & Soft Tissue	1	50.0	-	-	1	50.0	-	-	-	-	-	-	2	100.0
C50	Breast	27	51.9	-	-	17	32.7	-	-	-	-	8	15.4	52	100.0
C51	Vulva	2	40.0	-	-	-	-	-	-	-	-	3	60.0	5	100.0
C52	Vagina	1	100.0	-	-	-	-	-	-	-	-	-	-	1	100.0
C53	Cervix Uteri	60	81.1	-	-	1	1.4	-	-	-	-	13	17.6	74	100.0
C54	Corpus Uteri	2	66.7	-	-	-	-	-	-	-	-	1	33.3	3	100.0
C55	Uterus Unspecified	-	-	-	-	-	-	-	-	-	-	3	100.0	3	100.0
C56	Ovary etc.	8	88.9	-	-	-	-	-	-	-	-	1	11.1	9	100.0
C57	Other Female Genital	-	-	-	-	-	-	-	-	-	-	2	100.0	2	100.0
C58	Placenta	1	50.0	-	-	-	-	-	-	-	-	1	50.0	2	100.0
C64	Kidney etc.	-	-	-	-	1	25.0	-	-	-	-	3	75.0	4	100.0
C65	Renal Pelvis	-	-	-	-	-	-	-	-	-	-	-	-	-	-
C66	Ureter	-	-	-	-	-	-	-	-	-	-	-	-	-	-
C67	Bladder	2	66.7	-	-	-	-	-	-	-	-	1	33.3	3	100.0
C68	Uns. Urinary Organs	-	-	-	-	-	-	-	-	-	-	-	-	-	-
C69	Eye	1	50.0	-	-	-	-	-	-	-	-	1	50.0	2	100.0
C70-72	Brain, Nervous System	1	20.0	-	-	-	-	-	-	-	-	4	80.0	5	100.0
C73	Thyroid	6	54.5	-	-	5	45.5	-	-	-	-	-	-	11	100.0
C74	Adrenal Gland	-	-	-	-	-	-	-	-	-	-	-	-	-	-
C77	Sec Lymph Nodes	-	-	-	-	-	-	-	-	-	-	-	-	-	-
C78	Sec Resp & Digestive	-	-	-	-	-	-	-	-	-	-	-	-	-	-
C79	Sec Others	-	-	-	-	-	-	-	-	-	-	-	-	-	-
C81	Hodgkins Disease	-	-	-	-	-	-	-	-	-	-	-	-	-	-
C82-85,C96	NHL	9	69.2	-	-	2	15.4	-	-	-	-	2	15.4	13	100.0
C90	Multiple Myeloma	-	-	-	-	1	50.0	-	-	1	50.0	-	-	2	100.0
C91	Lymphoid Leuk.	-	-	-	-	-	-	-	-	1	100.0	-	-	1	100.0
C92-94	Myeloid Leukaemia	-	-	-	-	-	-	3	75.0	1	25.0	-	-	4	100.0
C95	Leukaemia Uns	-	-	-	-	-	-	-	-	1	33.3	2	66.7	3	100.0
O&U	Other and Uns	3	5.0	1	1.7	12	20.0	-	-	-	-	44	73.3	60	100.0
	All Sites	237	48.0	1	0.2	80	16.2	3	0.6	4	0.8	169	34.2	494	100.0

**TABLE AIZ-6 (a): Number of Cancer Deaths by Five Year Age Group and Site (ICD-10):
2005-2006 – Males**

% = Relative Proportion of Cancers of All Sites.

Aizawl District

ICD-10	Site	0-4	5-9	10-14	15-19	20-24	25-29	30-34	35-39	40-44	45-49	50-54	55-59	60-64	65-69	70-74	75+	Unkn	Total	%
C00	Lip	-	-	-	-	-	-	-	-	-	-	-	-	-	-	-	-	-	-	-
C01-02	Tongue	-	-	-	-	-	-	-	1	-	1	2	2	1	-	-	-	-	7	2.04
C03-06	Mouth	-	-	-	-	-	-	1	-	1	1	-	-	1	-	-	-	-	4	1.17
C07-8	Salivary Gland	-	-	-	-	-	-	-	-	-	-	-	-	-	-	-	-	-	-	-
C09	Tonsil	-	-	-	-	-	-	-	-	-	1	1	1	-	-	1	-	-	4	1.17
C10	Oth. Oropharynx	-	-	-	-	-	-	-	-	-	-	-	-	-	-	-	-	-	-	-
C11	Nasopharynx	-	-	-	-	-	-	-	-	1	-	1	-	-	1	-	-	-	3	0.87
C12-13	Hypopharynx	-	-	-	-	-	-	-	-	2	3	5	2	-	-	3	2	-	17	4.96
C14	Pharynx Unspecified	-	-	-	-	-	-	-	-	1	-	1	1	-	-	-	-	-	3	0.87
C15	Oesophagus	-	-	-	-	-	1	-	1	6	7	6	4	4	4	4	2	1	40	11.66
C16	Stomach	-	-	-	-	-	1	-	3	4	4	12	10	6	12	11	19	-	82	23.91
C17	Small Intestine	-	-	-	-	-	-	-	-	-	-	-	-	-	-	-	-	-	-	-
C18	Colon	-	-	-	-	-	-	-	-	-	-	1	-	-	1	1	1	-	4	1.17
C19-20	Rectum	-	-	-	-	-	-	-	-	-	-	1	2	3	-	-	3	-	9	2.62
C21	Anus & Anal Canal	-	-	-	-	-	-	-	-	-	-	-	-	-	-	-	-	-	-	-
C22	Liver	-	-	-	-	-	-	-	1	1	1	-	-	1	1	1	2	-	8	2.33
C23-24	Gallbladder etc.	-	-	-	-	-	-	-	-	-	-	-	1	1	1	2	-	-	5	1.46
C25	Pancreas	-	-	-	-	-	-	-	-	-	-	1	-	1	-	1	1	-	4	1.17
C30-31	Nose, Sinuses etc.	-	-	-	-	-	-	-	-	-	-	-	-	-	-	-	-	-	-	-
C32	Larynx	-	-	-	-	-	-	-	1	1	-	-	-	-	-	-	1	-	3	0.87
C33-34	Lung etc.	-	1	-	-	-	-	-	-	-	2	2	5	5	2	12	19	-	48	13.99
C37-38	Other Thoracic Organs	-	-	-	-	-	-	-	-	-	-	-	-	-	-	-	-	-	-	-
C40-41	Bone	-	-	-	-	-	-	-	-	1	-	-	-	1	-	-	-	-	2	0.58
C43	Melanoma of Skin	-	-	-	-	-	-	-	-	-	-	-	-	-	-	-	-	-	-	-
C44	Other Skin	-	-	-	-	-	-	-	1	-	-	-	-	-	-	-	-	-	1	0.29
C45	Mesothelioma	-	-	-	-	-	-	-	-	-	-	-	-	-	-	-	-	-	-	-
C46	Kaposi Sarcoma	-	-	-	-	-	-	-	-	-	-	-	-	-	-	-	-	-	-	-
C47 + C49	Conn. & Soft Tissue	-	-	-	-	-	-	1	-	-	-	-	-	-	-	3	2	-	6	1.75
C50	Breast	-	-	-	-	-	-	-	-	-	-	-	1	-	-	-	-	-	1	0.29
C60	Penis	-	-	-	-	-	-	-	-	-	-	1	-	-	-	-	-	-	1	0.29
C61	Prostate	-	-	-	-	-	-	-	-	-	-	-	-	-	1	-	2	-	3	0.87
C62	Testis	-	-	-	-	-	-	-	-	-	-	-	-	-	-	-	-	-	-	-
C63	Other Male Genital	-	-	-	-	-	-	-	-	-	-	-	-	-	-	-	-	-	-	-
C64	Kidney etc.	-	-	-	-	-	-	-	-	-	-	-	-	-	-	-	-	-	-	-
C65	Renal Pelvis	-	-	-	-	-	-	-	-	-	-	-	-	-	-	-	-	-	-	-
C66	Ureter	-	-	-	-	-	-	-	-	-	-	-	-	-	-	-	-	-	-	-
C67	Bladder	-	-	-	-	-	-	-	-	-	-	-	-	-	-	-	1	-	1	0.29
C68	Uns. Urinary Organs	-	-	-	-	-	-	-	-	-	-	-	-	-	-	-	-	-	-	-
C69	Eye	-	-	-	-	-	-	-	-	-	-	-	-	-	-	1	-	-	1	0.29
C70-72	Brain, Nervous System	-	-	-	-	1	-	-	-	-	-	-	1	-	-	1	-	-	3	0.87
C73	Thyroid	-	-	-	-	-	-	-	1	-	-	-	-	-	-	-	1	-	2	0.58
C74	Adrenal Gland	-	-	-	-	-	-	-	-	-	-	-	-	-	-	-	-	-	-	-
C77	Sec Lymph Nodes	-	-	-	-	-	-	-	-	-	1	-	-	-	-	-	-	-	1	0.29
C78	Sec Resp & Digestive	-	-	-	-	-	-	-	-	-	-	-	-	-	-	-	-	-	-	-
C79	Sec Others	-	-	-	-	-	-	-	-	-	-	-	-	-	-	-	-	-	-	-
C81	Hodgkins Disease	-	-	-	-	-	-	-	-	-	-	-	-	-	-	-	-	-	-	-
C82-85,C96	NHL	-	-	-	-	-	-	1	-	-	-	-	1	-	1	-	1	-	4	1.17
C90	Multiple Myeloma	-	-	-	-	-	-	-	-	-	-	-	-	-	-	-	-	-	-	-
C91	Lymphoid Leuk.	-	-	-	-	-	-	-	-	-	-	-	-	-	-	-	-	-	-	-
C92-94	Myeloid Leukaemia	-	-	-	2	-	-	-	-	-	-	-	-	-	-	-	-	-	2	0.58
C95	Leukaemia Uns	-	-	-	-	1	1	1	-	1	-	-	-	1	-	1	1	-	7	2.04
O&U	Other and Uns	1	-	-	1	-	-	-	4	4	4	11	5	4	7	7	19	-	67	19.53
	All Sites	1	1	-	3	2	3	4	13	23	25	45	36	29	31	49	77	1	343	100.00

**TABLE AIZ-6 (b): Number of Cancer Deaths by Five Year Age Group and Site (ICD-10):
2005-2006 – Females**

%= Relative Proportion of Cancers of All Sites.

Aizawl District

ICD-10	Site	0-4	5-9	10-14	15-19	20-24	25-29	30-34	35-39	40-44	45-49	50-54	55-59	60-64	65-69	70-74	75+	Unkn	Total	%
C00	Lip	-	-	-	-	-	-	-	-	-	-	-	-	-	-	-	-	-	-	-
C01-02	Tongue	-	-	-	-	-	-	-	-	-	-	-	-	-	-	-	-	-	-	-
C03-06	Mouth	-	-	-	-	-	-	-	-	-	-	-	-	-	-	-	2	-	2	0.90
C07-8	Salivary Gland	-	-	-	-	-	-	-	-	-	-	-	-	-	-	-	-	-	-	-
C09	Tonsil	-	-	-	-	-	-	-	-	-	-	-	-	-	-	-	-	-	-	-
C10	Oth. Oropharynx	-	-	-	-	-	-	-	-	-	-	-	-	-	-	-	-	-	-	-
C11	Nasopharynx	-	-	-	-	-	-	-	-	-	1	-	-	-	-	-	1	-	2	0.90
C12-13	Hypopharynx	-	-	-	-	-	-	-	-	-	-	-	-	1	-	-	-	-	1	0.45
C14	Pharynx Unspecified	-	-	-	-	-	-	-	-	-	-	-	1	1	-	-	-	-	2	0.90
C15	Oesophagus	-	-	-	-	-	-	-	-	-	2	1	-	-	-	-	1	-	4	1.80
C16	Stomach	-	-	-	-	-	-	1	-	-	1	4	6	4	3	2	7	-	28	12.61
C17	Small Intestine	-	-	-	-	-	-	-	-	-	-	-	-	-	-	-	-	-	-	-
C18	Colon	-	-	-	-	-	-	-	-	-	-	-	-	1	-	-	2	-	3	1.35
C19-20	Rectum	-	-	-	-	-	-	-	-	1	-	1	-	-	-	-	2	-	4	1.80
C21	Anus & Anal Canal	-	-	-	-	-	-	-	-	-	-	1	-	-	-	-	-	-	1	0.45
C22	Liver	1	-	-	-	-	-	-	-	-	1	1	1	1	-	-	1	-	5	2.25
C23-24	Gallbladder etc.	-	-	-	-	-	-	-	-	-	-	1	-	1	-	-	-	-	2	0.90
C25	Pancreas	-	-	-	-	-	-	-	-	1	1	-	-	3	-	2	-	7	3.15	
C30-31	Nose, Sinuses etc.	-	-	-	-	-	-	-	-	-	-	-	-	-	-	-	-	-	-	-
C32	Larynx	-	-	-	-	-	-	-	-	-	-	-	-	1	-	-	-	-	1	0.45
C33-34	Lung etc.	-	-	-	-	-	-	1	-	-	4	5	5	6	8	8	10	-	47	21.17
C37-38	Other Thoracic Organs	-	-	-	-	-	-	-	-	-	-	-	-	-	-	-	-	-	-	-
C40-41	Bone	-	-	-	-	-	-	-	-	-	-	-	-	-	1	-	-	-	1	0.45
C43	Melanoma of Skin	-	-	-	-	-	-	-	-	-	-	-	-	-	-	-	-	-	-	-
C44	Other Skin	-	-	-	-	-	-	-	-	-	-	-	-	-	-	1	1	-	2	0.90
C45	Mesothelioma	-	-	-	-	-	-	-	-	-	-	-	-	-	-	-	-	-	-	-
C46	Kaposi Sarcoma	-	-	-	-	-	-	-	-	-	-	-	-	-	-	-	-	-	-	-
C47+C49	Conn. & Soft Tissue	-	-	-	-	-	-	-	1	-	-	-	-	-	2	-	1	-	4	1.80
C50	Breast	-	-	-	-	-	-	-	1	4	2	1	1	-	-	-	2	-	11	4.95
C51	Vulva	-	-	-	-	-	-	-	-	-	-	-	2	-	-	-	-	-	2	0.90
C52	Vagina	-	-	-	-	-	-	-	-	-	-	-	-	-	-	-	-	-	-	-
C53	Cervix Uteri	-	-	-	-	-	1	3	7	2	2	5	-	2	-	-	1	-	23	10.36
C54	Corpus Uteri	-	-	-	-	-	-	-	-	-	-	-	-	-	-	-	-	-	-	-
C55	Uterus Unspecified	-	-	-	-	-	-	-	-	-	-	-	-	-	-	-	-	-	-	-
C56	Ovary etc.	-	-	-	-	-	1	-	-	-	1	1	1	-	-	-	1	-	5	2.25
C57	Other Female Genital	-	-	-	-	-	-	-	-	1	-	-	-	-	1	-	-	-	2	0.90
C58	Placenta	-	-	-	-	-	-	-	-	-	-	-	-	-	-	-	-	-	-	-
C64	Kidney etc.	-	-	-	-	-	-	-	-	-	-	-	-	-	-	-	-	-	-	-
C65	Renal Pelvis	-	-	-	-	-	-	-	-	-	-	-	-	-	-	-	-	-	-	-
C66	Ureter	-	-	-	-	-	-	-	-	-	-	-	-	-	-	-	-	-	-	-
C67	Bladder	-	-	-	-	-	-	-	-	-	-	-	-	-	-	-	-	-	-	-
C68	Uns. Urinary Organs	-	-	-	-	-	-	-	-	-	-	-	-	-	-	-	-	-	-	-
C69	Eye	-	-	-	-	-	-	-	-	-	-	-	-	-	-	-	-	-	-	-
C70-72	Brain, Nervous System	-	-	-	-	-	-	-	-	-	1	-	-	-	-	1	-	1	3	1.35
C73	Thyroid	-	-	-	-	-	-	-	-	-	-	-	-	-	1	-	-	-	1	0.45
C74	Adrenal Gland	-	-	-	-	-	-	-	-	-	-	-	-	-	-	-	-	-	-	-
C77	Sec Lymph Nodes	-	-	-	-	-	-	-	-	1	-	-	-	-	-	1	-	-	2	0.90
C78	Sec Resp & Digestive	-	-	-	-	-	-	-	-	-	-	-	-	-	-	-	-	-	-	-
C79	Sec Others	-	-	-	-	-	-	-	-	-	-	-	-	-	-	-	-	-	-	-
C81	Hodgkins Disease	-	-	-	-	-	-	-	-	-	-	-	-	-	-	-	-	-	-	-
C82-85,C96	NHL	-	-	-	-	-	-	-	-	-	-	-	-	-	-	1	1	-	2	0.90
C90	Multiple Myeloma	-	-	-	-	-	-	-	-	-	-	-	-	-	-	-	-	-	-	-
C91	Lymphoid Leuk.	-	-	-	-	-	-	-	-	-	-	-	-	-	-	-	-	-	-	-
C92-94	Myeloid Leukaemia	-	-	-	-	-	-	1	1	-	-	-	-	-	-	-	-	-	2	0.90
C95	Leukaemia Uns	1	-	-	-	1	-	-	-	-	-	-	-	-	-	-	-	-	2	0.90
O&U	Other and Uns	-	-	-	-	-	-	-	1	1	9	4	8	5	5	6	12	-	51	22.97
	All Sites	2	-	-	-	1	2	6	10	10	22	25	28	21	27	20	47	1	222	100.00

TABLE: AIZ-7(a):
Average Annual Age Specific, Crude (CR), Age Adjusted (AAR) (with Standard Error(SE)) and
Truncated (35-64 Yrs) (TR) Mortality Rate per 100,000 population: 2005-2006- Males
Aizawl District

ICD-10	0-4	5-9	10-14	15-19	20-24	25-29	30-34	35-39	40-44	45-49	50-54	55-59	60-64	65-69	70-74	>75	CR	AAR	SE	TR
C00	-	-	-	-	-	-	-	-	-	-	-	-	-	-	-	-	-	-	-	-
C01-02	-	-	-	-	-	-	-	3.4	-	6.2	14.0	24.3	15.8	-	-	-	1.9	2.9	1.14	9.3
C03-06	-	-	-	-	-	-	3.4	-	4.4	6.2	-	-	15.8	-	-	-	1.1	1.5	0.81	4.1
C07-8	-	-	-	-	-	-	-	-	-	-	-	-	-	-	-	-	-	-	-	-
C09	-	-	-	-	-	-	-	-	-	6.2	7.0	12.1	-	-	23.0	-	1.1	1.7	0.84	3.9
C10	-	-	-	-	-	-	-	-	-	-	-	-	-	-	-	-	-	-	-	-
C11	-	-	-	-	-	-	-	-	4.4	-	7.0	-	-	18.6	-	-	0.8	1.2	0.71	2.0
C12-13	-	-	-	-	-	-	-	-	8.9	18.5	35.0	24.3	-	-	69.1	47.8	4.5	6.7	1.65	14.1
C14	-	-	-	-	-	-	-	-	4.4	-	7.0	12.1	-	-	-	-	0.8	1.1	0.66	3.6
C15	-	-	-	-	-	2.7	-	3.4	26.6	43.3	42.0	48.6	63.2	74.4	92.2	47.8	10.7	16.2	2.70	35.4
C16	-	-	-	-	-	2.7	-	10.3	17.7	24.7	84.1	121.4	94.8	223.3	253.5	453.8	21.8	37.1	4.20	51.7
C17	-	-	-	-	-	-	-	-	-	-	-	-	-	-	-	-	-	-	-	-
C18	-	-	-	-	-	-	-	-	-	-	7.0	-	-	18.6	23.0	23.9	1.1	1.8	0.94	1.1
C19-20	-	-	-	-	-	-	-	-	-	-	7.0	24.3	47.4	-	-	71.7	2.4	4.7	1.57	10.4
C21	-	-	-	-	-	-	-	-	-	-	-	-	-	-	-	-	-	-	-	-
C22	-	-	-	-	-	-	-	3.4	4.4	6.2	-	-	15.8	18.6	23.0	47.8	2.1	3.5	1.28	4.8
C23-24	-	-	-	-	-	-	-	-	-	-	-	12.1	15.8	18.6	46.1	-	1.3	2.6	1.17	3.6
C25	-	-	-	-	-	-	-	-	-	-	7.0	-	15.8	-	23.0	23.9	1.1	1.9	0.98	3.2
C30-31	-	-	-	-	-	-	-	-	-	-	-	-	-	-	-	-	-	-	-	-
C32	-	-	-	-	-	-	-	3.4	4.4	-	-	-	-	-	-	23.9	0.8	1.0	0.58	1.5
C33-34	-	2.7	-	-	-	-	-	-	-	12.4	14.0	60.7	79.0	37.2	276.6	453.8	12.8	23.0	3.35	22.7
C37-38	-	-	-	-	-	-	-	-	-	-	-	-	-	-	-	-	-	-	-	-
C40-41	-	-	-	-	-	-	-	-	4.4	-	-	-	15.8	-	-	-	0.5	0.9	0.69	2.9
C43	-	-	-	-	-	-	-	-	-	-	-	-	-	-	-	-	-	-	-	-
C44	-	-	-	-	-	-	-	3.4	-	-	-	-	-	-	-	-	0.3	0.2	0.21	0.7
C45	-	-	-	-	-	-	-	-	-	-	-	-	-	-	-	-	-	-	-	-
C46	-	-	-	-	-	-	-	-	-	-	-	-	-	-	-	-	-	-	-	-
C47+C49	-	-	-	-	-	-	3.4	-	-	-	-	-	-	-	69.1	47.8	1.6	2.5	1.07	-
C50	-	-	-	-	-	-	-	-	-	-	-	12.1	-	-	-	-	0.3	0.5	0.49	1.6
C60	-	-	-	-	-	-	-	-	-	-	7.0	-	-	-	-	-	0.3	0.4	0.35	1.1
C61	-	-	-	-	-	-	-	-	-	-	-	-	-	18.6	-	47.8	0.8	1.5	0.88	-
C62	-	-	-	-	-	-	-	-	-	-	-	-	-	-	-	-	-	-	-	-
C63	-	-	-	-	-	-	-	-	-	-	-	-	-	-	-	-	-	-	-	-
C64	-	-	-	-	-	-	-	-	-	-	-	-	-	-	-	-	-	-	-	-
C65	-	-	-	-	-	-	-	-	-	-	-	-	-	-	-	-	-	-	-	-
C66	-	-	-	-	-	-	-	-	-	-	-	-	-	-	-	-	-	-	-	-
C67	-	-	-	-	-	-	-	-	-	-	-	-	-	-	-	23.9	0.3	0.5	0.48	-
C68	-	-	-	-	-	-	-	-	-	-	-	-	-	-	-	-	-	-	-	-
C69	-	-	-	-	-	-	-	-	-	-	-	-	-	-	23.0	-	0.3	0.5	0.46	-
C70-72	-	-	-	-	2.2	-	-	-	-	-	-	12.1	-	-	23.0	-	0.8	1.1	0.69	1.6
C73	-	-	-	-	-	-	-	3.4	-	-	-	-	-	-	-	23.9	0.5	0.7	0.52	0.7
C74	-	-	-	-	-	-	-	-	-	-	-	-	-	-	-	-	-	-	-	-
C77	-	-	-	-	-	-	-	-	-	6.2	-	-	-	-	-	-	0.3	0.4	0.37	1.2
C78	-	-	-	-	-	-	-	-	-	-	-	-	-	-	-	-	-	-	-	-
C79	-	-	-	-	-	-	-	-	-	-	-	-	-	-	-	-	-	-	-	-
C81	-	-	-	-	-	-	-	-	-	-	-	-	-	-	-	-	-	-	-	-
C82-85,C96	-	-	-	-	-	-	3.4	-	-	-	-	12.1	-	18.6	-	23.9	1.1	1.7	0.90	1.6
C90	-	-	-	-	-	-	-	-	-	-	-	-	-	-	-	-	-	-	-	-
C91	-	-	-	-	-	-	-	-	-	-	-	-	-	-	-	-	-	-	-	-
C92-94	-	-	-	4.7	-	-	-	-	-	-	-	-	-	-	-	-	0.5	0.4	0.30	-
C95	-	-	-	-	2.2	2.7	3.4	-	4.4	-	-	-	15.8	-	23.0	23.9	1.9	2.4	1.01	2.9
O&U	3.0	-	-	2.3	-	-	-	13.8	17.7	24.7	77.1	60.7	63.2	130.3	161.3	453.8	17.8	29.0	3.64	39.3
All	3.0	2.7	-	7.0	4.4	8.1	13.6	44.7	102.0	154.6	315.3	437.1	458.1	577.0	1129.3	1839.0	91.4	149.4	8.30	224.7

TABLE: AIZ-7(b):
Average Annual Age Specific, Crude (CR), Age Adjusted (AAR) (with Standard Error(SE)) and
Truncated (35-64 Yrs) (TR) Mortality Rate per 100,000 population: 2005-2006- Females
Aizawl District

ICD-10	0-4	5-9	10-14	15-19	20-24	25-29	30-34	35-39	40-44	45-49	50-54	55-59	60-64	65-69	70-74	>75	CR	AAR	SE	TR
C00	-	-	-	-	-	-	-	-	-	-	-	-	-	-	-	-	-	-	-	-
C01-02	-	-	-	-	-	-	-	-	-	-	-	-	-	-	-	-	-	-	-	-
C03-06	-	-	-	-	-	-	-	-	-	-	-	-	-	-	-	38.7	0.6	0.8	0.55	-
C07-8	-	-	-	-	-	-	-	-	-	-	-	-	-	-	-	-	-	-	-	-
C09	-	-	-	-	-	-	-	-	-	-	-	-	-	-	-	-	-	-	-	-
C10	-	-	-	-	-	-	-	-	-	-	-	-	-	-	-	-	-	-	-	-
C11	-	-	-	-	-	-	-	-	-	-	8.0	-	-	-	-	19.3	0.6	0.8	0.56	1.3
C12-13	-	-	-	-	-	-	-	-	-	-	-	-	-	18.6	-	-	0.3	0.6	0.56	-
C14	-	-	-	-	-	-	-	-	-	-	-	-	15.4	18.6	-	-	0.6	1.2	0.83	2.0
C15	-	-	-	-	-	-	-	-	-	-	16.1	13.3	-	-	-	19.3	1.1	1.7	0.87	4.3
C16	-	-	-	-	-	-	3.9	-	-	6.8	32.2	79.9	61.6	55.8	48.3	135.3	7.8	13.3	2.56	24.8
C17	-	-	-	-	-	-	-	-	-	-	-	-	-	-	-	-	-	-	-	-
C18	-	-	-	-	-	-	-	-	-	-	-	-	15.4	-	-	38.7	0.8	1.4	0.82	2.0
C19-20	-	-	-	-	-	-	-	-	6.8	-	13.3	-	-	-	-	38.7	1.1	1.7	0.87	3.0
C21	-	-	-	-	-	-	-	-	-	-	13.3	-	-	-	-	-	0.3	0.5	0.53	1.7
C22	3.1	-	-	-	-	-	-	-	-	-	8.0	13.3	15.4	-	-	19.3	1.4	2.3	1.06	5.0
C23-24	-	-	-	-	-	-	-	-	-	-	-	13.3	-	18.6	-	-	0.6	1.1	0.77	1.7
C25	-	-	-	-	-	-	-	-	6.8	8.0	-	-	-	55.8	-	38.7	1.9	3.3	1.25	2.6
C30-31	-	-	-	-	-	-	-	-	-	-	-	-	-	-	-	-	-	-	-	-
C32	-	-	-	-	-	-	-	-	-	-	-	-	15.4	-	-	-	0.3	0.6	0.62	2.0
C33-34	-	-	-	-	-	-	3.9	-	-	27.4	40.2	66.6	92.4	148.9	193.3	193.3	13.1	22.4	3.33	32.3
C37-38	-	-	-	-	-	-	-	-	-	-	-	-	-	-	-	-	-	-	-	-
C40-41	-	-	-	-	-	-	-	-	-	-	-	-	-	18.6	-	-	0.3	0.6	0.56	-
C43	-	-	-	-	-	-	-	-	-	-	-	-	-	-	-	-	-	-	-	-
C44	-	-	-	-	-	-	-	-	-	-	-	-	-	-	24.2	19.3	0.6	0.9	0.62	-
C45	-	-	-	-	-	-	-	-	-	-	-	-	-	-	-	-	-	-	-	-
C46	-	-	-	-	-	-	-	-	-	-	-	-	-	-	-	-	-	-	-	-
C47+C49	-	-	-	-	-	-	-	4.8	-	-	-	-	-	37.2	-	19.3	1.1	1.8	0.92	0.9
C50	-	-	-	-	-	-	-	3.7	19.1	13.7	8.0	13.3	-	-	-	38.7	3.1	3.9	1.21	10.1
C51	-	-	-	-	-	-	-	-	-	-	-	26.6	-	-	-	-	0.6	1.1	0.75	3.4
C52	-	-	-	-	-	-	-	-	-	-	-	-	-	-	-	-	-	-	-	-
C53	-	-	-	-	-	2.9	11.6	26.0	9.6	13.7	40.2	-	30.8	-	-	19.3	6.4	7.5	1.67	20.0
C54	-	-	-	-	-	-	-	-	-	-	-	-	-	-	-	-	-	-	-	-
C55	-	-	-	-	-	-	-	-	-	-	-	-	-	-	-	-	-	-	-	-
C56	-	-	-	-	-	2.9	-	-	-	6.8	8.0	13.3	-	-	-	19.3	1.4	2.0	0.90	4.3
C57	-	-	-	-	-	-	-	-	4.8	-	-	-	-	18.6	-	-	0.6	0.8	0.63	0.9
C58	-	-	-	-	-	-	-	-	-	-	-	-	-	-	-	-	-	-	-	-
C64	-	-	-	-	-	-	-	-	-	-	-	-	-	-	-	-	-	-	-	-
C65	-	-	-	-	-	-	-	-	-	-	-	-	-	-	-	-	-	-	-	-
C66	-	-	-	-	-	-	-	-	-	-	-	-	-	-	-	-	-	-	-	-
C67	-	-	-	-	-	-	-	-	-	-	-	-	-	-	-	-	-	-	-	-
C68	-	-	-	-	-	-	-	-	-	-	-	-	-	-	-	-	-	-	-	-
C69	-	-	-	-	-	-	-	-	-	-	-	-	-	-	-	-	-	-	-	-
C70-72	-	-	-	-	-	-	-	-	6.8	-	-	-	-	-	24.2	-	0.8	0.9	0.63	1.3
C73	-	-	-	-	-	-	-	-	-	-	-	-	-	18.6	-	-	0.3	0.6	0.56	-
C74	-	-	-	-	-	-	-	-	-	-	-	-	-	-	-	-	-	-	-	-
C77	-	-	-	-	-	-	-	-	4.8	-	-	-	-	-	24.2	-	0.6	0.8	0.56	0.9
C78	-	-	-	-	-	-	-	-	-	-	-	-	-	-	-	-	-	-	-	-
C79	-	-	-	-	-	-	-	-	-	-	-	-	-	-	-	-	-	-	-	-
C81	-	-	-	-	-	-	-	-	-	-	-	-	-	-	-	-	-	-	-	-
C82-85,C96	-	-	-	-	-	-	-	-	-	-	-	-	-	-	24.2	19.3	0.6	0.9	0.62	-
C90	-	-	-	-	-	-	-	-	-	-	-	-	-	-	-	-	-	-	-	-
C91	-	-	-	-	-	-	-	-	-	-	-	-	-	-	-	-	-	-	-	-
C92-94	-	-	-	-	-	-	3.9	3.7	-	-	-	-	-	-	-	-	0.6	0.5	0.32	0.7
C95	3.1	-	-	-	2.2	-	-	-	-	-	-	-	-	-	-	-	0.6	0.6	0.41	-
O&U	-	-	-	-	-	-	-	3.7	4.8	61.6	32.2	106.5	77.0	93.1	145.0	232.0	14.2	23.5	3.35	42.4
All	6.2	-	-	-	2.2	5.8	23.2	37.1	47.8	150.6	200.9	372.7	323.5	502.6	483.3	908.7	61.7	97.7	6.76	167.8

**TABLE: AIZ-8(a): Cumulative Rate (Cu.Rate%) & Cumulative Risk (Cu.Risk) of Individual Sites (ICD-10) Based Age Specific Rates (from 0-64 Years and from 0-74 Years) : 2005-2006 - Males
Aizawl District**

ICD-10	Site	0 - 64 Years		0 - 74 Years	
		Cu. Rate %	Cu. Risk	Cu. Rate%	Cu. Risk
C00	Lip	-	-	-	-
C01-02	Tongue	0.63	0.63	0.63	0.63
C03-06	Mouth	0.51	0.51	0.74	0.74
C07-8	SalivaryGland	0.08	0.08	0.08	0.08
C09	Tonsil	0.40	0.40	0.40	0.40
C10	Oth. Oropharynx	0.13	0.13	0.22	0.22
C11	Nasopharynx	0.42	0.42	0.95	0.95
C12-13	Hypopharynx	0.90	0.89	1.22	1.21
C14	Pharynx Unspecified	0.22	0.22	0.32	0.32
C15	Oesophagus	2.63	2.60	3.35	3.29
C16	Stomach	3.43	3.37	6.81	6.58
C17	Small Intestine	0.09	0.09	0.09	0.09
C18	Colon	0.25	0.25	0.44	0.44
C19-20	Rectum	0.40	0.40	0.40	0.40
C21	Anus & Anal Canal	-	-	-	-
C22	Liver	0.39	0.39	0.70	0.69
C23-24	Gallbladder etc.	0.06	0.06	0.25	0.25
C25	Pancreas	0.02	0.02	0.55	0.55
C30-31	Nose, Sinuses etc.	0.02	0.02	0.02	0.02
C32	Larynx	0.34	0.34	0.55	0.55
C33-34	Lung etc.	2.35	2.32	5.03	4.91
C37-38	Other Thoracic Organs	-	-	-	-
C40-41	Bone	0.16	0.16	0.16	0.16
C43	Melanoma of Skin	-	-	-	-
C44	Other Skin	0.08	0.08	0.29	0.29
C45	Mesothelioma	-	-	-	-
C46	Kaposi Sarcoma	-	-	-	-
C47+C49	Conn. & Soft Tissue	0.07	0.07	0.30	0.30
C50	Breast	-	-	0.09	0.09
C60	Penis	0.11	0.11	0.11	0.11
C61	Prostate	0.06	0.06	0.38	0.38
C62	Testis	0.04	0.04	0.04	0.04
C63	Other Male Genital	-	-	-	-
C64	Kidneyetc.	0.02	0.02	0.02	0.02
C65	Renal Pelvis	-	-	-	-
C66	Ureter	-	-	-	-
C67	Bladder	0.03	0.03	0.13	0.13
C68	Uns.UrinaryOrgans	-	-	-	-
C69	Eye	0.06	0.06	0.06	0.06
C70-72	Brain,Nervous System	0.06	0.06	0.38	0.38
C73	Thyroid	0.11	0.11	0.32	0.32
C74	Adrenal Gland	-	-	-	-
C77	Sec Lymph Nodes	-	-	-	-
C78	Sec Resp& Digestive	-	-	-	-
C79	Sec Others	-	-	-	-
C81	Hodgkins Disease	-	-	-	-
C82-85,C96	NHL	0.29	0.29	0.59	0.59
C90	Multiple Myeloma	-	-	-	-
C91	Lymphoid Leuk.	0.11	0.11	0.11	0.11
C92-94	Myeloid Leukaemia	0.26	0.26	0.38	0.37
C95	Leukaemia Uns	0.13	0.13	0.25	0.25
O&U	Other and Uns	1.45	1.44	3.21	3.16
	All Sites	16.32	15.06	29.56	25.59

**TABLE: AIZ-8(b): Cumulative Rate (Cu.Rate%) & Cumulative Risk (Cu.Risk) of Individual Sites (ICD-10) Based Age Specific Rates (from 0-64 Years and from 0-74 Years) : 2005-2006 - Females
Aizawl District**

ICD-10	Site	0 - 64 Years		0 - 74 Years	
		Cu. Rate %	Cu. Risk	Cu. Rate%	Cu. Risk
C00	Lip	-	-	-	-
C01-02	Tongue	0.02	0.02	0.11	0.11
C03-06	Mouth	0.18	0.18	0.36	0.36
C07-8	SalivaryGland	0.02	0.02	0.12	0.12
C09	Tonsil	0.02	0.02	0.02	0.02
C10	Oth. Oropharynx	0.07	0.07	0.07	0.07
C11	Nasopharynx	0.18	0.18	0.36	0.36
C12-13	Hypopharynx	0.02	0.02	0.11	0.11
C14	Pharynx Unspecified	0.08	0.08	0.08	0.08
C15	Oesophagus	0.21	0.20	0.21	0.20
C16	Stomach	1.60	1.59	3.77	3.70
C17	Small Intestine	-	-	-	-
C18	Colon	0.25	0.25	0.25	0.25
C19-20	Rectum	0.45	0.45	1.09	1.08
C21	Anus & Anal Canal	-	-	-	-
C22	Liver	0.35	0.35	0.65	0.65
C23-24	Gallbladder etc.	0.22	0.22	0.52	0.52
C25	Pancreas	0.22	0.22	0.40	0.40
C30-31	Nose, Sinuses etc.	0.01	0.01	0.11	0.11
C32	Larynx	0.10	0.10	0.19	0.19
C33-34	Lung etc.	1.81	1.79	4.49	4.39
C37-38	Other Thoracic Organs	-	-	-	-
C40-41	Bone	0.07	0.07	0.25	0.25
C43	Melanoma of Skin	-	-	-	-
C44	Other Skin	-	-	0.09	0.09
C45	Mesothelioma	-	-	-	-
C46	Kaposi Sarcoma	-	-	-	-
C47 + C49	Conn. & Soft Tissue	0.08	0.08	0.08	0.08
C50	Breast	1.75	1.73	1.93	1.91
C51	Vulva	0.24	0.24	0.36	0.36
C52	Vagina	0.02	0.02	0.02	0.02
C53	Cervix Uteri	2.06	2.04	2.70	2.67
C54	Corpus Uteri	0.12	0.12	0.12	0.12
C55	Uterus Unspecified	0.09	0.09	0.09	0.09
C56	Ovary etc.	0.21	0.21	0.21	0.21
C57	Other Female Genital	0.02	0.02	0.12	0.12
C58	Placenta	0.03	0.03	0.03	0.03
C64	Kidneyetc.	0.13	0.13	0.13	0.13
C65	Renal Pelvis	-	-	-	-
C66	Ureter	-	-	-	-
C67	Bladder	0.12	0.12	0.12	0.12
C68	Uns. UrinaryOrgans	-	-	-	-
C69	Eye	0.08	0.08	0.08	0.08
C70-72	Brain, Nervous System	0.10	0.10	0.34	0.34
C73	Thyroid	0.11	0.11	0.35	0.35
C74	Adrenal Gland	-	-	-	-
C77	Sec Lymph Nodes	-	-	-	-
C78	Sec Resp & Digestive	-	-	-	-
C79	Sec Others	-	-	-	-
C81	Hodgkins Disease	-	-	-	-
C82-85, C96	NHL	0.35	0.35	0.59	0.59
C90	Multiple Myeloma	0.08	0.08	0.08	0.08
C91	Lymphoid Leuk.	0.01	0.01	0.01	0.01
C92-94	Myeloid Leukaemia	0.13	0.13	0.13	0.13
C95	Leukaemia Uns	0.04	0.04	0.04	0.04
O&U	Other and Uns	1.69	1.67	3.12	3.07
	All Sites	13.31	12.46	23.92	21.28

Figure MIO-1

Population Pyramid showing Age Distribution: 2005-2006

Mizoram State - Excl. Aizawl District

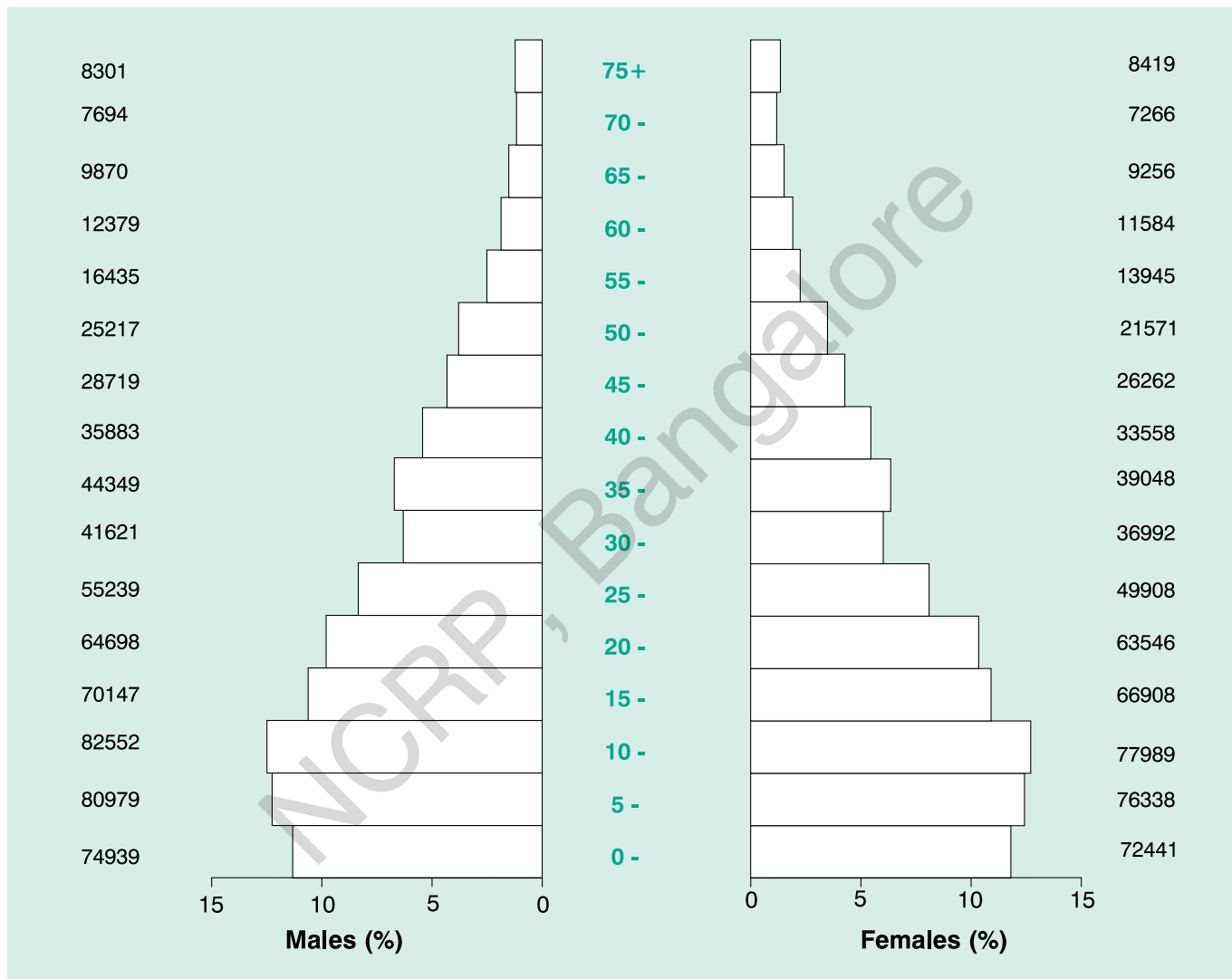


TABLE: MIO - 1**Population by Five Year Age Group and Gender : 2005-2006***Number and Relative Proportion (%)***Mizoram State - Excl. Aizawl District**

Age Group	MALES		FEMALES		TOTAL	
	Number	%	Number	%	Number	%
0-4	74939	11.37	72441	11.78	147380	11.57
5-9	80979	12.29	76338	12.41	157317	12.35
10-14	82552	12.53	77989	12.68	160541	12.60
15-19	70147	10.64	66908	10.88	137055	10.76
20-24	64698	9.82	63546	10.33	128244	10.07
25-29	55239	8.38	49908	8.11	105148	8.25
30-34	41621	6.32	36992	6.01	78613	6.17
35-39	44349	6.73	39048	6.35	83397	6.55
40-44	35883	5.44	33558	5.46	69441	5.45
45-49	28719	4.36	26262	4.27	54981	4.32
50-54	25217	3.83	21571	3.51	46788	3.67
55-59	16435	2.49	13945	2.27	30379	2.38
60-64	12379	1.88	11584	1.88	23964	1.88
65-69	9870	1.50	9256	1.50	19126	1.50
70-74	7694	1.17	7266	1.18	14960	1.17
75+	8301	1.26	8419	1.37	16720	1.31
Total	659023	100.00	615030	100.00	1274054	100.00

**TABLE MIO-2(a): Number of Incident Cancers by Five Year Age Group and Site (ICD-10):
2005-2006 – Males**

% = Relative Proportion of Cancers of All Sites.

Mizoram State - Excl. Aizawl District

ICD-10	Site	0-4	5-9	10-14	15-19	20-24	25-29	30-34	35-39	40-44	45-49	50-54	55-59	60-64	65-69	70-74	75+	Unkn	Total	%
C00	Lip	-	-	-	-	-	-	-	1	-	-	-	-	-	-	-	-	-	1	0.16
C01-02	Tongue	-	-	-	-	-	-	-	-	3	2	1	1	-	-	-	-	-	7	1.09
C03-06	Mouth	-	-	-	-	-	-	-	-	-	5	-	-	-	1	-	1	-	7	1.09
C07-8	Salivary Gland	-	-	-	-	-	-	-	-	-	-	-	-	-	-	-	-	-	-	-
C09	Tonsil	-	-	-	-	-	-	-	1	-	-	5	2	-	-	-	-	-	8	1.25
C10	Oth. Oropharynx	-	-	-	-	-	-	-	1	-	-	3	2	-	-	-	-	-	6	0.93
C11	Nasopharynx	-	-	-	-	-	2	-	2	3	1	3	3	5	5	-	1	-	25	3.89
C12-13	Hypopharynx	-	-	-	-	-	-	-	-	12	5	2	8	3	1	-	2	-	33	5.14
C14	Pharynx Unspecified	-	-	-	-	-	-	-	-	2	2	2	1	-	-	1	2	-	10	1.56
C15	Oesophagus	-	-	-	-	-	-	1	4	8	9	12	14	9	4	-	2	-	63	9.81
C16	Stomach	-	-	-	-	-	-	3	3	16	16	21	18	33	18	19	21	-	168	26.17
C17	Small Intestine	-	-	-	-	-	-	-	-	1	-	-	-	-	2	-	-	-	3	0.47
C18	Colon	-	-	-	-	-	-	1	1	-	1	-	-	-	-	2	-	-	5	0.78
C19-20	Rectum	-	-	-	-	-	-	1	-	-	2	-	2	-	2	1	1	-	9	1.40
C21	Anus & Anal Canal	-	-	-	-	-	-	-	-	-	-	-	-	-	-	1	-	-	1	0.16
C22	Liver	-	-	-	-	-	1	1	3	3	5	1	-	-	4	4	2	-	24	3.74
C23-24	Gallbladder etc.	-	-	-	-	-	-	-	-	-	-	-	2	1	-	1	-	-	4	0.62
C25	Pancreas	-	-	-	-	-	1	-	-	-	1	1	3	1	1	-	-	-	8	1.25
C30-31	Nose, Sinuses etc.	-	-	-	-	-	-	-	-	1	-	1	1	-	-	-	-	-	3	0.47
C32	Larynx	-	-	-	-	-	-	-	-	2	1	-	1	2	-	1	-	-	7	1.09
C33-34	Lung etc.	-	-	-	-	-	-	2	2	2	5	9	10	15	7	11	10	-	73	11.37
C37-38	Other Thoracic Organs	-	-	-	-	-	-	-	-	-	1	-	-	-	-	-	-	-	1	0.16
C40-41	Bone	-	-	-	1	-	-	-	-	-	-	-	-	-	-	-	-	-	1	0.16
C43	Melanoma of Skin	-	-	-	-	-	-	-	-	-	-	-	-	-	-	-	-	-	-	-
C44	Other Skin	-	-	-	-	-	-	-	-	-	-	-	1	-	1	1	2	-	5	0.78
C45	Mesothelioma	-	-	-	-	-	-	-	-	-	-	-	-	-	-	-	-	-	-	-
C46	Kaposi Sarcoma	-	-	-	-	-	-	-	-	-	-	-	-	-	-	-	-	-	-	-
C47+C49	Conn. & Soft Tissue	-	-	-	1	-	-	-	-	-	-	2	2	-	-	2	1	-	8	1.25
C50	Breast	-	-	-	-	-	-	-	-	-	-	-	-	-	-	1	-	-	1	0.16
C60	Penis	-	-	-	-	-	-	-	1	-	-	1	1	1	-	1	-	-	5	0.78
C61	Prostate	-	-	-	-	-	-	-	-	-	-	-	-	-	-	2	6	-	8	1.25
C62	Testis	1	-	-	1	-	1	-	-	-	-	-	-	-	-	-	-	-	3	0.47
C63	Other Male Genital	-	-	-	-	-	-	-	-	-	-	-	-	-	-	-	-	-	-	-
C64	Kidney etc.	3	-	-	-	-	-	-	-	-	-	1	-	-	1	-	-	-	5	0.78
C65	Renal Pelvis	-	-	-	-	-	-	-	-	-	-	-	-	-	-	-	-	-	-	-
C66	Ureter	-	-	-	-	-	-	-	-	-	-	-	-	-	-	-	-	-	-	-
C67	Bladder	-	-	-	-	1	1	-	-	-	1	-	-	1	-	-	1	-	5	0.78
C68	Uns. Urinary Organs	-	-	-	-	-	-	-	-	-	-	-	-	-	-	-	-	-	-	-
C69	Eye	3	-	-	-	-	-	-	-	-	-	-	-	-	-	-	-	-	3	0.47
C70-72	Brain, Nervous System	-	-	-	1	-	-	-	1	1	1	1	-	1	-	-	-	-	6	0.93
C73	Thyroid	-	-	-	-	-	-	-	-	-	-	-	-	-	1	-	1	-	2	0.31
C74	Adrenal Gland	-	-	-	-	-	-	-	-	-	-	-	-	-	-	-	-	-	-	-
C77	Sec Lymph Nodes	-	-	-	-	-	-	-	-	1	-	-	1	-	-	-	1	-	3	0.47
C78	Sec Resp & Digestive	-	-	-	-	-	-	-	-	-	-	-	-	-	-	-	-	-	-	-
C79	Sec Others	-	-	-	-	-	-	-	-	-	-	-	-	-	-	-	-	-	-	-
C81	Hodgkins Disease	-	-	-	-	-	-	1	-	1	-	-	-	-	-	-	-	-	2	0.31
C82-85,C96	NHL	1	-	-	-	-	-	-	-	2	-	-	-	2	2	-	2	-	9	1.40
C90	Multiple Myeloma	-	-	-	-	-	-	-	-	-	-	1	-	-	-	-	1	-	2	0.31
C91	Lymphoid Leuk.	1	-	2	-	-	-	-	-	-	1	1	-	1	-	-	-	-	6	0.93
C92-94	Myeloid Leukaemia	-	1	-	-	-	-	-	-	1	-	1	2	-	-	-	-	-	5	0.78
C95	Leukaemia Uns	1	1	-	-	2	-	-	-	-	-	-	-	1	-	-	1	-	6	0.93
O&U	Other and Uns	4	-	1	-	-	2	1	5	8	6	11	11	8	16	5	13	-	91	14.17
	All Sites	14	2	3	4	3	8	11	25	67	65	80	86	84	66	53	71	-	642	100.00

**TABLE MIO-2(b): Number of Incident Cancers by Five Year Age Group and Site (ICD-10):
2005-2006 – Females**

%= Relative Proportion of Cancers of All Sites.

Mizoram State - Excl. Aizawl District

ICD-10	Site	0-4	5-9	10-14	15-19	20-24	25-29	30-34	35-39	40-44	45-49	50-54	55-59	60-64	65-69	70-74	75+	Unkn	Total	%
C00	Lip	-	-	-	-	-	-	-	-	-	-	-	-	-	-	-	-	-	-	-
C01-02	Tongue	-	-	-	-	-	-	-	-	-	-	-	-	-	-	1	-	-	1	0.20
C03-06	Mouth	-	-	-	-	-	-	-	-	2	-	1	1	1	-	1	-	-	6	1.20
C07-8	Salivary Gland	-	-	-	-	-	-	-	-	-	-	-	-	-	-	2	-	-	2	0.40
C09	Tonsil	-	-	-	-	-	-	-	-	-	-	1	-	-	-	-	-	-	1	0.20
C10	Oth. Oropharynx	-	-	-	-	-	-	-	-	-	-	-	-	-	-	-	-	-	-	-
C11	Nasopharynx	-	-	-	-	-	-	1	-	-	1	2	1	1	-	2	-	-	8	1.60
C12-13	Hypopharynx	-	-	-	-	-	-	-	1	1	-	1	2	-	-	-	-	-	5	1.00
C14	Pharynx Unspecified	-	-	-	-	-	-	-	-	-	-	1	-	-	1	1	-	-	3	0.60
C15	Oesophagus	-	-	-	-	-	-	1	-	2	2	2	-	1	1	2	1	-	12	2.40
C16	Stomach	-	-	-	-	-	1	2	-	3	5	10	11	15	13	16	10	-	86	17.20
C17	Small Intestine	-	-	-	-	-	-	-	-	1	-	-	-	-	-	-	-	-	1	0.20
C18	Colon	-	-	-	-	-	1	-	1	1	1	1	-	1	-	-	1	-	7	1.40
C19-20	Rectum	-	-	-	-	-	1	-	2	-	1	2	2	-	3	2	3	-	16	3.20
C21	Anus & Anal Canal	-	-	-	-	-	-	1	-	-	-	-	-	-	-	-	-	-	1	0.20
C22	Liver	-	-	-	-	-	-	-	2	-	3	1	4	2	-	2	1	-	15	3.00
C23-24	Gallbladder etc.	-	-	-	-	-	-	-	1	-	-	2	1	-	1	-	-	-	5	1.00
C25	Pancreas	-	-	-	-	-	-	-	-	-	-	1	-	-	-	-	1	-	2	0.40
C30-31	Nose, Sinuses etc.	-	1	-	-	1	1	-	-	-	-	-	-	-	-	-	-	-	3	0.60
C32	Larynx	-	-	-	-	-	-	-	-	1	-	3	-	-	-	-	2	-	6	1.20
C33-34	Lung etc.	-	-	1	-	-	-	1	-	5	-	8	12	17	18	8	7	-	77	15.40
C37-38	Other Thoracic Organs	-	-	-	-	-	-	-	-	-	-	-	-	-	-	-	-	-	-	-
C40-41	Bone	-	-	-	2	-	-	-	-	-	-	-	-	-	-	-	-	-	2	0.40
C43	Melanoma of Skin	-	-	-	-	-	-	-	-	-	-	-	-	-	-	-	-	-	-	-
C44	Other Skin	-	-	-	-	-	-	-	-	-	-	-	-	2	1	-	-	-	3	0.60
C45	Mesothelioma	-	-	-	-	-	-	-	-	-	-	-	-	-	-	-	-	-	-	-
C46	Kaposi Sarcoma	-	-	-	-	-	-	-	-	-	-	-	-	-	-	-	-	-	-	-
C47+C49	Conn. & Soft Tissue	-	1	-	-	-	-	1	-	-	-	-	1	-	1	-	1	-	5	1.00
C50	Breast	-	-	-	-	-	1	4	2	7	4	4	5	5	5	5	2	-	44	8.80
C51	Vulva	-	-	-	-	-	-	1	-	-	1	-	-	-	-	-	-	-	2	0.40
C52	Vagina	-	-	-	-	-	-	-	-	-	-	-	-	-	-	-	-	-	-	-
C53	Cervix Uteri	-	-	-	-	-	1	5	12	15	6	6	8	-	3	3	1	-	60	12.00
C54	Corpus Uteri	-	-	-	-	-	-	-	-	-	1	-	1	-	-	-	-	-	2	0.40
C55	Uterus Unspecified	-	-	-	-	-	-	-	1	-	1	-	-	-	-	-	-	-	2	0.40
C56	Ovary etc.	-	-	-	-	-	-	2	1	1	2	-	-	-	2	-	-	-	8	1.60
C57	Other Female Genital	-	-	-	-	-	-	-	-	1	-	-	-	-	-	-	-	-	1	0.20
C58	Placenta	-	-	-	1	-	4	1	-	1	-	1	-	-	-	-	-	-	8	1.60
C64	Kidney etc.	1	-	-	-	-	-	-	-	1	-	-	-	-	-	-	-	-	2	0.40
C65	Renal Pelvis	-	-	-	-	-	-	-	-	-	-	-	-	-	-	-	-	-	-	-
C66	Ureter	-	-	-	-	-	-	-	-	-	-	-	-	-	-	-	-	-	-	-
C67	Bladder	-	-	-	-	-	-	-	-	1	-	-	-	1	-	1	-	-	3	0.60
C68	Uns. Urinary Organs	-	-	-	-	-	-	-	-	-	-	-	-	-	-	-	-	-	-	-
C69	Eye	1	-	-	-	-	-	-	-	-	-	-	-	-	-	1	-	-	2	0.40
C70-72	Brain, Nervous System	-	-	-	-	-	-	-	-	-	-	-	-	-	1	-	-	-	1	0.20
C73	Thyroid	-	-	-	1	1	-	-	2	-	-	-	2	-	1	-	1	-	8	1.60
C74	Adrenal Gland	-	-	-	-	-	-	-	-	-	-	-	-	-	-	-	-	-	-	-
C77	Sec Lymph Nodes	-	-	-	-	-	1	-	-	-	-	-	-	1	-	-	-	-	2	0.40
C78	Sec Resp & Digestive	-	-	-	-	-	-	-	-	-	-	-	-	-	-	-	-	-	-	-
C79	Sec Others	-	-	-	-	-	-	-	-	-	-	-	-	-	-	-	-	-	-	-
C81	Hodgkins Disease	-	-	-	-	-	-	-	-	-	-	-	-	-	-	-	-	-	-	-
C82-85,C96	NHL	-	-	-	-	1	-	-	-	-	-	-	1	-	-	-	-	-	2	0.40
C90	Multiple Myeloma	-	-	-	-	-	-	-	-	-	-	-	-	-	-	-	-	-	-	-
C91	Lymphoid Leuk.	1	-	-	-	-	-	-	-	-	-	-	-	-	-	-	-	-	1	0.20
C92-94	Myeloid Leukaemia	1	1	1	-	2	-	-	-	-	-	1	-	-	1	1	-	-	8	1.60
C95	Leukaemia Uns	2	-	-	-	1	-	2	-	-	-	-	1	-	-	-	-	-	6	1.20
O&U	Other and Uns	-	-	2	-	-	1	1	2	9	6	8	5	8	9	8	12	-	71	14.20
	All Sites	6	3	4	4	6	12	23	27	52	34	56	58	55	61	56	43	-	500	100.00

TABLE: MIO-3(a):
Average Annual Age Specific, Crude (CR), Age Adjusted (AAR) (with Standard Error(SE)) and
Truncated (35-64 yrs) (TR) Incidence Rate per 100,000 population: 2005-2006 - Males
Mizoram State - Excl. Aizawl District

ICD-10	0-4	5-9	10-14	15-19	20-24	25-29	30-34	35-39	40-44	45-49	50-54	55-59	60-64	65-69	70-74	>75	CR	AAR	SE	TR
C00	-	-	-	-	-	-	-	2.3	-	-	-	-	-	-	-	-	0.2	0.1	0.14	0.4
C01-02	-	-	-	-	-	-	-	-	8.4	7.0	4.0	6.1	-	-	-	-	1.1	1.4	0.52	4.4
C03-06	-	-	-	-	-	-	-	-	-	17.4	-	-	-	10.1	-	12.1	1.1	1.6	0.61	3.4
C07-8	-	-	-	-	-	-	-	-	-	-	-	-	-	-	-	-	-	-	-	-
C09	-	-	-	-	-	-	-	2.3	-	-	19.8	12.2	-	-	-	-	1.2	1.6	0.58	5.2
C10	-	-	-	-	-	-	-	2.3	-	-	11.9	12.2	-	-	-	-	0.9	1.2	0.50	3.9
C11	-	-	-	-	-	3.6	-	4.5	8.4	3.5	11.9	18.3	40.4	50.7	-	12.1	3.8	6.0	1.24	12.7
C12-13	-	-	-	-	-	-	-	-	33.5	17.4	7.9	48.7	24.3	10.1	-	24.1	5.0	7.2	1.28	20.5
C14	-	-	-	-	-	-	-	-	5.6	7.0	7.9	6.1	-	-	13.0	24.1	1.5	2.1	0.68	4.5
C15	-	-	-	-	-	-	2.4	9.0	22.3	31.3	47.6	85.2	72.8	40.6	-	24.1	9.6	14.3	1.85	40.2
C16	-	-	-	-	-	-	7.2	6.8	44.6	55.7	83.3	109.6	266.8	182.5	247.2	253.2	25.5	41.6	3.28	82.7
C17	-	-	-	-	-	-	-	-	2.8	-	-	-	-	20.3	-	-	0.5	0.8	0.46	0.5
C18	-	-	-	-	-	-	2.4	2.3	-	3.5	-	-	-	-	26.0	-	0.8	1.0	0.47	1.1
C19-20	-	-	-	-	-	-	2.4	-	-	7.0	-	12.2	-	20.3	13.0	12.1	1.4	2.2	0.73	2.9
C21	-	-	-	-	-	-	-	-	-	-	-	-	-	-	13.0	-	0.2	0.3	0.26	-
C22	-	-	-	-	-	1.8	2.4	6.8	8.4	17.4	4.0	-	-	40.6	52.0	24.1	3.6	5.2	1.09	6.9
C23-24	-	-	-	-	-	-	-	-	-	-	-	12.2	8.1	-	13.0	-	0.6	1.1	0.54	2.6
C25	-	-	-	-	-	1.8	-	-	-	3.5	4.0	18.3	8.1	10.1	-	-	1.2	1.9	0.69	4.7
C30-31	-	-	-	-	-	-	-	-	2.8	-	4.0	6.1	-	-	-	-	0.5	0.6	0.36	2.0
C32	-	-	-	-	-	-	-	-	5.6	3.5	-	6.1	16.2	-	13.0	-	1.1	1.7	0.66	4.6
C33-34	-	-	-	-	-	-	4.8	4.5	5.6	17.4	35.7	60.9	121.3	71.0	143.1	120.6	11.1	18.4	2.20	34.6
C37-38	-	-	-	-	-	-	-	-	-	3.5	-	-	-	-	-	-	0.2	0.2	0.21	0.7
C40-41	-	-	-	1.4	-	-	-	-	-	-	-	-	-	-	-	-	0.2	0.1	0.13	-
C43	-	-	-	-	-	-	-	-	-	-	-	-	-	-	-	-	-	-	-	-
C44	-	-	-	-	-	-	-	-	-	-	-	6.1	-	10.1	13.0	24.1	0.8	1.3	0.58	0.8
C45	-	-	-	-	-	-	-	-	-	-	-	-	-	-	-	-	-	-	-	-
C46	-	-	-	-	-	-	-	-	-	-	-	-	-	-	-	-	-	-	-	-
C47+C49	-	-	-	1.4	-	-	-	-	-	-	7.9	12.2	-	-	26.0	12.1	1.2	1.8	0.64	2.9
C50	-	-	-	-	-	-	-	-	-	-	-	-	-	-	13.0	-	0.2	0.3	0.26	-
C60	-	-	-	-	-	-	-	2.3	-	-	4.0	6.1	8.1	-	13.0	-	0.8	1.2	0.54	2.9
C61	-	-	-	-	-	-	-	-	-	-	-	-	-	-	26.0	72.3	1.2	2.0	0.70	-
C62	1.3	-	-	1.4	-	1.8	-	-	-	-	-	-	-	-	-	-	0.5	0.4	0.25	-
C63	-	-	-	-	-	-	-	-	-	-	-	-	-	-	-	-	-	-	-	-
C64	4.0	-	-	-	-	-	-	-	-	-	4.0	-	-	10.1	-	-	0.8	1.0	0.46	0.6
C65	-	-	-	-	-	-	-	-	-	-	-	-	-	-	-	-	-	-	-	-
C66	-	-	-	-	-	-	-	-	-	-	-	-	-	-	-	-	-	-	-	-
C67	-	-	-	-	1.5	1.8	-	-	-	3.5	-	-	8.1	-	-	12.1	0.8	1.0	0.49	1.7
C68	-	-	-	-	-	-	-	-	-	-	-	-	-	-	-	-	-	-	-	-
C69	4.0	-	-	-	-	-	-	-	-	-	-	-	-	-	-	-	0.5	0.5	0.28	-
C70-72	-	-	-	1.4	-	-	-	2.3	2.8	3.5	4.0	-	8.1	-	-	-	0.9	1.2	0.50	3.3
C73	-	-	-	-	-	-	-	-	-	-	-	-	-	10.1	-	12.1	0.3	0.5	0.39	-
C74	-	-	-	-	-	-	-	-	-	-	-	-	-	-	-	-	-	-	-	-
C77	-	-	-	-	-	-	-	-	2.8	-	-	6.1	-	-	-	12.1	0.5	0.7	0.38	1.3
C78	-	-	-	-	-	-	-	-	-	-	-	-	-	-	-	-	-	-	-	-
C79	-	-	-	-	-	-	-	-	-	-	-	-	-	-	-	-	-	-	-	-
C81	-	-	-	-	-	-	2.4	-	2.8	-	-	-	-	-	-	-	0.3	0.3	0.22	0.5
C82-85,C96	1.3	-	-	-	-	-	-	-	5.6	-	-	-	16.2	20.3	-	24.1	1.4	2.2	0.77	3.2
C90	-	-	-	-	-	-	-	-	-	-	4.0	-	-	-	-	12.1	0.3	0.4	0.31	0.6
C91	1.3	-	2.4	-	-	-	-	-	-	3.5	4.0	-	8.1	-	-	-	0.9	1.1	0.49	2.4
C92-94	-	1.2	-	-	-	-	-	-	2.8	-	4.0	12.2	-	-	-	-	0.8	1.0	0.45	2.8
C95	1.3	1.2	-	-	3.1	-	-	-	-	-	-	-	8.1	-	-	12.1	0.9	1.1	0.48	1.0
O&U	5.3	-	1.2	-	-	3.6	2.4	11.3	22.3	20.9	43.6	67.0	64.7	162.2	65.0	156.7	13.8	21.2	2.29	34.6
All	18.7	2.5	3.6	5.7	4.6	14.5	26.4	56.4	186.8	226.4	317.3	523.5	679.0	669.1	689.5	856.0	97.4	149.6	6.06	297.2

TABLE: MIO-3(b):
Average Annual Age Specific, Crude (CR), Age Adjusted (AAR) (with Standard Error(SE)) and
Truncated (35-64 yrs) (TR) Incidence Rate per 100,000 population: 2005-2006 - Females
Mizoram State - Excl. Aizawl District

ICD-10	0-4	5-9	10-14	15-19	20-24	25-29	30-34	35-39	40-44	45-49	50-54	55-59	60-64	65-69	70-74	>75	CR	AAR	SE	TR
C00	-	-	-	-	-	-	-	-	-	-	-	-	-	-	-	-	-	-	-	-
C01-02	-	-	-	-	-	-	-	-	-	-	-	-	-	-	13.8	-	0.2	0.3	0.28	-
C03-06	-	-	-	-	-	-	-	-	6.0	-	4.6	7.2	8.6	-	13.8	-	1.0	1.5	0.63	3.9
C07-8	-	-	-	-	-	-	-	-	-	-	-	-	-	-	27.5	-	0.3	0.6	0.39	-
C09	-	-	-	-	-	-	-	-	-	-	4.6	-	-	-	-	-	0.2	0.2	0.23	0.7
C10	-	-	-	-	-	-	-	-	-	-	-	-	-	-	-	-	-	-	-	-
C11	-	-	-	-	-	-	2.7	-	-	3.8	9.3	7.2	8.6	-	27.5	-	1.3	2.0	0.73	4.3
C12-13	-	-	-	-	-	-	-	2.6	3.0	-	4.6	14.4	-	-	-	-	0.8	1.1	0.52	3.7
C14	-	-	-	-	-	-	-	-	-	-	4.6	-	-	10.8	13.8	-	0.5	0.8	0.48	0.7
C15	-	-	-	-	-	-	2.7	-	6.0	7.6	9.3	-	8.6	10.8	27.5	11.9	2.0	2.9	0.86	5.2
C16	-	-	-	-	-	2.0	5.4	-	8.9	19.0	46.4	78.9	129.5	140.6	220.4	118.9	14.0	23.8	2.61	39.8
C17	-	-	-	-	-	-	-	-	3.0	-	-	-	-	-	-	-	0.2	0.2	0.18	0.6
C18	-	-	-	-	-	2.0	-	2.6	3.0	3.8	4.6	-	8.6	-	11.9	-	1.1	1.5	0.60	3.7
C19-20	-	-	-	-	-	2.0	-	5.1	-	3.8	9.3	14.4	-	32.4	27.5	35.7	2.6	4.0	1.02	5.1
C21	-	-	-	-	-	-	2.7	-	-	-	-	-	-	-	-	-	0.2	0.2	0.16	-
C22	-	-	-	-	-	-	-	5.1	-	11.4	4.6	28.7	17.3	-	27.5	11.9	2.4	3.9	1.02	9.9
C23-24	-	-	-	-	-	-	-	2.6	-	-	9.3	7.2	-	10.8	-	-	0.8	1.2	0.56	2.9
C25	-	-	-	-	-	-	-	-	-	-	4.6	-	-	-	-	11.9	0.3	0.5	0.33	0.7
C30-31	-	1.3	-	-	1.6	2.0	-	-	-	-	-	-	-	-	-	-	0.5	0.4	0.24	-
C32	-	-	-	-	-	-	-	-	3.0	-	13.9	-	-	-	-	23.8	1.0	1.4	0.55	2.8
C33-34	-	-	1.3	-	-	-	2.7	-	14.9	-	37.1	86.1	146.8	194.6	110.2	83.2	12.5	22.1	2.56	38.9
C37-38	-	-	-	-	-	-	-	-	-	-	-	-	-	-	-	-	-	-	-	-
C40-41	-	-	-	3.0	-	-	-	-	-	-	-	-	-	-	-	-	0.3	0.3	0.19	-
C43	-	-	-	-	-	-	-	-	-	-	-	-	-	-	-	-	-	-	-	-
C44	-	-	-	-	-	-	-	-	-	-	-	-	17.3	10.8	-	-	0.5	1.0	0.59	2.2
C45	-	-	-	-	-	-	-	-	-	-	-	-	-	-	-	-	-	-	-	-
C46	-	-	-	-	-	-	-	-	-	-	-	-	-	-	-	-	-	-	-	-
C47+C49	-	1.3	-	-	-	-	2.7	-	-	-	-	7.2	-	10.8	-	11.9	0.8	1.1	0.54	0.9
C50	-	-	-	-	-	2.0	10.8	5.1	20.9	15.2	18.5	35.9	43.2	54.1	68.9	23.8	7.2	10.8	1.69	21.2
C51	-	-	-	-	-	-	2.7	-	-	3.8	-	-	-	-	-	-	0.3	0.4	0.28	0.7
C52	-	-	-	-	-	-	-	-	-	-	-	-	-	-	-	-	-	-	-	-
C53	-	-	-	-	-	2.0	13.5	30.7	44.7	22.9	27.8	57.4	-	32.4	41.3	11.9	9.8	12.6	1.68	30.9
C54	-	-	-	-	-	-	-	-	-	3.8	-	7.2	-	-	-	-	0.3	0.5	0.37	1.7
C55	-	-	-	-	-	-	-	2.6	-	3.8	-	-	-	-	-	-	0.3	0.4	0.28	1.2
C56	-	-	-	-	-	-	5.4	2.6	3.0	7.6	-	-	-	21.6	-	-	1.3	1.8	0.65	2.5
C57	-	-	-	-	-	-	-	-	3.0	-	-	-	-	-	-	-	0.2	0.2	0.18	0.6
C58	-	-	-	1.5	-	8.0	2.7	-	3.0	-	4.6	-	-	-	-	-	1.3	1.3	0.48	1.3
C64	1.4	-	-	-	-	-	-	-	3.0	-	-	-	-	-	-	-	0.3	0.3	0.24	0.6
C65	-	-	-	-	-	-	-	-	-	-	-	-	-	-	-	-	-	-	-	-
C66	-	-	-	-	-	-	-	-	-	-	-	-	-	-	-	-	-	-	-	-
C67	-	-	-	-	-	-	-	-	3.0	-	-	-	8.6	-	13.8	-	0.5	0.8	0.48	1.7
C68	-	-	-	-	-	-	-	-	-	-	-	-	-	-	-	-	-	-	-	-
C69	1.4	-	-	-	-	-	-	-	-	-	-	-	-	-	13.8	-	0.3	0.4	0.32	-
C70-72	-	-	-	-	-	-	-	-	-	-	-	-	-	10.8	-	-	0.2	0.3	0.32	-
C73	-	-	-	1.5	1.6	-	-	5.1	-	-	-	14.4	-	10.8	-	11.9	1.3	1.7	0.64	2.8
C74	-	-	-	-	-	-	-	-	-	-	-	-	-	-	-	-	-	-	-	-
C77	-	-	-	-	-	2.0	-	-	-	-	-	-	8.6	-	-	-	0.3	0.5	0.38	1.1
C78	-	-	-	-	-	-	-	-	-	-	-	-	-	-	-	-	-	-	-	-
C79	-	-	-	-	-	-	-	-	-	-	-	-	-	-	-	-	-	-	-	-
C81	-	-	-	-	-	-	-	-	-	-	-	-	-	-	-	-	-	-	-	-
C82-85,C96	-	-	-	-	1.6	-	-	-	-	-	-	7.2	-	-	-	-	0.3	0.4	0.31	0.9
C90	-	-	-	-	-	-	-	-	-	-	-	-	-	-	-	-	-	-	-	-
C91	1.4	-	-	-	-	-	-	-	-	-	-	-	-	-	-	-	0.2	0.2	0.17	-
C92-94	1.4	1.3	1.3	-	3.1	-	-	-	-	-	4.6	-	-	10.8	13.8	-	1.3	1.5	0.57	0.7
C95	2.8	-	-	-	1.6	-	5.4	-	-	-	-	7.2	-	-	-	-	1.0	1.1	0.45	0.9
O&U	-	-	2.6	-	-	2.0	2.7	5.1	26.8	22.9	37.1	35.9	69.1	97.3	110.2	142.7	11.5	17.9	2.18	30.1
All	8.3	3.9	5.1	6.0	9.4	24.0	62.2	69.2	155.0	129.5	259.7	416.2	475.0	659.6	771.3	511.2	81.3	124.1	5.72	225.3

**TABLE: MIO-4(a): Number (#) and Proportion (%) of Cancers by Site (ICD-10) and Method of Diagnosis: 2005-2006 - Males
Mizoram State - Excl. Aizawl District**

ICD-10	Site	Microscopic		X-Ray / imaging		Clinical		Others		D.C.O		Total	
		#	%	#	%	#	%	#	%	#	%	#	%
C00	Lip	1	100.0	-	-	-	-	-	-	-	-	1	100.0
C01-02	Tongue	6	85.7	-	-	-	-	-	-	1	14.3	7	100.0
C03-06	Mouth	7	100.0	-	-	-	-	-	-	-	-	7	100.0
C07-8	Salivary Gland	-	-	-	-	-	-	-	-	-	-	-	-
C09	Tonsil	7	87.5	-	-	-	-	1	12.5	-	-	8	100.0
C10	Oth. Oropharynx	6	100.0	-	-	-	-	-	-	-	-	6	100.0
C11	Nasopharynx	23	92.0	-	-	-	-	2	8.0	-	-	25	100.0
C12-13	Hypopharynx	32	97.0	-	-	1	3.0	-	-	-	-	33	100.0
C14	Pharynx Unspecified	5	50.0	-	-	1	10.0	-	-	4	40.0	10	100.0
C15	Oesophagus	57	90.5	1	1.6	1	1.6	3	4.8	1	1.6	63	100.0
C16	Stomach	124	73.8	1	0.6	9	5.4	13	7.7	21	12.5	168	100.0
C17	Small Intestine	2	66.7	-	-	-	-	1	33.3	-	-	3	100.0
C18	Colon	2	40.0	-	-	1	20.0	2	40.0	-	-	5	100.0
C19-20	Rectum	6	66.7	-	-	1	11.1	-	-	2	22.2	9	100.0
C21	Anus & Anal Canal	-	-	-	-	-	-	-	-	1	100.0	1	100.0
C22	Liver	16	66.7	-	-	1	4.2	1	4.2	6	25.0	24	100.0
C23-24	Gallbladder etc.	3	75.0	-	-	-	-	1	25.0	-	-	4	100.0
C25	Pancreas	-	-	2	25.0	1	12.5	5	62.5	-	-	8	100.0
C30-31	Nose, Sinuses etc.	1	33.3	-	-	2	66.7	-	-	-	-	3	100.0
C32	Larynx	5	71.4	-	-	2	28.6	-	-	-	-	7	100.0
C33-34	Lung etc.	40	54.8	9	12.3	3	4.1	3	4.1	18	24.7	73	100.0
C37-38	Other Thoracic Organs	1	100.0	-	-	-	-	-	-	-	-	1	100.0
C40-41	Bone	1	100.0	-	-	-	-	-	-	-	-	1	100.0
C43	Melanoma of Skin	-	-	-	-	-	-	-	-	-	-	-	-
C44	Other Skin	4	80.0	-	-	-	-	-	-	1	20.0	5	100.0
C45	Mesothelioma	-	-	-	-	-	-	-	-	-	-	-	-
C46	Kaposi Sarcoma	-	-	-	-	-	-	-	-	-	-	-	-
C47+C49	Conn. & Soft Tissue	5	62.5	-	-	-	-	-	-	3	37.5	8	100.0
C50	Breast	1	100.0	-	-	-	-	-	-	-	-	1	100.0
C60	Penis	4	80.0	-	-	1	20.0	-	-	-	-	5	100.0
C61	Prostate	2	25.0	-	-	2	25.0	4	50.0	-	-	8	100.0
C62	Testis	3	100.0	-	-	-	-	-	-	-	-	3	100.0
C63	Other Male Genital	-	-	-	-	-	-	-	-	-	-	-	-
C64	Kidney etc.	2	40.0	-	-	1	20.0	1	20.0	1	20.0	5	100.0
C65	Renal Pelvis	-	-	-	-	-	-	-	-	-	-	-	-
C66	Ureter	-	-	-	-	-	-	-	-	-	-	-	-
C67	Bladder	5	100.0	-	-	-	-	-	-	-	-	5	100.0
C68	Uns.Urinary Organs	-	-	-	-	-	-	-	-	-	-	-	-
C69	Eye	1	33.3	-	-	2	66.7	-	-	-	-	3	100.0
C70-72	Brain, Nervous System	1	16.7	-	-	1	16.7	1	16.7	3	50.0	6	100.0
C73	Thyroid	2	100.0	-	-	-	-	-	-	-	-	2	100.0
C74	Adrenal Gland	-	-	-	-	-	-	-	-	-	-	-	-
C77	Sec Lymph Nodes	1	33.3	-	-	-	-	-	-	2	66.7	3	100.0
C78	Sec Resp & Digestive	-	-	-	-	-	-	-	-	-	-	-	-
C79	Sec Others	-	-	-	-	-	-	-	-	-	-	-	-
C81	Hodgkins Disease	2	100.0	-	-	-	-	-	-	-	-	2	100.0
C82-85,C96	NHL	9	100.0	-	-	-	-	-	-	-	-	9	100.0
C90	Multiple Myeloma	2	100.0	-	-	-	-	-	-	-	-	2	100.0
C91	Lymphoid Leuk.	6	100.0	-	-	-	-	-	-	-	-	6	100.0
C92-94	Myeloid Leukaemia	5	100.0	-	-	-	-	-	-	-	-	5	100.0
C95	Leukaemia Uns	-	-	-	-	-	-	-	-	6	100.0	6	100.0
O&U	Other and Uns	21	23.1	-	-	2	2.2	-	-	68	74.7	91	100.0
	All Sites	421	65.6	13	2.0	32	5.0	38	5.9	138	21.5	642	100.0

**TABLE: MIO-4(b): Number (#) and Proportion (%) of Cancers by Site (ICD-10) and Method of Diagnosis : 2005-2006 - Females
Mizoram State - Excl. Aizawl District**

ICD-10	Site	Microscopic		X-Ray / imaging		Clinical		Others		D.C.O		Total	
		#	%	#	%	#	%	#	%	#	%	#	%
C00	Lip	-	-	-	-	-	-	-	-	-	-	-	-
C01-02	Tongue	1	100.0	-	-	-	-	-	-	-	-	1	100.0
C03-06	Mouth	5	83.3	-	-	-	-	-	-	1	16.7	6	100.0
C07-8	Salivary Gland	2	100.0	-	-	-	-	-	-	-	-	2	100.0
C09	Tonsil	1	100.0	-	-	-	-	-	-	-	-	1	100.0
C10	Oth. Oropharynx	-	-	-	-	-	-	-	-	-	-	-	-
C11	Nasopharynx	8	100.0	-	-	-	-	-	-	-	-	8	100.0
C12-13	Hypopharynx	2	40.0	-	-	2	40.0	1	20.0	-	-	5	100.0
C14	Pharynx Unspecified	-	-	-	-	-	-	-	-	3	100.0	3	100.0
C15	Oesophagus	5	41.7	1	8.3	2	16.7	1	8.3	3	25.0	12	100.0
C16	Stomach	56	65.1	-	-	13	15.1	3	3.5	14	16.3	86	100.0
C17	Small Intestine	1	100.0	-	-	-	-	-	-	-	-	1	100.0
C18	Colon	6	85.7	-	-	-	-	-	-	1	14.3	7	100.0
C19-20	Rectum	11	68.8	-	-	1	6.3	2	12.5	2	12.5	16	100.0
C21	Anus & Anal Canal	1	100.0	-	-	-	-	-	-	-	-	1	100.0
C22	Liver	8	53.3	1	6.7	1	6.7	2	13.3	3	20.0	15	100.0
C23-24	Gallbladder etc.	2	40.0	1	20.0	1	20.0	1	20.0	-	-	5	100.0
C25	Pancreas	1	50.0	-	-	-	-	1	50.0	-	-	2	100.0
C30-31	Nose, Sinuses etc.	3	100.0	-	-	-	-	-	-	-	-	3	100.0
C32	Larynx	4	66.7	-	-	1	16.7	1	16.7	-	-	6	100.0
C33-34	Lung etc.	45	58.4	9	11.7	3	3.9	3	3.9	17	22.1	77	100.0
C37-38	Other Thoracic Organs	-	-	-	-	-	-	-	-	-	-	-	-
C40-41	Bone	2	100.0	-	-	-	-	-	-	-	-	2	100.0
C43	Melanoma of Skin	-	-	-	-	-	-	-	-	-	-	-	-
C44	Other Skin	3	100.0	-	-	-	-	-	-	-	-	3	100.0
C45	Mesothelioma	-	-	-	-	-	-	-	-	-	-	-	-
C46	Kaposi Sarcoma	-	-	-	-	-	-	-	-	-	-	-	-
C47+C49	Conn. & Soft Tissue	4	80.0	-	-	-	-	-	-	1	20.0	5	100.0
C50	Breast	39	88.6	-	-	3	6.8	-	-	2	4.5	44	100.0
C51	Vulva	2	100.0	-	-	-	-	-	-	-	-	2	100.0
C52	Vagina	-	-	-	-	-	-	-	-	-	-	-	-
C53	Cervix Uteri	47	78.3	-	-	5	8.3	1	1.7	7	11.7	60	100.0
C54	Corpus Uteri	2	100.0	-	-	-	-	-	-	-	-	2	100.0
C55	Uterus Unspecified	1	50.0	1	50.0	-	-	-	-	-	-	2	100.0
C56	Ovary etc.	6	75.0	-	-	1	12.5	1	12.5	-	-	8	100.0
C57	Other Female Genital	1	100.0	-	-	-	-	-	-	-	-	1	100.0
C58	Placenta	4	50.0	1	12.5	3	37.5	-	-	-	-	8	100.0
C64	Kidney etc.	1	50.0	-	-	-	-	-	-	1	50.0	2	100.0
C65	Renal Pelvis	-	-	-	-	-	-	-	-	-	-	-	-
C66	Ureter	-	-	-	-	-	-	-	-	-	-	-	-
C67	Bladder	3	100.0	-	-	-	-	-	-	-	-	3	100.0
C68	Uns.Urinary Organs	-	-	-	-	-	-	-	-	-	-	-	-
C69	Eye	2	100.0	-	-	-	-	-	-	-	-	2	100.0
C70-72	Brain, Nervous System	-	-	1	100.0	-	-	-	-	-	-	1	100.0
C73	Thyroid	8	100.0	-	-	-	-	-	-	-	-	8	100.0
C74	Adrenal Gland	-	-	-	-	-	-	-	-	-	-	-	-
C77	Sec Lymph Nodes	2	100.0	-	-	-	-	-	-	-	-	2	100.0
C78	Sec Resp & Digestive	-	-	-	-	-	-	-	-	-	-	-	-
C79	Sec Others	-	-	-	-	-	-	-	-	-	-	-	-
C81	Hodgkins Disease	-	-	-	-	-	-	-	-	-	-	-	-
C82-85,C96	NHL	2	100.0	-	-	-	-	-	-	-	-	2	100.0
C90	Multiple Myeloma	-	-	-	-	-	-	-	-	-	-	-	-
C91	Lymphoid Leuk.	1	100.0	-	-	-	-	-	-	-	-	1	100.0
C92-94	Myeloid Leukaemia	8	100.0	-	-	-	-	-	-	-	-	8	100.0
C95	Leukaemia Uns	3	50.0	-	-	-	-	-	-	3	50.0	6	100.0
O&U	Other and Uns	24	33.8	-	-	1	1.4	3	4.2	43	60.6	71	100.0
	All Sites	327	65.4	15	3.0	37	7.4	20	4.0	101	20.2	500	100.0

**TABLE: MIO-5(a): Number (#) and Proportion (%) of Cancers by Site (ICD-10) and Detailed Microscopic Diagnosis, 2005-2006 - Males
Mizoram State - Excl. Aizawl District**

ICD-10	Site	Pri. Hist		Sec. Hist		Cytology		Blood Film		Bone Marrow		Others		Total	
		#	%	#	%	#	%	#	%	#	%	#	%	#	%
C01-02	Tongue	6	85.7	-	-	-	-	-	-	-	-	1	14.3	7	100.0
C03-06	Mouth	6	85.7	-	-	1	14.3	-	-	-	-	-	-	7	100.0
C07-8	Salivary Gland	-	-	-	-	-	-	-	-	-	-	-	-	-	-
C09	Tonsil	6	75.0	-	-	1	12.5	-	-	-	-	1	12.5	8	100.0
C10	Oth. Oropharynx	6	100.0	-	-	-	-	-	-	-	-	-	-	6	100.0
C11	Nasopharynx	20	80.0	-	-	3	12.0	-	-	-	-	2	8.0	25	100.0
C12-13	Hypopharynx	31	93.9	-	-	1	3.0	-	-	-	-	1	3.0	33	100.0
C14	Pharynx Unspecified	4	40.0	-	-	1	10.0	-	-	-	-	5	50.0	10	100.0
C15	Oesophagus	56	88.9	-	-	1	1.6	-	-	-	-	6	9.5	63	100.0
C16	Stomach	122	72.6	-	-	2	1.2	-	-	-	-	44	26.2	168	100.0
C17	Small Intestine	2	66.7	-	-	-	-	-	-	-	-	1	33.3	3	100.0
C18	Colon	2	40.0	-	-	-	-	-	-	-	-	3	60.0	5	100.0
C19-20	Rectum	6	66.7	-	-	-	-	-	-	-	-	3	33.3	9	100.0
C21	Anus & Anal Canal	-	-	-	-	-	-	-	-	-	-	1	100.0	1	100.0
C22	Liver	-	-	-	-	16	66.7	-	-	-	-	8	33.3	24	100.0
C23-24	Gallbladder etc.	2	50.0	-	-	1	25.0	-	-	-	-	1	25.0	4	100.0
C25	Pancreas	-	-	-	-	-	-	-	-	-	-	8	100.0	8	100.0
C30-31	Nose, Sinuses etc.	1	33.3	-	-	-	-	-	-	-	-	2	66.7	3	100.0
C32	Larynx	5	71.4	-	-	-	-	-	-	-	-	2	28.6	7	100.0
C33-34	Lung etc.	16	21.9	1	1.4	23	31.5	-	-	-	-	33	45.2	73	100.0
C37-38	Other Thoracic Organs	-	-	-	-	1	100.0	-	-	-	-	-	-	1	100.0
C40-41	Bone	1	100.0	-	-	-	-	-	-	-	-	-	-	1	100.0
C43	Melanoma of Skin	-	-	-	-	-	-	-	-	-	-	-	-	-	-
C44	Other Skin	4	80.0	-	-	-	-	-	-	-	-	1	20.0	5	100.0
C45	Mesothelioma	-	-	-	-	-	-	-	-	-	-	-	-	-	-
C46	Kaposi Sarcoma	-	-	-	-	-	-	-	-	-	-	-	-	-	-
C47+C49	Conn. & Soft Tissue	2	25.0	-	-	3	37.5	-	-	-	-	3	37.5	8	100.0
C50	Breast	-	-	-	-	1	100.0	-	-	-	-	-	-	1	100.0
C60	Penis	4	80.0	-	-	-	-	-	-	-	-	1	20.0	5	100.0
C61	Prostate	2	25.0	-	-	-	-	-	-	-	-	6	75.0	8	100.0
C62	Testis	1	33.3	-	-	2	66.7	-	-	-	-	-	-	3	100.0
C63	Other Male Genital	-	-	-	-	-	-	-	-	-	-	-	-	-	-
C64	Kidney etc.	1	20.0	-	-	1	20.0	-	-	-	-	3	60.0	5	100.0
C65	Renal Pelvis	-	-	-	-	-	-	-	-	-	-	-	-	-	-
C66	Ureter	-	-	-	-	-	-	-	-	-	-	-	-	-	-
C67	Bladder	5	100.0	-	-	-	-	-	-	-	-	-	-	5	100.0
C68	Uns.Urinary Organs	-	-	-	-	-	-	-	-	-	-	-	-	-	-
C69	Eye	1	33.3	-	-	-	-	-	-	-	-	2	66.7	3	100.0
C70-72	Brain, Nervous System	1	16.7	-	-	-	-	-	-	-	-	5	83.3	6	100.0
C73	Thyroid	-	-	-	-	2	100.0	-	-	-	-	-	-	2	100.0
C74	Adrenal Gland	-	-	-	-	-	-	-	-	-	-	-	-	-	-
C77	Sec Lymph Nodes	-	-	-	-	1	33.3	-	-	-	-	2	66.7	3	100.0
C78	Sec Resp & Digestive	-	-	-	-	-	-	-	-	-	-	-	-	-	-
C79	Sec Others	-	-	-	-	-	-	-	-	-	-	-	-	-	-
C81	Hodgkins Disease	1	50.0	-	-	1	50.0	-	-	-	-	-	-	2	100.0
C82-85,C96	NHL	4	44.4	-	-	5	55.6	-	-	-	-	-	-	9	100.0
C90	Multiple Myeloma	-	-	-	-	-	-	-	-	2	100.0	-	-	2	100.0
C91	Lymphoid Leuk.	-	-	-	-	-	-	4	66.7	2	33.3	-	-	6	100.0
C92-94	Myeloid Leukaemia	-	-	-	-	-	-	4	80.0	1	20.0	-	-	5	100.0
C95	Leukaemia Uns	-	-	-	-	-	-	-	-	-	-	6	100.0	6	100.0
O&U	Other and Uns	5	5.5	1	1.1	15	16.5	-	-	-	-	70	76.9	91	100.0
	All Sites	324	50.5	2	0.3	82	12.8	8	1.2	5	0.8	221	34.4	642	100.0

**TABLE: MIO-5(b): Number (#) and Proportion (%) of Cancers by Site (ICD-10) and Detailed Microscopic Diagnosis, 2005-2006 - Females
Mizoram State - Excl. Aizawl District**

ICD-10	Site	Pri. Hist		Sec. Hist		Cytology		Blood Film		Bone Marrow		Others		Total	
		#	%	#	%	#	%	#	%	#	%	#	%	#	%
C00	Lip	-	-	-	-	-	-	-	-	-	-	-	-	-	-
C01-02	Tongue	1	100.0	-	-	-	-	-	-	-	-	-	-	1	100.0
C03-06	Mouth	5	83.3	-	-	-	-	-	-	-	-	1	16.7	6	100.0
C07-8	Salivary Gland	1	50.0	-	-	1	50.0	-	-	-	-	-	-	2	100.0
C09	Tonsil	1	100.0	-	-	-	-	-	-	-	-	-	-	1	100.0
C10	Oth. Oropharynx	-	-	-	-	-	-	-	-	-	-	-	-	-	-
C11	Nasopharynx	8	100.0	-	-	-	-	-	-	-	-	-	-	8	100.0
C12-13	Hypopharynx	2	40.0	-	-	-	-	-	-	-	-	3	60.0	5	100.0
C14	Pharynx Unspecified	-	-	-	-	-	-	-	-	-	-	3	100.0	3	100.0
C15	Oesophagus	5	41.7	-	-	-	-	-	-	-	-	7	58.3	12	100.0
C16	Stomach	52	60.5	-	-	4	4.7	-	-	-	-	30	34.9	86	100.0
C17	Small Intestine	1	100.0	-	-	-	-	-	-	-	-	-	-	1	100.0
C18	Colon	6	85.7	-	-	-	-	-	-	-	-	1	14.3	7	100.0
C19-20	Rectum	10	62.5	1	6.3	-	-	-	-	-	-	5	31.3	16	100.0
C21	Anus & Anal Canal	1	100.0	-	-	-	-	-	-	-	-	-	-	1	100.0
C22	Liver	-	-	-	-	8	53.3	-	-	-	-	7	46.7	15	100.0
C23-24	Gallbladder etc.	1	20.0	1	20.0	-	-	-	-	-	-	3	60.0	5	100.0
C25	Pancreas	-	-	-	-	1	50.0	-	-	-	-	1	50.0	2	100.0
C30-31	Nose, Sinuses etc.	3	100.0	-	-	-	-	-	-	-	-	-	-	3	100.0
C32	Larynx	2	33.3	-	-	2	33.3	-	-	-	-	2	33.3	6	100.0
C33-34	Lung etc.	26	33.8	-	-	19	24.7	-	-	-	-	32	41.6	77	100.0
C37-38	Other Thoracic Organs	-	-	-	-	-	-	-	-	-	-	-	-	-	-
C40-41	Bone	1	50.0	-	-	1	50.0	-	-	-	-	-	-	2	100.0
C43	Melanoma of Skin	-	-	-	-	-	-	-	-	-	-	-	-	-	-
C44	Other Skin	2	66.7	-	-	1	33.3	-	-	-	-	-	-	3	100.0
C45	Mesothelioma	-	-	-	-	-	-	-	-	-	-	-	-	-	-
C46	Kaposi Sarcoma	-	-	-	-	-	-	-	-	-	-	-	-	-	-
C47+C49	Conn. & Soft Tissue	2	40.0	-	-	2	40.0	-	-	-	-	1	20.0	5	100.0
C50	Breast	22	50.0	-	-	17	38.6	-	-	-	-	5	11.4	44	100.0
C51	Vulva	2	100.0	-	-	-	-	-	-	-	-	-	-	2	100.0
C52	Vagina	-	-	-	-	-	-	-	-	-	-	-	-	-	-
C53	Cervix Uteri	47	78.3	-	-	-	-	-	-	-	-	13	21.7	60	100.0
C54	Corpus Uteri	2	100.0	-	-	-	-	-	-	-	-	-	-	2	100.0
C55	Uterus Unspecified	1	50.0	-	-	-	-	-	-	-	-	1	50.0	2	100.0
C56	Ovary etc.	5	62.5	-	-	1	12.5	-	-	-	-	2	25.0	8	100.0
C57	Other Female Genital	1	100.0	-	-	-	-	-	-	-	-	-	-	1	100.0
C58	Placenta	4	50.0	-	-	-	-	-	-	-	-	4	50.0	8	100.0
C64	Kidney etc.	1	50.0	-	-	-	-	-	-	-	-	1	50.0	2	100.0
C65	Renal Pelvis	-	-	-	-	-	-	-	-	-	-	-	-	-	-
C66	Ureter	-	-	-	-	-	-	-	-	-	-	-	-	-	-
C67	Bladder	3	100.0	-	-	-	-	-	-	-	-	-	-	3	100.0
C68	Uns. Urinary Organs	-	-	-	-	-	-	-	-	-	-	-	-	-	-
C69	Eye	2	100.0	-	-	-	-	-	-	-	-	-	-	2	100.0
C70-72	Brain, Nervous System	-	-	-	-	-	-	-	-	-	-	1	100.0	1	100.0
C73	Thyroid	3	37.5	-	-	5	62.5	-	-	-	-	-	-	8	100.0
C74	Adrenal Gland	-	-	-	-	-	-	-	-	-	-	-	-	-	-
C77	Sec Lymph Nodes	1	50.0	-	-	1	50.0	-	-	-	-	-	-	2	100.0
C78	Sec Resp & Digestive	-	-	-	-	-	-	-	-	-	-	-	-	-	-
C79	Sec Others	-	-	-	-	-	-	-	-	-	-	-	-	-	-
C81	Hodgkins Disease	-	-	-	-	-	-	-	-	-	-	-	-	-	-
C82-85,C96	NHL	1	50.0	-	-	-	-	1	50.0	-	-	-	-	2	100.0
C90	Multiple Myeloma	-	-	-	-	-	-	-	-	-	-	-	-	-	-
C91	Lymphoid Leuk.	-	-	-	-	-	-	1	100.0	-	-	-	-	1	100.0
C92-94	Myeloid Leukaemia	-	-	-	-	-	-	8	100.0	-	-	-	-	8	100.0
C95	Leukaemia Uns	-	-	-	-	-	-	2	33.3	1	16.7	3	50.0	6	100.0
O&U	Other and Uns	2	2.8	1	1.4	21	29.6	-	-	-	-	47	66.2	71	100.0
	All Sites	227	45.4	3	0.6	84	16.8	12	2.4	1	0.2	173	34.6	500	100.0

**TABLE MIO-6(a): Number of Cancer Deaths by Five Year Age Group and Site (ICD-10):
2005-2006 – Males**

%= Relative Proportion of Cancers of All Sites.

Mizoram State - excl. Aizawl District

ICD-10	Site	0-4	5-9	10-14	15-19	20-24	25-29	30-34	35-39	40-44	45-49	50-54	55-59	60-64	65-69	70-74	75+	Unkn	Total	%
C00	Lip	-	-	-	-	-	-	-	-	-	-	-	-	-	-	-	-	-	-	-
C01-02	Tongue	-	-	-	-	-	-	-	-	1	1	-	-	-	-	-	-	-	2	0.63
C03-06	Mouth	-	-	-	-	-	-	-	-	-	-	1	-	1	-	-	-	-	2	0.63
C07-8	Salivary Gland	-	-	-	-	-	-	-	-	-	-	-	-	-	-	-	-	-	-	-
C09	Tonsil	-	-	-	-	-	-	-	-	-	-	1	-	-	-	-	-	-	1	0.32
C10	Oth. Oropharynx	-	-	-	-	-	-	-	-	-	-	-	1	-	1	-	-	-	2	0.63
C11	Nasopharynx	-	-	-	-	-	-	-	-	-	-	1	1	1	-	-	-	-	3	0.95
C12-13	Hypopharynx	-	-	-	-	-	-	-	-	3	-	-	-	-	-	1	1	-	5	1.58
C14	Pharynx Unspecified	-	-	-	-	-	-	-	-	1	2	2	1	-	-	1	2	-	9	2.84
C15	Oesophagus	-	-	-	-	-	-	-	1	4	3	3	6	5	-	1	2	-	25	7.89
C16	Stomach	-	2	-	-	-	-	-	2	5	9	5	12	13	9	5	12	-	74	23.34
C17	Small Intestine	-	-	-	-	-	-	-	-	-	-	-	-	-	1	-	-	-	1	0.32
C18	Colon	-	-	-	-	-	-	-	-	-	-	-	-	-	-	-	-	-	-	-
C19-20	Rectum	-	-	-	-	-	-	2	-	-	-	-	1	-	-	-	-	-	3	0.95
C21	Anus & Anal Canal	-	-	-	-	-	-	-	-	-	-	-	-	-	-	1	-	-	1	0.32
C22	Liver	-	-	-	-	-	1	1	2	-	3	1	-	-	3	3	1	-	15	4.73
C23-24	Gallbladder etc.	-	-	-	-	-	-	-	-	-	-	-	-	1	-	-	-	-	1	0.32
C25	Pancreas	-	-	-	-	-	-	-	-	-	1	-	-	-	-	-	-	-	1	0.32
C30-31	Nose, Sinuses etc.	-	-	-	-	-	-	-	-	-	-	-	1	-	-	-	-	-	1	0.32
C32	Larynx	-	-	-	-	-	-	-	-	1	-	-	-	-	-	-	-	-	1	0.32
C33-34	Lung etc.	-	-	-	-	-	-	2	2	1	2	5	11	8	6	6	8	-	51	16.09
C37-38	Other Thoracic Organs	-	-	-	-	-	-	-	-	-	1	-	-	-	-	-	-	-	1	0.32
C40-41	Bone	-	-	-	-	-	-	-	-	-	-	-	-	1	-	-	-	-	1	0.32
C43	Melanoma of Skin	-	-	-	-	-	-	-	-	-	-	-	-	-	-	1	-	-	1	0.32
C44	Other Skin	-	-	-	-	-	-	-	-	-	-	-	-	-	1	-	-	-	1	0.32
C45	Mesothelioma	-	-	-	-	-	-	-	-	-	-	-	-	-	-	-	-	-	-	-
C46	Kaposi Sarcoma	-	-	-	-	-	-	-	-	-	-	-	-	-	-	-	-	-	-	-
C47+C49	Conn. & Soft Tissue	-	-	-	-	-	-	-	1	-	1	1	-	-	-	1	-	-	4	1.26
C50	Breast	-	-	-	-	-	-	-	-	-	-	-	-	-	-	-	-	-	-	-
C60	Penis	-	-	-	-	-	-	-	-	-	-	-	-	1	-	1	1	-	3	0.95
C61	Prostate	-	-	-	-	-	-	-	-	-	-	-	-	-	-	-	1	-	1	0.32
C62	Testis	-	-	-	-	-	-	-	-	-	-	-	-	-	-	-	-	-	-	-
C63	Other Male Genital	-	-	-	-	-	-	-	-	-	-	-	-	-	-	-	-	-	-	-
C64	Kidney etc.	2	-	-	-	-	-	-	-	-	-	-	-	-	-	-	-	-	2	0.63
C65	Renal Pelvis	-	-	-	-	-	-	-	-	-	-	-	-	-	-	-	-	-	-	-
C66	Ureter	-	-	-	-	-	-	-	-	-	-	-	-	-	-	-	-	-	-	-
C67	Bladder	-	-	-	-	-	-	-	-	-	-	-	-	-	-	-	-	-	-	-
C68	Uns. Urinary Organs	-	-	-	-	-	-	-	-	-	-	-	-	-	-	-	-	-	-	-
C69	Eye	-	-	-	-	-	-	-	-	-	-	-	-	-	-	-	-	-	-	-
C70-72	Brain, Nervous System	-	-	-	-	-	-	-	-	2	1	1	-	1	-	-	-	-	5	1.58
C73	Thyroid	-	-	-	-	-	-	-	-	-	-	-	1	-	1	-	-	-	2	0.63
C74	Adrenal Gland	-	-	-	-	-	-	-	-	-	-	-	-	-	-	-	-	-	-	-
C77	Sec Lymph Nodes	-	-	-	-	-	-	-	-	-	-	-	1	-	-	-	1	-	2	0.63
C78	Sec Resp & Digestive	-	-	-	-	-	-	-	-	-	-	-	-	-	-	-	-	-	-	-
C79	Sec Others	-	-	-	-	-	-	-	-	-	-	-	-	-	-	-	-	-	-	-
C81	Hodgkins Disease	-	-	-	-	-	-	-	-	1	-	-	-	-	-	-	-	-	1	0.32
C82-85,C96	NHL	-	-	-	-	-	-	-	-	-	-	-	-	-	-	-	-	-	-	-
C90	Multiple Myeloma	-	-	-	-	-	-	-	-	-	-	-	-	-	-	-	1	-	1	0.32
C91	Lymphoid Leuk.	-	-	2	-	-	-	-	-	-	-	-	-	1	-	-	-	-	3	0.95
C92-94	Myeloid Leukaemia	-	-	-	-	-	-	-	-	1	-	-	-	-	-	-	-	-	1	0.32
C95	Leukaemia Uns	1	1	-	-	2	-	-	-	-	-	-	-	1	-	-	1	-	6	1.89
O&U	Other and Uns	4	-	1	-	-	1	1	6	7	5	8	12	6	15	4	13	1	84	26.50
	All Sites	7	3	3	-	2	2	6	13	28	28	29	49	40	37	25	44	1	317	100.00

**TABLE MIO-6(b): Number of Cancer Deaths by Five Year Age Group and Site (ICD-10):
2005-2006 – Females**

% = Relative Proportion of Cancers of All Sites.

Mizoram State - excl. Aizawl District

ICD-10	Site	0-4	5-9	10-14	15-19	20-24	25-29	30-34	35-39	40-44	45-49	50-54	55-59	60-64	65-69	70-74	75+	Unkn	Total	%
C00	Lip	-	-	-	-	-	-	-	-	-	-	-	-	-	-	-	-	-	-	-
C01-02	Tongue	-	-	-	-	-	-	-	-	-	-	-	-	-	-	-	-	-	-	-
C03-06	Mouth	-	-	-	-	-	-	-	-	-	-	-	2	-	-	-	-	-	2	0.92
C07-8	Salivary Gland	-	-	-	-	-	-	-	-	-	-	-	-	-	-	-	-	-	-	-
C09	Tonsil	-	-	-	-	-	-	-	-	-	-	-	-	-	-	-	-	-	-	-
C10	Oth. Oropharynx	-	-	-	-	-	-	-	-	-	-	-	-	-	-	-	-	-	-	-
C11	Nasopharynx	-	-	-	-	-	-	-	-	-	-	-	1	-	1	-	-	-	2	0.92
C12-13	Hypopharynx	-	-	-	-	-	-	-	-	-	-	-	-	-	-	-	-	-	-	-
C14	Pharynx Unspecified	-	-	-	-	-	-	-	-	-	-	1	-	-	1	1	-	-	3	1.38
C15	Oesophagus	-	-	-	-	-	-	-	-	1	-	1	1	-	-	2	1	-	6	2.75
C16	Stomach	-	-	-	-	-	-	-	-	1	1	6	4	5	11	9	5	-	42	19.27
C17	Small Intestine	-	-	-	-	-	-	-	-	-	-	-	-	-	-	-	-	-	-	-
C18	Colon	-	-	-	-	-	-	-	2	-	-	-	-	-	-	-	-	-	2	0.92
C19-20	Rectum	-	-	-	-	-	-	1	-	-	-	1	-	-	-	1	3	-	6	2.75
C21	Anus & Anal Canal	-	-	-	-	-	-	-	-	-	-	-	-	-	-	-	-	-	-	-
C22	Liver	-	-	-	-	-	-	-	-	-	3	1	2	-	-	1	1	-	8	3.67
C23-24	Gallbladder etc.	-	-	-	-	-	-	-	-	1	-	1	1	-	1	-	-	-	4	1.83
C25	Pancreas	-	-	-	-	-	-	-	-	-	-	-	-	-	-	-	-	-	-	-
C30-31	Nose, Sinuses etc.	-	-	-	-	-	-	-	-	-	-	-	-	-	-	-	-	-	-	-
C32	Larynx	-	-	-	-	-	-	-	-	-	-	-	-	-	-	-	-	-	-	-
C33-34	Lung etc.	-	-	-	-	-	1	1	-	3	-	4	3	10	8	6	7	-	43	19.72
C37-38	Other Thoracic Organs	-	-	-	-	-	-	-	-	-	-	-	-	-	-	-	-	-	-	-
C40-41	Bone	-	-	-	1	-	-	-	-	-	-	-	-	-	-	-	-	-	1	0.46
C43	Melanoma of Skin	-	-	-	-	-	-	-	-	-	-	-	-	-	-	-	-	-	-	-
C44	Other Skin	-	-	-	-	-	-	1	-	-	-	-	-	-	-	-	-	-	1	0.46
C45	Mesothelioma	-	-	-	-	-	-	-	-	-	-	-	-	-	-	-	-	-	-	-
C46	Kaposi Sarcoma	-	-	-	-	-	-	-	-	-	-	-	-	-	-	-	-	-	-	-
C47+C49	Conn. & Soft Tissue	-	-	-	-	-	1	1	-	-	-	-	-	1	1	-	-	-	4	1.83
C50	Breast	-	-	-	-	-	1	-	-	3	-	1	2	-	-	2	-	-	9	4.13
C51	Vulva	-	-	-	-	-	-	-	-	-	-	-	-	-	-	-	-	-	-	-
C52	Vagina	-	-	-	-	-	-	-	-	-	-	-	-	-	-	-	-	-	-	-
C53	Cervix Uteri	-	-	-	-	-	-	1	2	2	4	1	-	-	2	2	-	-	14	6.42
C54	Corpus Uteri	-	-	-	-	-	-	-	-	-	-	-	-	-	-	-	-	-	-	-
C55	Uterus Unspecified	-	-	-	-	-	-	-	-	-	-	-	-	-	-	-	-	-	-	-
C56	Ovary etc.	-	-	-	-	-	-	1	-	-	-	1	-	-	-	-	-	-	2	0.92
C57	Other Female Genital	-	-	-	-	-	-	-	-	-	-	-	-	-	-	-	-	-	-	-
C58	Placenta	-	-	-	-	-	-	-	-	-	-	-	-	-	-	-	-	-	-	-
C64	Kidney etc.	1	-	-	-	-	-	-	-	1	-	-	-	-	-	-	-	-	2	0.92
C65	Renal Pelvis	-	-	-	-	-	-	-	-	-	-	-	-	-	-	-	-	-	-	-
C66	Ureter	-	-	-	-	-	-	-	-	-	-	-	-	-	-	-	-	-	-	-
C67	Bladder	-	-	-	-	-	-	-	-	-	-	-	-	1	-	-	-	-	1	0.46
C68	Uns. Urinary Organs	-	-	-	-	-	-	-	-	-	-	-	-	-	-	-	-	-	-	-
C69	Eye	-	-	-	-	-	-	-	-	-	-	-	-	-	-	-	-	-	-	-
C70-72	Brain, Nervous System	-	-	-	-	-	-	-	-	-	-	-	-	-	-	-	-	-	-	-
C73	Thyroid	-	-	-	-	-	-	-	-	-	-	-	-	-	-	-	1	-	1	0.46
C74	Adrenal Gland	-	-	-	-	-	-	-	-	-	-	-	-	-	-	-	-	-	-	-
C77	Sec Lymph Nodes	-	-	-	-	-	-	-	-	-	-	-	-	-	-	-	-	-	-	-
C78	Sec Resp & Digestive	-	-	-	-	-	-	-	-	-	-	-	-	-	-	-	-	-	-	-
C79	Sec Others	-	-	-	-	-	-	-	-	-	-	-	-	-	-	-	-	-	-	-
C81	Hodgkins Disease	-	-	-	-	-	-	-	-	-	-	-	-	-	-	-	-	-	-	-
C82-85,C96	NHL	-	-	-	-	-	-	-	-	-	-	-	-	-	-	-	1	-	1	0.46
C90	Multiple Myeloma	-	-	-	-	-	-	-	-	-	-	-	-	-	-	-	-	-	-	-
C91	Lymphoid Leuk.	-	-	-	-	-	-	-	-	-	-	-	-	-	-	-	-	-	-	-
C92-94	Myeloid Leukaemia	1	1	1	-	-	-	-	-	-	-	1	-	-	-	1	-	-	5	2.29
C95	Leukaemia Uns	2	1	-	-	1	-	1	-	-	-	-	-	-	-	-	-	-	5	2.29
O&U	Other and Uns	-	-	2	-	-	2	2	-	5	5	2	3	7	7	7	11	1	54	24.77
	All Sites	4	2	3	1	1	5	9	4	17	13	21	19	24	32	32	30	1	218	100.00

TABLE: MIO-7(a):
Average Annual Age Specific, Crude (CR), Age Adjusted (AAR) (with Standard Error(SE)) and
Truncated (35-64 Yrs) (TR) Mortality Rate per 100,000 population: 2005-2006 - Males
Mizoram State - excl. Aizawl District

ICD-10	0-4	5-9	10-14	15-19	20-24	25-29	30-34	35-39	40-44	45-49	50-54	55-59	60-64	65-69	70-74	>75	CR	AAR	SE	TR
C00	-	-	-	-	-	-	-	-	-	-	-	-	-	-	-	-	-	-	-	-
C01-02	-	-	-	-	-	-	-	-	2.8	3.5	-	-	-	-	-	-	0.3	0.4	0.27	1.2
C03-06	-	-	-	-	-	-	-	-	-	-	4.0	-	8.1	-	-	-	0.3	0.5	0.38	1.7
C07-8	-	-	-	-	-	-	-	-	-	-	-	-	-	-	-	-	-	-	-	-
C09	-	-	-	-	-	-	-	-	-	-	4.0	-	-	-	-	-	0.2	0.2	0.20	0.6
C10	-	-	-	-	-	-	-	-	-	-	-	6.1	-	10.1	-	-	0.3	0.5	0.39	0.8
C11	-	-	-	-	-	-	-	-	-	-	4.0	6.1	8.1	-	-	-	0.5	0.8	0.45	2.5
C12-13	-	-	-	-	-	-	-	-	8.4	-	-	-	-	-	13.0	12.1	0.8	1.0	0.46	1.6
C14	-	-	-	-	-	-	-	-	2.8	7.0	7.9	6.1	-	-	13.0	24.1	1.4	2.0	0.66	4.0
C15	-	-	-	-	-	-	-	2.3	11.2	10.4	11.9	36.5	40.4	-	13.0	24.1	3.8	5.8	1.20	16.5
C16	-	2.5	-	-	-	-	-	4.5	13.9	31.3	19.8	73.0	105.1	91.2	65.0	144.7	11.2	18.3	2.18	35.8
C17	-	-	-	-	-	-	-	-	-	-	-	-	-	10.1	-	-	0.2	0.3	0.30	-
C18	-	-	-	-	-	-	-	-	-	-	-	-	-	-	-	-	-	-	-	-
C19-20	-	-	-	-	-	-	4.8	-	-	-	-	6.1	-	-	-	-	0.5	0.5	0.32	0.8
C21	-	-	-	-	-	-	-	-	-	-	-	-	-	-	13.0	-	0.2	0.3	0.26	-
C22	-	-	-	-	-	1.8	2.4	4.5	-	10.4	4.0	-	-	30.4	39.0	12.1	2.3	3.3	0.89	3.5
C23-24	-	-	-	-	-	-	-	-	-	-	-	-	8.1	-	-	-	0.2	0.3	0.32	1.0
C25	-	-	-	-	-	-	-	-	-	3.5	-	-	-	-	-	-	0.2	0.2	0.21	0.7
C30-31	-	-	-	-	-	-	-	-	-	-	-	6.1	-	-	-	-	0.2	0.2	0.24	0.8
C32	-	-	-	-	-	-	-	-	2.8	-	-	-	-	-	-	-	0.2	0.2	0.17	0.5
C33-34	-	-	-	-	-	-	4.8	4.5	2.8	7.0	19.8	67.0	64.7	60.8	78.1	96.5	7.7	12.7	1.82	22.9
C37-38	-	-	-	-	-	-	-	-	-	3.5	-	-	-	-	-	-	0.2	0.2	0.21	0.7
C40-41	-	-	-	-	-	-	-	-	-	-	-	-	8.1	-	-	-	0.2	0.3	0.32	1.0
C43	-	-	-	-	-	-	-	-	-	-	-	-	-	-	13.0	-	0.2	0.3	0.26	-
C44	-	-	-	-	-	-	-	-	-	-	-	-	-	10.1	-	-	0.2	0.3	0.30	-
C45	-	-	-	-	-	-	-	-	-	-	-	-	-	-	-	-	-	-	-	-
C46	-	-	-	-	-	-	-	-	-	-	-	-	-	-	-	-	-	-	-	-
C47+C49	-	-	-	-	-	-	-	2.8	-	4.0	6.1	-	-	-	13.0	-	0.6	0.9	0.44	2.0
C50	-	-	-	-	-	-	-	-	-	-	-	-	-	-	-	-	-	-	-	-
C60	-	-	-	-	-	-	-	-	-	-	-	-	8.1	-	13.0	12.1	0.5	0.8	0.48	1.0
C61	-	-	-	-	-	-	-	-	-	-	-	-	-	-	-	12.1	0.2	0.2	0.24	-
C62	-	-	-	-	-	-	-	-	-	-	-	-	-	-	-	-	-	-	-	-
C63	-	-	-	-	-	-	-	-	-	-	-	-	-	-	-	-	-	-	-	-
C64	2.7	-	-	-	-	-	-	-	-	-	-	-	-	-	-	-	0.3	0.3	0.23	-
C65	-	-	-	-	-	-	-	-	-	-	-	-	-	-	-	-	-	-	-	-
C66	-	-	-	-	-	-	-	-	-	-	-	-	-	-	-	-	-	-	-	-
C67	-	-	-	-	-	-	-	-	-	-	-	-	-	-	-	-	-	-	-	-
C68	-	-	-	-	-	-	-	-	-	-	-	-	-	-	-	-	-	-	-	-
C69	-	-	-	-	-	-	-	-	-	-	-	-	-	-	-	-	-	-	-	-
C70-72	-	-	-	-	-	-	-	-	5.6	3.5	4.0	-	8.1	-	-	-	0.8	1.1	0.49	3.4
C73	-	-	-	-	-	-	-	-	-	-	-	6.1	-	10.1	-	-	0.3	0.5	0.39	0.8
C74	-	-	-	-	-	-	-	-	-	-	-	-	-	-	-	-	-	-	-	-
C77	-	-	-	-	-	-	-	-	-	-	-	6.1	-	-	-	12.1	0.3	0.5	0.34	0.8
C78	-	-	-	-	-	-	-	-	-	-	-	-	-	-	-	-	-	-	-	-
C79	-	-	-	-	-	-	-	-	-	-	-	-	-	-	-	-	-	-	-	-
C81	-	-	-	-	-	-	-	2.8	-	-	-	-	-	-	-	-	0.2	0.2	0.17	0.5
C82-85,C96	-	-	-	-	-	-	-	-	-	-	-	-	-	-	-	-	-	-	-	-
C90	-	-	-	-	-	-	-	-	-	-	-	-	-	-	-	12.1	0.2	0.2	0.24	-
C91	-	-	2.4	-	-	-	-	-	-	-	-	-	8.1	-	-	-	0.5	0.5	0.36	1.0
C92-94	-	-	-	-	-	-	-	-	2.8	-	-	-	-	-	-	-	0.2	0.2	0.17	0.5
C95	1.3	1.2	-	-	3.1	-	-	-	-	-	-	-	8.1	-	-	12.1	0.9	1.1	0.48	1.0
O&U	5.3	-	1.2	-	-	1.8	2.4	13.5	19.5	17.4	31.7	73.0	48.5	152.1	52.0	156.7	12.7	19.3	2.18	30.6
All	9.3	3.7	3.6	-	3.1	3.6	14.4	29.3	78.1	97.5	115.0	298.3	323.3	375.1	325.2	530.5	48.1	74.5	4.31	138.4

TABLE: MIO-7(b):
Average Annual Age Specific, Crude (CR), Age Adjusted (AAR) (with Standard Error(SE)) and
Truncated (35-64 Yrs) (TR) Mortality Rate per 100,000 population: 2005-2006 - Females
Mizoram State - excl. Aizawl District

ICD-10	0-4	5-9	10-14	15-19	20-24	25-29	30-34	35-39	40-44	45-49	50-54	55-59	60-64	65-69	70-74	>75	CR	AAR	SE	TR
C00	-	-	-	-	-	-	-	-	-	-	-	-	-	-	-	-	-	-	-	-
C01-02	-	-	-	-	-	-	-	-	-	-	-	-	-	-	-	-	-	-	-	-
C03-06	-	-	-	-	-	-	-	-	-	-	-	14.4	-	-	-	-	0.3	0.6	0.41	1.9
C07-8	-	-	-	-	-	-	-	-	-	-	-	-	-	-	-	-	-	-	-	-
C09	-	-	-	-	-	-	-	-	-	-	-	-	-	-	-	-	-	-	-	-
C10	-	-	-	-	-	-	-	-	-	-	-	-	-	-	-	-	-	-	-	-
C11	-	-	-	-	-	-	-	-	-	-	-	7.2	-	10.8	-	-	0.3	0.6	0.43	0.9
C12-13	-	-	-	-	-	-	-	-	-	-	-	-	-	-	-	-	-	-	-	-
C14	-	-	-	-	-	-	-	-	-	-	4.6	-	-	10.8	13.8	-	0.5	0.8	0.48	0.7
C15	-	-	-	-	-	-	-	-	3.0	-	4.6	7.2	-	-	27.5	11.9	1.0	1.5	0.61	2.3
C16	-	-	-	-	-	-	-	-	3.0	3.8	27.8	28.7	43.2	118.9	124.0	59.4	6.8	11.9	1.86	15.1
C17	-	-	-	-	-	-	-	-	-	-	-	-	-	-	-	-	-	-	-	-
C18	-	-	-	-	-	-	-	5.1	-	-	-	-	-	-	-	-	0.3	0.3	0.22	1.0
C19-20	-	-	-	-	-	-	2.7	-	-	-	4.6	-	-	-	13.8	35.7	1.0	1.4	0.57	0.7
C21	-	-	-	-	-	-	-	-	-	-	-	-	-	-	-	-	-	-	-	-
C22	-	-	-	-	-	-	-	-	-	11.4	4.6	14.4	-	-	13.8	11.9	1.3	2.0	0.71	4.8
C23-24	-	-	-	-	-	-	-	-	3.0	-	4.6	7.2	-	10.8	-	-	0.7	1.0	0.52	2.3
C25	-	-	-	-	-	-	-	-	-	-	-	-	-	-	-	-	-	-	-	-
C30-31	-	-	-	-	-	-	-	-	-	-	-	-	-	-	-	-	-	-	-	-
C32	-	-	-	-	-	-	-	-	-	-	-	-	-	-	-	-	-	-	-	-
C33-34	-	-	-	-	-	2.0	2.7	-	8.9	-	18.5	21.5	86.4	86.5	82.6	83.2	7.0	12.0	1.87	18.6
C37-38	-	-	-	-	-	-	-	-	-	-	-	-	-	-	-	-	-	-	-	-
C40-41	-	-	-	1.5	-	-	-	-	-	-	-	-	-	-	-	-	0.2	0.1	0.13	-
C43	-	-	-	-	-	-	-	-	-	-	-	-	-	-	-	-	-	-	-	-
C44	-	-	-	-	-	-	2.7	-	-	-	-	-	-	-	-	-	0.2	0.2	0.16	-
C45	-	-	-	-	-	-	-	-	-	-	-	-	-	-	-	-	-	-	-	-
C46	-	-	-	-	-	-	-	-	-	-	-	-	-	-	-	-	-	-	-	-
C47+C49	-	-	-	-	-	2.0	2.7	-	-	-	-	-	8.6	10.8	-	-	0.7	1.0	0.53	1.1
C50	-	-	-	-	-	2.0	-	-	8.9	-	4.6	14.4	-	-	27.5	-	1.5	2.1	0.70	4.3
C51	-	-	-	-	-	-	-	-	-	-	-	-	-	-	-	-	-	-	-	-
C52	-	-	-	-	-	-	-	-	-	-	-	-	-	-	-	-	-	-	-	-
C53	-	-	-	-	-	-	2.7	5.1	6.0	15.2	4.6	-	-	21.6	27.5	-	2.3	3.2	0.87	5.8
C54	-	-	-	-	-	-	-	-	-	-	-	-	-	-	-	-	-	-	-	-
C55	-	-	-	-	-	-	-	-	-	-	-	-	-	-	-	-	-	-	-	-
C56	-	-	-	-	-	-	2.7	-	-	-	4.6	-	-	-	-	-	0.3	0.4	0.28	0.7
C57	-	-	-	-	-	-	-	-	-	-	-	-	-	-	-	-	-	-	-	-
C58	-	-	-	-	-	-	-	-	-	-	-	-	-	-	-	-	-	-	-	-
C64	1.4	-	-	-	-	-	-	-	3.0	-	-	-	-	-	-	-	0.3	0.3	0.24	0.6
C65	-	-	-	-	-	-	-	-	-	-	-	-	-	-	-	-	-	-	-	-
C66	-	-	-	-	-	-	-	-	-	-	-	-	-	-	-	-	-	-	-	-
C67	-	-	-	-	-	-	-	-	-	-	-	-	8.6	-	-	-	0.2	0.3	0.35	1.1
C68	-	-	-	-	-	-	-	-	-	-	-	-	-	-	-	-	-	-	-	-
C69	-	-	-	-	-	-	-	-	-	-	-	-	-	-	-	-	-	-	-	-
C70-72	-	-	-	-	-	-	-	-	-	-	-	-	-	-	-	-	-	-	-	-
C73	-	-	-	-	-	-	-	-	-	-	-	-	-	-	-	11.9	0.2	0.2	0.24	-
C74	-	-	-	-	-	-	-	-	-	-	-	-	-	-	-	-	-	-	-	-
C77	-	-	-	-	-	-	-	-	-	-	-	-	-	-	-	-	-	-	-	-
C78	-	-	-	-	-	-	-	-	-	-	-	-	-	-	-	-	-	-	-	-
C79	-	-	-	-	-	-	-	-	-	-	-	-	-	-	-	-	-	-	-	-
C81	-	-	-	-	-	-	-	-	-	-	-	-	-	-	-	-	-	-	-	-
C82-85,C96	-	-	-	-	-	-	-	-	-	-	-	-	-	-	-	11.9	0.2	0.2	0.24	-
C90	-	-	-	-	-	-	-	-	-	-	-	-	-	-	-	-	-	-	-	-
C91	-	-	-	-	-	-	-	-	-	-	-	-	-	-	-	-	-	-	-	-
C92-94	1.4	1.3	1.3	-	-	-	-	-	-	-	4.6	-	-	-	13.8	-	0.8	0.9	0.43	0.7
C95	2.8	1.3	-	-	1.6	-	2.7	-	-	-	-	-	-	-	-	-	0.8	0.8	0.34	-
O&U	-	-	2.6	-	-	4.0	5.4	-	14.9	19.0	9.3	21.5	60.5	75.7	96.4	130.8	8.8	13.5	1.90	18.6
All	5.5	2.6	3.8	1.5	1.6	10.0	24.3	10.2	50.7	49.5	97.4	136.3	207.3	346.0	440.8	356.7	35.5	55.4	3.86	81.4

TABLE: MIO-8(a): Cumulative Rate (Cu.Rate%) & Cumulative Risk (Cu.Risk) of Individual Sites (ICD-10) Based Age Specific Rates (from 0-64 Years and from 0-74 Years) : 2005-2006 - Males**Mizoram State - Excl. Aizawl District**

ICD-10	Site	0 - 64 Years		0 - 74 Years	
		Cu. Rate %	Cu. Risk	Cu. Rate%	Cu. Risk
C00	Lip	0.01	0.01	0.01	0.01
C01-02	Tongue	0.13	0.13	0.13	0.13
C03-06	Mouth	0.09	0.09	0.14	0.14
C07-8	SalivaryGland	-	-	-	-
C09	Tonsil	0.17	0.17	0.17	0.17
C10	Oth. Oropharynx	0.13	0.13	0.13	0.13
C11	Nasopharynx	0.45	0.45	0.71	0.70
C12-13	Hypopharynx	0.66	0.66	0.71	0.71
C14	Pharynx Unspecified	0.13	0.13	0.20	0.20
C15	Oesophagus	1.35	1.34	1.56	1.54
C16	Stomach	2.87	2.83	5.02	4.89
C17	Small Intestine	0.01	0.01	0.12	0.12
C18	Colon	0.04	0.04	0.17	0.17
C19-20	Rectum	0.11	0.11	0.27	0.27
C21	Anus & Anal Canal	-	-	0.07	0.07
C22	Liver	0.20	0.20	0.67	0.66
C23-24	Gallbladder etc.	0.10	0.10	0.17	0.17
C25	Pancreas	0.18	0.18	0.23	0.23
C30-31	Nose, Sinuses etc.	0.06	0.06	0.06	0.06
C32	Larynx	0.16	0.16	0.22	0.22
C33-34	Lung etc.	1.25	1.24	2.32	2.29
C37-38	Other Thoracic Organs	0.02	0.02	0.02	0.02
C40-41	Bone	0.01	0.01	0.01	0.01
C43	Melanoma of Skin	-	-	-	-
C44	Other Skin	0.03	0.03	0.15	0.15
C45	Mesothelioma	-	-	-	-
C46	Kaposi Sarcoma	-	-	-	-
C47+C49	Conn. & Soft Tissue	0.11	0.11	0.24	0.24
C50	Breast	-	-	0.07	0.07
C60	Penis	0.10	0.10	0.17	0.17
C61	Prostate	-	-	0.13	0.13
C62	Testis	0.02	0.02	0.02	0.02
C63	Other Male Genital	-	-	-	-
C64	Kidneyetc.	0.04	0.04	0.09	0.09
C65	Renal Pelvis	-	-	-	-
C66	Ureter	-	-	-	-
C67	Bladder	0.07	0.07	0.07	0.07
C68	Uns.UrinaryOrgans	-	-	-	-
C69	Eye	0.02	0.02	0.02	0.02
C70-72	Brain,Nervous System	0.11	0.11	0.11	0.11
C73	Thyroid	-	-	0.05	0.05
C74	Adrenal Gland	-	-	-	-
C77	Sec Lymph Nodes	0.04	0.04	0.04	0.04
C78	Sec Resp& Digestive	-	-	-	-
C79	Sec Others	-	-	-	-
C81	Hodgkins Disease	0.03	0.03	0.03	0.03
C82-85,C96	NHL	0.12	0.12	0.22	0.22
C90	Multiple Myeloma	0.02	0.02	0.02	0.02
C91	Lymphoid Leuk.	0.10	0.10	0.10	0.10
C92-94	Myeloid Leukaemia	0.10	0.10	0.10	0.10
C95	Leukaemia Uns	0.07	0.07	0.07	0.07
O&U	Other and Uns	1.21	1.20	2.35	2.32
	All Sites	10.33	9.81	17.12	15.73

TABLE: MIO-8(b): Cumulative Rate (Cu.Rate%) & Cumulative Risk (Cu.Risk) of Individual Sites (ICD-10) Based Age Specific Rates (from 0-64 Years and from 0-74 Years) : 2005-2006 - Females**Mizoram State - Excl. Aizawl District**

ICD-10	Site	0 - 64 Years		0 - 74 Years	
		Cu. Rate %	Cu. Risk	Cu. Rate%	Cu. Risk
C00	Lip	-	-	-	-
C01-02	Tongue	-	-	0.07	0.07
C03-06	Mouth	0.13	0.13	0.20	0.20
C07-8	SalivaryGland	-	-	0.14	0.14
C09	Tonsil	0.02	0.02	0.02	0.02
C10	Oth. Oropharynx	-	-	-	-
C11	Nasopharynx	0.16	0.16	0.30	0.30
C12-13	Hypopharynx	0.12	0.12	0.12	0.12
C14	Pharynx Unspecified	0.02	0.02	0.15	0.15
C15	Oesophagus	0.17	0.17	0.36	0.36
C16	Stomach	1.45	1.44	3.26	3.20
C17	Small Intestine	0.01	0.01	0.01	0.01
C18	Colon	0.12	0.12	0.12	0.12
C19-20	Rectum	0.17	0.17	0.47	0.47
C21	Anus & Anal Canal	0.01	0.01	0.01	0.01
C22	Liver	0.34	0.34	0.47	0.47
C23-24	Gallbladder etc.	0.10	0.10	0.15	0.15
C25	Pancreas	0.02	0.02	0.02	0.02
C30-31	Nose, Sinuses etc.	0.02	0.02	0.02	0.02
C32	Larynx	0.08	0.08	0.08	0.08
C33-34	Lung etc.	1.44	1.43	2.97	2.93
C37-38	Other Thoracic Organs	-	-	-	-
C40-41	Bone	0.01	0.01	0.01	0.01
C43	Melanoma of Skin	-	-	-	-
C44	Other Skin	0.09	0.09	0.14	0.14
C45	Mesothelioma	-	-	-	-
C46	Kaposi Sarcoma	-	-	-	-
C47+C49	Conn. & Soft Tissue	0.06	0.06	0.11	0.11
C50	Breast	0.76	0.76	1.37	1.36
C51	Vulva	0.03	0.03	0.03	0.03
C52	Vagina	-	-	-	-
C53	Cervix Uteri	1.00	0.99	1.36	1.35
C54	Corpus Uteri	0.05	0.05	0.05	0.05
C55	Uterus Unspecified	0.03	0.03	0.03	0.03
C56	Ovary etc.	0.09	0.09	0.20	0.20
C57	Other Female Genital	0.01	0.01	0.01	0.01
C58	Placenta	0.10	0.10	0.10	0.10
C64	Kidneyetc.	0.02	0.02	0.02	0.02
C65	Renal Pelvis	-	-	-	-
C66	Ureter	-	-	-	-
C67	Bladder	0.06	0.06	0.13	0.13
C68	Uns.UrinaryOrgans	-	-	-	-
C69	Eye	0.01	0.01	0.08	0.08
C70-72	Brain,Nervous System	-	-	0.05	0.05
C73	Thyroid	0.11	0.11	0.17	0.17
C74	Adrenal Gland	-	-	-	-
C77	Sec Lymph Nodes	0.05	0.05	0.05	0.05
C78	Sec Resp& Digestive	-	-	-	-
C79	Sec Others	-	-	-	-
C81	Hodgkins Disease	-	-	-	-
C82-85,C96	NHL	0.04	0.04	0.04	0.04
C90	Multiple Myeloma	-	-	-	-
C91	Lymphoid Leuk.	0.01	0.01	0.01	0.01
C92-94	Myeloid Leukaemia	0.06	0.06	0.18	0.18
C95	Leukaemia Uns	0.08	0.08	0.08	0.08
O&U	Other and Uns	1.02	1.02	2.06	2.04
	All Sites	8.12	7.80	15.27	14.16

POPULATION BASED CANCER REGISTRY, SIKKIM STATE Sir Thutob Namgyal Memorial Hospital, Gangtok

Dr. R.L. Sharma, Director cum Medical Superintendent

Dr. Yogesh Verma, Principal Investigator

Dr. Prakash Pradhan, Co-Principal Investigator.

The population based cancer registry was commenced in July 2003 with the main objective of assessing the magnitude and type of various cancers in Sikkim. The registry was started with the support of the Regional Medical Research Centre, Dibrugarh under the National Cancer Registry Programme, of the ICMR.

Sikkim is one of the North-Eastern States of India and is bordered by three international borders. China in the North, Nepal in the West and Bhutan in the East. The terrain of Sikkim is mountainous and the population sparse and scattered. The total population as per the 2001 census was 5,40,851/-Sikkim Population Based Cancer Registry covers the entire state of Sikkim with an area of 7,096 sq.km.

The registration of cancer cases is done by active registration. The sources of data collection include all the government hospitals, private clinics, the Sikkim Manipal Institute of Medical sciences, primary health centres and Birth and Death records office.

Sikkim does not have a dedicated cancer treatment centre and hence most of the patients diagnosed with cancer are sent out for treatment to Kolkata, New Delhi and Mumbai. The Government of Sikkim provides financial assistance to domicile and government employees of the state. Because of this unique referral system the registry staff is able to register cases from the referral system which maintains a single register for the whole state. Over a period of time most of the patients registered are interviewed to collect socio-demographic details. Information on clinical items such as stage of disease, treatment details, primary site of tumour (when not available) are obtained by the social Investigator from the patient when they return from the cancer treatment facilities.

Information on death is collected from the office of the Birth and Deaths located at Gangtok. However where the details like name, cause of death is not available, Social Investigator visits all the government hospitals and PHCs of the state to update the records. All the deaths in the state are compiled and matched with the incident data. Mortality data is also collected from obituary columns of different local newspapers and matched with incident cancer cases.

The registry enjoys good cooperation from all health care facilities in Sikkim with thirty seven sources of registration. To update our database and for the sake of completeness of core proforma the registry

writes to cancer hospitals with patient details for further information on identification of primary site, clinical extent of disease and treatment provided.

The staff of the cancer registry including the Principal Investigator have been trained in cancer case abstraction and coding.

Communication with certain cancer facilities in Mumbai (Tata Memorial Hospital), Kolkata (Cancer welfare Home) Delhi (Rajiv Gandhi cancer Hospital) Siliguri (North Bengal Oncology Centre) has been established and they have responded to our request. The information received from the cancer hospitals has helped us in updating our data as far as clinical extent of disease, primary site and treatment is concerned. This also gives an idea on the completeness of information as far as cases is concerned and gives information on the number of cases being missed. Fortunately the number of cases being missed is very negligible. However the cancer Registry in Sikkim is in its infancy and the registry staff is developing its own strategies which are specific to the state to ensure completeness.

Mortality information is fairly accurate as all deaths in the state is matched with the cancer mortality and information is extracted.

The quality of data over the previous years has improved as the registry is gaining in experience. Microscopic diagnosis of cases registered in the registry has improved from 53.8 % to 68.1% in males and 58.8% to 70.6% in Females.

ACKNOWLEDGEMENTS

Population Based Cancer Registry would like to acknowledge the support of the Department of Health Care, Human Service and Family Welfare, Government of Sikkim, Registrar of Birth and Deaths. All the doctors and staff of Sir Thutob Namgyal Memorial Hospital, all departments of Sikkim Manipal Institute of Medical Sciences, Tadong, Private clinics and Laboratories, Cancer Welfare Home, Kolkata, Tata Memorial Hospital, Mumbai and North Bengal Oncology Centre, Siliguri for their kind support in providing data.

Registry Staff (PBCR), Gangtok

Dr. Nirmal Kumar Gurung	:	Research officer
Mr. Saroj Deep Sapkota	:	Computer Programmer
Mr. Prakash Sundas	:	Social Investigator
Mr. Pranay Giri	:	Social Investigator

Figure SKM - 1

Population Pyramid showing Age Distribution: 2005-2006

Sikkim State

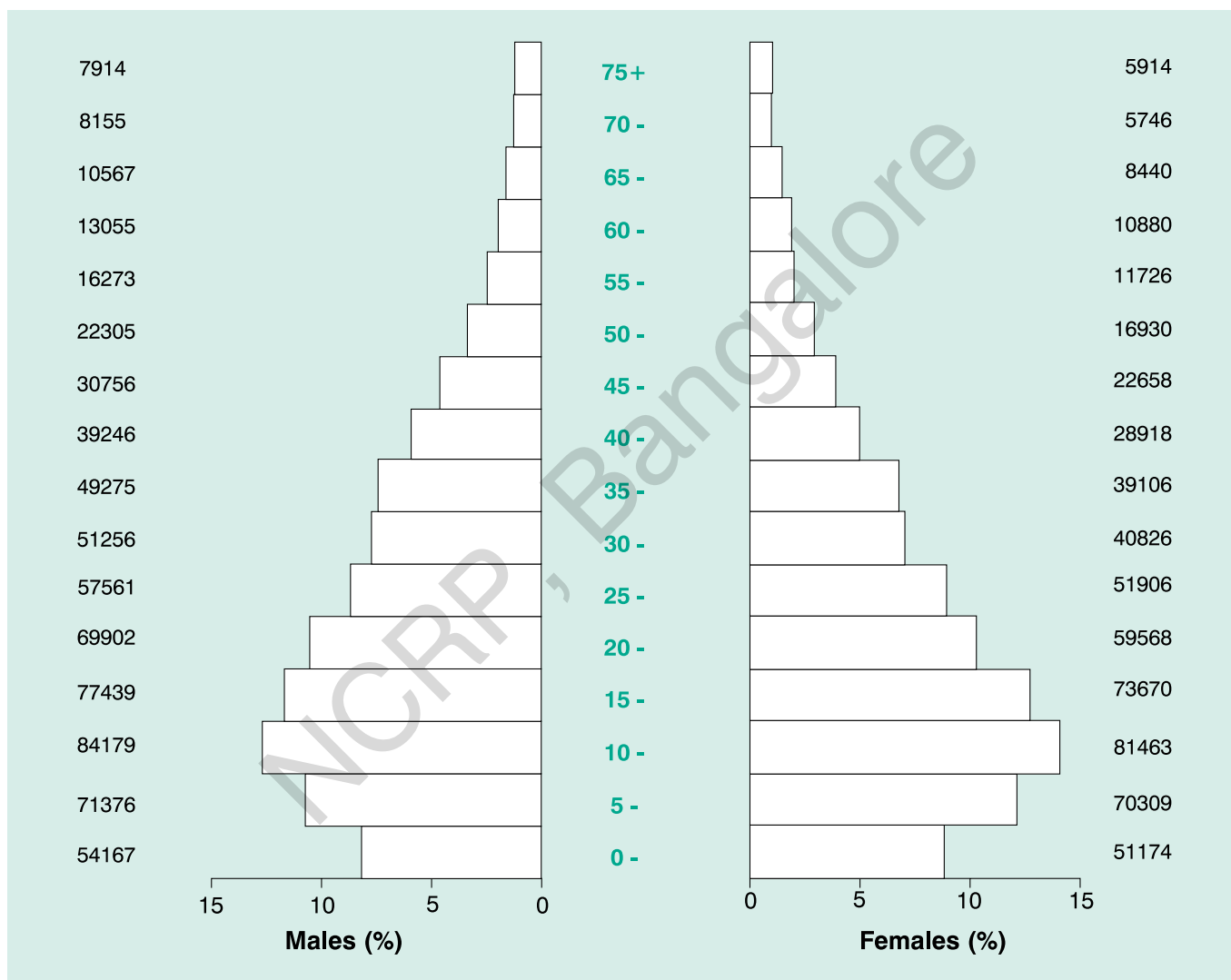


TABLE: SKM - 1**Population by Five Year Age Group and Gender: 2005-2006***Number and Relative Proportion (%)***Sikkim State**

Age Group	MALES		FEMALES		TOTAL	
	Number	%	Number	%	Number	%
0-4	54167	8.16	51174	8.83	105341	8.48
5-9	71376	10.76	70309	12.14	141686	11.40
10-14	84179	12.69	81463	14.06	165642	13.33
15-19	77439	11.67	73670	12.72	151109	12.16
20-24	69902	10.54	59568	10.28	129470	10.42
25-29	57561	8.68	51906	8.96	109468	8.81
30-34	51256	7.73	40826	7.05	92082	7.41
35-39	49275	7.43	39106	6.75	88381	7.11
40-44	39246	5.92	28918	4.99	68164	5.49
45-49	30756	4.64	22658	3.91	53414	4.30
50-54	22305	3.36	16930	2.92	39236	3.16
55-59	16273	2.45	11726	2.02	27999	2.25
60-64	13055	1.97	10880	1.88	23935	1.93
65-69	10567	1.59	8440	1.46	19008	1.53
70-74	8155	1.23	5746	0.99	13901	1.12
75+	7914	1.19	5914	1.02	13829	1.11
Total	663427	100.00	579235	100.00	1242663	100.00

TABLE : SKM- 2
Main Sources of Registration of Incident Cases of Cancer : 2005-2006
Sikkim State

Name of the Institution (Source Code)	Number	%
STNM Hospital, Gangtok (1)	482	63.01
Births and Deaths, Kazi Road, Gangtok (7)	87	11.37
District Hospital, Singtam (3)	78	10.20
Private Clinic (32)	37	4.84
District Hospital, Namchi (6)	28	3.66
District Hospital, Gyalshing (4)	7	0.92
Cancer Welfare Home, Thakurpukur (34)	3	0.39
Rinchenpong PHC (19)	2	0.26
TATA Memorial Hospital (37)	2	0.26
Others (999)	39	5.10
Total	765	100.00

The numbers and proportion listed are the minimum number of cases. Institutions could have registered / reported more cases, since duplicate registrations and non-resident/registry cases are not included.

**TABLE SKM-3 (a): Number of Incident Cancers by Five Year Age Group and Site (ICD-10):
2005-2006 – Males**

% = Relative Proportion of Cancers of All Sites.

Sikkim State

ICD-10	Site	0-4	5-9	10-14	15-19	20-24	25-29	30-34	35-39	40-44	45-49	50-54	55-59	60-64	65-69	70-74	75+	Unkn	Total	%
C00	Lip	-	-	-	-	-	-	-	-	-	-	-	1	-	2	1	-	-	4	0.99
C01-02	Tongue	-	-	-	-	-	-	-	-	-	-	-	3	-	1	5	-	-	9	2.23
C03-06	Mouth	-	-	-	-	-	-	-	-	-	1	-	-	4	3	2	1	1	12	2.97
C07-8	Salivary Gland	-	-	-	-	1	-	-	-	1	-	-	-	-	-	-	-	-	2	0.50
C09	Tonsil	-	-	-	-	-	-	-	-	-	-	-	1	-	2	-	-	-	3	0.74
C10	Oth. Oropharynx	-	-	-	-	-	-	-	-	-	-	-	-	-	1	-	-	-	1	0.25
C11	Nasopharynx	-	-	-	-	-	-	2	3	-	5	2	2	-	-	-	-	-	14	3.47
C12-13	Hypopharynx	-	-	-	-	-	-	-	-	1	3	1	3	2	2	5	2	-	19	4.70
C14	Pharynx Unspecified	-	-	-	-	-	-	-	-	-	-	-	1	1	1	1	1	-	5	1.24
C15	Oesophagus	-	-	-	-	-	-	-	2	2	2	4	6	6	6	7	5	-	40	9.90
C16	Stomach	-	-	-	1	-	-	2	-	-	1	5	10	8	4	12	8	-	51	12.62
C17	Small Intestine	-	-	-	-	1	-	-	-	-	-	-	-	1	-	-	-	-	2	0.50
C18	Colon	-	-	-	-	-	-	-	-	-	-	1	-	-	1	-	1	-	3	0.74
C19-20	Rectum	-	-	-	-	-	-	-	1	-	1	4	1	3	2	1	-	-	13	3.22
C21	Anus & Anal Canal	-	-	-	-	-	-	-	-	-	-	-	1	-	-	-	-	-	1	0.25
C22	Liver	-	-	1	-	1	1	-	1	1	4	-	2	2	8	6	9	-	36	8.91
C23-24	Gallbladder etc.	-	-	-	-	-	1	-	-	1	-	1	1	-	-	3	3	-	10	2.48
C25	Pancreas	-	-	-	-	-	-	-	-	-	1	1	2	-	1	-	2	-	7	1.73
C30-31	Nose, Sinuses etc.	-	-	-	-	-	1	-	-	-	-	1	-	-	-	-	-	-	2	0.50
C32	Larynx	-	-	-	-	-	-	1	-	-	2	2	-	6	5	2	2	-	20	4.95
C33-34	Lung etc.	-	-	-	-	-	-	-	-	-	3	1	4	3	3	6	9	-	29	7.18
C37-38	Other Thoracic Organs	-	-	-	-	-	-	-	-	-	-	-	-	-	-	-	-	-	-	-
C40-41	Bone	-	-	-	-	-	1	1	1	3	1	-	-	1	-	1	-	-	9	2.23
C43	Melanoma of Skin	-	-	-	-	-	-	-	-	-	-	-	-	-	-	-	-	-	-	-
C44	Other Skin	-	-	-	-	-	2	-	-	-	-	1	1	-	1	3	3	-	11	2.72
C45	Mesothelioma	-	-	-	-	-	-	-	-	-	-	-	-	-	-	-	-	-	-	-
C46	Kaposi Sarcoma	-	-	-	-	-	-	-	-	-	-	-	-	-	-	-	-	-	-	-
C47+C49	Conn. & Soft Tissue	-	-	-	-	-	1	-	-	-	1	-	-	-	1	-	-	-	3	0.74
C50	Breast	-	-	-	-	-	-	-	-	-	-	-	-	-	-	-	-	-	-	-
C60	Penis	-	-	-	-	-	-	-	2	-	-	3	-	1	-	-	-	-	6	1.49
C61	Prostate	-	-	-	-	-	-	-	-	-	-	-	1	-	1	1	-	-	3	0.74
C62	Testis	-	-	-	-	-	-	-	2	-	-	-	-	-	-	-	-	-	2	0.50
C63	Other Male Genital	-	-	-	-	-	-	-	-	-	-	-	-	-	-	-	-	-	-	-
C64	Kidney etc.	1	-	-	-	-	-	-	-	-	-	-	1	1	-	-	-	-	3	0.74
C65	Renal Pelvis	-	-	-	-	-	-	-	-	-	-	-	-	-	-	-	-	-	-	-
C66	Ureter	-	-	-	-	-	-	-	-	-	-	-	-	-	-	-	-	-	-	-
C67	Bladder	-	-	-	1	-	-	-	-	-	1	-	1	1	-	1	3	-	8	1.98
C68	Uns. Urinary Organs	-	-	-	-	-	-	-	-	-	-	-	-	-	-	-	-	-	-	-
C69	Eye	-	-	-	-	-	-	-	-	-	-	-	-	-	-	-	-	-	-	-
C70-72	Brain, Nervous System	-	2	-	-	-	1	1	2	1	-	1	1	1	1	-	-	-	11	2.72
C73	Thyroid	-	-	-	-	1	-	-	1	1	1	-	2	2	2	-	1	-	11	2.72
C74	Adrenal Gland	-	-	-	-	-	-	-	-	-	-	-	-	-	-	-	-	-	-	-
C77	Sec Lymph Nodes	-	-	-	-	-	-	-	-	-	-	-	-	-	-	-	-	-	-	-
C78	Sec Resp & Digestive	-	-	-	-	-	-	-	-	-	-	-	-	-	-	-	-	-	-	-
C79	Sec Others	-	-	-	-	-	-	-	-	-	-	-	-	-	-	-	-	-	-	-
C81	Hodgkins Disease	-	-	-	-	-	-	-	-	-	-	-	-	-	-	-	1	-	1	0.25
C82-85,C96	NHL	-	-	-	-	-	-	-	-	-	-	1	-	-	-	-	-	-	1	0.25
C90	Multiple Myeloma	-	1	-	-	-	-	-	-	-	-	-	-	-	1	-	-	-	2	0.50
C91	Lymphoid Leuk.	-	1	1	1	-	-	-	-	-	-	-	-	-	-	-	-	-	3	0.74
C92-94	Myeloid Leukaemia	-	-	1	-	-	-	-	-	1	-	-	-	1	-	1	-	-	4	0.99
C95	Leukaemia Uns	-	-	-	-	-	-	-	-	-	-	-	-	-	-	-	-	-	-	-
O&U	Other and Uns	-	-	-	-	1	1	-	-	2	5	4	2	8	7	7	6	-	43	10.64
	All Sites	1	4	3	3	5	9	7	15	14	32	33	47	52	56	66	56	1	404	100.00

**TABLE SKM-3 (b): Number of Incident Cancers by Five Year Age Group and Site (ICD-10):
2005-2006 – Females**

% = Relative Proportion of Cancers of All Sites.

Sikkim State

ICD-10	Site	0-4	5-9	10-14	15-19	20-24	25-29	30-34	35-39	40-44	45-49	50-54	55-59	60-64	65-69	70-74	75+	Unkn	Total	%
C00	Lip	-	-	-	-	-	-	-	-	-	-	-	1	-	-	-	-	-	1	0.28
C01-02	Tongue	-	-	-	-	-	-	-	-	-	1	-	2	3	1	1	-	-	8	2.22
C03-06	Mouth	-	-	-	-	-	-	-	1	-	-	2	-	2	-	1	-	-	6	1.66
C07-8	Salivary Gland	-	-	-	-	-	1	-	-	-	-	-	1	-	-	-	-	-	2	0.55
C09	Tonsil	-	-	-	-	-	-	-	-	-	1	-	-	5	-	1	-	-	7	1.94
C10	Oth. Oropharynx	-	-	-	-	-	-	-	-	-	-	-	-	-	-	-	1	-	1	0.28
C11	Nasopharynx	-	-	1	-	-	1	-	1	-	-	1	-	-	1	-	-	1	6	1.66
C12-13	Hypopharynx	-	-	-	-	-	-	-	-	-	-	1	-	1	-	-	1	-	3	0.83
C14	Pharynx Unspecified	-	-	-	-	-	-	-	-	-	-	-	1	-	-	-	-	-	1	0.28
C15	Oesophagus	-	-	-	-	-	-	-	1	1	1	5	2	4	6	1	3	-	24	6.65
C16	Stomach	-	-	-	-	-	-	1	-	1	1	1	4	3	3	2	7	-	23	6.37
C17	Small Intestine	-	-	-	-	-	-	-	-	-	-	-	-	-	-	-	-	-	-	-
C18	Colon	-	-	-	-	-	-	1	-	-	-	2	1	-	1	1	-	-	6	1.66
C19-20	Rectum	-	-	-	-	-	-	-	1	1	-	-	-	-	-	1	-	-	3	0.83
C21	Anus & Anal Canal	-	-	-	-	-	-	-	-	-	-	-	1	-	-	1	-	-	2	0.55
C22	Liver	-	-	-	-	-	-	-	2	-	2	5	3	4	1	2	2	-	21	5.82
C23-24	Gallbladder etc.	-	-	-	-	-	-	-	2	-	2	6	-	1	2	2	1	-	16	4.43
C25	Pancreas	-	-	-	-	-	-	-	1	-	1	-	-	1	-	-	-	-	3	0.83
C30-31	Nose, Sinuses etc.	-	-	-	-	-	-	-	-	-	-	1	-	-	-	-	2	-	3	0.83
C32	Larynx	-	-	-	-	-	-	-	-	-	2	2	2	2	1	1	1	-	11	3.05
C33-34	Lung etc.	-	-	-	-	1	-	-	-	2	1	3	3	1	6	6	7	-	30	8.31
C37-38	Other Thoracic Organs	-	-	-	-	-	-	-	-	-	-	-	-	-	-	-	-	-	-	-
C40-41	Bone	-	-	-	1	1	-	-	-	-	-	-	1	-	1	-	-	-	4	1.11
C43	Melanoma of Skin	-	-	-	-	-	-	-	-	-	-	-	-	-	-	-	-	-	-	-
C44	Other Skin	-	-	-	-	-	-	-	-	3	1	-	1	1	1	-	2	-	9	2.49
C45	Mesothelioma	-	-	-	-	-	-	-	-	-	-	-	-	-	-	-	-	-	-	-
C46	Kaposi Sarcoma	-	-	-	-	-	-	-	-	-	-	-	-	-	-	-	-	-	-	-
C47+C49	Conn. & Soft Tissue	-	-	-	-	1	-	-	-	-	-	-	-	1	-	-	-	-	2	0.55
C50	Breast	-	-	-	-	2	2	1	2	2	6	2	5	2	2	-	-	-	26	7.20
C51	Vulva	-	-	-	-	-	-	-	-	-	-	-	-	1	-	-	1	-	2	0.55
C52	Vagina	-	-	-	-	-	-	-	-	-	2	-	-	-	-	1	-	-	3	0.83
C53	Cervix Uteri	-	-	-	-	1	-	2	4	8	8	1	2	8	5	-	1	-	40	11.08
C54	Corpus Uteri	-	-	-	-	-	-	1	-	1	-	-	3	-	-	1	-	-	6	1.66
C55	Uterus Unspecified	-	-	-	-	-	-	-	-	-	-	1	-	1	-	-	-	-	2	0.55
C56	Ovary etc.	-	-	-	1	1	-	1	3	5	1	1	1	1	-	-	1	-	16	4.43
C57	Other Female Genital	-	-	-	-	-	-	-	-	-	-	-	-	-	-	-	-	-	-	-
C58	Placenta	-	-	-	-	-	-	1	-	-	-	-	-	-	-	-	-	-	1	0.28
C64	Kidney etc.	-	-	-	-	-	-	-	-	-	-	-	-	-	-	-	-	-	-	-
C65	Renal Pelvis	-	-	-	-	-	-	-	-	-	-	-	-	-	-	-	-	-	-	-
C66	Ureter	-	-	-	-	-	-	-	-	-	-	-	-	-	-	-	-	-	-	-
C67	Bladder	-	-	-	-	2	-	-	-	-	-	-	-	-	-	1	1	-	4	1.11
C68	Uns. Urinary Organs	-	-	-	-	-	-	-	-	-	-	-	-	1	-	-	-	-	1	0.28
C69	Eye	-	-	-	-	-	-	-	-	-	-	-	-	-	-	-	-	-	-	-
C70-72	Brain, Nervous System	-	1	1	-	-	-	-	-	-	2	1	1	1	1	3	-	-	11	3.05
C73	Thyroid	-	-	-	1	-	-	-	-	1	1	-	-	-	-	3	1	-	7	1.94
C74	Adrenal Gland	-	-	1	-	-	-	-	-	-	-	-	-	-	1	-	-	-	2	0.55
C77	Sec Lymph Nodes	-	-	-	-	-	-	-	-	-	-	-	-	-	-	-	1	-	1	0.28
C78	Sec Resp & Digestive	-	-	-	-	-	-	-	-	-	-	-	-	-	-	-	-	-	-	-
C79	Sec Others	-	-	-	-	-	-	-	-	-	-	-	-	-	-	-	-	-	-	-
C81	Hodgkins Disease	-	-	-	1	-	1	-	1	-	-	-	-	-	-	-	-	-	3	0.83
C82-85,C96	NHL	1	-	-	-	-	-	-	-	-	-	-	-	-	-	1	-	-	2	0.55
C90	Multiple Myeloma	-	-	-	-	-	-	-	-	-	-	-	-	-	1	-	-	-	1	0.28
C91	Lymphoid Leuk.	1	1	-	-	-	-	-	-	-	-	-	-	-	-	-	-	-	2	0.55
C92-94	Myeloid Leukaemia	-	-	1	-	1	1	-	2	-	1	-	-	-	-	-	-	-	6	1.66
C95	Leukaemia Uns	-	-	-	-	-	-	-	-	-	-	-	-	-	-	-	-	-	-	-
O&U	Other and Uns	1	-	1	-	1	1	1	1	3	2	4	3	1	5	6	3	-	33	9.14
	All Sites	3	2	5	4	11	7	9	22	28	36	39	38	45	39	36	36	1	361	100.00

TABLE: SKM-4(a):
Average Annual Age Specific, Crude (CR), Age Adjusted (AAR) (with Standard Error(SE)) and
Truncated (35-64 yrs) (TR) Incidence Rate per 100,000 population: 2005-2006 - Males
Sikkim State

ICD-10	0-4	5-9	10-14	15-19	20-24	25-29	30-34	35-39	40-44	45-49	50-54	55-59	60-64	65-69	70-74	>75	CR	AAR	SE	TR
C00	-	-	-	-	-	-	-	-	-	-	-	6.1	-	18.9	12.3	-	0.6	1.1	0.53	0.8
C01-02	-	-	-	-	-	-	-	-	-	-	-	18.4	-	9.5	61.3	-	1.4	2.2	0.75	2.4
C03-06	-	-	-	-	-	-	-	-	-	3.3	-	-	30.6	28.4	24.5	12.6	1.8	3.0	0.92	4.6
C07-8	-	-	-	-	1.4	-	-	-	2.5	-	-	-	-	-	-	-	0.3	0.3	0.19	0.5
C09	-	-	-	-	-	-	-	-	-	-	-	6.1	-	18.9	-	-	0.5	0.8	0.47	0.8
C10	-	-	-	-	-	-	-	-	-	-	-	-	-	9.5	-	-	0.2	0.3	0.28	-
C11	-	-	-	-	-	-	3.9	6.1	-	16.3	9.0	12.3	-	-	-	-	2.1	2.5	0.70	7.4
C12-13	-	-	-	-	-	-	-	-	2.5	9.8	4.5	18.4	15.3	18.9	61.3	25.3	2.9	4.6	1.07	7.5
C14	-	-	-	-	-	-	-	-	-	-	-	6.1	7.7	9.5	12.3	12.6	0.8	1.3	0.60	1.8
C15	-	-	-	-	-	-	-	4.1	5.1	6.5	17.9	36.9	46.0	56.8	85.9	63.2	6.0	9.8	1.58	16.6
C16	-	-	-	1.3	-	-	3.9	-	-	3.3	22.4	61.5	61.3	37.9	147.2	101.1	7.7	12.7	1.80	20.1
C17	-	-	-	-	1.4	-	-	-	-	-	-	-	7.7	-	-	-	0.3	0.4	0.33	1.0
C18	-	-	-	-	-	-	-	-	-	-	4.5	-	-	9.5	-	12.6	0.5	0.8	0.44	0.7
C19-20	-	-	-	-	-	-	-	2.0	-	3.3	17.9	6.1	23.0	18.9	12.3	-	2.0	3.2	0.90	7.7
C21	-	-	-	-	-	-	-	-	-	-	-	6.1	-	-	-	-	0.2	0.2	0.25	0.8
C22	-	-	1.2	-	1.4	1.7	-	2.0	2.5	13.0	-	12.3	15.3	75.7	73.6	113.8	5.4	8.5	1.46	7.0
C23-24	-	-	-	-	-	1.7	-	-	2.5	-	4.5	6.1	-	-	36.8	37.9	1.5	2.3	0.72	2.0
C25	-	-	-	-	-	-	-	-	-	3.3	4.5	12.3	-	9.5	-	25.3	1.1	1.7	0.65	2.9
C30-31	-	-	-	-	-	1.7	-	-	-	-	4.5	-	-	-	-	-	0.3	0.4	0.26	0.7
C32	-	-	-	-	-	-	2.0	-	-	6.5	9.0	-	46.0	47.3	24.5	25.3	3.0	5.2	1.19	8.6
C33-34	-	-	-	-	-	-	-	-	-	9.8	4.5	24.6	23.0	28.4	73.6	113.8	4.4	7.3	1.37	8.7
C37-38	-	-	-	-	-	-	-	-	-	-	-	-	-	-	-	-	-	-	-	-
C40-41	-	-	-	-	-	1.7	2.0	2.0	7.6	3.3	-	-	7.7	-	12.3	-	1.4	1.6	0.56	3.5
C43	-	-	-	-	-	-	-	-	-	-	-	-	-	-	-	-	-	-	-	-
C44	-	-	-	-	-	3.5	-	-	-	-	4.5	6.1	-	9.5	36.8	37.9	1.7	2.5	0.78	1.5
C45	-	-	-	-	-	-	-	-	-	-	-	-	-	-	-	-	-	-	-	-
C46	-	-	-	-	-	-	-	-	-	-	-	-	-	-	-	-	-	-	-	-
C47+C49	-	-	-	-	-	1.7	-	-	-	3.3	-	-	-	9.5	-	-	0.5	0.6	0.37	0.6
C50	-	-	-	-	-	-	-	-	-	-	-	-	-	-	-	-	-	-	-	-
C60	-	-	-	-	-	-	-	4.1	-	-	13.5	-	7.7	-	-	-	0.9	1.2	0.52	3.9
C61	-	-	-	-	-	-	-	-	-	-	-	6.1	-	9.5	12.3	-	0.5	0.8	0.45	0.8
C62	-	-	-	-	-	-	-	4.1	-	-	-	-	-	-	-	-	0.3	0.2	0.17	0.8
C63	-	-	-	-	-	-	-	-	-	-	-	-	-	-	-	-	-	-	-	-
C64	1.8	-	-	-	-	-	-	-	-	-	-	6.1	7.7	-	-	-	0.5	0.8	0.45	1.8
C65	-	-	-	-	-	-	-	-	-	-	-	-	-	-	-	-	-	-	-	-
C66	-	-	-	-	-	-	-	-	-	-	-	-	-	-	-	-	-	-	-	-
C67	-	-	-	1.3	-	-	-	-	-	3.3	-	6.1	7.7	-	12.3	37.9	1.2	1.9	0.68	2.4
C68	-	-	-	-	-	-	-	-	-	-	-	-	-	-	-	-	-	-	-	-
C69	-	-	-	-	-	-	-	-	-	-	-	-	-	-	-	-	-	-	-	-
C70-72	-	2.8	-	-	-	1.7	2.0	4.1	2.5	-	4.5	6.1	7.7	9.5	-	-	1.7	2.0	0.64	3.8
C73	-	-	-	-	1.4	-	-	2.0	2.5	3.3	-	12.3	15.3	18.9	-	12.6	1.7	2.5	0.79	5.1
C74	-	-	-	-	-	-	-	-	-	-	-	-	-	-	-	-	-	-	-	-
C77	-	-	-	-	-	-	-	-	-	-	-	-	-	-	-	-	-	-	-	-
C78	-	-	-	-	-	-	-	-	-	-	-	-	-	-	-	-	-	-	-	-
C79	-	-	-	-	-	-	-	-	-	-	-	-	-	-	-	-	-	-	-	-
C81	-	-	-	-	-	-	-	-	-	-	-	-	-	-	12.3	-	0.2	0.2	0.25	-
C82-85, C96	-	-	-	-	-	-	-	-	-	-	4.5	-	-	-	-	-	0.2	0.2	0.22	0.7
C90	-	1.4	-	-	-	-	-	-	-	-	-	-	-	9.5	-	-	0.3	0.4	0.32	-
C91	-	1.4	1.2	1.3	-	-	-	-	-	-	-	-	-	-	-	-	0.5	0.4	0.21	-
C92-94	-	-	1.2	-	-	-	-	-	2.5	-	-	-	7.7	-	12.3	-	0.6	0.8	0.43	1.5
C95	-	-	-	-	-	-	-	-	-	-	-	-	-	-	-	-	-	-	-	-
O&U	-	-	-	-	1.4	1.7	-	-	5.1	16.3	17.9	12.3	61.3	66.3	85.9	75.8	6.5	10.6	1.65	16.5
All	1.8	5.6	3.6	3.9	7.2	15.6	13.7	30.4	35.7	104.1	148.0	288.9	398.4	530.1	809.6	707.9	60.9	95.4	4.86	145.5

TABLE: SKM-4(b):
Average Annual Age Specific, Crude (CR), Age Adjusted (AAR) (with Standard Error(SE)) and
Truncated (35-64 yrs) (TR) Incidence Rate per 100,000 population: 2005-2006 - Females
Sikkim State

ICD-10	0-4	5-9	10-14	15-19	20-24	25-29	30-34	35-39	40-44	45-49	50-54	55-59	60-64	65-69	70-74	>75	CR	AAR	SE	TR
C00	-	-	-	-	-	-	-	-	-	-	-	8.5	-	-	-	-	0.2	0.3	0.34	1.1
C01-02	-	-	-	-	-	-	-	-	-	4.4	-	17.1	27.6	11.9	17.4	-	1.4	2.8	0.98	6.6
C03-06	-	-	-	-	-	-	-	2.6	-	-	11.8	-	18.4	-	17.4	-	1.0	1.8	0.77	4.8
C07-8	-	-	-	-	-	1.9	-	-	-	-	-	8.5	-	-	-	-	0.3	0.5	0.37	1.1
C09	-	-	-	-	-	-	-	-	-	4.4	-	-	46.0	-	17.4	-	1.2	2.5	0.93	6.8
C10	-	-	-	-	-	-	-	-	-	-	-	-	-	-	-	16.9	0.2	0.3	0.34	-
C11	-	-	1.2	-	-	1.9	-	2.6	-	-	5.9	-	-	11.9	-	-	1.0	1.1	0.52	1.4
C12-13	-	-	-	-	-	-	-	-	-	-	5.9	-	9.2	-	-	16.9	0.5	1.0	0.58	2.1
C14	-	-	-	-	-	-	-	-	-	-	-	8.5	-	-	-	-	0.2	0.3	0.34	1.1
C15	-	-	-	-	-	-	-	2.6	3.5	4.4	29.5	17.1	36.8	71.1	17.4	50.8	4.1	7.8	1.60	13.7
C16	-	-	-	-	-	-	2.4	-	3.5	4.4	5.9	34.1	27.6	35.6	34.8	118.4	4.0	7.5	1.59	10.4
C17	-	-	-	-	-	-	-	-	-	-	-	-	-	-	-	-	-	-	-	-
C18	-	-	-	-	-	-	2.4	-	-	-	11.8	8.5	-	11.9	17.4	-	1.0	1.8	0.75	3.0
C19-20	-	-	-	-	-	-	-	2.6	3.5	-	-	-	-	-	17.4	-	0.5	0.7	0.43	1.2
C21	-	-	-	-	-	-	-	-	-	-	-	8.5	-	-	17.4	-	0.3	0.7	0.49	1.1
C22	-	-	-	-	-	-	-	5.1	-	8.8	29.5	25.6	36.8	11.9	34.8	33.8	3.6	6.5	1.45	15.5
C23-24	-	-	-	-	-	-	-	5.1	-	8.8	35.4	-	9.2	23.7	34.8	16.9	2.8	4.7	1.21	9.6
C25	-	-	-	-	-	-	-	2.6	-	4.4	-	-	9.2	-	-	-	0.5	0.8	0.48	2.5
C30-31	-	-	-	-	-	-	-	-	-	-	5.9	-	-	-	-	33.8	0.5	1.0	0.56	1.0
C32	-	-	-	-	-	-	-	-	-	8.8	11.8	17.1	18.4	11.9	17.4	16.9	1.9	3.6	1.09	8.2
C33-34	-	-	-	-	1.7	-	-	-	6.9	4.4	17.7	25.6	9.2	71.1	104.5	118.4	5.2	9.7	1.79	9.5
C37-38	-	-	-	-	-	-	-	-	-	-	-	-	-	-	-	-	-	-	-	-
C40-41	-	-	-	1.4	1.7	-	-	-	-	-	-	8.5	-	11.9	-	-	0.7	1.0	0.53	1.1
C43	-	-	-	-	-	-	-	-	-	-	-	-	-	-	-	-	-	-	-	-
C44	-	-	-	-	-	-	-	-	10.4	4.4	-	8.5	9.2	11.9	-	33.8	1.6	2.6	0.90	5.2
C45	-	-	-	-	-	-	-	-	-	-	-	-	-	-	-	-	-	-	-	-
C46	-	-	-	-	-	-	-	-	-	-	-	-	-	-	-	-	-	-	-	-
C47+C49	-	-	-	-	1.7	-	-	-	-	-	-	-	9.2	-	-	-	0.3	0.5	0.39	1.2
C50	-	-	-	-	3.4	3.9	2.4	5.1	6.9	26.5	11.8	42.7	18.4	23.7	-	-	4.5	6.8	1.39	17.2
C51	-	-	-	-	-	-	-	-	-	-	-	-	9.2	-	-	16.9	0.3	0.7	0.50	1.2
C52	-	-	-	-	-	-	-	-	-	8.8	-	-	-	-	17.4	-	0.5	0.9	0.51	1.7
C53	-	-	-	-	1.7	-	4.9	10.2	27.7	35.3	5.9	17.1	73.6	59.3	-	16.9	6.9	10.9	1.79	26.8
C54	-	-	-	-	-	-	2.4	-	3.5	-	-	25.6	-	-	17.4	-	1.0	1.7	0.73	4.0
C55	-	-	-	-	-	-	-	-	-	-	5.9	-	9.2	-	-	-	0.3	0.7	0.47	2.1
C56	-	-	-	1.4	1.7	-	2.4	7.7	17.3	4.4	5.9	8.5	9.2	-	-	16.9	2.8	3.5	0.93	8.9
C57	-	-	-	-	-	-	-	-	-	-	-	-	-	-	-	-	-	-	-	-
C58	-	-	-	-	-	-	2.4	-	-	-	-	-	-	-	-	-	0.2	0.1	0.15	-
C64	-	-	-	-	-	-	-	-	-	-	-	-	-	-	-	-	-	-	-	-
C65	-	-	-	-	-	-	-	-	-	-	-	-	-	-	-	-	-	-	-	-
C66	-	-	-	-	-	-	-	-	-	-	-	-	-	-	-	-	-	-	-	-
C67	-	-	-	-	3.4	-	-	-	-	-	-	-	-	-	17.4	16.9	0.7	1.0	0.52	-
C68	-	-	-	-	-	-	-	-	-	-	-	-	9.2	-	-	-	0.2	0.4	0.37	1.2
C69	-	-	-	-	-	-	-	-	-	-	-	-	-	-	-	-	-	-	-	-
C70-72	-	1.4	1.2	-	-	-	-	-	-	8.8	5.9	8.5	9.2	11.9	52.2	-	1.9	3.2	1.00	4.9
C73	-	-	-	1.4	-	-	-	-	3.5	4.4	-	-	-	-	52.2	16.9	1.2	2.0	0.78	1.5
C74	-	-	1.2	-	-	-	-	-	-	-	-	-	-	11.9	-	-	0.3	0.5	0.37	-
C77	-	-	-	-	-	-	-	-	-	-	-	-	-	-	-	16.9	0.2	0.3	0.34	-
C78	-	-	-	-	-	-	-	-	-	-	-	-	-	-	-	-	-	-	-	-
C79	-	-	-	-	-	-	-	-	-	-	-	-	-	-	-	-	-	-	-	-
C81	-	-	-	1.4	-	1.9	-	2.6	-	-	-	-	-	-	-	-	0.5	0.4	0.25	0.5
C82-85, C96	2.0	-	-	-	-	-	-	-	-	-	-	-	-	-	17.4	-	0.3	0.6	0.42	-
C90	-	-	-	-	-	-	-	-	-	-	-	-	-	11.9	-	-	0.2	0.4	0.36	-
C91	2.0	1.4	-	-	-	-	-	-	-	-	-	-	-	-	-	-	0.3	0.4	0.27	-
C92-94	-	-	1.2	-	1.7	1.9	-	5.1	-	4.4	-	-	-	-	-	-	1.0	1.0	0.41	1.8
C95	-	-	-	-	-	-	-	-	-	-	-	-	-	-	-	-	-	-	-	-
O&U	2.0	-	1.2	-	1.7	1.9	2.4	2.6	10.4	8.8	23.6	25.6	9.2	59.3	104.5	50.8	5.7	9.5	1.72	12.5
All	5.9	2.8	6.1	5.4	18.5	13.5	22.0	56.3	96.8	158.9	230.4	324.2	413.9	462.3	627.0	609.0	62.3	104.3	5.69	192.8

**TABLE: SKM-5(a): Number (#) and Proportion (%) of Cancers by Site (ICD-10) and Method of Diagnosis: 2005-2006 - Males
Sikkim State**

ICD-10	Site	Microscopic		X-Ray / imaging		Clinical		Others		D.C.O		Total	
		#	%	#	%	#	%	#	%	#	%	#	%
C00	Lip	4	100.0	-	-	-	-	-	-	-	-	4	100.0
C01-02	Tongue	7	77.8	-	-	1	11.1	1	11.1	-	-	9	100.0
C03-06	Mouth	10	83.3	-	-	1	8.3	-	-	1	8.3	12	100.0
C07-8	Salivary Gland	2	100.0	-	-	-	-	-	-	-	-	2	100.0
C09	Tonsil	3	100.0	-	-	-	-	-	-	-	-	3	100.0
C10	Oth. Oropharynx	1	100.0	-	-	-	-	-	-	-	-	1	100.0
C11	Nasopharynx	13	92.9	-	-	-	-	1	7.1	-	-	14	100.0
C12-13	Hypopharynx	19	100.0	-	-	-	-	-	-	-	-	19	100.0
C14	Pharynx Unspecified	1	20.0	-	-	-	-	-	-	4	80.0	5	100.0
C15	Oesophagus	36	90.0	-	-	-	-	-	-	4	10.0	40	100.0
C16	Stomach	43	84.3	2	3.9	-	-	1	2.0	5	9.8	51	100.0
C17	Small Intestine	-	-	-	-	-	-	1	50.0	1	50.0	2	100.0
C18	Colon	3	100.0	-	-	-	-	-	-	-	-	3	100.0
C19-20	Rectum	8	61.5	-	-	3	23.1	1	7.7	1	7.7	13	100.0
C21	Anus & Anal Canal	-	-	-	-	1	100.0	-	-	-	-	1	100.0
C22	Liver	27	75.0	5	13.9	-	-	2	5.6	2	5.6	36	100.0
C23-24	Gallbladder etc.	5	50.0	1	10.0	-	-	1	10.0	3	30.0	10	100.0
C25	Pancreas	2	28.6	3	42.9	-	-	2	28.6	-	-	7	100.0
C30-31	Nose, Sinuses etc.	1	50.0	-	-	-	-	1	50.0	-	-	2	100.0
C32	Larynx	13	65.0	-	-	1	5.0	1	5.0	5	25.0	20	100.0
C33-34	Lung etc.	13	44.8	5	17.2	1	3.4	5	17.2	5	17.2	29	100.0
C37-38	Other Thoracic Organs	-	-	-	-	-	-	-	-	-	-	-	-
C40-41	Bone	7	77.8	1	11.1	1	11.1	-	-	-	-	9	100.0
C43	Melanoma of Skin	-	-	-	-	-	-	-	-	-	-	-	-
C44	Other Skin	9	81.8	-	-	1	9.1	1	9.1	-	-	11	100.0
C45	Mesothelioma	-	-	-	-	-	-	-	-	-	-	-	-
C46	Kaposi Sarcoma	-	-	-	-	-	-	-	-	-	-	-	-
C47+C49	Conn. & Soft Tissue	3	100.0	-	-	-	-	-	-	-	-	3	100.0
C50	Breast	-	-	-	-	-	-	-	-	-	-	-	-
C60	Penis	6	100.0	-	-	-	-	-	-	-	-	6	100.0
C61	Prostate	1	33.3	-	-	1	33.3	1	33.3	-	-	3	100.0
C62	Testis	1	50.0	-	-	1	50.0	-	-	-	-	2	100.0
C63	Other Male Genital	-	-	-	-	-	-	-	-	-	-	-	-
C64	Kidney etc.	2	66.7	-	-	-	-	1	33.3	-	-	3	100.0
C65	Renal Pelvis	-	-	-	-	-	-	-	-	-	-	-	-
C66	Ureter	-	-	-	-	-	-	-	-	-	-	-	-
C67	Bladder	6	75.0	2	25.0	-	-	-	-	-	-	8	100.0
C68	Uns.Urinary Organs	-	-	-	-	-	-	-	-	-	-	-	-
C69	Eye	-	-	-	-	-	-	-	-	-	-	-	-
C70-72	Brain, Nervous System	-	-	2	18.2	1	9.1	8	72.7	-	-	11	100.0
C73	Thyroid	10	90.9	-	-	-	-	-	-	1	9.1	11	100.0
C74	Adrenal Gland	-	-	-	-	-	-	-	-	-	-	-	-
C77	Sec Lymph Nodes	-	-	-	-	-	-	-	-	-	-	-	-
C78	Sec Resp & Digestive	-	-	-	-	-	-	-	-	-	-	-	-
C79	Sec Others	-	-	-	-	-	-	-	-	-	-	-	-
C81	Hodgkins Disease	1	100.0	-	-	-	-	-	-	-	-	1	100.0
C82-85,C96	NHL	1	100.0	-	-	-	-	-	-	-	-	1	100.0
C90	Multiple Myeloma	2	100.0	-	-	-	-	-	-	-	-	2	100.0
C91	Lymphoid Leuk.	3	100.0	-	-	-	-	-	-	-	-	3	100.0
C92-94	Myeloid Leukaemia	3	75.0	-	-	-	-	-	-	1	25.0	4	100.0
C95	Leukaemia Uns	-	-	-	-	-	-	-	-	-	-	-	-
O&U	Other and Uns	9	20.9	9	20.9	1	2.3	6	14.0	18	41.9	43	100.0
	All Sites	275	68.1	30	7.4	14	3.5	34	8.4	51	12.6	404	100.0

**TABLE: SKM-5(b): Number (#) and Proportion (%) of Cancers by Site (ICD-10) and Method of Diagnosis : 2005-2006 - Females
Sikkim State**

ICD-10	Site	Microscopic		X-Ray / imaging		Clinical		Others		D.C.O		Total	
		#	%	#	%	#	%	#	%	#	%	#	%
C00	Lip	1	100.0	-	-	-	-	-	-	-	-	1	100.0
C01-02	Tongue	6	75.0	-	-	-	-	-	-	2	25.0	8	100.0
C03-06	Mouth	5	83.3	-	-	1	16.7	-	-	-	-	6	100.0
C07-8	Salivary Gland	2	100.0	-	-	-	-	-	-	-	-	2	100.0
C09	Tonsil	7	100.0	-	-	-	-	-	-	-	-	7	100.0
C10	Oth. Oropharynx	1	100.0	-	-	-	-	-	-	-	-	1	100.0
C11	Nasopharynx	6	100.0	-	-	-	-	-	-	-	-	6	100.0
C12-13	Hypopharynx	3	100.0	-	-	-	-	-	-	-	-	3	100.0
C14	Pharynx Unspecified	-	-	-	-	-	-	-	-	1	100.0	1	100.0
C15	Oesophagus	24	100.0	-	-	-	-	-	-	-	-	24	100.0
C16	Stomach	16	69.6	-	-	-	-	2	8.7	5	21.7	23	100.0
C17	Small Intestine	-	-	-	-	-	-	-	-	-	-	-	-
C18	Colon	5	83.3	-	-	-	-	1	16.7	-	-	6	100.0
C19-20	Rectum	3	100.0	-	-	-	-	-	-	-	-	3	100.0
C21	Anus & Anal Canal	2	100.0	-	-	-	-	-	-	-	-	2	100.0
C22	Liver	6	28.6	6	28.6	-	-	3	14.3	6	28.6	21	100.0
C23-24	Gallbladder etc.	9	56.3	3	18.8	1	6.3	3	18.8	-	-	16	100.0
C25	Pancreas	2	66.7	-	-	-	-	1	33.3	-	-	3	100.0
C30-31	Nose, Sinuses etc.	2	66.7	1	33.3	-	-	-	-	-	-	3	100.0
C32	Larynx	9	81.8	-	-	-	-	-	-	2	18.2	11	100.0
C33-34	Lung etc.	15	50.0	10	33.3	2	6.7	2	6.7	1	3.3	30	100.0
C37-38	Other Thoracic Organs	-	-	-	-	-	-	-	-	-	-	-	-
C40-41	Bone	2	50.0	1	25.0	-	-	1	25.0	-	-	4	100.0
C43	Melanoma of Skin	-	-	-	-	-	-	-	-	-	-	-	-
C44	Other Skin	8	88.9	-	-	1	11.1	-	-	-	-	9	100.0
C45	Mesothelioma	-	-	-	-	-	-	-	-	-	-	-	-
C46	Kaposi Sarcoma	-	-	-	-	-	-	-	-	-	-	-	-
C47+C49	Conn. & Soft Tissue	2	100.0	-	-	-	-	-	-	-	-	2	100.0
C50	Breast	23	88.5	-	-	-	-	-	-	3	11.5	26	100.0
C51	Vulva	2	100.0	-	-	-	-	-	-	-	-	2	100.0
C52	Vagina	1	33.3	-	-	2	66.7	-	-	-	-	3	100.0
C53	Cervix Uteri	37	92.5	-	-	3	7.5	-	-	-	-	40	100.0
C54	Corpus Uteri	5	83.3	1	16.7	-	-	-	-	-	-	6	100.0
C55	Uterus Unspecified	1	50.0	-	-	-	-	-	-	1	50.0	2	100.0
C56	Ovary etc.	10	62.5	3	18.8	1	6.3	2	12.5	-	-	16	100.0
C57	Other Female Genital	-	-	-	-	-	-	-	-	-	-	-	-
C58	Placenta	-	-	-	-	-	-	1	100.0	-	-	1	100.0
C64	Kidney etc.	-	-	-	-	-	-	-	-	-	-	-	-
C65	Renal Pelvis	-	-	-	-	-	-	-	-	-	-	-	-
C66	Ureter	-	-	-	-	-	-	-	-	-	-	-	-
C67	Bladder	2	50.0	1	25.0	-	-	1	25.0	-	-	4	100.0
C68	Uns.Urinary Organs	1	100.0	-	-	-	-	-	-	-	-	1	100.0
C69	Eye	-	-	-	-	-	-	-	-	-	-	-	-
C70-72	Brain, Nervous System	3	27.3	3	27.3	-	-	3	27.3	2	18.2	11	100.0
C73	Thyroid	7	100.0	-	-	-	-	-	-	-	-	7	100.0
C74	Adrenal Gland	1	50.0	1	50.0	-	-	-	-	-	-	2	100.0
C77	Sec Lymph Nodes	-	-	-	-	-	-	1	100.0	-	-	1	100.0
C78	Sec Resp & Digestive	-	-	-	-	-	-	-	-	-	-	-	-
C79	Sec Others	-	-	-	-	-	-	-	-	-	-	-	-
C81	Hodgkins Disease	3	100.0	-	-	-	-	-	-	-	-	3	100.0
C82-85,C96	NHL	2	100.0	-	-	-	-	-	-	-	-	2	100.0
C90	Multiple Myeloma	-	-	1	100.0	-	-	-	-	-	-	1	100.0
C91	Lymphoid Leuk.	2	100.0	-	-	-	-	-	-	-	-	2	100.0
C92-94	Myeloid Leukaemia	5	83.3	-	-	-	-	-	-	1	16.7	6	100.0
C95	Leukaemia Uns	-	-	-	-	-	-	-	-	-	-	-	-
O&U	Other and Uns	14	42.4	4	12.1	-	-	5	15.2	10	30.3	33	100.0
	All Sites	255	70.6	35	9.7	11	3.0	26	7.2	34	9.4	361	100.0

TABLE: SKM-6(a): Number (#) and Proportion (%) of Cancers by Site (ICD-10) and Detailed Microscopic Diagnosis, 2005-2006 - Males : Sikkim State

ICD-10	Site	Pri. Hist		Sec. Hist		Cytology		Blood Film		Bone Marrow		Others		Total	
		#	%	#	%	#	%	#	%	#	%	#	%	#	%
C00	Lip	4	100.0	-	-	-	-	-	-	-	-	-	-	4	100.0
C01-02	Tongue	5	55.6	-	-	2	22.2	-	-	-	-	2	22.2	9	100.0
C03-06	Mouth	9	75.0	-	-	1	8.3	-	-	-	-	2	16.7	12	100.0
C07-8	Salivary Gland	-	-	-	-	2	100.0	-	-	-	-	-	-	2	100.0
C09	Tonsil	3	100.0	-	-	-	-	-	-	-	-	-	-	3	100.0
C10	Oth. Oropharynx	-	-	-	-	1	100.0	-	-	-	-	-	-	1	100.0
C11	Nasopharynx	11	78.6	-	-	2	14.3	-	-	-	-	1	7.1	14	100.0
C12-13	Hypopharynx	16	84.2	-	-	3	15.8	-	-	-	-	-	-	19	100.0
C14	Pharynx Unspecified	1	20.0	-	-	-	-	-	-	-	-	4	80.0	5	100.0
C15	Oesophagus	36	90.0	-	-	-	-	-	-	-	-	4	10.0	40	100.0
C16	Stomach	40	78.4	-	-	3	5.9	-	-	-	-	8	15.7	51	100.0
C17	Small Intestine	-	-	-	-	-	-	-	-	-	-	2	100.0	2	100.0
C18	Colon	3	100.0	-	-	-	-	-	-	-	-	-	-	3	100.0
C19-20	Rectum	7	53.8	-	-	1	7.7	-	-	-	-	5	38.5	13	100.0
C21	Anus & Anal Canal	-	-	-	-	-	-	-	-	-	-	1	100.0	1	100.0
C22	Liver	1	2.8	-	-	26	72.2	-	-	-	-	9	25.0	36	100.0
C23-24	Gallbladder etc.	4	40.0	-	-	1	10.0	-	-	-	-	5	50.0	10	100.0
C25	Pancreas	-	-	-	-	2	28.6	-	-	-	-	5	71.4	7	100.0
C30-31	Nose, Sinuses etc.	-	-	-	-	1	50.0	-	-	-	-	1	50.0	2	100.0
C32	Larynx	12	60.0	-	-	1	5.0	-	-	-	-	7	35.0	20	100.0
C33-34	Lung etc.	8	27.6	1	3.4	4	13.8	-	-	-	-	16	55.2	29	100.0
C37-38	Other Thoracic Organs	-	-	-	-	-	-	-	-	-	-	-	-	-	-
C40-41	Bone	4	44.4	-	-	3	33.3	-	-	-	-	2	22.2	9	100.0
C43	Melanoma of Skin	-	-	-	-	-	-	-	-	-	-	-	-	-	-
C44	Other Skin	7	63.6	-	-	2	18.2	-	-	-	-	2	18.2	11	100.0
C45	Mesothelioma	-	-	-	-	-	-	-	-	-	-	-	-	-	-
C46	Kaposi Sarcoma	-	-	-	-	-	-	-	-	-	-	-	-	-	-
C47+C49	Conn. & Soft Tissue	2	66.7	-	-	1	33.3	-	-	-	-	-	-	3	100.0
C50	Breast	-	-	-	-	-	-	-	-	-	-	-	-	-	-
C60	Penis	6	100.0	-	-	-	-	-	-	-	-	-	-	6	100.0
C61	Prostate	-	-	-	-	1	33.3	-	-	-	-	2	66.7	3	100.0
C62	Testis	1	50.0	-	-	-	-	-	-	-	-	1	50.0	2	100.0
C63	Other Male Genital	-	-	-	-	-	-	-	-	-	-	-	-	-	-
C64	Kidney etc.	1	33.3	-	-	-	-	-	-	1	33.3	1	33.3	3	100.0
C65	Renal Pelvis	-	-	-	-	-	-	-	-	-	-	-	-	-	-
C66	Ureter	-	-	-	-	-	-	-	-	-	-	-	-	-	-
C67	Bladder	6	75.0	-	-	-	-	-	-	-	-	2	25.0	8	100.0
C68	Uns. Urinary Organs	-	-	-	-	-	-	-	-	-	-	-	-	-	-
C69	Eye	-	-	-	-	-	-	-	-	-	-	-	-	-	-
C70-72	Brain, Nervous System	-	-	-	-	-	-	-	-	-	-	11	100.0	11	100.0
C73	Thyroid	3	27.3	-	-	7	63.6	-	-	-	-	1	9.1	11	100.0
C74	Adrenal Gland	-	-	-	-	-	-	-	-	-	-	-	-	-	-
C77	Sec Lymph Nodes	-	-	-	-	-	-	-	-	-	-	-	-	-	-
C78	Sec Resp & Digestive	-	-	-	-	-	-	-	-	-	-	-	-	-	-
C79	Sec Others	-	-	-	-	-	-	-	-	-	-	-	-	-	-
C81	Hodgkins Disease	-	-	-	-	1	100.0	-	-	-	-	-	-	1	100.0
C82-85,C96	NHL	-	-	-	-	1	100.0	-	-	-	-	-	-	1	100.0
C90	Multiple Myeloma	-	-	-	-	-	-	2	100.0	-	-	-	-	2	100.0
C91	Lymphoid Leuk.	-	-	-	-	-	-	2	66.7	1	33.3	-	-	3	100.0
C92-94	Myeloid Leukaemia	-	-	-	-	-	-	3	75.0	-	-	1	25.0	4	100.0
C95	Leukaemia Uns	-	-	-	-	-	-	-	-	-	-	-	-	-	-
O&U	Other and Uns	-	-	1	2.3	8	18.6	-	-	-	-	34	79.1	43	100.0
	All Sites	190	47.0	2	0.5	74	18.3	7	1.7	2	0.5	129	31.9	404	100.0

TABLE: SKM-6(b): Number (#) and Proportion (%) of Cancers by Site (ICD-10) and Detailed Microscopic Diagnosis, 2005-2006 - Females : Sikkim State

ICD-10	Site	Pri. Hist		Sec. Hist		Cytology		Blood Film		Bone Marrow		Others		Total	
		#	%	#	%	#	%	#	%	#	%	#	%	#	%
C00	Lip	1	100.0	-	-	-	-	-	-	-	-	-	-	1	100.0
C01-02	Tongue	5	62.5	-	-	1	12.5	-	-	-	-	2	25.0	8	100.0
C03-06	Mouth	5	83.3	-	-	-	-	-	-	-	-	1	16.7	6	100.0
C07-8	Salivary Gland	1	50.0	-	-	1	50.0	-	-	-	-	-	-	2	100.0
C09	Tonsil	6	85.7	-	-	1	14.3	-	-	-	-	-	-	7	100.0
C10	Oth. Oropharynx	1	100.0	-	-	-	-	-	-	-	-	-	-	1	100.0
C11	Nasopharynx	4	66.7	-	-	2	33.3	-	-	-	-	-	-	6	100.0
C12-13	Hypopharynx	2	66.7	-	-	1	33.3	-	-	-	-	-	-	3	100.0
C14	Pharynx Unspecified	-	-	-	-	-	-	-	-	-	-	1	100.0	1	100.0
C15	Oesophagus	24	100.0	-	-	-	-	-	-	-	-	-	-	24	100.0
C16	Stomach	16	69.6	-	-	-	-	-	-	-	-	7	30.4	23	100.0
C17	Small Intestine	-	-	-	-	-	-	-	-	-	-	-	-	-	-
C18	Colon	4	66.7	-	-	1	16.7	-	-	-	-	1	16.7	6	100.0
C19-20	Rectum	3	100.0	-	-	-	-	-	-	-	-	-	-	3	100.0
C21	Anus & Anal Canal	2	100.0	-	-	-	-	-	-	-	-	-	-	2	100.0
C22	Liver	-	-	-	-	6	28.6	-	-	-	-	15	71.4	21	100.0
C23-24	Gallbladder etc.	5	31.3	-	-	4	25.0	-	-	-	-	7	43.8	16	100.0
C25	Pancreas	2	66.7	-	-	-	-	-	-	-	-	1	33.3	3	100.0
C30-31	Nose, Sinuses etc.	1	33.3	-	-	1	33.3	-	-	-	-	1	33.3	3	100.0
C32	Larynx	8	72.7	-	-	1	9.1	-	-	-	-	2	18.2	11	100.0
C33-34	Lung etc.	10	33.3	-	-	5	16.7	-	-	-	-	15	50.0	30	100.0
C37-38	Other Thoracic Organs	-	-	-	-	-	-	-	-	-	-	-	-	-	-
C40-41	Bone	2	50.0	-	-	-	-	-	-	-	-	2	50.0	4	100.0
C43	Melanoma of Skin	-	-	-	-	-	-	-	-	-	-	-	-	-	-
C44	Other Skin	8	88.9	-	-	-	-	-	-	-	-	1	11.1	9	100.0
C45	Mesothelioma	-	-	-	-	-	-	-	-	-	-	-	-	-	-
C46	Kaposi Sarcoma	-	-	-	-	-	-	-	-	-	-	-	-	-	-
C47 + C49	Conn. & Soft Tissue	1	50.0	-	-	1	50.0	-	-	-	-	-	-	2	100.0
C50	Breast	14	53.8	-	-	9	34.6	-	-	-	-	3	11.5	26	100.0
C51	Vulva	2	100.0	-	-	-	-	-	-	-	-	-	-	2	100.0
C52	Vagina	1	33.3	-	-	-	-	-	-	-	-	2	66.7	3	100.0
C53	Cervix Uteri	37	92.5	-	-	-	-	-	-	-	-	3	7.5	40	100.0
C54	Corpus Uteri	5	83.3	-	-	-	-	-	-	-	-	1	16.7	6	100.0
C55	Uterus Unspecified	1	50.0	-	-	-	-	-	-	-	-	1	50.0	2	100.0
C56	Ovary etc.	9	56.3	-	-	1	6.3	-	-	-	-	6	37.5	16	100.0
C57	Other Female Genital	-	-	-	-	-	-	-	-	-	-	-	-	-	-
C58	Placenta	-	-	-	-	-	-	-	-	-	-	1	100.0	1	100.0
C64	Kidney etc.	-	-	-	-	-	-	-	-	-	-	-	-	-	-
C65	Renal Pelvis	-	-	-	-	-	-	-	-	-	-	-	-	-	-
C66	Ureter	-	-	-	-	-	-	-	-	-	-	-	-	-	-
C67	Bladder	2	50.0	-	-	-	-	-	-	-	-	2	50.0	4	100.0
C68	Uns. Urinary Organs	1	100.0	-	-	-	-	-	-	-	-	-	-	1	100.0
C69	Eye	-	-	-	-	-	-	-	-	-	-	-	-	-	-
C70-72	Brain, Nervous System	3	27.3	-	-	-	-	-	-	-	-	8	72.7	11	100.0
C73	Thyroid	2	28.6	-	-	5	71.4	-	-	-	-	-	-	7	100.0
C74	Adrenal Gland	1	50.0	-	-	-	-	-	-	-	-	1	50.0	2	100.0
C77	Sec Lymph Nodes	-	-	-	-	-	-	-	-	-	-	1	100.0	1	100.0
C78	Sec Resp & Digestive	-	-	-	-	-	-	-	-	-	-	-	-	-	-
C79	Sec Others	-	-	-	-	-	-	-	-	-	-	-	-	-	-
C81	Hodgkins Disease	1	33.3	-	-	2	66.7	-	-	-	-	-	-	3	100.0
C82-85,C96	NHL	-	-	-	-	2	100.0	-	-	-	-	-	-	2	100.0
C90	Multiple Myeloma	-	-	-	-	-	-	-	-	-	-	1	100.0	1	100.0
C91	Lymphoid Leuk.	-	-	-	-	-	-	2	100.0	-	-	-	-	2	100.0
C92-94	Myeloid Leukaemia	-	-	-	-	-	-	4	66.7	1	16.7	1	16.7	6	100.0
C95	Leukaemia Uns	-	-	-	-	-	-	-	-	-	-	-	-	-	-
O&U	Other and Uns	2	6.1	-	-	12	36.4	-	-	-	-	19	57.6	33	100.0
	All Sites	192	53.2	-	-	56	15.5	6	1.7	1	0.3	106	29.4	361	100.0

**TABLE SKM-7 (a): Number of Cancer Deaths by Five Year Age Group and Site (ICD-10):
2005-2006 – Males**

%= Relative Proportion of Cancers of All Sites.

Sikkim State

ICD-10	Site	0-4	5-9	10-14	15-19	20-24	25-29	30-34	35-39	40-44	45-49	50-54	55-59	60-64	65-69	70-74	75+	Unkn	Total	%
C00	Lip	-	-	-	-	-	-	-	-	-	-	-	1	-	-	-	-	-	1	0.50
C01-02	Tongue	-	-	-	-	-	-	-	-	-	-	-	-	1	-	3	-	-	4	1.99
C03-06	Mouth	-	-	-	-	-	-	-	-	1	-	-	-	2	1	-	1	-	5	2.49
C07-8	Salivary Gland	-	-	-	-	-	-	-	-	-	-	-	-	-	-	-	-	-	-	-
C09	Tonsil	-	-	-	-	-	-	-	-	-	-	-	-	-	-	-	-	-	-	-
C10	Oth. Oropharynx	-	-	-	-	-	-	-	-	-	-	-	-	-	-	-	-	-	-	-
C11	Nasopharynx	-	-	-	1	-	-	-	-	1	1	-	-	-	-	-	-	-	3	1.49
C12-13	Hypopharynx	-	-	-	-	-	-	-	-	1	-	-	1	-	1	2	-	-	5	2.49
C14	Pharynx Unspecified	-	-	-	-	-	-	-	-	-	-	-	1	1	1	1	1	-	5	2.49
C15	Oesophagus	-	-	-	-	-	-	-	1	1	1	7	6	1	7	4	2	-	30	14.93
C16	Stomach	-	-	-	-	-	-	-	-	-	2	3	8	1	5	6	3	-	28	13.93
C17	Small Intestine	-	-	-	-	-	-	-	-	-	-	-	-	1	-	-	-	-	1	0.50
C18	Colon	-	-	-	-	-	-	-	-	-	-	1	-	-	-	-	-	-	1	0.50
C19-20	Rectum	-	-	-	-	-	-	-	-	-	1	-	-	1	2	1	-	-	5	2.49
C21	Anus & Anal Canal	-	-	-	-	-	-	-	-	-	-	-	-	-	-	-	-	-	-	-
C22	Liver	-	-	-	-	-	-	-	-	-	1	-	1	-	4	5	5	-	16	7.96
C23-24	Gallbladder etc.	-	-	-	-	-	-	-	-	1	1	1	-	-	-	-	1	-	4	1.99
C25	Pancreas	-	-	-	-	-	-	-	-	-	2	-	2	-	-	-	1	-	5	2.49
C30-31	Nose, Sinuses etc.	-	-	-	-	-	-	-	-	-	-	-	-	-	1	-	-	-	1	0.50
C32	Larynx	-	-	-	-	-	-	1	-	1	-	2	1	3	3	2	1	-	14	6.97
C33-34	Lung etc.	-	-	-	-	-	-	-	-	-	3	1	1	-	3	6	3	-	17	8.46
C37-38	Other Thoracic Organs	-	-	-	-	-	-	-	-	-	-	-	-	-	-	-	1	-	1	0.50
C40-41	Bone	-	-	-	-	-	-	-	-	-	-	-	1	1	-	-	1	-	3	1.49
C43	Melanoma of Skin	-	-	-	-	-	-	-	-	-	-	-	-	-	-	-	-	-	-	-
C44	Other Skin	-	-	-	-	-	-	-	-	-	-	-	-	-	1	-	-	-	1	0.50
C45	Mesothelioma	-	-	-	-	-	-	-	-	-	-	-	-	-	-	-	-	-	-	-
C46	Kaposi Sarcoma	-	-	-	-	-	-	-	-	-	-	-	-	-	-	-	-	-	-	-
C47+C49	Conn. & Soft Tissue	-	-	-	-	-	-	-	-	-	-	-	-	-	-	-	-	-	-	-
C50	Breast	-	-	-	-	-	-	-	-	-	1	-	-	1	-	-	-	-	2	1.00
C60	Penis	-	-	-	-	-	-	-	-	-	-	-	-	-	-	1	-	-	1	0.50
C61	Prostate	-	-	-	-	-	-	-	-	-	-	-	-	-	-	1	-	-	1	0.50
C62	Testis	-	-	-	-	-	-	-	-	-	-	-	-	-	-	-	-	-	-	-
C63	Other Male Genital	-	-	-	-	-	-	-	-	-	-	-	-	-	-	-	-	-	-	-
C64	Kidney etc.	-	-	-	-	-	-	-	-	-	-	-	1	1	-	-	-	-	2	1.00
C65	Renal Pelvis	-	-	-	-	-	-	-	-	-	-	-	-	-	-	-	-	-	-	-
C66	Ureter	-	-	-	-	-	-	-	-	-	-	-	-	-	-	-	-	-	-	-
C67	Bladder	-	-	-	-	-	-	-	-	-	1	-	-	-	-	-	1	-	2	1.00
C68	Uns. Urinary Organs	-	-	-	-	-	-	-	-	-	-	-	-	-	-	-	-	-	-	-
C69	Eye	-	-	-	-	-	-	-	-	-	-	-	-	-	-	-	-	-	-	-
C70-72	Brain, Nervous System	-	1	1	-	-	-	-	-	-	-	-	1	-	-	-	-	-	3	1.49
C73	Thyroid	-	-	-	-	-	-	-	-	1	-	-	-	-	1	-	-	-	2	1.00
C74	Adrenal Gland	-	-	-	-	-	-	-	-	-	-	-	-	-	1	-	-	-	1	0.50
C77	Sec Lymph Nodes	-	-	-	-	-	-	-	-	-	-	-	-	-	-	-	-	-	-	-
C78	Sec Resp & Digestive	-	-	-	-	-	-	-	-	-	-	-	-	-	-	-	-	-	-	-
C79	Sec Others	-	-	-	-	-	-	-	-	-	-	-	-	-	-	-	-	-	-	-
C81	Hodgkins Disease	-	-	-	-	-	-	-	-	-	-	-	-	-	-	-	-	-	-	-
C82-85,C96	NHL	-	-	-	-	-	-	-	-	-	-	-	-	-	-	-	-	-	-	-
C90	Multiple Myeloma	-	-	-	-	-	-	-	-	-	-	-	-	-	-	-	-	-	-	-
C91	Lymphoid Leuk.	-	-	-	-	-	-	-	-	-	-	-	-	-	-	-	-	-	-	-
C92-94	Myeloid Leukaemia	-	1	2	1	-	-	1	-	1	-	1	-	1	-	1	-	-	9	4.48
C95	Leukaemia Uns	-	-	-	-	-	-	-	-	-	-	-	-	-	-	-	-	-	-	-
O&U	Other and Uns	-	-	1	-	-	1	-	-	1	3	3	2	2	6	6	3	-	28	13.93
	All Sites	-	2	4	2	-	1	2	1	9	17	19	27	17	37	39	24	-	201	100.00

**TABLE SKM-7 (b): Number of Cancer Deaths by Five Year Age Group and Site (ICD-10):
2005-2006 – Females**

%= Relative Proportion of Cancers of All Sites.

Sikkim State

ICD-10	Site	0-4	5-9	10-14	15-19	20-24	25-29	30-34	35-39	40-44	45-49	50-54	55-59	60-64	65-69	70-74	75+	Unkn	Total	%
C00	Lip	-	-	-	-	-	-	-	-	-	-	-	-	-	-	-	-	-	-	-
C01-02	Tongue	-	-	-	-	-	-	-	-	-	-	-	-	2	-	1	-	-	3	1.99
C03-06	Mouth	-	-	-	-	-	-	-	-	1	-	-	-	-	-	-	-	-	1	0.66
C07-8	Salivary Gland	-	-	-	-	-	-	-	-	-	1	-	1	-	-	-	-	-	2	1.32
C09	Tonsil	-	-	-	-	-	-	-	-	-	-	1	-	1	1	-	-	-	3	1.99
C10	Oth. Oropharynx	-	-	-	-	-	-	-	-	-	-	-	-	-	-	-	-	-	-	-
C11	Nasopharynx	-	-	-	-	-	-	-	-	1	1	-	-	1	1	-	-	-	4	2.65
C12-13	Hypopharynx	-	-	-	-	-	-	-	-	-	-	-	-	-	-	-	-	-	-	-
C14	Pharynx Unspecified	-	-	-	-	-	-	-	-	-	-	-	-	1	-	-	-	-	1	0.66
C15	Oesophagus	-	-	-	-	-	-	-	1	1	-	2	-	4	4	1	2	-	15	9.93
C16	Stomach	-	-	-	-	-	-	-	-	-	-	1	1	2	2	-	4	-	10	6.62
C17	Small Intestine	-	-	-	-	-	-	-	-	-	-	-	1	-	-	-	-	-	1	0.66
C18	Colon	-	-	-	-	-	-	-	-	-	-	2	-	1	1	1	-	-	5	3.31
C19-20	Rectum	-	-	-	-	-	-	-	-	-	-	-	-	-	-	-	-	-	-	-
C21	Anus & Anal Canal	-	-	-	-	-	-	-	-	1	-	-	-	-	-	1	-	-	2	1.32
C22	Liver	-	-	-	-	-	-	-	2	-	2	2	3	1	1	1	1	-	13	8.61
C23-24	Gallbladder etc.	-	-	-	-	-	-	-	-	-	-	4	-	-	1	-	2	-	7	4.64
C25	Pancreas	-	-	-	-	-	-	-	1	-	-	-	-	-	-	-	-	-	1	0.66
C30-31	Nose, Sinuses etc.	-	-	-	-	-	-	-	-	-	-	-	-	-	-	-	-	-	-	-
C32	Larynx	-	-	-	-	-	-	-	-	-	2	-	-	-	1	-	-	-	3	1.99
C33-34	Lung etc.	-	-	-	-	-	-	-	-	1	-	2	-	1	4	2	4	-	14	9.27
C37-38	Other Thoracic Organs	-	-	-	-	-	-	-	-	-	-	-	-	-	-	-	-	-	-	-
C40-41	Bone	-	-	-	-	-	-	-	-	-	-	-	-	-	-	-	-	-	-	-
C43	Melanoma of Skin	-	-	-	-	-	-	-	-	-	-	-	-	-	-	-	-	-	-	-
C44	Other Skin	-	-	-	-	-	-	-	-	1	1	-	-	-	1	-	1	-	4	2.65
C45	Mesothelioma	-	-	-	-	-	-	-	-	-	-	-	-	-	-	-	-	-	-	-
C46	Kaposi Sarcoma	-	-	-	-	-	-	-	-	-	-	-	-	-	-	-	-	-	-	-
C47+C49	Conn. & Soft Tissue	-	-	-	-	1	-	-	-	-	-	-	-	-	-	-	-	-	1	0.66
C50	Breast	-	-	-	-	-	-	-	1	1	1	-	1	1	-	-	-	1	6	3.97
C51	Vulva	-	-	-	-	-	-	-	-	-	-	-	-	-	-	-	-	-	-	-
C52	Vagina	-	-	-	-	-	-	-	-	-	-	-	-	-	-	-	-	-	-	-
C53	Cervix Uteri	-	-	-	-	1	-	1	-	3	2	1	1	1	1	-	-	-	11	7.28
C54	Corpus Uteri	-	-	-	-	-	-	-	-	-	-	-	-	-	-	-	-	-	-	-
C55	Uterus Unspecified	-	-	-	-	-	-	-	-	-	-	-	-	1	-	-	-	-	1	0.66
C56	Ovary etc.	-	-	-	1	-	-	-	-	3	-	-	-	-	-	-	-	-	4	2.65
C57	Other Female Genital	-	-	-	-	-	-	-	-	-	-	-	-	-	-	-	-	-	-	-
C58	Placenta	-	-	-	-	-	-	-	-	-	-	-	-	-	-	-	-	-	-	-
C64	Kidney etc.	-	-	-	-	-	-	-	-	-	-	-	-	-	-	-	-	-	-	-
C65	Renal Pelvis	-	-	-	-	-	-	-	-	-	-	-	-	-	-	-	-	-	-	-
C66	Ureter	-	-	-	-	-	-	-	-	-	-	-	-	-	-	-	-	-	-	-
C67	Bladder	-	-	-	-	-	-	-	-	-	-	-	-	-	-	-	-	-	-	-
C68	Uns. Urinary Organs	-	-	-	-	-	-	-	-	-	-	-	-	-	-	-	-	-	-	-
C69	Eye	-	-	-	-	-	-	-	-	-	-	-	-	-	-	-	-	-	-	-
C70-72	Brain, Nervous System	-	1	-	-	-	-	-	-	-	-	-	-	-	-	3	-	-	4	2.65
C73	Thyroid	-	-	-	-	-	-	-	-	-	1	-	-	-	-	-	-	-	1	0.66
C74	Adrenal Gland	-	-	-	-	-	-	-	-	-	-	-	-	-	-	-	-	-	-	-
C77	Sec Lymph Nodes	1	-	-	-	-	-	-	-	-	-	1	-	-	-	-	1	-	3	1.99
C78	Sec Resp & Digestive	-	-	-	-	-	-	-	-	-	-	-	-	-	-	-	-	-	-	-
C79	Sec Others	-	-	-	-	-	-	-	-	-	-	-	-	-	-	-	-	-	-	-
C81	Hodgkins Disease	-	-	-	-	-	-	-	-	-	-	-	-	-	-	-	-	-	-	-
C82-85,C96	NHL	-	-	-	-	-	-	-	-	-	-	-	-	-	-	1	-	-	1	0.66
C90	Multiple Myeloma	-	-	-	-	-	-	-	-	-	-	-	-	-	-	-	-	-	-	-
C91	Lymphoid Leuk.	-	-	-	-	-	-	-	-	-	-	-	-	-	-	-	-	-	-	-
C92-94	Myeloid Leukaemia	-	1	1	1	-	-	-	1	1	-	-	-	-	-	-	1	-	6	3.97
C95	Leukaemia Uns	-	-	-	-	-	-	-	-	-	-	-	-	-	-	-	-	-	-	-
O&U	Other and Uns	1	-	-	-	1	1	1	-	4	2	-	2	3	2	4	3	-	24	15.89
	All Sites	2	2	1	2	3	1	2	6	18	13	16	10	20	20	15	19	1	151	100.00

TABLE: SKM-8(a):
Average Annual Age Specific, Crude (CR), Age Adjusted (AAR) (with Standard Error(SE)) and
Truncated (35-64 Yrs) (TR) Mortality Rate per 100,000 population: 2005-2006 - Males
Sikkim State

ICD-10	0-4	5-9	10-14	15-19	20-24	25-29	30-34	35-39	40-44	45-49	50-54	55-59	60-64	65-69	70-74	>75	CR	AAR	SE	TR
C00	-	-	-	-	-	-	-	-	-	-	-	6.1	-	-	-	-	0.2	0.2	0.25	0.8
C01-02	-	-	-	-	-	-	-	-	-	-	-	-	7.7	-	36.8	-	0.6	1.0	0.52	1.0
C03-06	-	-	-	-	-	-	-	-	2.5	-	-	-	15.3	9.5	-	12.6	0.8	1.3	0.60	2.5
C07-8	-	-	-	-	-	-	-	-	-	-	-	-	-	-	-	-	-	-	-	-
C09	-	-	-	-	-	-	-	-	-	-	-	-	-	-	-	-	-	-	-	-
C10	-	-	-	-	-	-	-	-	-	-	-	-	-	-	-	-	-	-	-	-
C11	-	-	-	1.3	-	-	-	-	2.5	3.3	-	-	-	-	-	-	0.5	0.5	0.27	1.1
C12-13	-	-	-	-	-	-	-	-	2.5	-	-	6.1	-	9.5	24.5	-	0.8	1.2	0.53	1.3
C14	-	-	-	-	-	-	-	-	-	-	-	6.1	7.7	9.5	12.3	12.6	0.8	1.3	0.60	1.8
C15	-	-	-	-	-	-	-	2.0	2.5	3.3	31.4	36.9	7.7	66.3	49.1	25.3	4.5	7.3	1.35	12.3
C16	-	-	-	-	-	-	-	-	-	6.5	13.5	49.2	7.7	47.3	73.6	37.9	4.2	7.0	1.33	10.8
C17	-	-	-	-	-	-	-	-	-	-	-	-	7.7	-	-	-	0.2	0.3	0.31	1.0
C18	-	-	-	-	-	-	-	-	-	-	4.5	-	-	-	-	-	0.2	0.2	0.22	0.7
C19-20	-	-	-	-	-	-	-	-	-	3.3	-	-	7.7	18.9	12.3	-	0.8	1.3	0.59	1.6
C21	-	-	-	-	-	-	-	-	-	-	-	-	-	-	-	-	-	-	-	-
C22	-	-	-	-	-	-	-	-	-	3.3	-	6.1	-	37.9	61.3	63.2	2.4	4.1	1.02	1.4
C23-24	-	-	-	-	-	-	-	-	2.5	3.3	4.5	-	-	-	-	12.6	0.6	0.8	0.42	1.8
C25	-	-	-	-	-	-	-	-	-	6.5	-	12.3	-	-	-	12.6	0.8	1.1	0.51	2.8
C30-31	-	-	-	-	-	-	-	-	-	-	-	-	-	9.5	-	-	0.2	0.3	0.28	-
C32	-	-	-	-	-	-	2.0	-	2.5	-	9.0	6.1	23.0	28.4	24.5	12.6	2.1	3.5	0.95	5.7
C33-34	-	-	-	-	-	-	-	-	-	9.8	4.5	6.1	-	28.4	73.6	37.9	2.6	4.1	1.01	3.4
C37-38	-	-	-	-	-	-	-	-	-	-	-	-	-	-	-	12.6	0.2	0.3	0.25	-
C40-41	-	-	-	-	-	-	-	-	-	-	-	6.1	7.7	-	-	12.6	0.5	0.8	0.47	1.8
C43	-	-	-	-	-	-	-	-	-	-	-	-	-	-	-	-	-	-	-	-
C44	-	-	-	-	-	-	-	-	-	-	-	-	-	9.5	-	-	0.2	0.3	0.28	-
C45	-	-	-	-	-	-	-	-	-	-	-	-	-	-	-	-	-	-	-	-
C46	-	-	-	-	-	-	-	-	-	-	-	-	-	-	-	-	-	-	-	-
C47+C49	-	-	-	-	-	-	-	-	-	-	-	-	-	-	-	-	-	-	-	-
C50	-	-	-	-	-	-	-	-	-	3.3	-	-	7.7	-	-	-	0.3	0.5	0.36	1.6
C60	-	-	-	-	-	-	-	-	-	-	-	-	-	-	12.3	-	0.2	0.2	0.25	-
C61	-	-	-	-	-	-	-	-	-	-	-	-	-	-	12.3	-	0.2	0.2	0.25	-
C62	-	-	-	-	-	-	-	-	-	-	-	-	-	-	-	-	-	-	-	-
C63	-	-	-	-	-	-	-	-	-	-	-	-	-	-	-	-	-	-	-	-
C64	-	-	-	-	-	-	-	-	-	-	-	6.1	7.7	-	-	-	0.3	0.6	0.39	1.8
C65	-	-	-	-	-	-	-	-	-	-	-	-	-	-	-	-	-	-	-	-
C66	-	-	-	-	-	-	-	-	-	-	-	-	-	-	-	-	-	-	-	-
C67	-	-	-	-	-	-	-	-	-	3.3	-	-	-	-	-	12.6	0.3	0.4	0.32	0.6
C68	-	-	-	-	-	-	-	-	-	-	-	-	-	-	-	-	-	-	-	-
C69	-	-	-	-	-	-	-	-	-	-	-	-	-	-	-	-	-	-	-	-
C70-72	-	1.4	1.2	-	-	-	-	-	-	-	-	6.1	-	-	-	-	0.5	0.5	0.30	0.8
C73	-	-	-	-	-	-	-	-	2.5	-	-	-	-	9.5	-	-	0.3	0.4	0.32	0.5
C74	-	-	-	-	-	-	-	-	-	-	-	-	-	9.5	-	-	0.2	0.3	0.28	-
C77	-	-	-	-	-	-	-	-	-	-	-	-	-	-	-	-	-	-	-	-
C78	-	-	-	-	-	-	-	-	-	-	-	-	-	-	-	-	-	-	-	-
C79	-	-	-	-	-	-	-	-	-	-	-	-	-	-	-	-	-	-	-	-
C81	-	-	-	-	-	-	-	-	-	-	-	-	-	-	-	-	-	-	-	-
C82-85,C96	-	-	-	-	-	-	-	-	-	-	-	-	-	-	-	-	-	-	-	-
C90	-	-	-	-	-	-	-	-	-	-	-	-	-	-	-	-	-	-	-	-
C91	-	-	-	-	-	-	-	-	-	-	-	-	-	-	-	-	-	-	-	-
C92-94	-	1.4	2.4	1.3	-	-	2.0	-	2.5	-	4.5	-	7.7	-	12.3	-	1.4	1.5	0.55	2.2
C95	-	-	-	-	-	-	-	-	-	-	-	-	-	-	-	-	-	-	-	-
O&U	-	-	1.2	-	-	1.7	-	-	2.5	9.8	13.5	12.3	15.3	56.8	73.6	37.9	4.2	6.7	1.29	8.1
All	-	2.8	4.8	2.6	-	1.7	3.9	2.0	22.9	55.3	85.2	165.9	130.3	350.2	478.4	303.4	30.3	48.4	3.47	67.5

TABLE: SKM-8(b):
Average Annual Age Specific, Crude (CR), Age Adjusted (AAR) (with Standard Error(SE)) and
Truncated (35-64 Yrs) (TR) Mortality Rate per 100,000 population: 2005-2006 - Females
Sikkim State

ICD-10	0-4	5-9	10-14	15-19	20-24	25-29	30-34	35-39	40-44	45-49	50-54	55-59	60-64	65-69	70-74	>75	CR	AAR	SE	TR
C00	-	-	-	-	-	-	-	-	-	-	-	-	-	-	-	-	-	-	-	-
C01-02	-	-	-	-	-	-	-	-	-	-	-	-	18.4	-	17.4	-	0.5	1.1	0.63	2.4
C03-06	-	-	-	-	-	-	-	-	3.5	-	-	-	-	-	-	-	0.2	0.2	0.21	0.7
C07-8	-	-	-	-	-	-	-	-	-	4.4	-	8.5	-	-	-	-	0.3	0.6	0.43	2.0
C09	-	-	-	-	-	-	-	-	-	-	5.9	-	9.2	11.9	-	-	0.5	1.0	0.59	2.1
C10	-	-	-	-	-	-	-	-	-	-	-	-	-	-	-	-	-	-	-	-
C11	-	-	-	-	-	-	-	-	3.5	4.4	-	-	9.2	11.9	-	-	0.7	1.2	0.61	2.7
C12-13	-	-	-	-	-	-	-	-	-	-	-	-	-	-	-	-	-	-	-	-
C14	-	-	-	-	-	-	-	-	-	-	-	-	9.2	-	-	-	0.2	0.4	0.37	1.2
C15	-	-	-	-	-	-	-	2.6	3.5	-	11.8	-	36.8	47.4	17.4	33.8	2.6	4.9	1.28	7.8
C16	-	-	-	-	-	-	-	-	-	-	5.9	8.5	18.4	23.7	-	67.7	1.7	3.4	1.09	4.4
C17	-	-	-	-	-	-	-	-	-	-	-	8.5	-	-	-	-	0.2	0.3	0.34	1.1
C18	-	-	-	-	-	-	-	-	-	-	11.8	-	9.2	11.9	17.4	-	0.9	1.7	0.75	3.1
C19-20	-	-	-	-	-	-	-	-	-	-	-	-	-	-	-	-	-	-	-	-
C21	-	-	-	-	-	-	-	-	3.5	-	-	-	-	-	17.4	-	0.3	0.6	0.41	0.7
C22	-	-	-	-	-	-	-	5.1	-	8.8	11.8	25.6	9.2	11.9	17.4	16.9	2.2	3.9	1.10	9.1
C23-24	-	-	-	-	-	-	-	-	-	-	23.6	-	-	11.9	-	33.8	1.2	2.2	0.84	3.8
C25	-	-	-	-	-	-	-	2.6	-	-	-	-	-	-	-	-	0.2	0.2	0.15	0.5
C30-31	-	-	-	-	-	-	-	-	-	-	-	-	-	-	-	-	-	-	-	-
C32	-	-	-	-	-	-	-	-	-	8.8	-	-	-	11.9	-	-	0.5	0.9	0.52	1.7
C33-34	-	-	-	-	-	-	-	-	3.5	-	11.8	-	9.2	47.4	34.8	67.7	2.4	4.6	1.25	3.8
C37-38	-	-	-	-	-	-	-	-	-	-	-	-	-	-	-	-	-	-	-	-
C40-41	-	-	-	-	-	-	-	-	-	-	-	-	-	-	-	-	-	-	-	-
C43	-	-	-	-	-	-	-	-	-	-	-	-	-	-	-	-	-	-	-	-
C44	-	-	-	-	-	-	-	-	3.5	4.4	-	-	-	11.9	-	16.9	0.7	1.2	0.60	1.5
C45	-	-	-	-	-	-	-	-	-	-	-	-	-	-	-	-	-	-	-	-
C46	-	-	-	-	-	-	-	-	-	-	-	-	-	-	-	-	-	-	-	-
C47+C49	-	-	-	-	1.7	-	-	-	-	-	-	-	-	-	-	-	0.2	0.1	0.13	-
C50	-	-	-	-	-	-	-	2.6	3.5	4.4	-	8.5	9.2	-	-	-	1.0	1.3	0.62	4.3
C51	-	-	-	-	-	-	-	-	-	-	-	-	-	-	-	-	-	-	-	-
C52	-	-	-	-	-	-	-	-	-	-	-	-	-	-	-	-	-	-	-	-
C53	-	-	-	-	1.7	-	2.4	-	10.4	8.8	5.9	8.5	9.2	11.9	-	-	1.9	2.8	0.88	7.0
C54	-	-	-	-	-	-	-	-	-	-	-	-	-	-	-	-	-	-	-	-
C55	-	-	-	-	-	-	-	-	-	-	-	-	9.2	-	-	-	0.2	0.4	0.37	1.2
C56	-	-	-	1.4	-	-	-	-	10.4	-	-	-	-	-	-	-	0.7	0.7	0.38	2.0
C57	-	-	-	-	-	-	-	-	-	-	-	-	-	-	-	-	-	-	-	-
C58	-	-	-	-	-	-	-	-	-	-	-	-	-	-	-	-	-	-	-	-
C64	-	-	-	-	-	-	-	-	-	-	-	-	-	-	-	-	-	-	-	-
C65	-	-	-	-	-	-	-	-	-	-	-	-	-	-	-	-	-	-	-	-
C66	-	-	-	-	-	-	-	-	-	-	-	-	-	-	-	-	-	-	-	-
C67	-	-	-	-	-	-	-	-	-	-	-	-	-	-	-	-	-	-	-	-
C68	-	-	-	-	-	-	-	-	-	-	-	-	-	-	-	-	-	-	-	-
C69	-	-	-	-	-	-	-	-	-	-	-	-	-	-	-	-	-	-	-	-
C70-72	-	1.4	-	-	-	-	-	-	-	-	-	-	-	-	52.2	-	0.7	1.2	0.62	-
C73	-	-	-	-	-	-	-	-	-	4.4	-	-	-	-	-	-	0.2	0.3	0.26	0.9
C74	-	-	-	-	-	-	-	-	-	-	-	-	-	-	-	-	-	-	-	-
C77	2.0	-	-	-	-	-	-	-	-	-	5.9	-	-	-	-	16.9	0.5	0.9	0.51	1.0
C78	-	-	-	-	-	-	-	-	-	-	-	-	-	-	-	-	-	-	-	-
C79	-	-	-	-	-	-	-	-	-	-	-	-	-	-	-	-	-	-	-	-
C81	-	-	-	-	-	-	-	-	-	-	-	-	-	-	-	-	-	-	-	-
C82-85,C96	-	-	-	-	-	-	-	-	-	-	-	-	-	-	17.4	-	0.2	0.3	0.35	-
C90	-	-	-	-	-	-	-	-	-	-	-	-	-	-	-	-	-	-	-	-
C91	-	-	-	-	-	-	-	-	-	-	-	-	-	-	-	-	-	-	-	-
C92-94	-	1.4	1.2	1.4	-	-	-	2.6	3.5	-	-	-	-	-	-	16.9	1.0	1.1	0.48	1.2
C95	-	-	-	-	-	-	-	-	-	-	-	-	-	-	-	-	-	-	-	-
O&U	2.0	-	-	-	1.7	1.9	2.4	-	13.8	8.8	-	17.1	27.6	23.7	69.7	50.8	4.1	6.9	1.47	10.1
All	3.9	2.8	1.2	2.7	5.0	1.9	4.9	15.3	62.3	57.4	94.5	85.3	183.9	237.1	261.2	321.4	26.1	44.3	3.73	76.1

TABLE: SKM-9(a): Cumulative Rate (Cu.Rate%) & Cumulative Risk (Cu.Risk) of Individual Sites (ICD-10) Based Age Specific Rates (from 0-64 Years and from 0-74 Years) : 2005-2006 - Males Sikkim State

ICD-10	Site	0 - 64 Years		0 - 74 Years	
		Cu. Rate %	Cu. Risk	Cu. Rate%	Cu. Risk
C00	Lip	0.03	0.03	0.19	0.19
C01-02	Tongue	0.09	0.09	0.45	0.45
C03-06	Mouth	0.17	0.17	0.43	0.43
C07-8	SalivaryGland	0.02	0.02	0.02	0.02
C09	Tonsil	0.03	0.03	0.13	0.13
C10	Oth. Oropharynx	-	-	0.05	0.05
C11	Nasopharynx	0.24	0.24	0.24	0.24
C12-13	Hypopharynx	0.25	0.25	0.65	0.65
C14	Pharynx Unspecified	0.07	0.07	0.18	0.18
C15	Oesophagus	0.58	0.58	1.30	1.29
C16	Stomach	0.77	0.77	1.69	1.68
C17	Small Intestine	0.05	0.05	0.05	0.05
C18	Colon	0.02	0.02	0.07	0.07
C19-20	Rectum	0.26	0.26	0.42	0.42
C21	Anus & Anal Canal	0.03	0.03	0.03	0.03
C22	Liver	0.25	0.25	0.99	0.99
C23-24	Gallbladder etc.	0.07	0.07	0.26	0.26
C25	Pancreas	0.10	0.10	0.15	0.15
C30-31	Nose, Sinuses etc.	0.03	0.03	0.03	0.03
C32	Larynx	0.32	0.32	0.68	0.67
C33-34	Lung etc.	0.31	0.31	0.82	0.82
C37-38	Other Thoracic Organs	-	-	-	-
C40-41	Bone	0.12	0.12	0.18	0.18
C43	Melanoma of Skin	-	-	-	-
C44	Other Skin	0.07	0.07	0.30	0.30
C45	Mesothelioma	-	-	-	-
C46	Kaposi Sarcoma	-	-	-	-
C47+C49	Conn. & Soft Tissue	0.02	0.02	0.07	0.07
C50	Breast	-	-	-	-
C60	Penis	0.13	0.13	0.13	0.13
C61	Prostate	0.03	0.03	0.14	0.14
C62	Testis	0.02	0.02	0.02	0.02
C63	Other Male Genital	-	-	-	-
C64	Kidneyetc.	0.08	0.08	0.08	0.08
C65	Renal Pelvis	-	-	-	-
C66	Ureter	-	-	-	-
C67	Bladder	0.09	0.09	0.15	0.15
C68	Uns. Urinary Organs	-	-	-	-
C69	Eye	-	-	-	-
C70-72	Brain, Nervous System	0.16	0.16	0.20	0.20
C73	Thyroid	0.18	0.18	0.28	0.28
C74	Adrenal Gland	-	-	-	-
C77	Sec Lymph Nodes	-	-	-	-
C78	Sec Resp & Digestive	-	-	-	-
C79	Sec Others	-	-	-	-
C81	Hodgkins Disease	-	-	0.06	0.06
C82-85, C96	NHL	0.02	0.02	0.02	0.02
C90	Multiple Myeloma	0.01	0.01	0.05	0.05
C91	Lymphoid Leuk.	0.02	0.02	0.02	0.02
C92-94	Myeloid Leukaemia	0.06	0.06	0.12	0.12
C95	Leukaemia Uns	-	-	-	-
O&U	Other and Uns	0.58	0.58	1.34	1.33
	All Sites	5.28	5.15	11.98	11.29

TABLE: SKM-9(b): Cumulative Rate (Cu.Rate%) & Cumulative Risk (Cu.Risk) of Individual Sites (ICD-10) Based Age Specific Rates (from 0-64 Years and from 0-74 Years) : 2005-2006 - Females Sikkim State

ICD-10	Site	0 - 64 Years		0 - 74 Years	
		Cu. Rate %	Cu. Risk	Cu. Rate%	Cu. Risk
C00	Lip	0.04	0.04	0.04	0.04
C01-02	Tongue	0.25	0.25	0.39	0.39
C03-06	Mouth	0.16	0.16	0.25	0.25
C07-8	SalivaryGland	0.05	0.05	0.05	0.05
C09	Tonsil	0.25	0.25	0.34	0.34
C10	Oth. Oropharynx	-	-	-	-
C11	Nasopharynx	0.06	0.06	0.12	0.12
C12-13	Hypopharynx	0.08	0.08	0.08	0.08
C14	Pharynx Unspecified	0.04	0.04	0.04	0.04
C15	Oesophagus	0.47	0.47	0.91	0.91
C16	Stomach	0.39	0.39	0.74	0.74
C17	Small Intestine	-	-	-	-
C18	Colon	0.11	0.11	0.26	0.26
C19-20	Rectum	0.03	0.03	0.12	0.12
C21	Anus & Anal Canal	0.04	0.04	0.13	0.13
C22	Liver	0.53	0.53	0.76	0.76
C23-24	Gallbladder etc.	0.29	0.29	0.59	0.58
C25	Pancreas	0.08	0.08	0.08	0.08
C30-31	Nose, Sinuses etc.	0.03	0.03	0.03	0.03
C32	Larynx	0.28	0.28	0.43	0.43
C33-34	Lung etc.	0.33	0.33	1.21	1.20
C37-38	Other Thoracic Organs	-	-	-	-
C40-41	Bone	0.06	0.06	0.12	0.12
C43	Melanoma of Skin	-	-	-	-
C44	Other Skin	0.16	0.16	0.22	0.22
C45	Mesothelioma	-	-	-	-
C46	Kaposi Sarcoma	-	-	-	-
C47 + C49	Conn. & Soft Tissue	0.05	0.05	0.05	0.05
C50	Breast	0.61	0.60	0.72	0.72
C51	Vulva	0.05	0.05	0.05	0.05
C52	Vagina	0.04	0.04	0.13	0.13
C53	Cervix Uteri	0.88	0.88	1.18	1.17
C54	Corpus Uteri	0.16	0.16	0.24	0.24
C55	Uterus Unspecified	0.08	0.08	0.08	0.08
C56	Ovary etc.	0.29	0.29	0.29	0.29
C57	Other Female Genital	-	-	-	-
C58	Placenta	0.01	0.01	0.01	0.01
C64	Kidneyetc.	-	-	-	-
C65	Renal Pelvis	-	-	-	-
C66	Ureter	-	-	-	-
C67	Bladder	0.02	0.02	0.10	0.10
C68	Uns.UrinaryOrgans	0.05	0.05	0.05	0.05
C69	Eye	-	-	-	-
C70-72	Brain,Nervous System	0.18	0.18	0.50	0.49
C73	Thyroid	0.05	0.05	0.31	0.31
C74	Adrenal Gland	0.01	0.01	0.07	0.07
C77	Sec Lymph Nodes	-	-	-	-
C78	Sec Resp& Digestive	-	-	-	-
C79	Sec Others	-	-	-	-
C81	Hodgkins Disease	0.03	0.03	0.03	0.03
C82-85,C96	NHL	0.01	0.01	0.10	0.10
C90	Multiple Myeloma	-	-	0.06	0.06
C91	Lymphoid Leuk.	0.02	0.02	0.02	0.02
C92-94	Myeloid Leukaemia	0.07	0.07	0.07	0.07
C95	Leukaemia Uns	-	-	-	-
O&U	Other and Uns	0.45	0.45	1.27	1.26
	All Sites	6.77	6.55	12.22	11.50

POPULATION BASED CANCER REGISTRY, DIBRUGARH DISTRICT

Assam Medical College Hospital, Dibrugarh

Dr. U.C. Sharmah, Director of Medical Education, Assam

Dr. T. R. Borborah, Principal cum Chief Supdt, AMCH, P.I., HBCR,
Dibrugarh, Chief Project Coordinator, ICMR Projects at AMCH

Dr. M.S. Ali, Principal Investigator

The Population Based Cancer Registry (PBCR), covering the Dibrugarh district is one of the six North East demographic cancer registries established in 2003 under the NCRP (ICMR). PBCR, Dibrugarh has completed 5 years of its successful operation in December, 2007. In this edition of consolidated report published by the Coordinating Unit of NCRP (Bangalore), incidence and distribution of cancers for the years 2005 and 2006 have been presented.

The Registry area: Dibrugarh district

The district of Dibrugarh is one of the larger districts of the state of Assam. It is situated on the south bank of the mighty river Brahmaputra in the eastern part of Assam covering an area of 3381 sq km and having a population of 11,85,072 as per 2001 census report. There are 7 towns of which 2 are census towns and 1348 villages in the district. More than 80% of the populations of the district are rural. The district has 152 tea gardens having work force accounting 16.6 % of the total population.

Sources of Registration:

Assam Medical College Hospital (AMCH), Dibrugarh where PBCR is based, is a large 1400 bedded tertiary general Govt. hospital equipped with adequate facilities for diagnosis and treatment of cancer and accounts for nearly 40% of the resident incident cancer cases of the district. In addition to this, there are 30 private and public sector hospitals and nursing homes, 20 Govt. PHCs, CHCs & SHCs and 25 pathology laboratories and Imaging centres in the district. Peripheral Govt. health centres do not have diagnostic facilities and usually refer the cancer cases to AMCH.

Only 8 out of 25 pathology laboratories have histology, cytology and haematology facilities. AMCH being only a general hospital, quite a few cancer patients prefer to go to advanced cancer centres outside Dibrugarh and Assam.

The broad sources of registration for PBCR, Dibrugarh can be classified as follows:

1. AMCH, the base hospital
2. Other hospitals/ Nursing homes in PBCR area
3. Pathological laboratories/ Imaging centres.
4. Cancer centres outside Dibrugarh/ Assam.
5. Birth and Death registration centres.

Names and Designations of persons involved in PBCR, Dibrugarh.

1. Dr. U.C. Sharmah, Director of Medical Education, Assam.
2. Dr. T.R. Borborah, Principal cum Chief Supdt. AMCH PI, HBCR, Dibrugarh, Chief Project Coordinator, ICMR Projects at AMCH, Dibrugarh.
3. Joint Director of Health Services, Dibrugarh.
4. Deputy Director, Dept. of Economics and Statistics, Dibrugarh.
5. Director, Tata Referral Hospital & Research Centre, Chabua.
6. Dr. Udayan Bora, Director, OIL Hospital, Duliajan.
7. Dr. K.K. Das, Supdt. ENT, OIL Hospital, Duliajan.
8. Dr. A. Hazarika, consultant pathologist, TRH & RD, Chabua.
9. Dr. S.C Jain, Supdt. Aditya Diagnostic and Hospital.
10. Dr. P.K. Barua, Supdt, Sankardev Hospital & Research Centre.
11. Dr. R. K. Borkotoky, Supdt, Supdt, Sanjivani Diagnostic & Hospital.
12. Dr. D. Maheswari, Medical Supdt. Marwari Arogya Bhawan Hospital.
13. Dr. V.K. Bajaj, Managing Director, Sristhi Hospital.
14. Dr. T. Chetia, Supdt, Astha Hospital.
15. Dr. (Sr) Antonia, Medical Supdt, Vee Gee. Hospital.
16. Managing Director, Brahmaputra Diagnostic and Hospital.
17. Director, G.M. Hospital.
18. Dr. M.K. Barua, Proprietor, Madonna Laboratory.
19. Dr. B.C.Gogoi, Proprietor, Bhaskar Laboratory.
20. Dr. (Mrs) A. Dutta, Proprietor, Life Line Laboratory.

The Death Registration Centres are:

1. MRD, AMCH
2. Municipality Board, Dibrugarh
3. Tengakhat PHC
4. Lahoal PHC
5. Khowang PHC
6. Kacharipathar PHC
7. Barbaruah PHC
8. Naharani PHC
9. Rohmorla PHC
10. Rajgarh CHC

11. Kajikhowa PHC

12. Moran CHC

Method of Data Collection:

Registration of incident cancer cases is done by active method in that the Social Investigators (SI) personally visit the potential sources and collect the core information either by interviewing the patients/ attendants or from the case records of the patients.

An HBCR has been in operation at AMCH since 1982. The S.I.s of HBCR routinely collect the permanent and local addresses of all cancer patients. After the commencement of PBCR, the social investigators of HBCR have been specially instructed to routinely collect the residential addresses and duration of stay of all cancer patients irrespective of the district they hail from. This has helped increase the coverage of Cancer Atlas Project. The resident incident cases recorded in HBCR are checked for duplication with the cases collected from other sources and the unmatched resident cases are then re-abstracted in PBCR core proforma.

For other hospitals, nursing homes and diagnostic laboratories a weekly roster have been prepared indicating the day to day postings of S.I.s and the frequency of visits to these centres are determined by the strength of cancer patients attendance in the respective centres. All these centres have been provided with modified version of the core-proforma. Medical Officers/Supdts/Proprietors of these centres have been individually visited and requested to ensure that the residential addresses and duration of stay are recorded in the patient's case file. As the cancer data are collected from different sources, one and the same patient may sometimes be registered at two or more sources. Care has been taken not to have multiple entries of the same patient. However, in many instances, complete information's are obtained by comparing data from two or more sources of one and the same patient.

After collecting the core information of incident cancer cases from all the collaborating and outstation sources, the cases are finally re-checked from the diagnostic point of view. Suspected cases are deleted from subsequent analysis. The proved cancer cases are further checked for the residential status and duration of stay. For cancer patients with uncertain residential status and duration of stay, electoral rolls are checked and, if found enrolled, are considered as residents.

Mortality data in Dibrugarh District

Dibrugarh district has 7 urban towns and 1348 villages. The Medical Officer of Dibrugarh Municipality Board is the Registrar of Birth and Death Registration for Dibrugarh district. Death certificates from all the health care centres of Dibrugarh town are sent to Municipality Board. AMCH maintains separate mortality register. There are ten more Birth and death Registration centres located at different State Govt. PHCs and CHCs each having a specified geographical boundary. Death reports of those areas are to be submitted to the respective centres.

Death records from the peripheral centres are sent to the Registrar on monthly basis. Cremation/Burial grounds do maintain death records but without the cause of death in most of the cases. Moreover death certificate is not being insisted upon for all deaths at the time of disposal of the body. Institutional deaths are invariably reported to the respective death registration centres. Except the Medical College, which

uses form 4 for death reporting, all other deaths that occurred at the place of residence or at any health institution are to be reported in form 4A and Form 2 duly certified by the Medical officer.

Death registers are not being maintained in the death registration centres. The death certificates along with the death reports from the informants of the deceased are packed in a bundle from where the investigators have to search out the death certificates where the cause of death is mentioned as ‘Tumor’ or ‘Cancer’. The information available in the death certificates are then abstracted on the standardized mortality proforma. The mortality data are checked for matching with the morbidity of cancer cases registered in PBCR as well as in HBCR using index cards and also by using computer programs. Those which do not match with any of the existing cases in our database are taken as “Death Certificate Only”. DCOs fulfilling the residential criterion are registered in the morbidity database of PBCR and the matched cases are updated with the death information.

Coverage and completeness:

Care has been taken to ensure that all possible and potential sources of registration of cancer cases have been identified and search made of all cancer cases diagnosed during the year under reference. Date of diagnosis and residential status of each patient have been strictly scrutinized so that the cases diagnosed in previous years and non-resident cases are not included in the registry. PBCR, Dibrugarh has been able to improve upon its coverage, completeness and reliability over the years.

Registry Staff (PBCR)

Sri Chakrapani Hazarika, M.Sc.	:	Statistician
Sri S.K. Bhuyan, MIT	:	Computer Programmer.
Sri Saronga Baruah, M.A.	:	Social Investigator
Mrs. Rashmi Mahanta, M.Sc.	:	Social Investigator
Sri C. Chetia, M.Sc.	:	Social Investigator
Ms. D. Dekabaruah, M.C.A.	:	Computer Operator.

Figure DIB-1
Population Pyramid showing Age Distribution: 2005-2006
Dibrugarh District

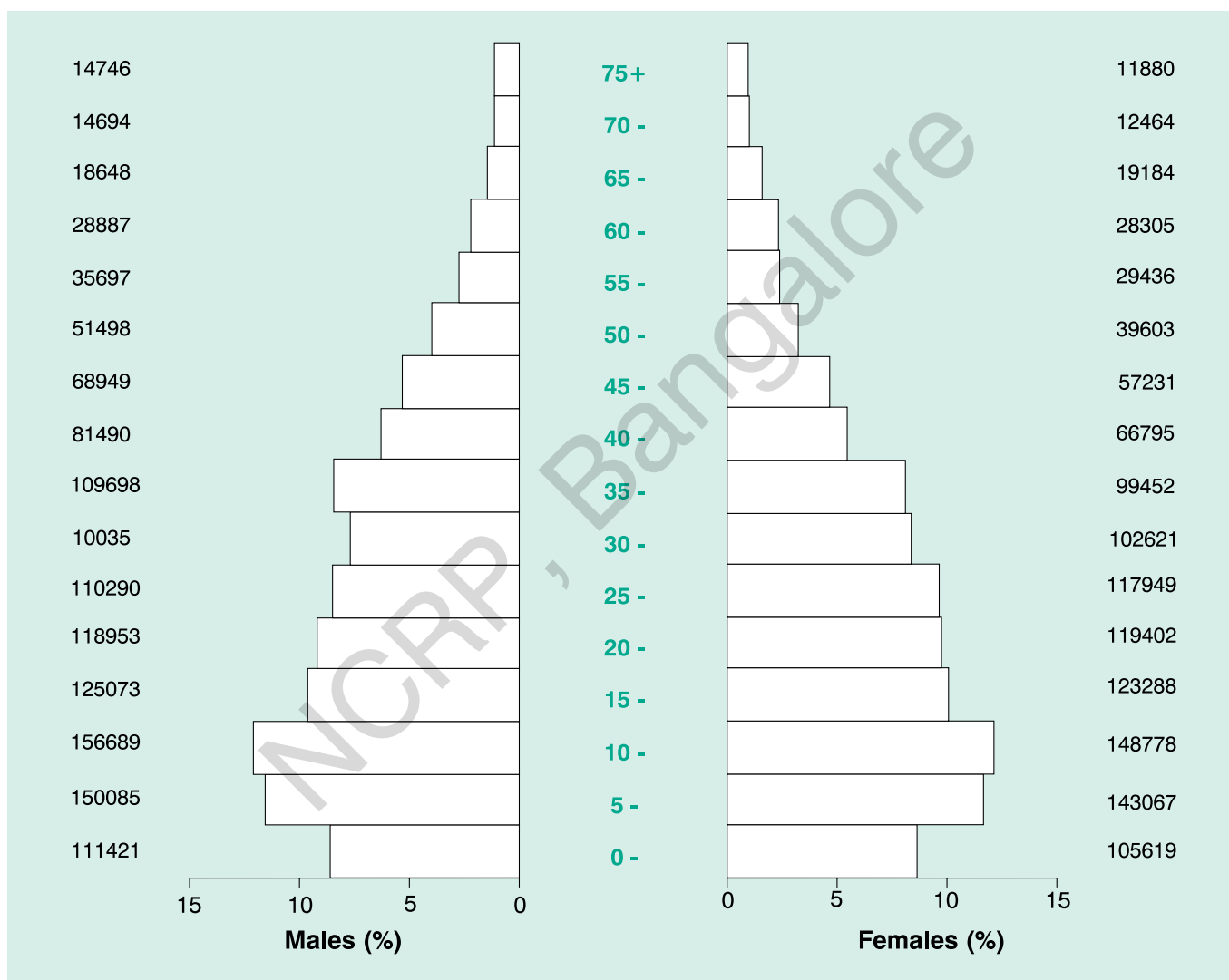


TABLE: DIB - 1

Population by Five Year Age Group and Gender: 2005-2006
Number and Relative Proportion (%)

Dibrugarh District

Age Group	MALES		FEMALES		TOTAL	
	Number	%	Number	%	Number	%
0-4	111421	8.59	105619	8.62	217040	8.61
5-9	150085	11.57	143067	11.68	293152	11.62
10-14	156689	12.08	148778	12.14	305467	12.11
15-19	125073	9.64	123288	10.06	248361	9.85
20-24	118953	9.17	119402	9.75	238355	9.45
25-29	110290	8.50	117949	9.63	228239	9.05
30-34	100035	7.71	102621	8.38	202656	8.04
35-39	109698	8.46	99452	8.12	209150	8.29
40-44	81490	6.28	66795	5.45	148286	5.88
45-49	68949	5.32	57231	4.67	126180	5.00
50-54	51498	3.97	39603	3.23	91100	3.61
55-59	35697	2.75	29436	2.40	65133	2.58
60-64	28887	2.23	28305	2.31	57192	2.27
65-69	18648	1.44	19184	1.57	37833	1.50
70-74	14694	1.13	12464	1.02	27158	1.08
75+	14746	1.14	11880	0.97	26626	1.06
Total	1296852	100.00	1225072	100.00	2521925	100.00

TABLE : DIB- 2
Main Sources of Registration of Incident Cases of Cancer : 2005-2006
Dibrugarh District

Name of the Institution (Source Code)	Number	%
AMCH, Dibrugarh (1)	604	36.78
Aditya Diagnostic Laboratory (34)	157	9.56
Madona Laboratory (35)	115	7.00
Death Certificate only (DCO) (99)	98	5.97
Sankardev Hospital & Research Centre (19)	79	4.81
Bhaskar Laboratory (37)	77	4.69
Tata Referral Hospital & Research Centre, Chabua, Dibrugarh (11)	68	4.14
OIL Hospital, Duliajan (22)	59	3.59
BBCI, Guwahati (25)	53	3.23
Aditya Diagnostic & Hospital, Bordoloi Road, Dibrugarh (12)	44	2.68
Municipality Board, Dibrugarh (41)	38	2.31
Marwari Arogya Bhawan Hospital, Jyoti Nagar, Dibrugarh (3)	33	2.01
Brahmaputra Diagnostic & Hospital (21)	21	1.28
Tengakhat PHC (43)	14	0.85
Life Line Laboratory (36)	13	0.79
Astha Hospital, Tinkunia, Dibrugarh (18)	12	0.73
V.G.Hospital, Convoy Road, Dibrugarh (5)	12	0.73
Khowang PHC (45)	9	0.55
Shrishti Hospital & Research Centre (P) Ltd., Paltan Bazar, Dibrugarh (15)	8	0.49
Dr.Damani's Nursing Home, Circuit House Road, Dibrugarh (2)	6	0.37
Lahoal PHC (42)	6	0.37
Naharani CHC (46)	6	0.37
Sanjivani Diagnostic & Hospital (20)	6	0.37
Urovision (39)	6	0.37
G.M.Hospital, AMC Road, Dibrugarh (4)	5	0.30
Moran Medical Centre, A.T. Road, Moranhat, Dibrugarh (9)	5	0.30
J.J.M.Hospital, Circuit House Road, Dibrugarh (7)	4	0.24
TMH, Mumbai (28)	4	0.24
others (999)	80	4.87
Total	1642	100.00

The numbers and proportion listed are the minimum number of cases. Institutions could have registered / reported more cases, since duplicate registrations and non-resident/registry cases are not included.

**TABLE DIB-3 (a): Number of Incident Cancers by Five Year Age Group and Site (ICD-10):
2005-2006 – Males**

%= Relative Proportion of Cancers of All Sites.

Dibrugarh District

ICD-10	Site	0-4	5-9	10-14	15-19	20-24	25-29	30-34	35-39	40-44	45-49	50-54	55-59	60-64	65-69	70-74	75+	Unkn	Total	%
C00	Lip	-	-	-	-	-	-	-	1	-	3	-	1	-	-	2	2	-	9	0.95
C01-02	Tongue	-	-	-	-	-	1	1	1	4	8	6	2	5	3	4	2	-	37	3.92
C03-06	Mouth	-	-	-	-	-	3	3	2	1	13	7	10	9	5	7	6	-	66	6.99
C07-8	Salivary Gland	-	-	-	-	-	-	-	-	-	-	3	-	-	1	1	-	-	5	0.53
C09	Tonsil	-	-	-	-	-	-	-	1	1	1	1	1	2	1	3	1	-	12	1.27
C10	Oth. Oropharynx	-	-	-	-	-	-	-	-	1	2	2	1	1	1	-	-	-	8	0.85
C11	Nasopharynx	-	-	-	1	-	1	-	-	2	-	1	-	-	-	-	-	-	5	0.53
C12-13	Hypopharynx	-	-	-	-	-	2	1	5	8	18	17	13	8	23	14	7	-	116	12.29
C14	Pharynx Unspecified	-	-	-	-	-	-	-	-	-	2	2	2	3	2	2	2	-	15	1.59
C15	Oesophagus	-	-	-	-	-	-	-	7	13	26	22	20	28	20	19	14	-	169	17.90
C16	Stomach	-	-	-	-	1	1	3	1	2	8	13	8	6	11	5	6	-	65	6.89
C17	Small Intestine	-	-	-	-	-	-	-	-	-	1	-	-	-	-	-	-	-	1	0.11
C18	Colon	-	-	-	-	-	1	1	1	2	4	2	3	3	3	1	2	-	23	2.44
C19-20	Rectum	-	-	-	1	2	-	2	1	1	6	1	2	2	1	2	1	-	22	2.33
C21	Anus & Anal Canal	-	-	-	-	-	-	-	-	-	-	-	1	2	-	-	-	-	3	0.32
C22	Liver	-	-	-	-	-	-	-	3	2	5	4	8	5	1	3	2	-	33	3.50
C23-24	Gallbladder etc.	-	-	-	-	-	-	-	3	-	2	5	4	3	2	2	1	-	22	2.33
C25	Pancreas	-	-	-	-	-	-	-	-	1	1	3	2	2	-	-	-	-	9	0.95
C30-31	Nose, Sinuses etc.	-	-	-	-	-	-	-	-	-	-	-	-	-	-	1	-	-	1	0.11
C32	Larynx	-	-	-	-	-	-	1	1	4	2	7	8	4	2	3	9	-	41	4.34
C33-34	Lung etc.	-	-	-	-	-	-	2	2	-	5	6	7	8	7	10	5	-	52	5.51
C37-38	Other Thoracic Organs	-	-	-	-	-	-	1	1	-	-	-	-	2	-	-	-	-	4	0.42
C40-41	Bone	-	-	1	2	-	1	-	-	-	-	1	-	-	-	-	1	-	6	0.64
C43	Melanoma of Skin	-	-	-	-	-	1	-	-	-	-	-	-	1	-	-	-	-	2	0.21
C44	Other Skin	-	-	-	-	-	-	-	-	1	2	2	-	1	2	-	-	-	8	0.85
C45	Mesothelioma	-	-	-	-	-	-	-	-	-	-	-	-	-	-	-	-	-	-	-
C46	Kaposi Sarcoma	-	-	-	-	-	-	-	-	-	-	-	-	-	-	-	-	-	-	-
C47+C49	Conn. & Soft Tissue	-	-	-	-	1	-	-	-	-	1	-	-	2	-	1	-	-	5	0.53
C50	Breast	-	-	-	-	1	-	-	1	-	-	-	-	-	-	-	-	-	2	0.21
C60	Penis	-	-	-	-	-	1	-	-	-	-	1	1	1	1	-	-	-	5	0.53
C61	Prostate	-	-	-	-	-	-	-	-	-	1	-	1	1	1	1	7	-	12	1.27
C62	Testis	-	-	-	-	-	-	-	-	1	-	1	1	-	-	-	-	-	3	0.32
C63	Other Male Genital	-	-	-	-	-	-	-	-	-	-	-	-	1	-	-	-	-	1	0.11
C64	Kidney etc.	1	1	-	-	-	-	1	-	-	2	1	1	2	-	-	1	-	10	1.06
C65	Renal Pelvis	-	-	-	-	-	-	-	-	-	-	-	-	-	-	-	-	-	-	-
C66	Ureter	-	-	-	-	-	-	-	-	-	-	-	-	-	-	-	-	-	-	-
C67	Bladder	-	-	-	-	-	1	-	-	1	2	1	-	1	3	3	6	-	18	1.91
C68	Uns. Urinary Organs	-	-	-	-	-	-	-	-	-	-	-	-	-	-	-	-	-	-	-
C69	Eye	1	-	-	-	-	-	-	-	-	-	1	-	-	-	-	-	-	2	0.21
C70-72	Brain, Nervous System	-	-	-	-	-	1	2	2	-	2	-	3	1	1	-	1	-	13	1.38
C73	Thyroid	-	-	-	-	-	-	1	1	-	1	-	-	-	-	-	-	-	3	0.32
C74	Adrenal Gland	-	-	-	-	-	-	-	-	-	-	-	-	-	-	-	-	-	-	-
C77	Sec Lymph Nodes	-	-	-	1	-	2	1	4	3	10	5	9	8	8	8	6	-	65	6.89
C78	Sec Resp & Digestive	-	-	-	-	-	-	-	-	1	1	-	-	-	2	-	-	-	4	0.42
C79	Sec Others	-	-	-	-	-	-	-	-	-	1	1	-	-	-	-	-	-	2	0.21
C81	Hodgkins Disease	-	-	-	-	-	-	-	-	-	-	-	-	-	-	-	-	-	-	-
C82-85,C96	NHL	-	-	-	-	-	1	1	1	4	2	3	1	1	-	-	-	-	14	1.48
C90	Multiple Myeloma	-	-	-	-	-	-	-	-	-	-	-	-	-	1	-	-	-	1	0.11
C91	Lymphoid Leuk.	1	1	1	1	-	-	-	-	-	-	-	-	-	-	-	-	-	4	0.42
C92-94	Myeloid Leukaemia	-	2	2	1	-	2	5	2	5	1	1	-	2	-	1	1	-	25	2.65
C95	Leukaemia Uns	-	1	-	1	-	-	-	-	-	-	-	1	-	-	-	-	-	3	0.32
O&U	Other and Uns	-	-	-	-	-	1	-	1	-	1	4	4	3	2	2	-	-	18	1.91
	All Sites	3	5	4	8	5	20	26	42	58	134	124	115	118	104	95	83	-	944	100.00

**TABLE DIB-3 (b): Number of Incident Cancers by Five Year Age Group and Site (ICD-10):
2005-2006 – Females**

%= Relative Proportion of Cancers of All Sites.

Dibrugarh District

ICD-10	Site	0-4	5-9	10-14	15-19	20-24	25-29	30-34	35-39	40-44	45-49	50-54	55-59	60-64	65-69	70-74	75+	Unkn	Total	%
C00	Lip	-	-	-	-	-	-	-	1	-	1	-	-	1	-	-	1	-	4	0.57
C01-02	Tongue	-	-	-	-	-	1	-	-	-	-	1	-	-	3	1	-	-	6	0.86
C03-06	Mouth	-	-	-	-	-	2	2	2	4	3	2	2	2	4	1	1	-	25	3.58
C07-8	Salivary Gland	-	-	-	-	-	-	-	-	1	-	-	1	-	2	-	-	-	4	0.57
C09	Tonsil	-	-	-	-	-	-	-	-	-	1	-	-	-	2	-	-	-	3	0.43
C10	Oth. Oropharynx	-	-	-	-	-	-	-	-	1	-	-	-	-	-	-	-	-	1	0.14
C11	Nasopharynx	-	-	-	-	-	-	-	-	-	-	-	-	1	-	-	-	-	1	0.14
C12-13	Hypopharynx	-	-	-	-	-	-	2	1	7	7	4	2	1	-	5	1	-	30	4.30
C14	Pharynx Unspecified	-	-	-	-	-	-	-	1	1	-	-	-	-	-	-	-	-	2	0.29
C15	Oesophagus	-	-	-	-	-	1	-	5	5	8	23	14	12	13	11	5	-	97	13.90
C16	Stomach	-	-	-	-	-	1	6	7	6	3	5	4	4	3	-	2	-	41	5.87
C17	Small Intestine	-	-	-	-	-	-	-	-	-	2	-	-	-	-	-	-	-	2	0.29
C18	Colon	-	-	-	-	-	1	2	1	1	2	1	-	-	5	3	1	-	17	2.44
C19-20	Rectum	-	-	-	-	-	2	1	-	1	-	1	-	5	-	1	-	-	11	1.58
C21	Anus & Anal Canal	-	-	-	-	-	-	-	-	-	1	-	-	-	-	-	-	-	1	0.14
C22	Liver	-	-	-	-	-	-	2	-	1	3	1	3	2	3	2	1	-	18	2.58
C23-24	Gallbladder etc.	-	-	-	-	1	1	1	-	5	12	5	7	7	8	6	1	-	54	7.74
C25	Pancreas	-	-	-	-	-	-	-	-	-	1	1	2	1	-	-	-	-	5	0.72
C30-31	Nose, Sinuses etc.	-	-	-	-	-	-	-	-	-	1	-	1	-	-	-	-	-	2	0.29
C32	Larynx	-	-	-	-	-	-	-	-	-	-	1	-	-	1	1	-	-	3	0.43
C33-34	Lung etc.	-	-	-	-	-	-	1	-	1	7	1	1	1	-	-	3	-	15	2.15
C37-38	Other Thoracic Organs	-	-	-	-	-	-	-	-	1	-	-	-	-	-	-	-	-	1	0.14
C40-41	Bone	-	-	-	-	-	-	-	-	-	-	-	-	2	-	2	1	-	5	0.72
C43	Melanoma of Skin	-	-	-	-	-	1	-	-	-	-	-	-	-	-	-	-	-	1	0.14
C44	Other Skin	-	-	-	-	-	-	-	-	-	-	-	-	-	2	-	-	-	2	0.29
C45	Mesothelioma	-	-	-	-	-	-	-	-	-	-	-	-	-	-	-	-	-	-	-
C46	Kaposi Sarcoma	-	-	-	-	-	-	-	-	-	-	-	-	-	-	-	-	-	-	-
C47+C49	Conn. & Soft Tissue	-	1	-	1	1	1	2	-	-	-	4	-	1	-	1	-	-	12	1.72
C50	Breast	-	-	-	-	-	1	5	15	12	21	15	11	4	9	1	2	-	96	13.75
C51	Vulva	-	-	-	-	1	-	-	-	-	-	1	-	-	1	-	-	-	3	0.43
C52	Vagina	-	-	-	-	-	-	-	1	-	-	-	1	-	-	-	1	-	3	0.43
C53	Cervix Uteri	-	-	-	-	-	2	-	4	11	8	6	7	4	4	-	-	-	46	6.59
C54	Corpus Uteri	-	-	-	-	-	1	1	3	5	1	1	2	1	-	-	1	-	16	2.29
C55	Uterus Unspecified	-	-	-	-	-	-	2	-	-	3	3	-	1	1	-	-	-	10	1.43
C56	Ovary etc.	-	-	5	1	5	4	6	8	6	7	11	2	3	2	1	-	-	61	8.74
C57	Other Female Genital	-	-	-	-	-	-	-	-	-	-	-	-	-	-	-	-	-	-	-
C58	Placenta	-	-	-	-	-	1	-	-	-	-	-	-	-	-	-	-	-	1	0.14
C64	Kidney etc.	3	-	-	-	-	-	-	-	1	-	-	-	-	-	-	-	-	4	0.57
C65	Renal Pelvis	-	-	-	-	-	-	-	-	-	-	-	-	-	-	-	-	-	-	-
C66	Ureter	-	-	-	-	-	-	-	-	-	-	-	-	-	-	-	-	-	-	-
C67	Bladder	-	-	-	-	-	-	-	1	-	-	-	-	-	-	-	-	-	1	0.14
C68	Uns. Urinary Organs	-	-	-	-	-	-	-	-	-	-	-	-	-	-	-	-	-	-	-
C69	Eye	-	-	-	-	-	-	-	-	-	-	-	-	-	-	-	-	-	-	-
C70-72	Brain, Nervous System	-	-	-	-	-	1	-	5	-	2	2	-	-	-	-	1	-	11	1.58
C73	Thyroid	-	-	-	-	-	-	-	1	-	2	-	1	-	-	1	-	-	5	0.72
C74	Adrenal Gland	-	-	-	-	-	-	-	-	-	-	-	1	-	-	-	-	-	1	0.14
C77	Sec Lymph Nodes	-	-	-	-	1	-	1	-	-	5	3	5	2	1	1	1	-	20	2.87
C78	Sec Resp & Digestive	-	-	-	-	-	-	1	-	-	3	-	-	-	1	-	-	-	5	0.72
C79	Sec Others	-	-	-	-	-	-	-	-	-	-	-	1	1	1	-	-	-	3	0.43
C81	Hodgkins Disease	-	-	-	1	-	-	-	-	-	-	-	-	-	-	-	-	-	1	0.14
C82-85,C96	NHL	-	-	-	-	2	-	-	-	2	-	1	1	3	-	1	-	-	10	1.43
C90	Multiple Myeloma	-	-	-	-	-	-	-	-	-	-	2	2	3	-	-	1	-	8	1.15
C91	Lymphoid Leuk.	-	-	-	-	-	-	-	-	-	-	-	-	-	-	-	-	-	-	-
C92-94	Myeloid Leukaemia	2	-	1	1	-	-	-	1	2	5	2	-	-	2	-	-	-	16	2.29
C95	Leukaemia Uns	-	-	-	-	-	-	-	-	-	-	1	-	-	-	-	-	-	1	0.14
O&U	Other and Uns	-	-	-	-	-	1	1	-	2	3	2	-	1	2	1	-	-	13	1.86
	All Sites	5	1	6	4	11	22	36	57	76	112	100	71	63	70	40	24	-	698	100.00

TABLE: DIB-4(a):
Average Annual Age Specific, Crude (CR), Age Adjusted (AAR) (with Standard Error(SE)) and
Truncated (35-64 yrs) (TR) Incidence Rate per 100,000 population: 2005-2006 - Males
Dibrugarh District

ICD-10	0-4	5-9	10-14	15-19	20-24	25-29	30-34	35-39	40-44	45-49	50-54	55-59	60-64	65-69	70-74	>75	CR	AAR	SE	TR
C00	-	-	-	-	-	-	-	0.9	-	4.4	-	2.8	-	-	13.6	13.6	0.7	1.0	0.33	1.4
C01-02	-	-	-	-	-	0.9	1.0	0.9	4.9	11.6	11.7	5.6	17.3	16.1	27.2	13.6	2.9	4.0	0.68	8.2
C03-06	-	-	-	-	-	2.7	3.0	1.8	1.2	18.9	13.6	28.0	31.2	26.8	47.6	40.7	5.1	7.3	0.93	14.1
C07-8	-	-	-	-	-	-	-	-	-	-	5.8	-	-	5.4	6.8	-	0.4	0.6	0.27	0.9
C09	-	-	-	-	-	-	-	0.9	1.2	1.5	1.9	2.8	6.9	5.4	20.4	6.8	0.9	1.4	0.42	2.3
C10	-	-	-	-	-	-	-	-	1.2	2.9	3.9	2.8	3.5	5.4	-	-	0.6	0.9	0.31	2.2
C11	-	-	-	0.8	-	0.9	-	-	2.5	-	1.9	-	-	-	-	-	0.4	0.4	0.18	0.8
C12-13	-	-	-	-	-	1.8	1.0	4.6	9.8	26.1	33.0	36.4	27.7	123.3	95.3	47.5	8.9	13.4	1.29	21.4
C14	-	-	-	-	-	-	-	-	-	2.9	3.9	5.6	10.4	10.7	13.6	13.6	1.2	1.9	0.49	3.3
C15	-	-	-	-	-	-	-	6.4	16.0	37.7	42.7	56.0	96.9	107.3	129.3	94.9	13.0	19.6	1.55	38.2
C16	-	-	-	-	0.8	0.9	3.0	0.9	2.5	11.6	25.2	22.4	20.8	59.0	34.0	40.7	5.0	7.5	0.96	12.5
C17	-	-	-	-	-	-	-	-	-	1.5	-	-	-	-	-	-	0.1	0.1	0.09	0.3
C18	-	-	-	-	-	0.9	1.0	0.9	2.5	5.8	3.9	8.4	10.4	16.1	6.8	13.6	1.8	2.5	0.55	4.8
C19-20	-	-	-	0.8	1.7	-	2.0	0.9	1.2	8.7	1.9	5.6	6.9	5.4	13.6	6.8	1.7	2.1	0.48	4.0
C21	-	-	-	-	-	-	-	-	-	-	-	2.8	6.9	-	-	-	0.2	0.4	0.23	1.3
C22	-	-	-	-	-	-	-	2.7	2.5	7.3	7.8	22.4	17.3	5.4	20.4	13.6	2.5	3.6	0.64	8.8
C23-24	-	-	-	-	-	-	-	2.7	-	2.9	9.7	11.2	10.4	10.7	13.6	6.8	1.7	2.4	0.53	5.4
C25	-	-	-	-	-	-	-	-	1.2	1.5	5.8	5.6	6.9	-	-	-	0.7	1.0	0.32	3.1
C30-31	-	-	-	-	-	-	-	-	-	-	-	-	-	-	6.8	-	0.1	0.1	0.14	-
C32	-	-	-	-	-	-	1.0	0.9	4.9	2.9	13.6	22.4	13.8	10.7	20.4	61.0	3.2	4.7	0.75	8.6
C33-34	-	-	-	-	-	-	2.0	1.8	-	7.3	11.7	19.6	27.7	37.5	68.1	33.9	4.0	6.3	0.90	9.7
C37-38	-	-	-	-	-	-	1.0	0.9	-	-	-	-	6.9	-	-	-	0.3	0.4	0.21	1.1
C40-41	-	-	0.6	1.6	-	0.9	-	-	-	-	1.9	-	-	-	-	6.8	0.5	0.5	0.22	0.3
C43	-	-	-	-	-	0.9	-	-	-	-	-	-	3.5	-	-	-	0.2	0.2	0.16	0.4
C44	-	-	-	-	-	-	-	-	1.2	2.9	3.9	-	3.5	10.7	-	-	0.6	0.9	0.33	1.9
C45	-	-	-	-	-	-	-	-	-	-	-	-	-	-	-	-	-	-	-	-
C46	-	-	-	-	-	-	-	-	-	-	-	-	-	-	-	-	-	-	-	-
C47+C49	-	-	-	-	0.8	-	-	-	-	1.5	-	-	6.9	-	6.8	-	0.4	0.6	0.26	1.2
C50	-	-	-	-	0.8	-	-	0.9	-	-	-	-	-	-	-	-	0.2	0.1	0.09	0.2
C60	-	-	-	-	-	0.9	-	-	-	-	1.9	2.8	3.5	5.4	-	-	0.4	0.6	0.27	1.1
C61	-	-	-	-	-	-	-	-	-	1.5	-	2.8	3.5	5.4	6.8	47.5	0.9	1.6	0.46	1.1
C62	-	-	-	-	-	-	-	-	1.2	-	1.9	2.8	-	-	-	-	0.2	0.3	0.17	0.9
C63	-	-	-	-	-	-	-	-	-	-	-	-	3.5	-	-	-	0.1	0.1	0.14	0.4
C64	0.9	0.7	-	-	-	-	1.0	-	-	2.9	1.9	2.8	6.9	-	-	6.8	0.8	1.0	0.34	2.1
C65	-	-	-	-	-	-	-	-	-	-	-	-	-	-	-	-	-	-	-	-
C66	-	-	-	-	-	-	-	-	-	-	-	-	-	-	-	-	-	-	-	-
C67	-	-	-	-	-	0.9	-	-	1.2	2.9	1.9	-	3.5	16.1	20.4	40.7	1.4	2.3	0.55	1.6
C68	-	-	-	-	-	-	-	-	-	-	-	-	-	-	-	-	-	-	-	-
C69	0.9	-	-	-	-	-	-	-	-	-	1.9	-	-	-	-	-	0.2	0.2	0.15	0.3
C70-72	-	-	-	-	-	0.9	2.0	1.8	-	2.9	-	8.4	3.5	5.4	-	6.8	1.0	1.2	0.37	2.4
C73	-	-	-	-	-	-	1.0	0.9	-	1.5	-	-	-	-	-	-	0.2	0.2	0.12	0.5
C74	-	-	-	-	-	-	-	-	-	-	-	-	-	-	-	-	-	-	-	-
C77	-	-	-	0.8	-	1.8	1.0	3.6	3.7	14.5	9.7	25.2	27.7	42.9	54.4	40.7	5.0	7.4	0.95	12.6
C78	-	-	-	-	-	-	-	-	1.2	1.5	-	-	-	10.7	-	-	0.3	0.5	0.25	0.5
C79	-	-	-	-	-	-	-	-	-	1.5	1.9	-	-	-	-	-	0.2	0.2	0.13	0.6
C81	-	-	-	-	-	-	-	-	-	-	-	-	-	-	-	-	-	-	-	-
C82-85,C96	-	-	-	-	-	0.9	1.0	0.9	4.9	2.9	5.8	2.8	3.5	-	-	-	1.1	1.2	0.33	3.4
C90	-	-	-	-	-	-	-	-	-	-	-	-	-	5.4	-	-	0.1	0.2	0.16	-
C91	0.9	0.7	0.6	0.8	-	-	-	-	-	-	-	-	-	-	-	-	0.3	0.3	0.16	-
C92-94	-	1.3	1.3	0.8	-	1.8	5.0	1.8	6.1	1.5	1.9	-	6.9	-	6.8	6.8	1.9	2.0	0.42	3.0
C95	-	0.7	-	0.8	-	-	-	-	-	-	-	2.8	-	-	-	-	0.2	0.3	0.15	0.4
O&U	-	-	-	-	-	0.9	-	0.9	-	1.5	7.8	11.2	10.4	10.7	13.6	-	1.4	2.1	0.50	4.5
All	2.7	3.3	2.6	6.4	4.2	18.1	26.0	38.3	71.2	194.3	240.8	322.2	408.5	557.7	646.5	562.9	72.8	105.2	3.55	191.9

TABLE: DIB-4(b):
Average Annual Age Specific, Crude (CR), Age Adjusted (AAR) (with Standard Error(SE)) and
Truncated (35-64 yrs) (TR) Incidence Rate per 100,000 population: 2005-2006 - Females
Dibrugarh District

ICD-10	0-4	5-9	10-14	15-19	20-24	25-29	30-34	35-39	40-44	45-49	50-54	55-59	60-64	65-69	70-74	>75	CR	AAR	SE	TR
C00	-	-	-	-	-	-	-	1.0	-	1.7	-	-	3.5	-	-	8.4	0.3	0.5	0.25	1.0
C01-02	-	-	-	-	-	0.8	-	-	-	-	2.5	-	-	15.6	8.0	-	0.5	0.8	0.35	0.4
C03-06	-	-	-	-	-	1.7	1.9	2.0	6.0	5.2	5.1	6.8	7.1	20.9	8.0	8.4	2.0	2.8	0.59	5.2
C07-8	-	-	-	-	-	-	-	-	1.5	-	-	3.4	-	10.4	-	-	0.3	0.5	0.27	0.7
C09	-	-	-	-	-	-	-	-	-	1.7	-	-	-	10.4	-	-	0.2	0.4	0.24	0.3
C10	-	-	-	-	-	-	-	-	1.5	-	-	-	-	-	-	-	0.1	0.1	0.09	0.3
C11	-	-	-	-	-	-	-	-	-	-	-	-	3.5	-	-	-	0.1	0.1	0.14	0.5
C12-13	-	-	-	-	-	-	1.9	1.0	10.5	12.2	10.1	6.8	3.5	-	40.1	8.4	2.4	3.4	0.65	7.6
C14	-	-	-	-	-	-	-	1.0	1.5	-	-	-	-	-	-	-	0.2	0.2	0.11	0.5
C15	-	-	-	-	-	0.8	-	5.0	7.5	14.0	58.1	47.6	42.4	67.8	88.3	42.1	7.9	12.8	1.33	26.1
C16	-	-	-	-	-	0.8	5.8	7.0	9.0	5.2	12.6	13.6	14.1	15.6	-	16.8	3.3	4.2	0.70	9.7
C17	-	-	-	-	-	-	-	-	-	3.5	-	-	-	-	-	-	0.2	0.2	0.15	0.7
C18	-	-	-	-	-	0.8	1.9	1.0	1.5	3.5	2.5	-	-	26.1	24.1	8.4	1.4	2.1	0.54	1.6
C19-20	-	-	-	-	-	1.7	1.0	-	1.5	-	2.5	-	17.7	-	8.0	-	0.9	1.3	0.40	3.0
C21	-	-	-	-	-	-	-	-	-	1.7	-	-	-	-	-	-	0.1	0.1	0.10	0.3
C22	-	-	-	-	-	-	1.9	-	1.5	5.2	2.5	10.2	7.1	15.6	16.0	8.4	1.5	2.3	0.56	3.9
C23-24	-	-	-	-	0.8	0.8	1.0	-	7.5	21.0	12.6	23.8	24.7	41.7	48.1	8.4	4.4	6.9	0.95	13.8
C25	-	-	-	-	-	-	-	-	-	1.7	2.5	6.8	3.5	-	-	-	0.4	0.6	0.29	2.1
C30-31	-	-	-	-	-	-	-	-	-	1.7	-	3.4	-	-	-	-	0.2	0.2	0.17	0.8
C32	-	-	-	-	-	-	-	-	-	-	2.5	-	-	5.2	8.0	-	0.2	0.4	0.26	0.4
C33-34	-	-	-	-	-	-	1.0	-	1.5	12.2	2.5	3.4	3.5	-	-	25.3	1.2	1.8	0.48	4.0
C37-38	-	-	-	-	-	-	-	-	1.5	-	-	-	-	-	-	-	0.1	0.1	0.09	0.3
C40-41	-	-	-	-	-	-	-	-	-	-	-	-	7.1	-	16.0	8.4	0.4	0.8	0.35	0.9
C43	-	-	-	-	-	0.8	-	-	-	-	-	-	-	-	-	-	0.1	0.1	0.07	-
C44	-	-	-	-	-	-	-	-	-	-	-	-	-	10.4	-	-	0.2	0.3	0.22	-
C45	-	-	-	-	-	-	-	-	-	-	-	-	-	-	-	-	-	-	-	-
C46	-	-	-	-	-	-	-	-	-	-	-	-	-	-	-	-	-	-	-	-
C47+C49	-	0.7	-	0.8	0.8	0.8	1.9	-	-	-	10.1	-	3.5	-	8.0	-	1.0	1.2	0.37	2.1
C50	-	-	-	-	-	0.8	4.9	15.1	18.0	36.7	37.9	37.4	14.1	46.9	8.0	16.8	7.8	10.4	1.11	26.3
C51	-	-	-	-	0.8	-	-	-	-	-	2.5	-	-	5.2	-	-	0.2	0.3	0.21	0.4
C52	-	-	-	-	-	-	-	1.0	-	-	-	3.4	-	-	-	8.4	0.2	0.4	0.22	0.6
C53	-	-	-	-	-	1.7	-	4.0	16.5	14.0	15.2	23.8	14.1	20.9	-	-	3.8	5.1	0.78	14.0
C54	-	-	-	-	-	0.8	1.0	3.0	7.5	1.7	2.5	6.8	3.5	-	-	8.4	1.3	1.6	0.41	4.1
C55	-	-	-	-	-	-	1.9	-	-	5.2	7.6	-	3.5	5.2	-	-	0.8	1.1	0.36	2.7
C56	-	-	3.4	0.8	4.2	3.4	5.8	8.0	9.0	12.2	27.8	6.8	10.6	10.4	8.0	-	5.0	5.6	0.77	12.4
C57	-	-	-	-	-	-	-	-	-	-	-	-	-	-	-	-	-	-	-	-
C58	-	-	-	-	-	0.8	-	-	-	-	-	-	-	-	-	-	0.1	0.1	0.07	-
C64	2.8	-	-	-	-	-	-	-	1.5	-	-	-	-	-	-	-	0.3	0.4	0.22	0.3
C65	-	-	-	-	-	-	-	-	-	-	-	-	-	-	-	-	-	-	-	-
C66	-	-	-	-	-	-	-	-	-	-	-	-	-	-	-	-	-	-	-	-
C67	-	-	-	-	-	-	-	1.0	-	-	-	-	-	-	-	-	0.1	0.1	0.06	0.2
C68	-	-	-	-	-	-	-	-	-	-	-	-	-	-	-	-	-	-	-	-
C69	-	-	-	-	-	-	-	-	-	-	-	-	-	-	-	-	-	-	-	-
C70-72	-	-	-	-	-	0.8	-	5.0	-	3.5	5.1	-	-	-	-	8.4	0.9	1.0	0.32	2.5
C73	-	-	-	-	-	-	-	1.0	-	3.5	-	3.4	-	-	8.0	-	0.4	0.6	0.26	1.3
C74	-	-	-	-	-	-	-	-	-	-	-	3.4	-	-	-	-	0.1	0.1	0.14	0.4
C77	-	-	-	-	0.8	-	1.0	-	-	8.7	7.6	17.0	7.1	5.2	8.0	8.4	1.6	2.5	0.57	6.0
C78	-	-	-	-	-	-	1.0	-	-	5.2	-	-	-	5.2	-	-	0.4	0.5	0.25	1.0
C79	-	-	-	-	-	-	-	-	-	-	-	3.4	3.5	5.2	-	-	0.2	0.4	0.25	0.9
C81	-	-	-	0.8	-	-	-	-	-	-	-	-	-	-	-	-	0.1	0.1	0.07	-
C82-85,C96	-	-	-	-	1.7	-	-	-	3.0	-	2.5	3.4	10.6	-	8.0	-	0.8	1.2	0.38	2.8
C90	-	-	-	-	-	-	-	-	-	-	5.1	6.8	10.6	-	-	8.4	0.7	1.1	0.40	3.1
C91	-	-	-	-	-	-	-	-	-	-	-	-	-	-	-	-	-	-	-	-
C92-94	1.9	-	0.7	0.8	-	-	-	1.0	3.0	8.7	5.1	-	-	10.4	-	-	1.3	1.7	0.44	3.3
C95	-	-	-	-	-	-	-	-	-	-	2.5	-	-	-	-	-	0.1	0.1	0.13	0.4
O&U	-	-	-	-	-	0.8	1.0	-	3.0	5.2	5.1	-	3.5	10.4	8.0	-	1.1	1.5	0.43	2.9
All	4.7	0.7	4.0	3.2	9.2	18.7	35.1	57.3	113.8	195.7	252.5	241.2	222.6	364.9	321.0	202.0	57.0	80.2	3.16	171.6

**TABLE: DIB-5(a): Number (#) and Proportion (%) of Cancers by Site (ICD-10) and Method of Diagnosis: 2005-2006 - Males
Dibrugarh District**

ICD-10	Site	Microscopic		X-Ray / imaging		Clinical		Others		D.C.O		Total	
		#	%	#	%	#	%	#	%	#	%	#	%
C00	Lip	9	100.0	-	-	-	-	-	-	-	-	9	100.0
C01-02	Tongue	35	94.6	-	-	-	-	-	-	2	5.4	37	100.0
C03-06	Mouth	59	89.4	-	-	-	-	1	1.5	6	9.1	66	100.0
C07-8	Salivary Gland	5	100.0	-	-	-	-	-	-	-	-	5	100.0
C09	Tonsil	12	100.0	-	-	-	-	-	-	-	-	12	100.0
C10	Oth. Oropharynx	8	100.0	-	-	-	-	-	-	-	-	8	100.0
C11	Nasopharynx	5	100.0	-	-	-	-	-	-	-	-	5	100.0
C12-13	Hypopharynx	113	97.4	-	-	-	-	1	0.9	2	1.7	116	100.0
C14	Pharynx Unspecified	14	93.3	-	-	-	-	-	-	1	6.7	15	100.0
C15	Oesophagus	141	83.4	2	1.2	-	-	1	0.6	25	14.8	169	100.0
C16	Stomach	50	76.9	1	1.5	-	-	3	4.6	11	16.9	65	100.0
C17	Small Intestine	1	100.0	-	-	-	-	-	-	-	-	1	100.0
C18	Colon	19	82.6	-	-	-	-	1	4.3	3	13.0	23	100.0
C19-20	Rectum	21	95.5	-	-	-	-	-	-	1	4.5	22	100.0
C21	Anus & Anal Canal	3	100.0	-	-	-	-	-	-	-	-	3	100.0
C22	Liver	18	54.5	-	-	-	-	-	-	15	45.5	33	100.0
C23-24	Gallbladder etc.	18	81.8	-	-	-	-	3	13.6	1	4.5	22	100.0
C25	Pancreas	5	55.6	-	-	-	-	1	11.1	3	33.3	9	100.0
C30-31	Nose, Sinuses etc.	1	100.0	-	-	-	-	-	-	-	-	1	100.0
C32	Larynx	35	85.4	-	-	-	-	1	2.4	5	12.2	41	100.0
C33-34	Lung etc.	38	73.1	4	7.7	-	-	-	-	10	19.2	52	100.0
C37-38	Other Thoracic Organs	4	100.0	-	-	-	-	-	-	-	-	4	100.0
C40-41	Bone	6	100.0	-	-	-	-	-	-	-	-	6	100.0
C43	Melanoma of Skin	1	50.0	-	-	-	-	-	-	1	50.0	2	100.0
C44	Other Skin	8	100.0	-	-	-	-	-	-	-	-	8	100.0
C45	Mesothelioma	-	-	-	-	-	-	-	-	-	-	-	-
C46	Kaposi Sarcoma	-	-	-	-	-	-	-	-	-	-	-	-
C47+C49	Conn. & Soft Tissue	5	100.0	-	-	-	-	-	-	-	-	5	100.0
C50	Breast	1	50.0	-	-	-	-	-	-	1	50.0	2	100.0
C60	Penis	4	80.0	-	-	-	-	-	-	1	20.0	5	100.0
C61	Prostate	12	100.0	-	-	-	-	-	-	-	-	12	100.0
C62	Testis	3	100.0	-	-	-	-	-	-	-	-	3	100.0
C63	Other Male Genital	1	100.0	-	-	-	-	-	-	-	-	1	100.0
C64	Kidney etc.	6	60.0	-	-	-	-	2	20.0	2	20.0	10	100.0
C65	Renal Pelvis	-	-	-	-	-	-	-	-	-	-	-	-
C66	Ureter	-	-	-	-	-	-	-	-	-	-	-	-
C67	Bladder	16	88.9	-	-	-	-	-	-	2	11.1	18	100.0
C68	Uns.Urinary Organs	-	-	-	-	-	-	-	-	-	-	-	-
C69	Eye	1	50.0	-	-	-	-	1	50.0	-	-	2	100.0
C70-72	Brain, Nervous System	6	46.2	5	38.5	-	-	1	7.7	1	7.7	13	100.0
C73	Thyroid	3	100.0	-	-	-	-	-	-	-	-	3	100.0
C74	Adrenal Gland	-	-	-	-	-	-	-	-	-	-	-	-
C77	Sec Lymph Nodes	50	76.9	-	-	-	-	-	-	15	23.1	65	100.0
C78	Sec Resp & Digestive	4	100.0	-	-	-	-	-	-	-	-	4	100.0
C79	Sec Others	2	100.0	-	-	-	-	-	-	-	-	2	100.0
C81	Hodgkins Disease	-	-	-	-	-	-	-	-	-	-	-	-
C82-85,C96	NHL	14	100.0	-	-	-	-	-	-	-	-	14	100.0
C90	Multiple Myeloma	1	100.0	-	-	-	-	-	-	-	-	1	100.0
C91	Lymphoid Leuk.	4	100.0	-	-	-	-	-	-	-	-	4	100.0
C92-94	Myeloid Leukaemia	21	84.0	-	-	-	-	-	-	4	16.0	25	100.0
C95	Leukaemia Uns	1	33.3	-	-	-	-	-	-	2	66.7	3	100.0
O&U	Other and Uns	15	83.3	-	-	-	-	-	-	3	16.7	18	100.0
	All Sites	799	84.6	12	1.3	-	-	16	1.7	117	12.4	944	100.0

**TABLE: DIB-5(b): Number (#) and Proportion (%) of Cancers by Site (ICD-10) and Method of Diagnosis : 2005-2006 - Females
Dibrugarh District**

ICD-10	Site	Microscopic		X-Ray / imaging		Clinical		Others		D.C.O		Total	
		#	%	#	%	#	%	#	%	#	%	#	%
C00	Lip	4	100.0	-	-	-	-	-	-	-	-	4	100.0
C01-02	Tongue	6	100.0	-	-	-	-	-	-	-	-	6	100.0
C03-06	Mouth	25	100.0	-	-	-	-	-	-	-	-	25	100.0
C07-8	Salivary Gland	4	100.0	-	-	-	-	-	-	-	-	4	100.0
C09	Tonsil	3	100.0	-	-	-	-	-	-	-	-	3	100.0
C10	Oth. Oropharynx	1	100.0	-	-	-	-	-	-	-	-	1	100.0
C11	Nasopharynx	1	100.0	-	-	-	-	-	-	-	-	1	100.0
C12-13	Hypopharynx	27	90.0	-	-	1	3.3	1	3.3	1	3.3	30	100.0
C14	Pharynx Unspecified	2	100.0	-	-	-	-	-	-	-	-	2	100.0
C15	Oesophagus	87	89.7	1	1.0	-	-	-	-	9	9.3	97	100.0
C16	Stomach	35	85.4	1	2.4	-	-	1	2.4	4	9.8	41	100.0
C17	Small Intestine	2	100.0	-	-	-	-	-	-	-	-	2	100.0
C18	Colon	16	94.1	-	-	-	-	-	-	1	5.9	17	100.0
C19-20	Rectum	10	90.9	-	-	-	-	-	-	1	9.1	11	100.0
C21	Anus & Anal Canal	1	100.0	-	-	-	-	-	-	-	-	1	100.0
C22	Liver	6	33.3	-	-	-	-	2	11.1	10	55.6	18	100.0
C23-24	Gallbladder etc.	42	77.8	2	3.7	-	-	3	5.6	7	13.0	54	100.0
C25	Pancreas	3	60.0	-	-	-	-	2	40.0	-	-	5	100.0
C30-31	Nose, Sinuses etc.	2	100.0	-	-	-	-	-	-	-	-	2	100.0
C32	Larynx	3	100.0	-	-	-	-	-	-	-	-	3	100.0
C33-34	Lung etc.	6	40.0	1	6.7	-	-	-	-	8	53.3	15	100.0
C37-38	Other Thoracic Organs	1	100.0	-	-	-	-	-	-	-	-	1	100.0
C40-41	Bone	3	60.0	-	-	-	-	-	-	2	40.0	5	100.0
C43	Melanoma of Skin	1	100.0	-	-	-	-	-	-	-	-	1	100.0
C44	Other Skin	2	100.0	-	-	-	-	-	-	-	-	2	100.0
C45	Mesothelioma	-	-	-	-	-	-	-	-	-	-	-	-
C46	Kaposi Sarcoma	-	-	-	-	-	-	-	-	-	-	-	-
C47+C49	Conn. & Soft Tissue	12	100.0	-	-	-	-	-	-	-	-	12	100.0
C50	Breast	90	93.8	-	-	1	1.0	-	-	5	5.2	96	100.0
C51	Vulva	3	100.0	-	-	-	-	-	-	-	-	3	100.0
C52	Vagina	2	66.7	-	-	-	-	-	-	1	33.3	3	100.0
C53	Cervix Uteri	44	95.7	-	-	-	-	1	2.2	1	2.2	46	100.0
C54	Corpus Uteri	12	75.0	-	-	-	-	3	18.8	1	6.3	16	100.0
C55	Uterus Unspecified	9	90.0	-	-	-	-	1	10.0	-	-	10	100.0
C56	Ovary etc.	51	83.6	1	1.6	2	3.3	5	8.2	2	3.3	61	100.0
C57	Other Female Genital	-	-	-	-	-	-	-	-	-	-	-	-
C58	Placenta	1	100.0	-	-	-	-	-	-	-	-	1	100.0
C64	Kidney etc.	4	100.0	-	-	-	-	-	-	-	-	4	100.0
C65	Renal Pelvis	-	-	-	-	-	-	-	-	-	-	-	-
C66	Ureter	-	-	-	-	-	-	-	-	-	-	-	-
C67	Bladder	1	100.0	-	-	-	-	-	-	-	-	1	100.0
C68	Uns.Urinary Organs	-	-	-	-	-	-	-	-	-	-	-	-
C69	Eye	-	-	-	-	-	-	-	-	-	-	-	-
C70-72	Brain, Nervous System	7	63.6	3	27.3	-	-	-	-	1	9.1	11	100.0
C73	Thyroid	5	100.0	-	-	-	-	-	-	-	-	5	100.0
C74	Adrenal Gland	1	100.0	-	-	-	-	-	-	-	-	1	100.0
C77	Sec Lymph Nodes	17	85.0	-	-	-	-	-	-	3	15.0	20	100.0
C78	Sec Resp & Digestive	3	60.0	-	-	-	-	1	20.0	1	20.0	5	100.0
C79	Sec Others	2	66.7	-	-	-	-	1	33.3	-	-	3	100.0
C81	Hodgkins Disease	1	100.0	-	-	-	-	-	-	-	-	1	100.0
C82-85,C96	NHL	10	100.0	-	-	-	-	-	-	-	-	10	100.0
C90	Multiple Myeloma	8	100.0	-	-	-	-	-	-	-	-	8	100.0
C91	Lymphoid Leuk.	-	-	-	-	-	-	-	-	-	-	-	-
C92-94	Myeloid Leukaemia	14	87.5	-	-	-	-	-	-	2	12.5	16	100.0
C95	Leukaemia Uns	-	-	-	-	-	-	-	-	1	100.0	1	100.0
O&U	Other and Uns	11	84.6	-	-	-	-	-	-	2	15.4	13	100.0
	All Sites	601	86.1	9	1.3	4	0.6	21	3.0	63	9.0	698	100.0

TABLE: DIB-6(a): Number (#) and Proportion (%) of Cancers by Site (ICD-10) and Detailed Microscopic Diagnosis, 2005-2006 - Males : Dibrugarh District

ICD-10	Site	Pri. Hist		Sec. Hist		Cytology		Blood Film		Bone Marrow		Others		Total	
		#	%	#	%	#	%	#	%	#	%	#	%	#	%
C00	Lip	9	100.0	-	-	-	-	-	-	-	-	-	-	9	100.0
C01-02	Tongue	21	56.8	3	8.1	11	29.7	-	-	-	-	2	5.4	37	100.0
C03-06	Mouth	53	80.3	1	1.5	5	7.6	-	-	-	-	7	10.6	66	100.0
C07-8	Salivary Gland	5	100.0	-	-	-	-	-	-	-	-	-	-	5	100.0
C09	Tonsil	7	58.3	3	25.0	2	16.7	-	-	-	-	-	-	12	100.0
C10	Oth. Oropharynx	7	87.5	1	12.5	-	-	-	-	-	-	-	-	8	100.0
C11	Nasopharynx	3	60.0	1	20.0	1	20.0	-	-	-	-	-	-	5	100.0
C12-13	Hypopharynx	96	82.8	6	5.2	11	9.5	-	-	-	-	3	2.6	116	100.0
C14	Pharynx Unspecified	13	86.7	-	-	1	6.7	-	-	-	-	1	6.7	15	100.0
C15	Oesophagus	139	82.2	1	0.6	1	0.6	-	-	-	-	28	16.6	169	100.0
C16	Stomach	49	75.4	1	1.5	-	-	-	-	-	-	15	23.1	65	100.0
C17	Small Intestine	1	100.0	-	-	-	-	-	-	-	-	-	-	1	100.0
C18	Colon	19	82.6	-	-	-	-	-	-	-	-	4	17.4	23	100.0
C19-20	Rectum	21	95.5	-	-	-	-	-	-	-	-	1	4.5	22	100.0
C21	Anus & Anal Canal	3	100.0	-	-	-	-	-	-	-	-	-	-	3	100.0
C22	Liver	9	27.3	-	-	9	27.3	-	-	-	-	15	45.5	33	100.0
C23-24	Gallbladder etc.	17	77.3	-	-	-	-	-	-	1	4.5	4	18.2	22	100.0
C25	Pancreas	5	55.6	-	-	-	-	-	-	-	-	4	44.4	9	100.0
C30-31	Nose, Sinuses etc.	1	100.0	-	-	-	-	-	-	-	-	-	-	1	100.0
C32	Larynx	31	75.6	1	2.4	3	7.3	-	-	-	-	6	14.6	41	100.0
C33-34	Lung etc.	9	17.3	2	3.8	27	51.9	-	-	-	-	14	26.9	52	100.0
C37-38	Other Thoracic Organs	1	25.0	1	25.0	2	50.0	-	-	-	-	-	-	4	100.0
C40-41	Bone	3	50.0	1	16.7	2	33.3	-	-	-	-	-	-	6	100.0
C43	Melanoma of Skin	-	-	-	-	1	50.0	-	-	-	-	1	50.0	2	100.0
C44	Other Skin	8	100.0	-	-	-	-	-	-	-	-	-	-	8	100.0
C45	Mesothelioma	-	-	-	-	-	-	-	-	-	-	-	-	-	-
C46	Kaposi Sarcoma	-	-	-	-	-	-	-	-	-	-	-	-	-	-
C47+C49	Conn. & Soft Tissue	5	100.0	-	-	-	-	-	-	-	-	-	-	5	100.0
C50	Breast	1	50.0	-	-	-	-	-	-	-	-	1	50.0	2	100.0
C60	Penis	3	60.0	1	20.0	-	-	-	-	-	-	1	20.0	5	100.0
C61	Prostate	11	91.7	-	-	1	8.3	-	-	-	-	-	-	12	100.0
C62	Testis	3	100.0	-	-	-	-	-	-	-	-	-	-	3	100.0
C63	Other Male Genital	-	-	-	-	1	100.0	-	-	-	-	-	-	1	100.0
C64	Kidney etc.	5	50.0	-	-	1	10.0	-	-	-	-	4	40.0	10	100.0
C65	Renal Pelvis	-	-	-	-	-	-	-	-	-	-	-	-	-	-
C66	Ureter	-	-	-	-	-	-	-	-	-	-	-	-	-	-
C67	Bladder	14	77.8	-	-	2	11.1	-	-	-	-	2	11.1	18	100.0
C68	Uns. Urinary Organs	-	-	-	-	-	-	-	-	-	-	-	-	-	-
C69	Eye	1	50.0	-	-	-	-	-	-	-	-	1	50.0	2	100.0
C70-72	Brain, Nervous System	4	30.8	-	-	2	15.4	-	-	-	-	7	53.8	13	100.0
C73	Thyroid	1	33.3	-	-	2	66.7	-	-	-	-	-	-	3	100.0
C74	Adrenal Gland	-	-	-	-	-	-	-	-	-	-	-	-	-	-
C77	Sec Lymph Nodes	1	1.5	20	30.8	29	44.6	-	-	-	-	15	23.1	65	100.0
C78	Sec Resp & Digestive	-	-	1	25.0	3	75.0	-	-	-	-	-	-	4	100.0
C79	Sec Others	-	-	-	-	2	100.0	-	-	-	-	-	-	2	100.0
C81	Hodgkins Disease	-	-	-	-	-	-	-	-	-	-	-	-	-	-
C82-85,C96	NHL	8	57.1	-	-	6	42.9	-	-	-	-	-	-	14	100.0
C90	Multiple Myeloma	-	-	-	-	-	-	-	-	1	100.0	-	-	1	100.0
C91	Lymphoid Leuk.	-	-	-	-	-	-	-	-	4	100.0	-	-	4	100.0
C92-94	Myeloid Leukaemia	1	4.0	-	-	-	-	-	-	20	80.0	4	16.0	25	100.0
C95	Leukaemia Uns	-	-	-	-	-	-	-	-	1	33.3	2	66.7	3	100.0
O&U	Other and Uns	15	83.3	-	-	-	-	-	-	-	-	3	16.7	18	100.0
	All Sites	603	63.9	44	4.7	125	13.2	-	-	27	2.9	145	15.4	944	100.0

TABLE: DIB-6(b): Number (#) and Proportion (%) of Cancers by Site (ICD-10) and Detailed Microscopic Diagnosis, 2005-2006 - Females : Dibrugarh District

ICD-10	Site	Pri. Hist		Sec. Hist		Cytology		Blood Film		Bone Marrow		Others		Total	
		#	%	#	%	#	%	#	%	#	%	#	%	#	%
C00	Lip	3	75.0	-	-	1	25.0	-	-	-	-	-	-	4	100.0
C01-02	Tongue	6	100.0	-	-	-	-	-	-	-	-	-	-	6	100.0
C03-06	Mouth	18	72.0	-	-	7	28.0	-	-	-	-	-	-	25	100.0
C07-8	Salivary Gland	3	75.0	-	-	1	25.0	-	-	-	-	-	-	4	100.0
C09	Tonsil	3	100.0	-	-	-	-	-	-	-	-	-	-	3	100.0
C10	Oth. Oropharynx	1	100.0	-	-	-	-	-	-	-	-	-	-	1	100.0
C11	Nasopharynx	1	100.0	-	-	-	-	-	-	-	-	-	-	1	100.0
C12-13	Hypopharynx	26	86.7	1	3.3	-	-	-	-	-	-	3	10.0	30	100.0
C14	Pharynx Unspecified	2	100.0	-	-	-	-	-	-	-	-	-	-	2	100.0
C15	Oesophagus	87	89.7	-	-	-	-	-	-	-	-	10	10.3	97	100.0
C16	Stomach	33	80.5	1	2.4	1	2.4	-	-	-	-	6	14.6	41	100.0
C17	Small Intestine	1	50.0	-	-	1	50.0	-	-	-	-	-	-	2	100.0
C18	Colon	16	94.1	-	-	-	-	-	-	-	-	1	5.9	17	100.0
C19-20	Rectum	10	90.9	-	-	-	-	-	-	-	-	1	9.1	11	100.0
C21	Anus & Anal Canal	1	100.0	-	-	-	-	-	-	-	-	-	-	1	100.0
C22	Liver	3	16.7	-	-	3	16.7	-	-	-	-	12	66.7	18	100.0
C23-24	Gallbladder etc.	36	66.7	1	1.9	5	9.3	-	-	-	-	12	22.2	54	100.0
C25	Pancreas	3	60.0	-	-	-	-	-	-	-	-	2	40.0	5	100.0
C30-31	Nose, Sinuses etc.	2	100.0	-	-	-	-	-	-	-	-	-	-	2	100.0
C32	Larynx	3	100.0	-	-	-	-	-	-	-	-	-	-	3	100.0
C33-34	Lung etc.	-	-	-	-	6	40.0	-	-	-	-	9	60.0	15	100.0
C37-38	Other Thoracic Organs	1	100.0	-	-	-	-	-	-	-	-	-	-	1	100.0
C40-41	Bone	3	60.0	-	-	-	-	-	-	-	-	2	40.0	5	100.0
C43	Melanoma of Skin	1	100.0	-	-	-	-	-	-	-	-	-	-	1	100.0
C44	Other Skin	2	100.0	-	-	-	-	-	-	-	-	-	-	2	100.0
C45	Mesothelioma	-	-	-	-	-	-	-	-	-	-	-	-	-	-
C46	Kaposi Sarcoma	-	-	-	-	-	-	-	-	-	-	-	-	-	-
C47+C49	Conn. & Soft Tissue	9	75.0	1	8.3	2	16.7	-	-	-	-	-	-	12	100.0
C50	Breast	52	54.2	1	1.0	37	38.5	-	-	-	-	6	6.3	96	100.0
C51	Vulva	3	100.0	-	-	-	-	-	-	-	-	-	-	3	100.0
C52	Vagina	1	33.3	-	-	1	33.3	-	-	-	-	1	33.3	3	100.0
C53	Cervix Uteri	41	89.1	-	-	3	6.5	-	-	-	-	2	4.3	46	100.0
C54	Corpus Uteri	12	75.0	-	-	-	-	-	-	-	-	4	25.0	16	100.0
C55	Uterus Unspecified	9	90.0	-	-	-	-	-	-	-	-	1	10.0	10	100.0
C56	Ovary etc.	48	78.7	-	-	3	4.9	-	-	-	-	10	16.4	61	100.0
C57	Other Female Genital	-	-	-	-	-	-	-	-	-	-	-	-	-	-
C58	Placenta	1	100.0	-	-	-	-	-	-	-	-	-	-	1	100.0
C64	Kidney etc.	2	50.0	-	-	2	50.0	-	-	-	-	-	-	4	100.0
C65	Renal Pelvis	-	-	-	-	-	-	-	-	-	-	-	-	-	-
C66	Ureter	-	-	-	-	-	-	-	-	-	-	-	-	-	-
C67	Bladder	1	100.0	-	-	-	-	-	-	-	-	-	-	1	100.0
C68	Uns.Urinary Organs	-	-	-	-	-	-	-	-	-	-	-	-	-	-
C69	Eye	-	-	-	-	-	-	-	-	-	-	-	-	-	-
C70-72	Brain, Nervous System	6	54.5	-	-	1	9.1	-	-	-	-	4	36.4	11	100.0
C73	Thyroid	3	60.0	-	-	2	40.0	-	-	-	-	-	-	5	100.0
C74	Adrenal Gland	1	100.0	-	-	-	-	-	-	-	-	-	-	1	100.0
C77	Sec Lymph Nodes	1	5.0	3	15.0	13	65.0	-	-	-	-	3	15.0	20	100.0
C78	Sec Resp & Digestive	-	-	1	20.0	2	40.0	-	-	-	-	2	40.0	5	100.0
C79	Sec Others	1	33.3	1	33.3	-	-	-	-	-	-	1	33.3	3	100.0
C81	Hodgkins Disease	1	100.0	-	-	-	-	-	-	-	-	-	-	1	100.0
C82-85,C96	NHL	4	40.0	-	-	6	60.0	-	-	-	-	-	-	10	100.0
C90	Multiple Myeloma	1	12.5	-	-	-	-	-	-	7	87.5	-	-	8	100.0
C91	Lymphoid Leuk.	-	-	-	-	-	-	-	-	-	-	-	-	-	-
C92-94	Myeloid Leukaemia	1	6.3	1	6.3	-	-	-	-	12	75.0	2	12.5	16	100.0
C95	Leukaemia Uns	-	-	-	-	-	-	-	-	-	-	1	100.0	1	100.0
O&U	Other and Uns	8	61.5	1	7.7	2	15.4	-	-	-	-	2	15.4	13	100.0
	All Sites	471	67.5	12	1.7	99	14.2	-	-	19	2.7	97	13.9	698	100.0

**TABLE DIB-7 (a): Number of Cancer Deaths by Five Year Age Group and Site (ICD-10):
2005-2006 – Males**

%= Relative Proportion of Cancers of All Sites.

Dibrugarh District

ICD-10	Site	0-4	5-9	10-14	15-19	20-24	25-29	30-34	35-39	40-44	45-49	50-54	55-59	60-64	65-69	70-74	75+	Unkn	Total	%
C00	Lip	-	-	-	-	-	-	-	-	-	-	-	-	-	-	-	-	-	-	-
C01-02	Tongue	-	-	-	-	-	-	-	-	2	2	-	-	-	1	2	2	-	9	3.07
C03-06	Mouth	-	-	-	-	-	-	1	-	1	1	-	1	1	1	1	1	-	8	2.73
C07-8	Salivary Gland	-	-	-	-	-	-	-	-	-	-	1	-	-	-	-	-	-	1	0.34
C09	Tonsil	-	-	-	-	-	-	-	-	-	-	-	-	-	-	-	-	-	-	-
C10	Oth. Oropharynx	-	-	-	-	-	-	-	-	-	-	-	-	1	-	-	-	-	1	0.34
C11	Nasopharynx	-	-	-	-	-	1	-	-	1	-	-	-	-	-	-	-	-	2	0.68
C12-13	Hypopharynx	-	-	-	-	-	-	-	1	-	2	1	2	-	5	1	1	-	13	4.44
C14	Pharynx Unspecified	-	-	-	-	-	-	-	-	-	1	-	-	-	1	-	-	-	2	0.68
C15	Oesophagus	-	-	-	1	-	-	-	1	7	11	10	10	6	6	7	9	-	68	23.21
C16	Stomach	-	-	-	-	-	1	-	2	-	4	1	4	2	6	2	1	-	23	7.85
C17	Small Intestine	-	-	-	-	-	-	-	-	-	-	-	-	-	-	-	-	-	-	-
C18	Colon	-	-	-	-	-	-	-	-	-	2	-	2	2	-	1	-	-	7	2.39
C19-20	Rectum	-	-	-	-	-	-	1	-	-	-	-	-	-	1	-	-	-	2	0.68
C21	Anus & Anal Canal	-	-	-	-	-	-	-	-	-	-	-	-	-	-	-	-	-	-	-
C22	Liver	-	-	-	-	1	-	-	2	1	4	4	6	9	1	1	2	-	31	10.58
C23-24	Gallbladder etc.	-	-	-	-	-	-	-	-	-	-	1	1	-	1	1	-	-	4	1.37
C25	Pancreas	-	-	-	-	-	-	-	-	-	2	1	2	4	-	-	-	-	9	3.07
C30-31	Nose, Sinuses etc.	-	-	-	-	-	-	-	-	-	-	-	-	-	-	-	-	-	-	-
C32	Larynx	-	-	-	-	-	-	-	2	2	-	2	1	-	-	-	-	-	7	2.39
C33-34	Lung etc.	-	-	-	1	-	1	3	1	-	-	5	2	2	4	6	4	-	29	9.90
C37-38	Other Thoracic Organs	-	-	-	-	-	-	-	-	-	-	-	-	-	-	-	-	-	-	-
C40-41	Bone	-	-	1	-	-	-	-	-	-	-	-	-	-	-	-	-	-	1	0.34
C43	Melanoma of Skin	-	-	-	-	-	1	-	-	-	-	-	-	-	-	-	-	-	1	0.34
C44	Other Skin	-	-	-	-	-	-	-	-	-	-	-	-	-	-	-	-	-	-	-
C45	Mesothelioma	-	-	-	-	-	-	-	-	-	-	-	-	-	-	-	-	-	-	-
C46	Kaposi Sarcoma	-	-	-	-	-	-	-	-	-	-	-	-	-	-	-	-	-	-	-
C47+C49	Conn. & Soft Tissue	-	-	-	-	-	-	-	-	-	-	-	-	-	-	-	-	-	-	-
C50	Breast	-	-	-	-	-	-	-	1	-	-	-	-	-	-	-	-	-	1	0.34
C60	Penis	-	-	-	-	-	-	-	-	-	-	-	-	2	-	-	-	-	2	0.68
C61	Prostate	-	-	-	-	-	-	-	-	-	-	-	-	-	-	1	-	-	1	0.34
C62	Testis	-	-	-	-	-	-	-	-	-	-	-	-	-	-	-	-	-	-	-
C63	Other Male Genital	-	-	-	-	-	-	-	-	-	-	-	-	-	-	-	-	-	-	-
C64	Kidney etc.	-	-	-	-	-	-	-	-	-	1	1	1	-	-	-	-	-	3	1.02
C65	Renal Pelvis	-	-	-	-	-	-	-	-	-	-	-	-	-	-	-	-	-	-	-
C66	Ureter	-	-	-	-	-	-	-	-	-	-	-	-	-	-	-	-	-	-	-
C67	Bladder	-	-	-	-	-	1	-	-	-	-	-	1	-	-	1	2	-	5	1.71
C68	Uns. Urinary Organs	-	-	-	-	-	-	-	-	-	-	-	-	-	-	-	-	-	-	-
C69	Eye	-	-	-	-	-	-	-	-	-	-	-	-	-	-	-	-	-	-	-
C70-72	Brain, Nervous System	-	-	-	-	1	-	-	1	-	-	-	1	-	1	-	-	-	4	1.37
C73	Thyroid	-	-	-	-	-	-	-	-	-	-	-	-	-	1	-	-	-	1	0.34
C74	Adrenal Gland	-	-	-	-	-	-	-	-	-	-	-	-	-	-	-	-	-	-	-
C77	Sec Lymph Nodes	-	-	-	-	-	1	-	3	1	5	1	2	2	4	5	5	-	29	9.90
C78	Sec Resp & Digestive	-	-	-	-	-	-	-	-	-	1	-	-	-	-	-	-	-	1	0.34
C79	Sec Others	-	-	-	-	-	-	-	-	-	-	-	-	-	-	-	-	-	-	-
C81	Hodgkins Disease	-	-	-	-	-	-	-	-	-	-	-	-	-	-	-	-	-	-	-
C82-85,C96	NHL	-	-	-	-	1	-	-	-	1	1	1	-	-	-	-	-	-	4	1.37
C90	Multiple Myeloma	-	-	-	-	-	-	-	-	-	-	-	-	-	-	-	-	-	-	-
C91	Lymphoid Leuk.	-	-	-	-	-	-	-	-	-	-	-	-	-	-	-	-	-	-	-
C92-94	Myeloid Leukaemia	-	-	-	1	-	-	1	1	2	2	-	-	1	-	1	1	-	10	3.41
C95	Leukaemia Uns	-	1	-	1	-	-	-	-	-	-	-	1	-	-	-	-	-	3	1.02
O&U	Other and Uns	-	-	-	-	-	-	1	-	-	3	1	4	1	1	-	-	-	11	3.75
	All Sites	-	1	1	4	3	6	7	15	18	42	30	41	33	34	30	28	-	293	100.00

**TABLE DIB-7 (b): Number of Cancer Deaths by Five Year Age Group and Site (ICD-10):
2005-2006 – Females**

%= Relative Proportion of Cancers of All Sites.

Dibrugarh District

ICD-10	Site	0-4	5-9	10-14	15-19	20-24	25-29	30-34	35-39	40-44	45-49	50-54	55-59	60-64	65-69	70-74	75+	Unkn	Total	%
C00	Lip	-	-	-	-	-	-	-	-	-	-	-	-	-	-	-	-	-	-	-
C01-02	Tongue	-	-	-	-	-	-	1	-	-	-	-	-	-	-	-	-	-	1	0.69
C03-06	Mouth	-	-	-	-	-	1	-	-	-	-	-	1	-	-	-	1	-	3	2.07
C07-8	Salivary Gland	-	-	-	-	-	-	-	-	-	-	-	-	-	-	-	-	-	-	-
C09	Tonsil	-	-	-	-	-	-	-	-	-	1	-	-	-	-	-	-	-	1	0.69
C10	Oth. Oropharynx	-	-	-	-	-	-	-	-	-	-	-	-	-	-	-	-	-	-	-
C11	Nasopharynx	-	-	-	-	-	-	-	-	-	-	-	-	-	-	-	-	-	-	-
C12-13	Hypopharynx	-	-	-	-	-	-	-	-	1	1	-	-	-	-	-	-	-	2	1.38
C14	Pharynx Unspecified	-	-	-	-	-	-	-	-	-	-	-	-	-	-	-	-	-	-	-
C15	Oesophagus	-	-	-	-	-	-	-	1	-	2	2	2	2	2	5	2	-	18	12.41
C16	Stomach	-	-	-	-	-	-	-	1	-	-	1	-	3	1	-	1	-	7	4.83
C17	Small Intestine	-	-	-	-	-	-	-	-	-	-	-	-	-	-	-	-	-	-	-
C18	Colon	-	-	-	-	-	-	-	1	-	1	-	-	-	-	1	-	-	3	2.07
C19-20	Rectum	-	-	-	-	-	-	-	-	-	-	-	-	2	-	1	-	-	3	2.07
C21	Anus & Anal Canal	-	-	-	-	-	-	-	-	-	-	-	-	-	-	-	-	-	-	-
C22	Liver	-	-	-	-	-	-	2	-	1	2	1	1	-	1	-	1	-	9	6.21
C23-24	Gallbladder etc.	-	-	-	-	1	-	-	-	1	3	2	3	6	2	2	1	-	21	14.48
C25	Pancreas	-	-	-	-	-	-	-	-	-	-	-	-	-	-	-	-	-	-	-
C30-31	Nose, Sinuses etc.	-	-	-	-	-	-	-	-	-	-	-	-	-	-	-	-	-	-	-
C32	Larynx	-	-	-	-	-	-	-	-	-	-	-	1	1	-	1	-	-	3	2.07
C33-34	Lung etc.	-	-	-	-	-	-	-	-	4	4	1	2	2	1	2	2	-	18	12.41
C37-38	Other Thoracic Organs	-	-	-	-	-	-	-	-	-	-	-	-	-	-	-	-	-	-	-
C40-41	Bone	-	-	-	-	-	-	-	-	-	-	-	-	-	-	1	1	-	2	1.38
C43	Melanoma of Skin	-	-	-	-	-	-	-	-	-	-	-	-	-	-	-	-	-	-	-
C44	Other Skin	-	-	-	-	-	-	-	-	-	-	-	-	-	-	-	-	-	-	-
C45	Mesothelioma	-	-	-	-	-	-	-	-	-	-	-	-	-	-	-	-	-	-	-
C46	Kaposi Sarcoma	-	-	-	-	-	-	-	-	-	-	-	-	-	-	-	-	-	-	-
C47+C49	Conn. & Soft Tissue	-	-	-	-	-	-	-	-	-	-	-	-	-	1	-	-	-	1	0.69
C50	Breast	-	-	-	-	-	-	-	2	3	1	2	2	-	2	-	1	-	13	8.97
C51	Vulva	-	-	-	1	-	-	-	-	-	-	-	-	-	-	-	-	-	1	0.69
C52	Vagina	-	-	-	-	-	-	-	-	-	-	-	-	-	-	-	1	-	1	0.69
C53	Cervix Uteri	-	-	-	-	-	-	-	-	-	1	1	-	-	-	-	-	-	2	1.38
C54	Corpus Uteri	-	-	-	-	-	-	-	-	1	1	-	-	-	-	-	-	-	2	1.38
C55	Uterus Unspecified	-	-	-	-	-	-	-	-	-	-	-	-	-	2	-	-	-	2	1.38
C56	Ovary etc.	-	-	-	-	-	-	1	1	-	2	-	-	-	-	-	-	-	4	2.76
C57	Other Female Genital	-	-	-	-	-	-	-	-	-	-	-	-	-	-	-	-	-	-	-
C58	Placenta	-	-	-	-	-	-	-	-	-	-	-	-	-	-	-	-	-	-	-
C64	Kidney etc.	1	-	-	-	-	-	-	-	-	-	-	-	-	-	-	-	-	1	0.69
C65	Renal Pelvis	-	-	-	-	-	-	-	-	-	-	-	-	-	-	-	-	-	-	-
C66	Ureter	-	-	-	-	-	-	-	-	-	-	-	-	-	-	-	-	-	-	-
C67	Bladder	-	-	-	-	-	-	-	-	-	-	-	-	-	-	-	-	-	-	-
C68	Uns.Urinary Organs	-	-	-	-	-	-	-	-	-	-	-	-	-	-	-	-	-	-	-
C69	Eye	-	-	-	-	-	-	-	-	-	-	-	-	-	-	-	-	-	-	-
C70-72	Brain, Nervous System	-	-	-	-	-	1	-	1	-	-	-	-	-	-	-	-	-	2	1.38
C73	Thyroid	-	-	-	-	-	-	-	1	-	-	-	-	-	-	1	-	-	2	1.38
C74	Adrenal Gland	-	-	-	-	-	-	-	-	-	-	-	-	-	-	-	-	-	-	-
C77	Sec Lymph Nodes	-	-	1	-	1	-	-	-	-	3	1	1	-	-	1	1	-	9	6.21
C78	Sec Resp & Digestive	-	-	-	-	-	-	1	-	-	-	-	-	-	1	-	-	-	2	1.38
C79	Sec Others	-	-	-	-	-	-	-	-	-	-	-	-	-	-	-	-	-	-	-
C81	Hodgkins Disease	-	-	-	-	-	-	-	-	-	-	-	-	-	-	-	-	-	-	-
C82-85,C96	NHL	-	-	-	-	-	-	-	-	-	-	-	-	1	-	-	-	-	1	0.69
C90	Multiple Myeloma	-	-	-	-	-	-	-	-	-	-	-	-	-	-	-	-	-	-	-
C91	Lymphoid Leuk.	-	-	-	-	-	-	-	-	-	-	-	-	-	-	-	-	-	-	-
C92-94	Myeloid Leukaemia	-	-	1	1	-	-	-	-	-	1	1	-	-	-	-	-	-	4	2.76
C95	Leukaemia Uns	-	-	-	-	-	-	-	-	-	-	1	-	-	-	-	-	-	1	0.69
O&U	Other and Uns	-	-	-	-	1	1	1	-	-	1	-	-	1	-	1	-	-	6	4.14
	All Sites	1	-	2	1	4	3	6	8	11	24	13	13	18	13	16	12	-	145	100.00

TABLE: DIB-8(a):
Average Annual Age Specific, Crude (CR), Age Adjusted (AAR) (with Standard Error(SE)) and
Truncated (35-64 Yrs) (TR) Mortality Rate per 100,000 population: 2005-2006 - Males
Dibrugarh District

ICD-10	0-4	5-9	10-14	15-19	20-24	25-29	30-34	35-39	40-44	45-49	50-54	55-59	60-64	65-69	70-74	>75	CR	AAR	SE	TR
C00	-	-	-	-	-	-	-	-	-	-	-	-	-	-	-	-	-	-	-	-
C01-02	-	-	-	-	-	-	-	-	2.5	2.9	-	-	-	5.4	13.6	13.6	0.7	1.0	0.35	1.0
C03-06	-	-	-	-	-	-	1.0	-	1.2	1.5	-	2.8	3.5	5.4	6.8	6.8	0.6	0.9	0.33	1.3
C07-8	-	-	-	-	-	-	-	-	-	-	1.9	-	-	-	-	-	0.1	0.1	0.10	0.3
C09	-	-	-	-	-	-	-	-	-	-	-	-	-	-	-	-	-	-	-	-
C10	-	-	-	-	-	-	-	-	-	-	-	-	3.5	-	-	-	0.1	0.1	0.14	0.4
C11	-	-	-	-	-	0.9	-	-	1.2	-	-	-	-	-	-	-	0.2	0.1	0.10	0.2
C12-13	-	-	-	-	-	-	-	0.9	-	2.9	1.9	5.6	-	26.8	6.8	6.8	1.0	1.6	0.47	1.8
C14	-	-	-	-	-	-	-	-	-	1.5	-	-	-	5.4	-	-	0.2	0.2	0.18	0.3
C15	-	-	-	0.8	-	-	-	0.9	8.6	16.0	19.4	28.0	20.8	32.2	47.6	61.0	5.2	7.7	0.96	14.4
C16	-	-	-	-	-	0.9	-	1.8	-	5.8	1.9	11.2	6.9	32.2	13.6	6.8	1.8	2.7	0.59	4.1
C17	-	-	-	-	-	-	-	-	-	-	-	-	-	-	-	-	-	-	-	-
C18	-	-	-	-	-	-	-	-	-	2.9	-	5.6	6.9	-	6.8	-	0.5	0.8	0.31	2.2
C19-20	-	-	-	-	-	-	1.0	-	-	-	-	-	-	5.4	-	-	0.2	0.2	0.17	-
C21	-	-	-	-	-	-	-	-	-	-	-	-	-	-	-	-	-	-	-	-
C22	-	-	-	-	0.8	-	-	1.8	1.2	5.8	7.8	16.8	31.2	5.4	6.8	13.6	2.4	3.5	0.64	9.2
C23-24	-	-	-	-	-	-	-	-	-	-	1.9	2.8	-	5.4	6.8	-	0.3	0.5	0.26	0.7
C25	-	-	-	-	-	-	-	-	-	2.9	1.9	5.6	13.8	-	-	-	0.7	1.0	0.36	3.4
C30-31	-	-	-	-	-	-	-	-	-	-	-	-	-	-	-	-	-	-	-	-
C32	-	-	-	-	-	-	-	1.8	2.5	-	3.9	2.8	-	-	-	-	0.5	0.6	0.22	1.8
C33-34	-	-	-	0.8	-	0.9	3.0	0.9	-	-	9.7	5.6	6.9	21.5	40.8	27.1	2.2	3.4	0.65	3.4
C37-38	-	-	-	-	-	-	-	-	-	-	-	-	-	-	-	-	-	-	-	-
C40-41	-	-	0.6	-	-	-	-	-	-	-	-	-	-	-	-	-	0.1	0.1	0.06	-
C43	-	-	-	-	-	0.9	-	-	-	-	-	-	-	-	-	-	0.1	0.1	0.07	-
C44	-	-	-	-	-	-	-	-	-	-	-	-	-	-	-	-	-	-	-	-
C45	-	-	-	-	-	-	-	-	-	-	-	-	-	-	-	-	-	-	-	-
C46	-	-	-	-	-	-	-	-	-	-	-	-	-	-	-	-	-	-	-	-
C47+C49	-	-	-	-	-	-	-	-	-	-	-	-	-	-	-	-	-	-	-	-
C50	-	-	-	-	-	-	-	0.9	-	-	-	-	-	-	-	-	0.1	0.1	0.05	0.2
C60	-	-	-	-	-	-	-	-	-	-	-	-	6.9	-	-	-	0.2	0.3	0.20	0.9
C61	-	-	-	-	-	-	-	-	-	-	-	-	-	-	6.8	-	0.1	0.1	0.14	-
C62	-	-	-	-	-	-	-	-	-	-	-	-	-	-	-	-	-	-	-	-
C63	-	-	-	-	-	-	-	-	-	-	-	-	-	-	-	-	-	-	-	-
C64	-	-	-	-	-	-	-	-	1.5	1.9	2.8	-	-	-	-	-	0.2	0.3	0.17	1.0
C65	-	-	-	-	-	-	-	-	-	-	-	-	-	-	-	-	-	-	-	-
C66	-	-	-	-	-	-	-	-	-	-	-	-	-	-	-	-	-	-	-	-
C67	-	-	-	-	-	0.9	-	-	-	-	-	2.8	-	-	6.8	13.6	0.4	0.6	0.27	0.4
C68	-	-	-	-	-	-	-	-	-	-	-	-	-	-	-	-	-	-	-	-
C69	-	-	-	-	-	-	-	-	-	-	-	-	-	-	-	-	-	-	-	-
C70-72	-	-	-	-	0.8	-	-	0.9	-	-	-	2.8	-	5.4	-	-	0.3	0.4	0.21	0.5
C73	-	-	-	-	-	-	-	-	-	-	-	-	-	5.4	-	-	0.1	0.2	0.16	-
C74	-	-	-	-	-	-	-	-	-	-	-	-	-	-	-	-	-	-	-	-
C77	-	-	-	-	-	0.9	-	2.7	1.2	7.3	1.9	5.6	6.9	21.5	34.0	33.9	2.2	3.3	0.65	4.1
C78	-	-	-	-	-	-	-	-	-	1.5	-	-	-	-	-	-	0.1	0.1	0.09	0.3
C79	-	-	-	-	-	-	-	-	-	-	-	-	-	-	-	-	-	-	-	-
C81	-	-	-	-	-	-	-	-	-	-	-	-	-	-	-	-	-	-	-	-
C82-85,C96	-	-	-	-	0.8	-	-	-	1.2	1.5	1.9	-	-	-	-	-	0.3	0.3	0.16	0.8
C90	-	-	-	-	-	-	-	-	-	-	-	-	-	-	-	-	-	-	-	-
C91	-	-	-	-	-	-	-	-	-	-	-	-	-	-	-	-	-	-	-	-
C92-94	-	-	-	0.8	-	-	1.0	0.9	2.5	2.9	-	-	3.5	-	6.8	6.8	0.8	0.9	0.31	1.7
C95	-	0.7	-	0.8	-	-	-	-	-	-	-	2.8	-	-	-	-	0.2	0.3	0.15	0.4
O&U	-	-	-	-	-	-	1.0	-	-	4.4	1.9	11.2	3.5	5.4	-	-	0.8	1.2	0.36	3.0
All	-	0.7	0.6	3.2	2.5	5.4	7.0	13.7	22.1	60.9	58.3	114.9	114.2	182.3	204.2	189.9	22.6	32.7	1.98	57.7

TABLE: DIB-8(b):
Average Annual Age Specific, Crude (CR), Age Adjusted (AAR) (with Standard Error(SE)) and
Truncated (35-64 Yrs) (TR) Mortality Rate per 100,000 population: 2005-2006 - Females
Dibrugarh District

ICD-10	0-4	5-9	10-14	15-19	20-24	25-29	30-34	35-39	40-44	45-49	50-54	55-59	60-64	65-69	70-74	>75	CR	AAR	SE	TR
C00	-	-	-	-	-	-	-	-	-	-	-	-	-	-	-	-	-	-	-	-
C01-02	-	-	-	-	-	-	1.0	-	-	-	-	-	-	-	-	-	0.1	0.1	0.06	-
C03-06	-	-	-	-	-	0.8	-	-	-	-	-	3.4	-	-	-	8.4	0.2	0.4	0.23	0.4
C07-8	-	-	-	-	-	-	-	-	-	-	-	-	-	-	-	-	-	-	-	-
C09	-	-	-	-	-	-	-	-	-	1.7	-	-	-	-	-	-	0.1	0.1	0.10	0.3
C10	-	-	-	-	-	-	-	-	-	-	-	-	-	-	-	-	-	-	-	-
C11	-	-	-	-	-	-	-	-	-	-	-	-	-	-	-	-	-	-	-	-
C12-13	-	-	-	-	-	-	-	-	1.5	1.7	-	-	-	-	-	-	0.2	0.2	0.14	0.6
C14	-	-	-	-	-	-	-	-	-	-	-	-	-	-	-	-	-	-	-	-
C15	-	-	-	-	-	-	-	1.0	-	3.5	5.1	6.8	7.1	10.4	40.1	16.8	1.5	2.5	0.61	3.5
C16	-	-	-	-	-	-	-	1.0	-	-	2.5	-	10.6	5.2	-	8.4	0.6	0.9	0.36	2.0
C17	-	-	-	-	-	-	-	-	-	-	-	-	-	-	-	-	-	-	-	-
C18	-	-	-	-	-	-	-	1.0	-	1.7	-	-	-	-	8.0	-	0.2	0.3	0.20	0.5
C19-20	-	-	-	-	-	-	-	-	-	-	-	-	7.1	-	8.0	-	0.2	0.4	0.26	0.9
C21	-	-	-	-	-	-	-	-	-	-	-	-	-	-	-	-	-	-	-	-
C22	-	-	-	-	-	-	1.9	-	1.5	3.5	2.5	3.4	-	5.2	-	8.4	0.7	1.0	0.35	1.8
C23-24	-	-	-	-	0.8	-	-	-	1.5	5.2	5.1	10.2	21.2	10.4	16.0	8.4	1.7	2.8	0.62	6.2
C25	-	-	-	-	-	-	-	-	-	-	-	-	-	-	-	-	-	-	-	-
C30-31	-	-	-	-	-	-	-	-	-	-	-	-	-	-	-	-	-	-	-	-
C32	-	-	-	-	-	-	-	-	-	-	-	3.4	3.5	-	8.0	-	0.2	0.4	0.25	0.9
C33-34	-	-	-	-	-	-	-	-	6.0	7.0	2.5	6.8	7.1	5.2	16.0	16.8	1.5	2.3	0.55	4.7
C37-38	-	-	-	-	-	-	-	-	-	-	-	-	-	-	-	-	-	-	-	-
C40-41	-	-	-	-	-	-	-	-	-	-	-	-	-	-	8.0	8.4	0.2	0.3	0.23	-
C43	-	-	-	-	-	-	-	-	-	-	-	-	-	-	-	-	-	-	-	-
C44	-	-	-	-	-	-	-	-	-	-	-	-	-	-	-	-	-	-	-	-
C45	-	-	-	-	-	-	-	-	-	-	-	-	-	-	-	-	-	-	-	-
C46	-	-	-	-	-	-	-	-	-	-	-	-	-	-	-	-	-	-	-	-
C47+C49	-	-	-	-	-	-	-	-	-	-	-	-	-	5.2	-	-	0.1	0.2	0.16	-
C50	-	-	-	-	-	-	-	2.0	4.5	1.7	5.1	6.8	-	10.4	-	8.4	1.1	1.5	0.43	3.3
C51	-	-	-	-	0.8	-	-	-	-	-	-	-	-	-	-	-	0.1	0.1	0.07	-
C52	-	-	-	-	-	-	-	-	-	-	-	-	-	-	-	8.4	0.1	0.2	0.17	-
C53	-	-	-	-	-	-	-	-	-	1.7	2.5	-	-	-	-	-	0.2	0.2	0.16	0.7
C54	-	-	-	-	-	-	-	-	1.5	1.7	-	-	-	-	-	-	0.2	0.2	0.14	0.6
C55	-	-	-	-	-	-	-	-	-	-	-	-	-	10.4	-	-	0.2	0.3	0.22	-
C56	-	-	-	-	-	-	1.0	1.0	-	3.5	-	-	-	-	-	-	0.3	0.3	0.17	0.9
C57	-	-	-	-	-	-	-	-	-	-	-	-	-	-	-	-	-	-	-	-
C58	-	-	-	-	-	-	-	-	-	-	-	-	-	-	-	-	-	-	-	-
C64	0.9	-	-	-	-	-	-	-	-	-	-	-	-	-	-	-	0.1	0.1	0.11	-
C65	-	-	-	-	-	-	-	-	-	-	-	-	-	-	-	-	-	-	-	-
C66	-	-	-	-	-	-	-	-	-	-	-	-	-	-	-	-	-	-	-	-
C67	-	-	-	-	-	-	-	-	-	-	-	-	-	-	-	-	-	-	-	-
C68	-	-	-	-	-	-	-	-	-	-	-	-	-	-	-	-	-	-	-	-
C69	-	-	-	-	-	-	-	-	-	-	-	-	-	-	-	-	-	-	-	-
C70-72	-	-	-	-	-	0.8	-	1.0	-	-	-	-	-	-	-	-	0.2	0.1	0.09	0.2
C73	-	-	-	-	-	-	-	1.0	-	-	-	-	-	-	8.0	-	0.2	0.2	0.17	0.2
C74	-	-	-	-	-	-	-	-	-	-	-	-	-	-	-	-	-	-	-	-
C77	-	-	0.7	-	0.8	-	-	-	-	5.2	2.5	3.4	-	-	8.0	8.4	0.7	1.0	0.36	1.9
C78	-	-	-	-	-	-	1.0	-	-	-	-	-	-	5.2	-	-	0.2	0.2	0.17	-
C79	-	-	-	-	-	-	-	-	-	-	-	-	-	-	-	-	-	-	-	-
C81	-	-	-	-	-	-	-	-	-	-	-	-	-	-	-	-	-	-	-	-
C82-85,C96	-	-	-	-	-	-	-	-	-	-	-	-	3.5	-	-	-	0.1	0.1	0.14	0.5
C90	-	-	-	-	-	-	-	-	-	-	-	-	-	-	-	-	-	-	-	-
C91	-	-	-	-	-	-	-	-	-	-	-	-	-	-	-	-	-	-	-	-
C92-94	-	-	0.7	0.8	-	-	-	-	-	1.7	2.5	-	-	-	-	-	0.3	0.4	0.19	0.7
C95	-	-	-	-	-	-	-	-	-	-	2.5	-	-	-	-	-	0.1	0.1	0.13	0.4
O&U	-	-	-	-	0.8	0.8	1.0	-	-	1.7	-	-	3.5	-	8.0	-	0.5	0.6	0.26	0.8
All	0.9	-	1.3	0.8	3.4	2.5	5.8	8.0	16.5	41.9	32.8	44.2	63.6	67.8	128.4	101.0	11.8	17.7	1.53	32.1

**TABLE: DIB-9(a): Cumulative Rate (Cu.Rate%) & Cumulative Risk (Cu.Risk) of Individual Sites (ICD-10) Based Age Specific Rates (from 0-64 Years and from 0-74 Years) : 2005-2006 - Males
Dibrugarh District**

ICD-10	Site	0 - 64 Years		0 - 74 Years	
		Cu. Rate %	Cu. Risk	Cu. Rate%	Cu. Risk
C00	Lip	0.04	0.04	0.11	0.11
C01-02	Tongue	0.27	0.27	0.49	0.48
C03-06	Mouth	0.50	0.50	0.87	0.87
C07-8	SalivaryGland	0.03	0.03	0.09	0.09
C09	Tonsil	0.08	0.08	0.21	0.20
C10	Oth. Oropharynx	0.07	0.07	0.10	0.10
C11	Nasopharynx	0.03	0.03	0.03	0.03
C12-13	Hypopharynx	0.70	0.70	1.80	1.78
C14	Pharynx Unspecified	0.11	0.11	0.24	0.24
C15	Oesophagus	1.28	1.27	2.46	2.43
C16	Stomach	0.44	0.44	0.91	0.90
C17	Small Intestine	0.01	0.01	0.01	0.01
C18	Colon	0.17	0.17	0.28	0.28
C19-20	Rectum	0.15	0.15	0.24	0.24
C21	Anus & Anal Canal	0.05	0.05	0.05	0.05
C22	Liver	0.30	0.30	0.43	0.43
C23-24	Gallbladder etc.	0.18	0.18	0.31	0.31
C25	Pancreas	0.11	0.11	0.11	0.11
C30-31	Nose, Sinuses etc.	-	-	0.03	0.03
C32	Larynx	0.30	0.30	0.45	0.45
C33-34	Lung etc.	0.35	0.35	0.88	0.87
C37-38	Other Thoracic Organs	0.04	0.04	0.04	0.04
C40-41	Bone	0.03	0.03	0.03	0.03
C43	Melanoma of Skin	0.02	0.02	0.02	0.02
C44	Other Skin	0.06	0.06	0.11	0.11
C45	Mesothelioma	-	-	-	-
C46	Kaposi Sarcoma	-	-	-	-
C47+C49	Conn. & Soft Tissue	0.05	0.05	0.08	0.08
C50	Breast	0.01	0.01	0.01	0.01
C60	Penis	0.05	0.05	0.07	0.07
C61	Prostate	0.04	0.04	0.10	0.10
C62	Testis	0.03	0.03	0.03	0.03
C63	Other Male Genital	0.02	0.02	0.02	0.02
C64	Kidneyetc.	0.09	0.09	0.09	0.09
C65	Renal Pelvis	-	-	-	-
C66	Ureter	-	-	-	-
C67	Bladder	0.05	0.05	0.23	0.23
C68	Uns. Urinary Organs	-	-	-	-
C69	Eye	0.01	0.01	0.01	0.01
C70-72	Brain, Nervous System	0.10	0.10	0.12	0.12
C73	Thyroid	0.02	0.02	0.02	0.02
C74	Adrenal Gland	-	-	-	-
C77	Sec Lymph Nodes	0.44	0.44	0.93	0.92
C78	Sec Resp & Digestive	0.01	0.01	0.07	0.07
C79	Sec Others	0.02	0.02	0.02	0.02
C81	Hodgkins Disease	-	-	-	-
C82-85, C96	NHL	0.11	0.11	0.11	0.11
C90	Multiple Myeloma	-	-	0.03	0.03
C91	Lymphoid Leuk.	0.02	0.02	0.02	0.02
C92-94	Myeloid Leukaemia	0.14	0.14	0.18	0.18
C95	Leukaemia Uns	0.02	0.02	0.02	0.02
O&U	Other and Uns	0.16	0.16	0.28	0.28
	All Sites	6.69	6.47	12.71	11.94

**TABLE: DIB-9(b): Cumulative Rate (Cu.Rate%) & Cumulative Risk (Cu.Risk) of Individual Sites (ICD-10) Based Age Specific Rates (from 0-64 Years and from 0-74 Years) : 2005-2006 - Females
Dibrugarh District**

ICD-10	Site	0 - 64 Years		0 - 74 Years	
		Cu. Rate %	Cu. Risk	Cu. Rate%	Cu. Risk
C00	Lip	0.03	0.03	0.03	0.03
C01-02	Tongue	0.02	0.02	0.14	0.14
C03-06	Mouth	0.18	0.18	0.32	0.32
C07-8	SalivaryGland	0.02	0.02	0.08	0.08
C09	Tonsil	0.01	0.01	0.06	0.06
C10	Oth. Oropharynx	0.01	0.01	0.01	0.01
C11	Nasopharynx	0.02	0.02	0.02	0.02
C12-13	Hypopharynx	0.23	0.23	0.43	0.43
C14	Pharynx Unspecified	0.01	0.01	0.01	0.01
C15	Oesophagus	0.88	0.87	1.66	1.64
C16	Stomach	0.34	0.34	0.42	0.42
C17	Small Intestine	0.02	0.02	0.02	0.02
C18	Colon	0.06	0.06	0.31	0.31
C19-20	Rectum	0.12	0.12	0.16	0.16
C21	Anus & Anal Canal	0.01	0.01	0.01	0.01
C22	Liver	0.14	0.14	0.30	0.30
C23-24	Gallbladder etc.	0.46	0.46	0.91	0.91
C25	Pancreas	0.07	0.07	0.07	0.07
C30-31	Nose, Sinuses etc.	0.03	0.03	0.03	0.03
C32	Larynx	0.01	0.01	0.08	0.08
C33-34	Lung etc.	0.12	0.12	0.12	0.12
C37-38	Other Thoracic Organs	0.01	0.01	0.01	0.01
C40-41	Bone	0.04	0.04	0.12	0.12
C43	Melanoma of Skin	0.00	0.00	0.00	0.00
C44	Other Skin	-	-	0.05	0.05
C45	Mesothelioma	-	-	-	-
C46	Kaposi Sarcoma	-	-	-	-
C47 + C49	Conn. & Soft Tissue	0.09	0.09	0.13	0.13
C50	Breast	0.82	0.82	1.10	1.09
C51	Vulva	0.02	0.02	0.04	0.04
C52	Vagina	0.02	0.02	0.02	0.02
C53	Cervix Uteri	0.45	0.45	0.55	0.55
C54	Corpus Uteri	0.13	0.13	0.13	0.13
C55	Uterus Unspecified	0.09	0.09	0.12	0.12
C56	Ovary etc.	0.46	0.46	0.55	0.55
C57	Other Female Genital	-	-	-	-
C58	Placenta	0.00	0.00	0.00	0.00
C64	Kidneyetc.	0.02	0.02	0.02	0.02
C65	Renal Pelvis	-	-	-	-
C66	Ureter	-	-	-	-
C67	Bladder	0.01	0.01	0.01	0.01
C68	Uns.UrinaryOrgans	-	-	-	-
C69	Eye	-	-	-	-
C70-72	Brain,Nervous System	0.07	0.07	0.07	0.07
C73	Thyroid	0.04	0.04	0.08	0.08
C74	Adrenal Gland	0.02	0.02	0.02	0.02
C77	Sec Lymph Nodes	0.21	0.21	0.28	0.28
C78	Sec Resp& Digestive	0.03	0.03	0.06	0.06
C79	Sec Others	0.03	0.03	0.06	0.06
C81	Hodgkins Disease	0.00	0.00	0.00	0.00
C82-85,C96	NHL	0.11	0.11	0.15	0.15
C90	Multiple Myeloma	0.11	0.11	0.11	0.11
C91	Lymphoid Leuk.	-	-	-	-
C92-94	Myeloid Leukaemia	0.11	0.11	0.16	0.16
C95	Leukaemia Uns	0.01	0.01	0.01	0.01
O&U	Other and Uns	0.09	0.09	0.19	0.19
	All Sites	5.79	5.63	9.22	8.81

POPULATION BASED CANCER REGISTRY, KAMRUP URBAN DISTRICT

Dr. B. Borooah Cancer Institute, Guwahati

Dr. J. D. Sharma

Principal Investigator, (Chief Consultant and HOD, Department of Pathology)

INTRODUCTION:

Population Based Cancer Registry (PBCR)-Guwahati is one of the 6 North East PBCRs under the NCRP. It is situated in the Department of Pathology of Dr B. Borooah Cancer Institute, Guwahati-a Regional Cancer Centre, a centre for comprehensive cancer treatment for the whole N.E. region. The establishment of this project may be considered as a sequel of another project under (WHO sponsored) NCRP -ICMR "Development Of An Atlas Of Cancer In India" of which the department of Pathology of Dr B. Borooah Cancer Institute, has been one of the collaborating units.

NE region is a conglomeration of seven sister states and Sikkim. This region is known for its rich forest wealth with variety of flora and fauna. It is the region where the world famous Mawsinram and Cherrapunji is located. It is a land of ethnic, religious, linguistic and socio-cultural diversity. It has a total area of 2, 55,089 sq km and a population of 38,495,089 (2001 census).

Assam is the sentinel of North - East India. The state is close to India's international borders with Bangladesh and Bhutan. It is surrounded by Bhutan and Arunachal Pradesh on the north, Manipur, Nagaland and Arunachal Pradesh on the east and Meghalaya, Tripura and Mizoram on the South and West Bengal and Bangladesh on the west. Assam is famous for its world class tea, national parks, and wild -life Sanctuaries, crude oil and natural gases. The Kaziranga National Park is the abode of the famous one -horned rhino. Assam covers an area of 78,438 sq km with a population of 26,638,407.

Guwahati, the state capital of Assam has been called a gateway to the N.E. region; having links with the entire N.E. region & the rest of the India by all routes of travel and communication. It is situated at the foothills of the Nilachal hill with the temple of Goddess Kamakhya, and on the bank of mighty river Brahmaputra. Dr B. Borooah Cancer Institute, a regional cancer centre, caters to the needs of the cancer patients of the N.E and adjoining parts of Bengal and Bihar. It is a referral hospital for all major hospitals of Guwahati city, Assam and N.E (private and Govt.).

The PBCR, covers the Kamrup Urban District with a population as per 2001 census of 9,00,518 of which 4,90,772 are males and 4,09,746 are females according to census report 2001. Kamrup district covers an area of 4345 sq km. It is situated in 26.11 north latitude and 96.46 east longitude approximately 200 meter (656 feet) above sea level (ref.: New Horizon in Geography - Great World Atlas, Publisher McMillan, London).

Our registry started functioning from July 2003. The process of collection of data on cancer patient is

an active one (cancer is not notifiable in India) with participation of different sources of registration. Dr. B Borooah Cancer Institute , a regional cancer centre is the main source of registration where approximately 60-70% of PBCR data on cancer from Kamrup Urban District is available. Direct interview is possible in more than 80% of registered cases. The rest are available from case files & clinician notes. Other than BBCI there are 31 hospitals & 25 diagnostic centres, along with one pain & palliative care centre and a state referral board in the registry area; where SI of PBCR extract data on cancer patients from their medical records. Direct interview with patients/ relatives are also possible in those centre (50-60 %); where either PBCR staff or record officers of that centre interacted. Information of cancer patients from PBCR area who go outside for seeking treatment has been available periodically to registry office or through NCRP head quarter.

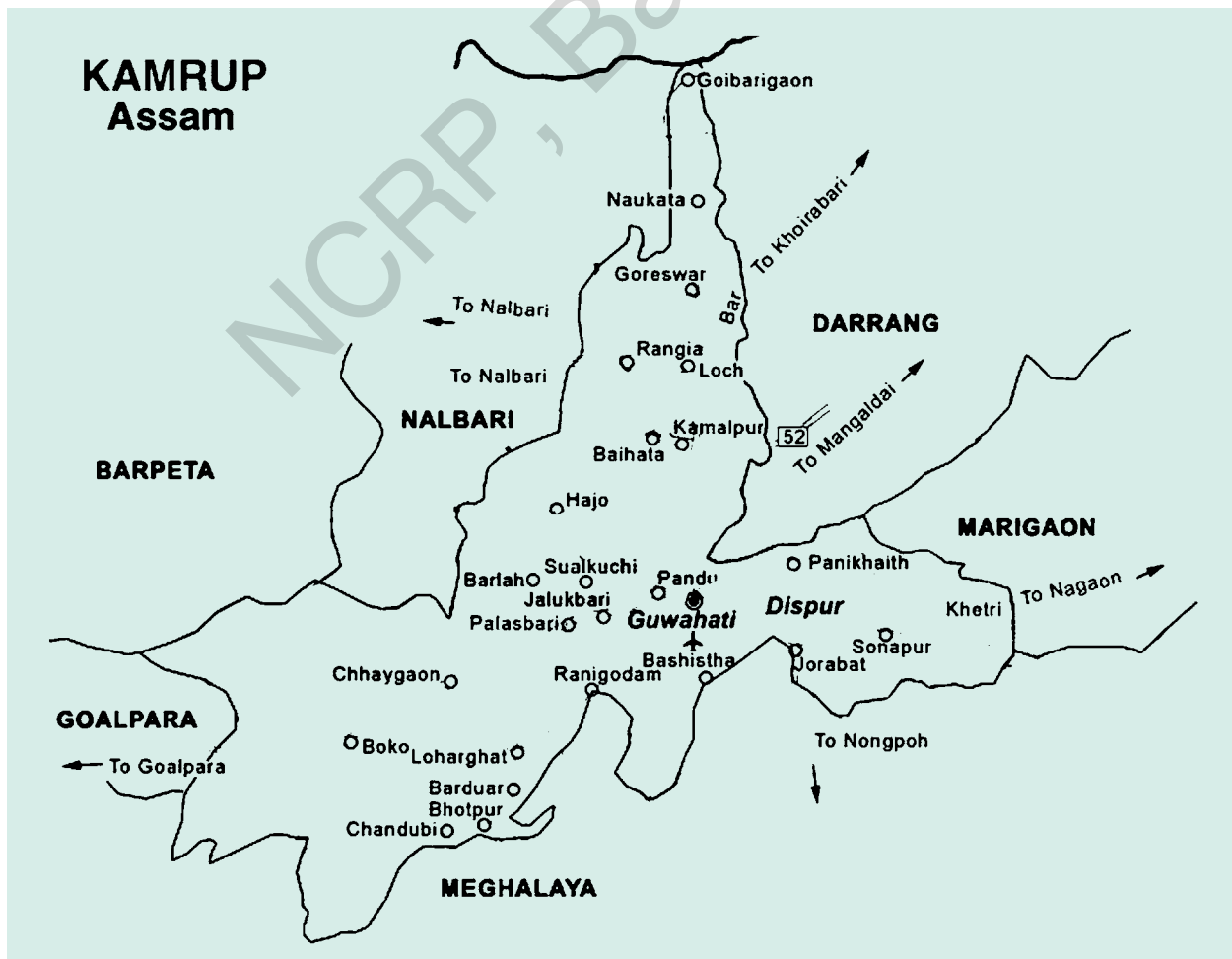
Information on mortality is available from birth & death registration centres (12 nos.); where information is collected by SI; by visiting periodically & matched with incidence data to calculate DCO & M/I-ratios.

Data collected in prescribed Core proforma (NCRP-ICMR) are entered in computer. Duplicate & other consistency checks are carried out manually & by computer. Data thus accrued are sent to NCRP head quarter where a series of consistency checks are carried out & different incidence/ mortality ratios are calculated & tabulation prepared.

Sources of Registration

Dr. B. Borooah Cancer Institute is the main source of registration of PBCR-Guwahati. There are other sources in Kamrup Urban area including 29 hospitals and 22 diagnostic centres, along with one pain and palliative care centre and a state referral board.

List Of Hospitals	Resource Person
1) Guwahati Medical College Hospital, Bhangagarh, Guwahati	Superintendent, GMCH
2) Mohendra Mohan Choudhury Hospital, Panbazar, Guwahati-1	Superintendent, MMCH
3) Central Hospital, N.F. Railway ,Maligaon	Medical Superintendent
4) Army Hospital, Basistha, Guwahati	Pathologist
5) C.R.PF Hospital, 9th Mile Guwahati	Pathologist
6) Downtown Hospital, G.S. Road, Guwahati-6	Dr. N. N. Dutta, CMD
7) Good Health Hospital, Dispur, Guwahati	Dr. R. Bhuyan, CMD
8) Gurucharan Hospital, Paltan Bazaar	Superintendent
9) Good Friend Hospital, Ulubari, Guwahati	Dr. B. Goswami
10) Marwary Maternity Hospital, Guwahati	Mr. L.N. More, President
11) Kalicharan Das Hospital, Kalapahar,Guwahati-16	Superintendent
12) East End Nursing Home, Bamunimaidan, Guwahati-21	Dr. D. Goswami, CMD
13) Care Home Nursing Home, Bamunimaidan,Guwahati-21	Superintendent
14) Nightangle Hospital, Guwahati	Dr. Gautam Khawnd
15) Nemcare Hospital, G.S. Road Guwahati-5	Dr. Mihir Baruah
16) Green View Hospital, Guwahati	Superintendent



17) Wintrobe Hospital, Ambari, Guwahati-1	Dr. T. Baruah, CMD
18) International Hospital, G.S.road, Guwahati-5	Dr. R.N.S., Medical Superintendent
19) City Heart Hospital, Guwahati	Dr. H. Choudhury, Proprietor
20) Guwahati Neurological Research Centre, Dispur, Guwahati-6	Dr. N.C. Bora, CMD
21) Swagat Endo Laproscopy Centre	Dr. S. Khanna, CMD
22) Dispur Polyclinic, Dispur Guwahati-6	Dr. J. Bordoloi, CMD
23) Central Nursing Home, Beltola Road Guwahati	Dr. Bolen Baishya, Director
24) Midland Nursing Home	Dr. H. Gogoi
25) Brahmaputra Hospital	Pathologist
26) Agile Hospital, Khanapara	Dr. P Mahanta, Proprietor
27) Aruna Memorial Nursing Home	Dr. Indrajit Sharma, Director
28) Dr. B. Borooah Cancer Institute, Gopinath Nagar, Guwahati-16	Dr. A.C. Kataki, Director
29) Pain and Palliative Clinic	Dr. D. Goswami

X-ray Centres

1) Primus	Dr. N. Medhi
2) X-ray Centre	Dr. M.I. Agarwala
3) Modern CT Centre	
4) Saraighat X-ray Centre	Dr. U. Bhuyan
5) Miburi	
6) Luit X-ray Centre	
7) City X-ray Centre	

Lists Of Laboratories

1) Sky Lab Diagnostic Centre, Ulubari	Dr. S. Todi
2) Ekopath, G.S. Road Guwahati-5	Dr. Ronika N. Baruah
3) Ganga Laboratory and Research (V) H Centre	Dr. Anuradha
4) Rapid Diagnostic, Guwahati	Dr. Heramba Bora
5) Sahariias Path Lab, Guwahati	Dr. D. Saharia
6) Pulse Diagnostics, Guwahati	Dr. B. Agarwala
7) Adlab Diagnostic Centre, Guwahati Club	Dr. B. Agarwala
8) Ultra Lab, Guwahati	Dr. M. Choudhury
9) Health Care, Guwahati	Dr. Rupjyoti. Phukan
10) High Tech Diagnostic Centre, Guwahati	Dr. P. Baruah
11) Central Clinical Laboratory, Guwahati	Dr. T. Baruah
12) Rapicure Diagnostic Centre, Guwahati	Dr. Tharad
13) Northeast Haematological Laboratory, Guwahati	Dr. P. K. Gogoi
14) Life Line Diagnostic	Dr. K. C. Barman

Sources Of Death Registration

- | | |
|-----------------------------------------------------------------|----------------------------------------|
| 1) Dr. B. Borooah Cancer Institute, Gopinath Nagar, Guwahati-16 | Dr. A.C. Kataki, Director |
| 2) Urban Health Centre (Death Registration Centre), Guwahati | Dr. B. Choudhury, Urban Health Officer |

List of Sources/Institutions outside PBCR where patients go for Diagnosis/Treatment**List of Hospitals**

List of Hospitals	Resource Person
1) Tata Memorial Hospital, Mumbai	Director
2) PGI, Chandigarh	Director
3) GB Pant Hospital, New Delhi	Director
4) Apollo Hospitals, 320 Anna Salai, Chennai	Director
5) Institute Rotary Cancer Hospital, New Delhi	Director
6) Apollo Hospitals, 21 Greaves Lane, Chennai	Director
7) Christian Medical College Hospital, Vellore	Director
8) Kidwai Memorial Institute of Oncology, Bangalore	Director
9) Cancer Institute (w/o) Adyar, Chennai	Director
10) Regional Cancer Centre, Thiruvananthapuram	Director
11) Chittaranjan National Cancer Institute & Research Centre, Kolkata	Director
12) Cancer Care & Welfare Home, Kolkata	Director
13) Cancer Centre and Welfare Home, Thakurpukur - Kolkata	Director

Registry Staff

Dr. Debanjana Guha	:	Medical Research Officer
Ms. Gitanjali Devi	:	Statistician
Mrs. Arpita Sharma	:	Computer Programmer
Mr. Jamil Ahmed Barbhuiya	:	Social Investigator
Mr. Ranjan Lahon	:	Social Investigator
Ms. Barsha Roy	:	Social Investigator

Figure KUD-1
Population Pyramid showing Age Distribution: 2005-2006
Kamrup Urban District

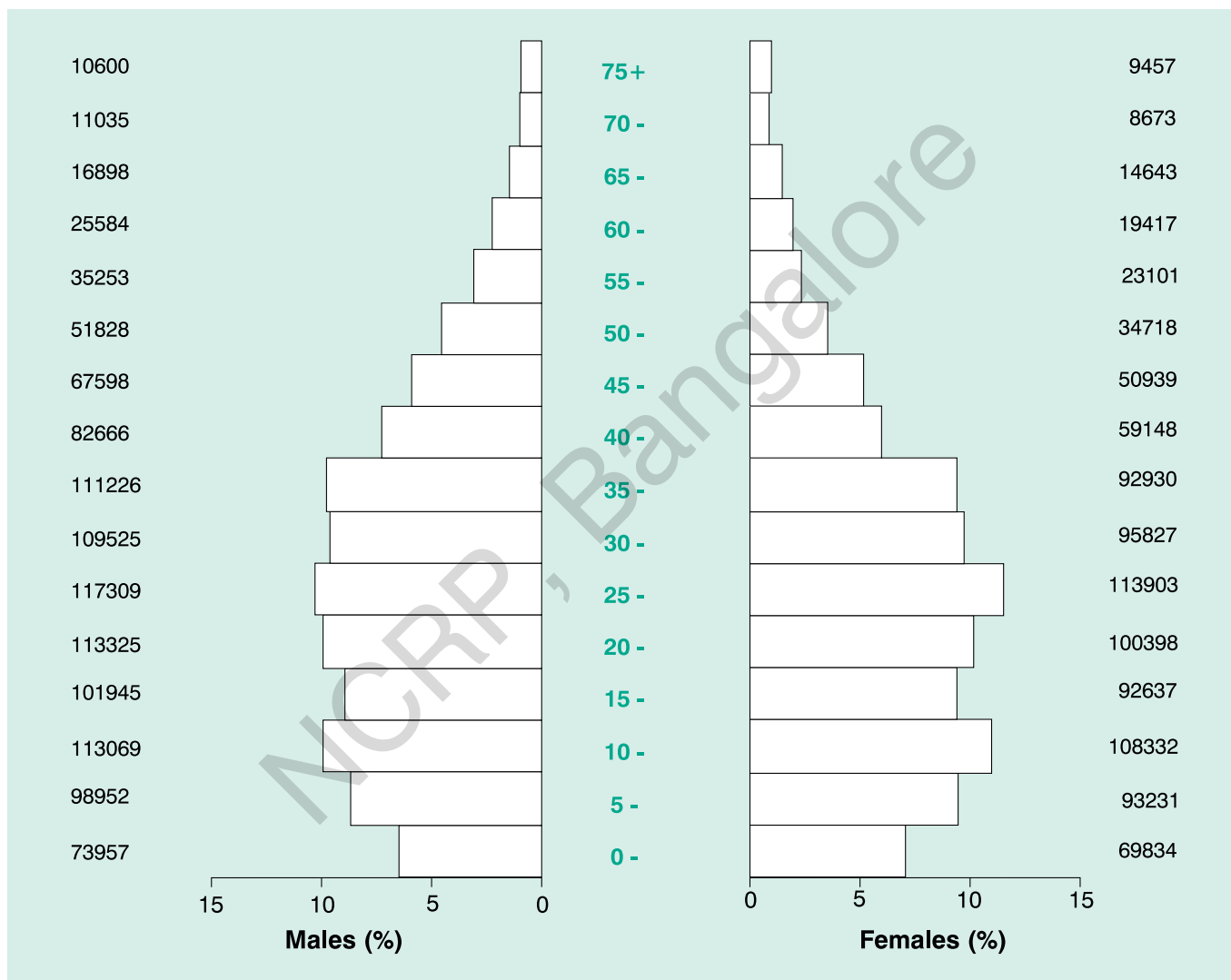


TABLE: KUD - 1

Population by Five Year Age Group and Gender: 2005-2006
Number and Relative Proportion (%)

Kamrup Urban District

Age Group	MALES		FEMALES		TOTAL	
	Number	%	Number	%	Number	%
0-4	73957	6.48	69834	7.07	143791	6.76
5-9	98952	8.67	93231	9.44	192182	9.03
10-14	113069	9.91	108332	10.97	221401	10.40
15-19	101945	8.94	92637	9.38	194582	9.14
20-24	113325	9.93	100398	10.17	213723	10.04
25-29	117309	10.28	113903	11.54	231211	10.87
30-34	109525	9.60	95827	9.71	205352	9.65
35-39	111226	9.75	92930	9.41	204156	9.59
40-44	82666	7.25	59148	5.99	141814	6.66
45-49	67598	5.93	50939	5.16	118537	5.57
50-54	51828	4.54	34718	3.52	86546	4.07
55-59	35253	3.09	23101	2.34	58354	2.74
60-64	25584	2.24	19417	1.97	45002	2.11
65-69	16898	1.48	14643	1.48	31541	1.48
70-74	11035	0.97	8673	0.88	19709	0.93
75+	10600	0.93	9457	0.96	20056	0.94
Total	1140771	100.00	987187	100.00	2127957	100.00

TABLE : KUD- 2
Main Sources of Registration of Incident Cases of Cancer : 2005-2006
Kamrup Urban District

Name of the Institution (Source Code)	Number	%
Dr. B. Borooah Cancer Institute, Gopinath Nagar, Guwahati-16 (49)	1465	64.03
North East Cancer Atlas Data (888)	219	9.57
Ekopatil G S Road Guwahati (36)	95	4.15
Pain and Palliative Clinic (51)	85	3.72
Tata Memorial Hospital, Mumbai (50)	71	3.10
International Hospital, G S Road, Guwahati (18)	59	2.58
Wintrobe Hospital, Amban, Guwahati-1 (17)	56	2.45
Good Health Hospital, Dispur, Guwahati (7)	54	2.36
Central Hospital, NE Railway Malagaon (3)	41	1.79
Saharhas Path Lab, Guwahati (39)	41	1.79
Sky Lab Diagnostic Centre, Guwahati (35)	31	1.35
Ganga Laboratory and Research Centre (37)	19	0.83
Guwahati Medical College Hospital, Bhangagarh, Guwahati (1)	18	0.79
Sanjeebani Hospital, Maligaon, Guwahati (55)	13	0.57
Rapid Diagnostic, Guwahati (38)	10	0.44
Health Care Guwahati (43)	6	0.26
Guwahati Neurological Research Centre, Dispur, Guwahati-6 (20)	5	0.22
Total	2288	100.00

The numbers and proportion listed are the minimum number of cases. Institutions could have registered / reported more cases, since duplicate registrations and non-resident/registry cases are not included.

**TABLE KUD-3 (a): Number of Incident Cancers by Five Year Age Group and Site (ICD-10):
2005-2006 – Males**

%= Relative Proportion of Cancers of All Sites.

Kamrup Urban District

ICD-10	Site	0-4	5-9	10-14	15-19	20-24	25-29	30-34	35-39	40-44	45-49	50-54	55-59	60-64	65-69	70-74	75+	Unkn	Total	%
C00	Lip	-	-	-	-	-	-	-	1	2	-	1	1	1	-	3	-	-	9	0.64
C01-02	Tongue	-	-	-	-	1	-	5	2	9	8	14	7	9	11	16	5	-	87	6.17
C03-06	Mouth	-	-	-	-	1	-	-	4	5	8	8	10	8	10	7	9	-	70	4.96
C07-8	Salivary Gland	-	-	1	-	-	-	-	1	-	-	-	1	-	-	-	-	-	3	0.21
C09	Tonsil	-	-	-	-	-	-	-	3	6	13	14	5	7	4	4	2	1	59	4.18
C10	Oth. Oropharynx	-	-	-	-	-	-	-	2	2	6	6	6	14	3	5	6	1	51	3.62
C11	Nasopharynx	-	-	-	1	-	-	2	2	1	2	1	-	-	-	2	-	-	11	0.78
C12-13	Hypopharynx	-	-	-	-	-	2	2	5	5	19	21	17	24	22	22	9	2	150	10.64
C14	Pharynx Unspecified	-	-	-	-	-	-	-	-	-	2	-	3	-	2	1	2	-	10	0.71
C15	Oesophagus	-	-	-	-	-	1	5	7	11	30	54	40	47	29	24	19	6	273	19.36
C16	Stomach	-	-	-	-	-	-	-	3	5	7	12	8	15	7	5	2	-	64	4.54
C17	Small Intestine	-	-	-	-	-	-	-	-	-	1	-	-	-	-	-	-	-	1	0.07
C18	Colon	-	-	-	-	-	-	1	1	-	1	6	2	3	3	2	3	-	22	1.56
C19-20	Rectum	-	-	-	-	2	1	-	3	-	3	-	3	3	2	-	1	-	18	1.28
C21	Anus & Anal Canal	-	-	-	-	-	-	-	-	-	-	1	-	-	-	1	-	-	2	0.14
C22	Liver	-	-	-	-	-	-	-	1	1	3	1	7	4	2	2	-	-	21	1.49
C23-24	Gallbladder etc.	-	-	-	-	-	1	-	2	6	9	7	8	2	2	4	5	-	46	3.26
C25	Pancreas	-	-	-	-	-	-	-	1	-	-	-	4	1	-	-	1	-	7	0.50
C30-31	Nose, Sinuses etc.	-	-	-	-	-	-	-	-	-	1	-	-	-	1	-	-	-	2	0.14
C32	Larynx	-	-	-	-	-	-	-	3	5	3	13	10	8	13	9	8	1	73	5.18
C33-34	Lung etc.	-	1	-	-	-	-	1	1	2	9	9	6	18	21	12	19	1	100	7.09
C37-38	Other Thoracic Organs	-	-	-	-	1	-	-	1	-	-	-	-	-	-	-	-	-	2	0.14
C40-41	Bone	-	-	-	1	1	-	-	1	1	1	1	1	2	-	-	-	-	9	0.64
C43	Melanoma of Skin	-	-	-	-	-	-	-	-	-	-	-	-	-	-	-	-	-	-	-
C44	Other Skin	-	-	-	-	-	1	-	-	-	1	2	1	3	2	3	-	-	13	0.92
C45	Mesothelioma	-	-	-	-	-	-	-	-	-	-	-	-	-	-	-	-	-	-	-
C46	Kaposi Sarcoma	-	-	-	-	-	-	-	-	-	-	-	-	-	-	-	-	-	-	-
C47+C49	Conn. & Soft Tissue	1	-	-	2	-	-	-	-	1	-	-	-	-	-	-	1	-	5	0.35
C50	Breast	-	-	-	-	-	-	-	2	-	-	2	-	-	-	-	-	-	4	0.28
C60	Penis	-	-	-	-	-	-	-	-	1	2	2	3	1	2	-	-	-	11	0.78
C61	Prostate	-	-	-	-	-	-	-	-	1	2	4	3	5	5	10	12	-	42	2.98
C62	Testis	-	-	-	-	-	3	-	1	2	2	1	-	-	-	-	-	-	9	0.64
C63	Other Male Genital	-	-	-	-	-	-	-	-	-	-	-	-	-	-	-	-	-	-	-
C64	Kidney etc.	-	-	-	2	-	-	-	-	-	2	2	1	1	1	1	-	-	10	0.71
C65	Renal Pelvis	-	-	-	-	-	-	-	-	-	-	-	-	-	-	-	-	-	-	-
C66	Ureter	-	-	-	-	-	-	-	-	-	-	-	-	-	-	-	-	-	-	-
C67	Bladder	-	-	-	-	-	-	-	1	-	1	3	3	2	3	3	2	-	18	1.28
C68	Uns. Urinary Organs	-	-	-	-	-	-	-	-	-	-	-	-	-	-	-	-	-	-	-
C69	Eye	-	-	-	-	-	-	-	-	-	1	-	1	1	-	-	-	-	3	0.21
C70-72	Brain, Nervous System	-	1	2	1	2	2	-	-	1	3	4	2	-	1	1	1	-	21	1.49
C73	Thyroid	-	-	-	-	-	-	3	-	2	1	1	1	2	-	-	-	-	10	0.71
C74	Adrenal Gland	-	-	-	-	-	-	-	-	-	-	-	-	-	-	-	-	-	-	-
C77	Sec Lymph Nodes	1	-	-	-	-	-	-	1	1	-	-	-	2	1	1	-	-	7	0.50
C78	Sec Resp & Digestive	-	-	-	-	-	-	-	1	-	-	-	-	-	-	-	-	-	1	0.07
C79	Sec Others	-	-	-	-	-	-	-	-	-	-	-	-	-	-	-	-	-	-	-
C81	Hodgkins Disease	-	2	1	1	-	-	1	2	-	-	2	-	-	-	-	2	-	11	0.78
C82-85,C96	NHL	-	-	1	-	-	-	1	-	2	2	1	3	-	1	2	-	1	14	0.99
C90	Multiple Myeloma	-	-	-	-	-	-	-	-	2	-	3	1	1	2	1	1	-	11	0.78
C91	Lymphoid Leuk.	1	2	1	-	-	-	-	-	-	-	1	-	-	-	-	-	-	5	0.35
C92-94	Myeloid Leukaemia	-	1	1	1	-	1	-	1	-	-	1	1	-	-	-	-	-	7	0.50
C95	Leukaemia Uns	-	1	-	-	-	-	-	-	-	-	-	-	-	-	1	-	-	2	0.14
O&U	Other and Uns	-	-	2	-	2	2	4	1	7	13	15	16	7	16	15	16	-	116	8.23
	All Sites	3	8	9	9	10	14	25	54	81	156	213	175	191	166	157	126	13	1410	100.00

**TABLE KUD-3 (b): Number of Incident Cancers by Five Year Age Group and Site (ICD-10):
2005-2006 – Females**

% = Relative Proportion of Cancers of All Sites.

Kamrup Urban District

ICD-10	Site	0-4	5-9	10-14	15-19	20-24	25-29	30-34	35-39	40-44	45-49	50-54	55-59	60-64	65-69	70-74	75+	Unkn	Total	%
C00	Lip	-	-	-	-	-	1	-	1	-	-	1	1	-	-	-	-	-	4	0.46
C01-02	Tongue	-	-	-	-	-	1	-	-	3	2	2	1	2	5	1	1	-	18	2.05
C03-06	Mouth	-	-	-	-	-	1	-	5	-	4	2	2	11	5	3	8	-	41	4.67
C07-8	Salivary Gland	-	-	1	-	-	-	-	-	-	-	-	-	1	-	-	-	-	2	0.23
C09	Tonsil	-	-	-	-	-	-	-	1	-	1	2	2	-	2	2	2	-	12	1.37
C10	Oth. Oropharynx	-	-	-	-	-	-	-	2	1	1	1	2	3	2	-	-	-	12	1.37
C11	Nasopharynx	-	-	-	1	-	-	-	-	-	-	-	-	1	1	-	-	-	3	0.34
C12-13	Hypopharynx	-	-	-	-	-	-	-	1	1	3	2	1	6	6	2	3	-	25	2.85
C14	Pharynx Unspecified	-	-	-	-	-	-	-	-	-	-	-	-	-	-	1	-	-	1	0.11
C15	Oesophagus	-	-	1	-	1	-	1	5	14	14	13	6	15	12	9	11	-	102	11.62
C16	Stomach	-	-	-	-	-	-	-	-	2	5	1	3	2	2	1	1	1	18	2.05
C17	Small Intestine	-	-	-	-	-	-	1	-	-	1	-	-	-	-	1	-	-	3	0.34
C18	Colon	-	-	-	-	-	2	-	-	2	1	1	-	1	-	1	1	-	9	1.03
C19-20	Rectum	-	-	-	1	1	-	1	2	1	2	2	1	-	1	4	-	-	16	1.82
C21	Anus & Anal Canal	-	-	-	-	-	-	1	-	-	-	-	-	1	1	-	-	-	3	0.34
C22	Liver	-	-	-	-	-	-	-	-	2	1	1	1	-	3	1	1	-	10	1.14
C23-24	Gallbladder etc.	-	-	-	-	-	2	5	9	6	13	13	13	13	10	7	3	-	94	10.71
C25	Pancreas	-	-	-	-	-	-	-	1	-	1	-	2	-	-	1	-	-	5	0.57
C30-31	Nose, Sinuses etc.	-	-	-	-	-	2	-	1	-	1	-	-	-	-	-	-	-	4	0.46
C32	Larynx	-	-	-	-	-	-	-	-	1	-	-	1	1	3	-	1	-	7	0.80
C33-34	Lung etc.	-	-	-	-	-	-	-	-	2	3	3	3	6	1	3	1	-	22	2.51
C37-38	Other Thoracic Organs	-	-	-	-	-	-	-	-	-	-	-	-	-	1	-	-	-	1	0.11
C40-41	Bone	-	1	1	-	-	-	-	1	-	1	1	-	1	-	-	-	-	6	0.68
C43	Melanoma of Skin	-	-	-	-	-	-	-	-	-	-	-	-	-	-	-	-	-	-	-
C44	Other Skin	-	-	-	-	-	-	-	1	1	-	1	2	1	-	1	1	-	8	0.91
C45	Mesothelioma	-	-	-	-	-	-	-	-	-	-	-	-	-	-	-	-	-	-	-
C46	Kaposi Sarcoma	-	-	-	-	-	-	-	-	-	-	-	-	-	-	-	-	-	-	-
C47+C49	Conn. & Soft Tissue	-	-	-	-	1	-	1	1	-	1	-	1	1	-	-	-	-	6	0.68
C50	Breast	-	-	-	-	1	4	10	19	25	18	18	14	7	6	8	5	-	135	15.38
C51	Vulva	-	-	-	-	-	-	-	-	-	-	-	-	1	-	1	-	-	2	0.23
C52	Vagina	-	-	-	-	-	-	1	1	-	-	1	-	-	1	-	-	-	4	0.46
C53	Cervix Uteri	-	-	-	-	1	3	7	12	20	20	19	18	12	4	9	1	-	126	14.35
C54	Corpus Uteri	-	-	-	-	-	-	-	-	2	-	1	1	5	2	1	-	-	12	1.37
C55	Uterus Unspecified	-	-	-	-	-	-	-	-	-	-	-	-	1	-	-	-	-	1	0.11
C56	Ovary etc.	-	-	1	1	1	1	3	5	4	7	8	4	9	7	2	-	-	53	6.04
C57	Other Female Genital	-	-	-	-	-	-	-	-	-	-	-	-	-	-	-	-	-	-	-
C58	Placenta	-	-	-	-	-	-	-	-	-	-	-	-	-	-	-	-	-	-	-
C64	Kidney etc.	1	1	-	-	-	-	-	-	-	-	-	1	-	-	1	-	-	4	0.46
C65	Renal Pelvis	-	-	-	-	-	-	-	-	-	-	-	-	-	-	-	-	-	-	-
C66	Ureter	-	-	-	-	-	-	-	-	-	-	-	-	-	-	-	-	-	-	-
C67	Bladder	-	-	-	-	-	-	-	-	-	-	-	1	-	1	1	-	-	3	0.34
C68	Uns. Urinary Organs	-	-	-	-	-	-	-	-	-	1	-	-	-	-	-	-	-	1	0.11
C69	Eye	1	-	-	-	-	-	-	-	-	-	-	-	-	-	-	-	-	1	0.11
C70-72	Brain, Nervous System	-	-	-	1	-	-	3	-	-	-	1	3	3	-	-	-	-	11	1.25
C73	Thyroid	-	-	-	-	-	-	-	-	-	3	2	1	1	-	-	3	-	10	1.14
C74	Adrenal Gland	-	-	-	-	-	-	-	-	-	-	-	-	-	-	-	-	-	-	-
C77	Sec Lymph Nodes	-	-	-	-	-	-	-	-	1	-	-	1	-	-	-	-	1	3	0.34
C78	Sec Resp & Digestive	-	-	-	-	-	-	-	-	-	-	-	-	1	-	-	-	-	1	0.11
C79	Sec Others	-	-	-	-	-	-	-	-	-	-	-	-	-	-	-	-	-	-	-
C81	Hodgkins Disease	-	1	2	1	-	-	-	-	-	-	-	-	-	-	-	-	-	4	0.46
C82-85,C96	NHL	-	-	1	-	-	-	1	1	2	-	-	1	1	1	1	-	-	9	1.03
C90	Multiple Myeloma	-	-	-	-	-	-	-	-	2	1	1	2	-	1	-	-	-	7	0.80
C91	Lymphoid Leuk.	-	1	1	-	-	-	-	-	-	-	-	-	1	1	-	-	-	4	0.46
C92-94	Myeloid Leukaemia	-	1	-	-	-	2	2	-	-	-	-	1	1	1	1	1	-	10	1.14
C95	Leukaemia Uns	-	-	-	-	-	-	-	-	-	-	-	-	-	-	-	-	-	-	-
O&U	Other and Uns	-	-	-	-	-	1	2	5	3	6	3	5	9	3	5	3	-	45	5.13
	All Sites	2	5	8	5	6	20	39	74	95	111	100	95	118	83	68	47	2	878	100.00

TABLE: KUD-4(a):
Average Annual Age Specific, Crude (CR), Age Adjusted (AAR) (with Standard Error(SE)) and
Truncated (35-64 yrs) (TR) Incidence Rate per 100,000 population: 2005-2006 - Males
Kamrup Urban District

ICD-10	0-4	5-9	10-14	15-19	20-24	25-29	30-34	35-39	40-44	45-49	50-54	55-59	60-64	65-69	70-74	>75	CR	AAR	SE	TR
C00	-	-	-	-	-	-	-	0.9	2.4	-	1.9	2.8	3.9	-	27.2	-	0.8	1.1	0.40	1.8
C01-02	-	-	-	-	0.9	-	4.6	1.8	10.9	11.8	27.0	19.9	35.2	65.1	145.0	47.2	7.6	11.2	1.28	16.2
C03-06	-	-	-	-	0.9	-	-	3.6	6.0	11.8	15.4	28.4	31.3	59.2	63.4	84.9	6.1	9.3	1.17	14.3
C07-8	-	-	0.9	-	-	-	-	0.9	-	-	-	2.8	-	-	-	-	0.3	0.2	0.15	0.5
C09	-	-	-	-	-	-	-	2.7	7.3	19.2	27.0	14.2	27.4	23.7	36.3	18.9	5.2	6.6	0.91	15.4
C10	-	-	-	-	-	-	-	1.8	2.4	8.9	11.6	17.0	54.7	17.8	45.3	56.6	4.5	6.8	1.01	13.7
C11	-	-	-	1.0	-	-	1.8	1.8	1.2	3.0	1.9	-	-	-	18.1	-	1.0	1.0	0.34	1.5
C12-13	-	-	-	-	-	1.7	1.8	4.5	6.0	28.1	40.5	48.2	93.8	130.2	199.4	84.9	13.1	19.9	1.71	32.3
C14	-	-	-	-	-	-	-	-	-	3.0	-	8.5	-	11.8	9.1	18.9	0.9	1.4	0.47	1.7
C15	-	-	-	-	-	0.9	4.6	6.3	13.3	44.4	104.2	113.5	183.7	171.6	217.5	179.3	23.9	34.4	2.21	67.5
C16	-	-	-	-	-	-	-	2.7	6.0	10.4	23.2	22.7	58.6	41.4	45.3	18.9	5.6	8.1	1.06	17.9
C17	-	-	-	-	-	-	-	-	-	1.5	-	-	-	-	-	-	0.1	0.1	0.09	0.3
C18	-	-	-	-	-	-	0.9	0.9	-	1.5	11.6	5.7	11.7	17.8	18.1	28.3	1.9	2.9	0.66	4.6
C19-20	-	-	-	-	1.8	0.9	-	2.7	-	4.4	-	8.5	11.7	11.8	-	9.4	1.6	2.0	0.51	4.0
C21	-	-	-	-	-	-	-	-	-	-	1.9	-	-	-	9.1	-	0.2	0.3	0.21	0.3
C22	-	-	-	-	-	-	-	0.9	1.2	4.4	1.9	19.9	15.6	11.8	18.1	-	1.8	2.6	0.60	6.2
C23-24	-	-	-	-	-	0.9	-	1.8	7.3	13.3	13.5	22.7	7.8	11.8	36.3	47.2	4.0	5.3	0.84	10.4
C25	-	-	-	-	-	-	-	0.9	-	-	-	11.3	3.9	-	-	9.4	0.6	0.9	0.34	2.1
C30-31	-	-	-	-	-	-	-	-	-	1.5	-	-	-	5.9	-	-	0.2	0.3	0.20	0.3
C32	-	-	-	-	-	-	-	2.7	6.0	4.4	25.1	28.4	31.3	76.9	81.6	75.5	6.4	9.9	1.22	14.3
C33-34	-	1.0	-	-	-	-	0.9	0.9	2.4	13.3	17.4	17.0	70.4	124.3	108.8	179.3	8.8	15.0	1.56	17.3
C37-38	-	-	-	-	0.9	-	-	0.9	-	-	-	-	-	-	-	-	0.2	0.1	0.09	0.2
C40-41	-	-	-	1.0	0.9	-	-	0.9	1.2	1.5	1.9	2.8	7.8	-	-	-	0.8	0.9	0.32	2.4
C43	-	-	-	-	-	-	-	-	-	-	-	-	-	-	-	-	-	-	-	-
C44	-	-	-	-	-	0.9	-	-	-	1.5	3.9	2.8	11.7	11.8	27.2	-	1.1	1.8	0.53	2.8
C45	-	-	-	-	-	-	-	-	-	-	-	-	-	-	-	-	-	-	-	-
C46	-	-	-	-	-	-	-	-	-	-	-	-	-	-	-	-	-	-	-	-
C47+C49	1.4	-	-	2.0	-	-	-	-	1.2	-	-	-	-	-	-	9.4	0.4	0.6	0.29	0.2
C50	-	-	-	-	-	-	-	1.8	-	-	3.9	-	-	-	-	-	0.4	0.3	0.16	1.0
C60	-	-	-	-	-	-	-	-	1.2	3.0	3.9	8.5	3.9	11.8	-	-	1.0	1.3	0.41	3.0
C61	-	-	-	-	-	-	-	-	1.2	3.0	7.7	8.5	19.5	29.6	90.6	113.2	3.7	6.7	1.06	5.7
C62	-	-	-	-	-	2.6	-	0.9	2.4	3.0	1.9	-	-	-	-	-	0.8	0.7	0.23	1.5
C63	-	-	-	-	-	-	-	-	-	-	-	-	-	-	-	-	-	-	-	-
C64	-	-	-	2.0	-	-	-	-	-	3.0	3.9	2.8	3.9	5.9	9.1	-	0.9	1.2	0.39	2.1
C65	-	-	-	-	-	-	-	-	-	-	-	-	-	-	-	-	-	-	-	-
C66	-	-	-	-	-	-	-	-	-	-	-	-	-	-	-	-	-	-	-	-
C67	-	-	-	-	-	-	-	0.9	-	1.5	5.8	8.5	7.8	17.8	27.2	18.9	1.6	2.5	0.62	3.5
C68	-	-	-	-	-	-	-	-	-	-	-	-	-	-	-	-	-	-	-	-
C69	-	-	-	-	-	-	-	-	-	1.5	-	2.8	3.9	-	-	-	0.3	0.4	0.21	1.2
C70-72	-	1.0	1.8	1.0	1.8	1.7	-	-	1.2	4.4	7.7	5.7	-	5.9	9.1	9.4	1.8	2.1	0.49	3.1
C73	-	-	-	-	-	-	2.7	-	2.4	1.5	1.9	2.8	7.8	-	-	-	0.9	0.9	0.31	2.4
C74	-	-	-	-	-	-	-	-	-	-	-	-	-	-	-	-	-	-	-	-
C77	1.4	-	-	-	-	-	-	0.9	1.2	-	-	-	7.8	5.9	9.1	-	0.6	1.0	0.38	1.4
C78	-	-	-	-	-	-	-	0.9	-	-	-	-	-	-	-	-	0.1	0.1	0.05	0.2
C79	-	-	-	-	-	-	-	-	-	-	-	-	-	-	-	-	-	-	-	-
C81	-	2.0	0.9	1.0	-	-	0.9	1.8	-	-	3.9	-	-	-	-	18.9	1.0	1.1	0.36	1.0
C82-85,C96	-	-	0.9	-	-	-	0.9	-	2.4	3.0	1.9	8.5	-	5.9	18.1	-	1.2	1.4	0.43	2.5
C90	-	-	-	-	-	-	-	-	2.4	-	5.8	2.8	3.9	11.8	9.1	9.4	1.0	1.4	0.46	2.3
C91	1.4	2.0	0.9	-	-	-	-	-	-	-	1.9	-	-	-	-	-	0.4	0.5	0.25	0.3
C92-94	-	1.0	0.9	1.0	-	0.9	-	0.9	-	-	1.9	2.8	-	-	-	-	0.6	0.6	0.23	0.9
C95	-	1.0	-	-	-	-	-	-	-	-	-	-	-	-	9.1	-	0.2	0.3	0.21	-
O&U	-	-	1.8	-	1.8	1.7	3.7	0.9	8.5	19.2	28.9	45.4	27.4	94.7	135.9	151.0	10.2	15.3	1.51	19.6
All	4.1	8.1	8.0	8.8	8.8	11.9	22.8	48.5	98.0	230.8	411.0	496.4	746.6	982.4	1422.9	1188.9	123.6	180.5	5.08	299.7

TABLE: KUD-4(b):
Average Annual Age Specific, Crude (CR), Age Adjusted (AAR) (with Standard Error(SE)) and
Truncated (35-64 yrs) (TR) Incidence Rate per 100,000 population: 2005-2006 - Females
Kamrup Urban District

ICD-10	0-4	5-9	10-14	15-19	20-24	25-29	30-34	35-39	40-44	45-49	50-54	55-59	60-64	65-69	70-74	>75	CR	AAR	SE	TR
C00	-	-	-	-	-	0.9	-	1.1	-	-	2.9	4.3	-	-	-	-	0.4	0.5	0.24	1.2
C01-02	-	-	-	-	-	0.9	-	-	5.1	3.9	5.8	4.3	10.3	34.2	11.5	10.6	1.8	2.9	0.73	4.6
C03-06	-	-	-	-	-	0.9	-	5.4	-	7.9	5.8	8.7	56.7	34.2	34.6	84.6	4.2	7.2	1.17	11.9
C07-8	-	-	0.9	-	-	-	-	-	-	-	-	-	5.2	-	-	-	0.2	0.3	0.22	0.7
C09	-	-	-	-	-	-	-	1.1	-	2.0	5.8	8.7	-	13.7	23.1	21.2	1.2	2.1	0.63	2.6
C10	-	-	-	-	-	-	-	2.2	1.7	2.0	2.9	8.7	15.5	13.7	-	-	1.2	1.9	0.57	4.7
C11	-	-	-	1.1	-	-	-	-	-	-	-	-	5.2	6.8	-	-	0.3	0.5	0.31	0.7
C12-13	-	-	-	-	-	-	-	1.1	1.7	5.9	5.8	4.3	30.9	41.0	23.1	31.7	2.5	4.5	0.94	7.2
C14	-	-	-	-	-	-	-	-	-	-	-	-	-	-	11.5	-	0.1	0.2	0.23	-
C15	-	-	0.9	-	1.0	-	1.0	5.4	23.7	27.5	37.4	26.0	77.3	82.0	103.8	116.3	10.3	16.5	1.71	30.3
C16	-	-	-	-	-	-	-	-	3.4	9.8	2.9	13.0	10.3	13.7	11.5	10.6	1.8	2.7	0.68	6.0
C17	-	-	-	-	-	-	1.0	-	-	2.0	-	-	-	-	11.5	-	0.3	0.4	0.27	0.4
C18	-	-	-	-	-	1.8	-	-	3.4	2.0	2.9	-	5.2	-	11.5	10.6	0.9	1.3	0.45	2.2
C19-20	-	-	-	1.1	1.0	-	1.0	2.2	1.7	3.9	5.8	4.3	-	6.8	46.1	-	1.6	2.3	0.63	3.0
C21	-	-	-	-	-	-	1.0	-	-	-	-	-	5.2	6.8	-	-	0.3	0.5	0.30	0.7
C22	-	-	-	-	-	-	-	-	3.4	2.0	2.9	4.3	-	20.5	11.5	10.6	1.0	1.7	0.56	2.1
C23-24	-	-	-	-	-	1.8	5.2	9.7	10.1	25.5	37.4	56.3	67.0	68.3	80.7	31.7	9.5	14.3	1.56	30.7
C25	-	-	-	-	-	-	-	1.1	-	2.0	-	8.7	-	-	11.5	-	0.5	0.8	0.36	1.7
C30-31	-	-	-	-	-	1.8	-	1.1	-	2.0	-	-	-	-	-	-	0.4	0.3	0.17	0.6
C32	-	-	-	-	-	-	-	-	1.7	-	-	4.3	5.2	20.5	-	10.6	0.7	1.3	0.50	1.6
C33-34	-	-	-	-	-	-	-	-	3.4	5.9	8.6	13.0	30.9	6.8	34.6	10.6	2.2	3.9	0.85	8.9
C37-38	-	-	-	-	-	-	-	-	-	-	-	-	-	6.8	-	-	0.1	0.2	0.20	-
C40-41	-	1.1	0.9	-	-	-	-	1.1	-	2.0	2.9	-	5.2	-	-	-	0.6	0.7	0.32	1.7
C43	-	-	-	-	-	-	-	-	-	-	-	-	-	-	-	-	-	-	-	-
C44	-	-	-	-	-	-	-	1.1	1.7	-	2.9	8.7	5.2	-	11.5	10.6	0.8	1.3	0.49	2.8
C45	-	-	-	-	-	-	-	-	-	-	-	-	-	-	-	-	-	-	-	-
C46	-	-	-	-	-	-	-	-	-	-	-	-	-	-	-	-	-	-	-	-
C47+C49	-	-	-	-	1.0	-	1.0	1.1	-	2.0	-	4.3	5.2	-	-	-	0.6	0.7	0.32	1.8
C50	-	-	-	-	1.0	3.5	10.4	20.4	42.3	35.3	51.8	60.6	36.1	41.0	92.2	52.9	13.7	17.5	1.63	39.8
C51	-	-	-	-	-	-	-	-	-	-	-	-	5.2	-	11.5	-	0.2	0.4	0.31	0.7
C52	-	-	-	-	-	-	1.0	1.1	-	-	2.9	-	-	6.8	-	-	0.4	0.5	0.27	0.7
C53	-	-	-	-	1.0	2.6	7.3	12.9	33.8	39.3	54.7	77.9	61.8	27.3	103.8	10.6	12.8	17.3	1.65	43.5
C54	-	-	-	-	-	-	-	-	3.4	-	2.9	4.3	25.8	13.7	11.5	-	1.2	2.2	0.65	5.0
C55	-	-	-	-	-	-	-	-	-	-	-	-	5.2	-	-	-	0.1	0.2	0.21	0.7
C56	-	-	0.9	1.1	1.0	0.9	3.1	5.4	6.8	13.7	23.0	17.3	46.4	47.8	23.1	-	5.4	7.7	1.13	16.9
C57	-	-	-	-	-	-	-	-	-	-	-	-	-	-	-	-	-	-	-	-
C58	-	-	-	-	-	-	-	-	-	-	-	-	-	-	-	-	-	-	-	-
C64	1.4	1.1	-	-	-	-	-	-	-	-	-	4.3	-	-	11.5	-	0.4	0.7	0.35	0.6
C65	-	-	-	-	-	-	-	-	-	-	-	-	-	-	-	-	-	-	-	-
C66	-	-	-	-	-	-	-	-	-	-	-	-	-	-	-	-	-	-	-	-
C67	-	-	-	-	-	-	-	-	-	-	-	4.3	-	6.8	11.5	-	0.3	0.6	0.35	0.6
C68	-	-	-	-	-	-	-	-	-	2.0	-	-	-	-	-	-	0.1	0.1	0.12	0.4
C69	1.4	-	-	-	-	-	-	-	-	-	-	-	-	-	-	-	0.1	0.2	0.17	-
C70-72	-	-	-	1.1	-	-	3.1	-	-	-	2.9	13.0	15.5	-	-	-	1.1	1.6	0.51	4.1
C73	-	-	-	-	-	-	-	-	-	5.9	5.8	4.3	5.2	-	-	31.7	1.0	1.7	0.54	3.3
C74	-	-	-	-	-	-	-	-	-	-	-	-	-	-	-	-	-	-	-	-
C77	-	-	-	-	-	-	-	-	1.7	-	-	4.3	-	-	-	-	0.3	0.3	0.20	0.9
C78	-	-	-	-	-	-	-	-	-	-	-	-	5.2	-	-	-	0.1	0.2	0.21	0.7
C79	-	-	-	-	-	-	-	-	-	-	-	-	-	-	-	-	-	-	-	-
C81	-	1.1	1.8	1.1	-	-	-	-	-	-	-	-	-	-	-	-	0.4	0.4	0.19	-
C82-85,C96	-	-	0.9	-	-	-	1.0	1.1	3.4	-	-	4.3	5.2	6.8	11.5	-	0.9	1.2	0.45	2.1
C90	-	-	-	-	-	-	-	-	3.4	2.0	2.9	8.7	-	6.8	-	-	0.7	1.0	0.40	2.6
C91	-	1.1	0.9	-	-	-	-	-	-	-	-	-	5.2	6.8	-	-	0.4	0.6	0.32	0.7
C92-94	-	1.1	-	-	-	1.8	2.1	-	-	-	-	4.3	5.2	6.8	11.5	10.6	1.0	1.4	0.49	1.2
C95	-	-	-	-	-	-	-	-	-	-	-	-	-	-	-	-	-	-	-	-
O&U	-	-	-	-	-	0.9	2.1	5.4	5.1	11.8	8.6	21.6	46.4	20.5	57.7	31.7	4.6	7.1	1.13	14.5
All	2.9	5.4	7.4	5.4	6.0	17.6	40.7	79.6	160.6	217.9	288.0	411.2	607.7	566.9	784.0	497.0	88.9	131.6	4.73	266.6

**TABLE: KUD-5(a): Number (#) and Proportion (%) of Cancers by Site (ICD-10) and Method of Diagnosis: 2005-2006 - Males
Kamrup Urban District**

ICD-10	Site	Microscopic		X-Ray / imaging		Clinical		Others		D.C.O		Total	
		#	%	#	%	#	%	#	%	#	%	#	%
C00	Lip	7	77.8	-	-	2	22.2	-	-	-	-	9	100.0
C01-02	Tongue	74	85.1	-	-	2	2.3	6	6.9	5	5.7	87	100.0
C03-06	Mouth	59	84.3	-	-	3	4.3	7	10.0	1	1.4	70	100.0
C07-8	Salivary Gland	2	66.7	-	-	-	-	1	33.3	-	-	3	100.0
C09	Tonsil	49	83.1	-	-	6	10.2	3	5.1	1	1.7	59	100.0
C10	Oth. Oropharynx	42	82.4	-	-	4	7.8	4	7.8	1	2.0	51	100.0
C11	Nasopharynx	11	100.0	-	-	-	-	-	-	-	-	11	100.0
C12-13	Hypopharynx	127	84.7	-	-	9	6.0	7	4.7	7	4.7	150	100.0
C14	Pharynx Unspecified	5	50.0	-	-	-	-	-	-	5	50.0	10	100.0
C15	Oesophagus	212	77.7	6	2.2	11	4.0	19	7.0	25	9.2	273	100.0
C16	Stomach	39	60.9	1	1.6	2	3.1	17	26.6	5	7.8	64	100.0
C17	Small Intestine	1	100.0	-	-	-	-	-	-	-	-	1	100.0
C18	Colon	15	68.2	-	-	1	4.5	2	9.1	4	18.2	22	100.0
C19-20	Rectum	15	83.3	-	-	-	-	3	16.7	-	-	18	100.0
C21	Anus & Anal Canal	2	100.0	-	-	-	-	-	-	-	-	2	100.0
C22	Liver	5	23.8	2	9.5	-	-	2	9.5	12	57.1	21	100.0
C23-24	Gallbladder etc.	24	52.2	7	15.2	3	6.5	5	10.9	7	15.2	46	100.0
C25	Pancreas	4	57.1	1	14.3	-	-	2	28.6	-	-	7	100.0
C30-31	Nose, Sinuses etc.	2	100.0	-	-	-	-	-	-	-	-	2	100.0
C32	Larynx	52	71.2	-	-	8	11.0	4	5.5	9	12.3	73	100.0
C33-34	Lung etc.	65	65.0	9	9.0	4	4.0	17	17.0	5	5.0	100	100.0
C37-38	Other Thoracic Organs	2	100.0	-	-	-	-	-	-	-	-	2	100.0
C40-41	Bone	8	88.9	-	-	-	-	1	11.1	-	-	9	100.0
C43	Melanoma of Skin	-	-	-	-	-	-	-	-	-	-	-	-
C44	Other Skin	13	100.0	-	-	-	-	-	-	-	-	13	100.0
C45	Mesothelioma	-	-	-	-	-	-	-	-	-	-	-	-
C46	Kaposi Sarcoma	-	-	-	-	-	-	-	-	-	-	-	-
C47+C49	Conn. & Soft Tissue	4	80.0	-	-	-	-	-	-	1	20.0	5	100.0
C50	Breast	3	75.0	-	-	-	-	-	-	1	25.0	4	100.0
C60	Penis	11	100.0	-	-	-	-	-	-	-	-	11	100.0
C61	Prostate	36	85.7	-	-	-	-	6	14.3	-	-	42	100.0
C62	Testis	7	77.8	1	11.1	-	-	-	-	1	11.1	9	100.0
C63	Other Male Genital	-	-	-	-	-	-	-	-	-	-	-	-
C64	Kidney etc.	6	60.0	2	20.0	-	-	-	-	2	20.0	10	100.0
C65	Renal Pelvis	-	-	-	-	-	-	-	-	-	-	-	-
C66	Ureter	-	-	-	-	-	-	-	-	-	-	-	-
C67	Bladder	16	88.9	-	-	-	-	2	11.1	-	-	18	100.0
C68	Uns. Urinary Organs	-	-	-	-	-	-	-	-	-	-	-	-
C69	Eye	3	100.0	-	-	-	-	-	-	-	-	3	100.0
C70-72	Brain, Nervous System	13	61.9	2	9.5	1	4.8	1	4.8	4	19.0	21	100.0
C73	Thyroid	5	50.0	-	-	-	-	4	40.0	1	10.0	10	100.0
C74	Adrenal Gland	-	-	-	-	-	-	-	-	-	-	-	-
C77	Sec Lymph Nodes	26	96.3	-	-	-	-	1	3.7	-	-	27	100.0
C78	Sec Resp & Digestive	-	-	-	-	-	-	1	100.0	-	-	1	100.0
C79	Sec Others	-	-	-	-	-	-	-	-	-	-	-	-
C81	Hodgkins Disease	-	-	-	-	-	-	-	-	-	-	-	-
C82-85,C96	NHL	2	100.0	-	-	-	-	-	-	-	-	2	100.0
C90	Multiple Myeloma	11	100.0	-	-	-	-	-	-	-	-	11	100.0
C91	Lymphoid Leuk.	5	100.0	-	-	-	-	-	-	-	-	5	100.0
C92-94	Myeloid Leukaemia	5	71.4	-	-	-	-	-	-	2	28.6	7	100.0
C95	Leukaemia Uns	1	50.0	-	-	-	-	-	-	1	50.0	2	100.0
O&U	Other and Uns	60	50.4	-	-	5	4.2	2	1.7	52	43.7	119	100.0
	All Sites	1,049	74.4	31	2.2	61	4.3	117	8.3	152	10.8	1,410	100.0

**TABLE: KUD-5(b): Number (#) and Proportion (%) of Cancers by Site (ICD-10) and Method of Diagnosis : 2005-2006 - Females
Kamrup Urban District**

ICD-10	Site	Microscopic		X-Ray / imaging		Clinical		Others		D.C.O		Total	
		#	%	#	%	#	%	#	%	#	%	#	%
C00	Lip	2	50.0	-	-	-	-	2	50.0	-	-	4	100.0
C01-02	Tongue	17	94.4	-	-	-	-	1	5.6	-	-	18	100.0
C03-06	Mouth	34	82.9	-	-	2	4.9	5	12.2	-	-	41	100.0
C07-8	Salivary Gland	2	100.0	-	-	-	-	-	-	-	-	2	100.0
C09	Tonsil	10	83.3	-	-	1	8.3	-	-	1	8.3	12	100.0
C10	Oth. Oropharynx	11	91.7	-	-	1	8.3	-	-	-	-	12	100.0
C11	Nasopharynx	2	66.7	1	33.3	-	-	-	-	-	-	3	100.0
C12-13	Hypopharynx	22	88.0	-	-	1	4.0	2	8.0	-	-	25	100.0
C14	Pharynx Unspecified	-	-	-	-	-	-	-	-	1	100.0	1	100.0
C15	Oesophagus	84	82.4	1	1.0	9	8.8	8	7.8	-	-	102	100.0
C16	Stomach	10	55.6	1	5.6	2	11.1	3	16.7	2	11.1	18	100.0
C17	Small Intestine	3	100.0	-	-	-	-	-	-	-	-	3	100.0
C18	Colon	6	66.7	-	-	-	-	3	33.3	-	-	9	100.0
C19-20	Rectum	14	87.5	-	-	1	6.3	1	6.3	-	-	16	100.0
C21	Anus & Anal Canal	3	100.0	-	-	-	-	-	-	-	-	3	100.0
C22	Liver	3	30.0	-	-	1	10.0	2	20.0	4	40.0	10	100.0
C23-24	Gallbladder etc.	50	53.2	18	19.1	5	5.3	11	11.7	10	10.6	94	100.0
C25	Pancreas	3	60.0	-	-	-	-	2	40.0	-	-	5	100.0
C30-31	Nose, Sinuses etc.	3	75.0	-	-	-	-	1	25.0	-	-	4	100.0
C32	Larynx	6	85.7	-	-	1	14.3	-	-	-	-	7	100.0
C33-34	Lung etc.	17	77.3	-	-	2	9.1	-	-	3	13.6	22	100.0
C37-38	Other Thoracic Organs	1	100.0	-	-	-	-	-	-	-	-	1	100.0
C40-41	Bone	6	100.0	-	-	-	-	-	-	-	-	6	100.0
C43	Melanoma of Skin	-	-	-	-	-	-	-	-	-	-	-	-
C44	Other Skin	8	100.0	-	-	-	-	-	-	-	-	8	100.0
C45	Mesothelioma	-	-	-	-	-	-	-	-	-	-	-	-
C46	Kaposi Sarcoma	-	-	-	-	-	-	-	-	-	-	-	-
C47+C49	Conn. & Soft Tissue	6	100.0	-	-	-	-	-	-	-	-	6	100.0
C50	Breast	114	84.4	1	0.7	6	4.4	9	6.7	5	3.7	135	100.0
C51	Vulva	2	100.0	-	-	-	-	-	-	-	-	2	100.0
C52	Vagina	3	75.0	-	-	-	-	1	25.0	-	-	4	100.0
C53	Cervix Uteri	101	80.2	1	0.8	11	8.7	8	6.3	5	4.0	126	100.0
C54	Corpus Uteri	5	41.7	1	8.3	2	16.7	4	33.3	-	-	12	100.0
C55	Uterus Unspecified	1	100.0	-	-	-	-	-	-	-	-	1	100.0
C56	Ovary etc.	39	73.6	1	1.9	2	3.8	7	13.2	4	7.5	53	100.0
C57	Other Female Genital	-	-	-	-	-	-	-	-	-	-	-	-
C58	Placenta	-	-	-	-	-	-	-	-	-	-	-	-
C64	Kidney etc.	2	50.0	1	25.0	-	-	1	25.0	-	-	4	100.0
C65	Renal Pelvis	-	-	-	-	-	-	-	-	-	-	-	-
C66	Ureter	-	-	-	-	-	-	-	-	-	-	-	-
C67	Bladder	3	100.0	-	-	-	-	-	-	-	-	3	100.0
C68	Uns.Urinary Organs	1	100.0	-	-	-	-	-	-	-	-	1	100.0
C69	Eye	-	-	-	-	-	-	1	100.0	-	-	1	100.0
C70-72	Brain, Nervous System	9	81.8	-	-	-	-	1	9.1	1	9.1	11	100.0
C73	Thyroid	10	100.0	-	-	-	-	-	-	-	-	10	100.0
C74	Adrenal Gland	-	-	-	-	-	-	-	-	-	-	-	-
C77	Sec Lymph Nodes	13	81.3	-	-	-	-	3	18.8	-	-	16	100.0
C78	Sec Resp & Digestive	-	-	-	-	-	-	1	100.0	-	-	1	100.0
C79	Sec Others	-	-	-	-	-	-	-	-	-	-	-	-
C81	Hodgkins Disease	-	-	-	-	-	-	-	-	-	-	-	-
C82-85,C96	NHL	-	-	-	-	-	-	-	-	-	-	-	-
C90	Multiple Myeloma	6	85.7	-	-	-	-	1	14.3	-	-	7	100.0
C91	Lymphoid Leuk.	4	100.0	-	-	-	-	-	-	-	-	4	100.0
C92-94	Myeloid Leukaemia	6	60.0	-	-	-	-	-	-	4	40.0	10	100.0
C95	Leukaemia Uns	-	-	-	-	-	-	-	-	-	-	-	-
O&U	Other and Uns	23	51.1	-	-	2	4.4	-	-	20	44.4	45	100.0
	All Sites	665	75.7	26	3.0	49	5.6	78	8.9	60	6.8	878	100.0

TABLE: KUD-6(a): Number (#) and Proportion (%) of Cancers by Site (ICD-10) and Detailed Microscopic Diagnosis, 2005-2006 - Males : Kamrup Urban District

ICD-10	Site	Pri. Hist		Sec. Hist		Cytology		Blood Film		Bone Marrow		Others		Total	
		#	%	#	%	#	%	#	%	#	%	#	%	#	%
C00	Lip	5	55.6	-	-	2	22.2	-	-	-	-	2	22.2	9	100.0
C01-02	Tongue	69	79.3	-	-	5	5.7	-	-	-	-	13	14.9	87	100.0
C03-06	Mouth	58	82.9	-	-	1	1.4	-	-	-	-	11	15.7	70	100.0
C07-8	Salivary Gland	2	66.7	-	-	-	-	-	-	-	-	1	33.3	3	100.0
C09	Tonsil	48	81.4	-	-	1	1.7	-	-	-	-	10	16.9	59	100.0
C10	Oth. Oropharynx	41	80.4	-	-	1	2.0	-	-	-	-	9	17.6	51	100.0
C11	Nasopharynx	9	81.8	-	-	2	18.2	-	-	-	-	-	-	11	100.0
C12-13	Hypopharynx	113	75.3	1	0.7	13	8.7	-	-	-	-	23	15.3	150	100.0
C14	Pharynx Unspecified	5	50.0	-	-	-	-	-	-	-	-	5	50.0	10	100.0
C15	Oesophagus	208	76.2	1	0.4	3	1.1	-	-	-	-	61	22.3	273	100.0
C16	Stomach	38	59.4	-	-	1	1.6	-	-	-	-	25	39.1	64	100.0
C17	Small Intestine	1	100.0	-	-	-	-	-	-	-	-	-	-	1	100.0
C18	Colon	13	59.1	-	-	2	9.1	-	-	-	-	7	31.8	22	100.0
C19-20	Rectum	14	77.8	-	-	1	5.6	-	-	-	-	3	16.7	18	100.0
C21	Anus & Anal Canal	2	100.0	-	-	-	-	-	-	-	-	-	-	2	100.0
C22	Liver	2	9.5	-	-	3	14.3	-	-	-	-	16	76.2	21	100.0
C23-24	Gallbladder etc.	17	37.0	-	-	7	15.2	-	-	-	-	22	47.8	46	100.0
C25	Pancreas	3	42.9	-	-	1	14.3	-	-	-	-	3	42.9	7	100.0
C30-31	Nose, Sinuses etc.	2	100.0	-	-	-	-	-	-	-	-	-	-	2	100.0
C32	Larynx	51	69.9	-	-	1	1.4	-	-	-	-	21	28.8	73	100.0
C33-34	Lung etc.	18	18.0	2	2.0	45	45.0	-	-	-	-	35	35.0	100	100.0
C37-38	Other Thoracic Organs	2	100.0	-	-	-	-	-	-	-	-	-	-	2	100.0
C40-41	Bone	6	66.7	-	-	1	11.1	-	-	1	11.1	1	11.1	9	100.0
C43	Melanoma of Skin	-	-	-	-	-	-	-	-	-	-	-	-	-	-
C44	Other Skin	13	100.0	-	-	-	-	-	-	-	-	-	-	13	100.0
C45	Mesothelioma	-	-	-	-	-	-	-	-	-	-	-	-	-	-
C46	Kaposi Sarcoma	-	-	-	-	-	-	-	-	-	-	-	-	-	-
C47+C49	Conn. & Soft Tissue	3	60.0	-	-	1	20.0	-	-	-	-	1	20.0	5	100.0
C50	Breast	3	75.0	-	-	-	-	-	-	-	-	1	25.0	4	100.0
C60	Penis	10	90.9	-	-	1	9.1	-	-	-	-	-	-	11	100.0
C61	Prostate	14	33.3	-	-	22	52.4	-	-	-	-	6	14.3	42	100.0
C62	Testis	5	55.6	-	-	2	22.2	-	-	-	-	2	22.2	9	100.0
C63	Other Male Genital	-	-	-	-	-	-	-	-	-	-	-	-	-	-
C64	Kidney etc.	5	50.0	-	-	1	10.0	-	-	-	-	4	40.0	10	100.0
C65	Renal Pelvis	-	-	-	-	-	-	-	-	-	-	-	-	-	-
C66	Ureter	-	-	-	-	-	-	-	-	-	-	-	-	-	-
C67	Bladder	15	83.3	-	-	1	5.6	-	-	-	-	2	11.1	18	100.0
C68	Uns. Urinary Organs	-	-	-	-	-	-	-	-	-	-	-	-	-	-
C69	Eye	3	100.0	-	-	-	-	-	-	-	-	-	-	3	100.0
C70-72	Brain, Nervous System	13	61.9	-	-	-	-	-	-	-	-	8	38.1	21	100.0
C73	Thyroid	3	30.0	-	-	2	20.0	-	-	-	-	5	50.0	10	100.0
C74	Adrenal Gland	-	-	-	-	-	-	-	-	-	-	-	-	-	-
C77	Sec Lymph Nodes	3	11.1	2	7.4	21	77.8	-	-	-	-	1	3.7	27	100.0
C78	Sec Resp & Digestive	-	-	-	-	-	-	-	-	-	-	1	100.0	1	100.0
C79	Sec Others	-	-	-	-	-	-	-	-	-	-	-	-	-	-
C81	Hodgkins Disease	-	-	-	-	-	-	-	-	-	-	-	-	-	-
C82-85,C96	NHL	1	50.0	-	-	1	50.0	-	-	-	-	-	-	2	100.0
C90	Multiple Myeloma	2	18.2	-	-	-	-	-	-	9	81.8	-	-	11	100.0
C91	Lymphoid Leuk.	1	20.0	-	-	-	-	-	-	4	80.0	-	-	5	100.0
C92-94	Myeloid Leukaemia	-	-	-	-	-	-	-	-	5	71.4	2	28.6	7	100.0
C95	Leukaemia Uns	-	-	-	-	-	-	-	-	1	50.0	1	50.0	2	100.0
O&U	Other and Uns	19	16.0	1	0.8	40	33.6	-	-	-	-	59	49.6	119	100.0
	All Sites	840	59.6	7	0.5	182	12.9	-	-	20	1.4	361	25.6	1,410	100.0

TABLE: KUD-6(b): Number (#) and Proportion (%) of Cancers by Site (ICD-10) and Detailed Microscopic Diagnosis, 2005-2006 - Females : Kamrup Urban District

ICD-10	Site	Pri. Hist		Sec. Hist		Cytology		Blood Film		Bone Marrow		Others		Total	
		#	%	#	%	#	%	#	%	#	%	#	%	#	%
C00	Lip	2	50.0	-	-	-	-	-	-	-	-	2	50.0	4	100.0
C01-02	Tongue	16	88.9	-	-	1	5.6	-	-	-	-	1	5.6	18	100.0
C03-06	Mouth	34	81.0	-	-	1	2.4	-	-	-	-	7	16.7	42	100.0
C07-8	Salivary Gland	2	100.0	-	-	-	-	-	-	-	-	-	-	2	100.0
C09	Tonsil	8	66.7	-	-	2	16.7	-	-	-	-	2	16.7	12	100.0
C10	Oth. Oropharynx	9	75.0	-	-	2	16.7	-	-	-	-	1	8.3	12	100.0
C11	Nasopharynx	2	66.7	-	-	-	-	-	-	-	-	1	33.3	3	100.0
C12-13	Hypopharynx	21	84.0	-	-	1	4.0	-	-	-	-	3	12.0	25	100.0
C14	Pharynx Unspecified	-	-	-	-	-	-	-	-	-	-	1	100.	1	100.0
C15	Oesophagus	81	79.4	-	-	3	2.9	-	-	-	-	18	17.6	102	100.0
C16	Stomach	9	50.0	-	-	1	5.6	-	-	-	-	8	44.4	18	100.0
C17	Small Intestine	3	100.0	-	-	-	-	-	-	-	-	-	-	3	100.0
C18	Colon	6	66.7	-	-	-	-	-	-	-	-	3	33.3	9	100.0
C19-20	Rectum	14	87.5	-	-	-	-	-	-	-	-	2	12.5	16	100.0
C21	Anus & Anal Canal	3	100.0	-	-	-	-	-	-	-	-	-	-	3	100.0
C22	Liver	-	-	-	-	3	30.0	-	-	-	-	7	70.0	10	100.0
C23-24	Gallbladder etc.	25	26.3	-	-	24	25.3	-	-	-	-	46	48.4	95	100.0
C25	Pancreas	3	60.0	-	-	-	-	-	-	-	-	2	40.0	5	100.0
C30-31	Nose, Sinuses etc	3	75.0	-	-	-	-	-	-	-	-	1	25.0	4	100.0
C32	Larynx	6	85.7	-	-	-	-	-	-	-	-	1	14.3	7	100.0
C33-34	Lung etc.	5	21.7	-	-	12	52.2	-	-	-	-	6	26.1	23	100.0
C37-38	Other Thoracic	1	100.0	-	-	-	-	-	-	-	-	-	-	1	100.0
C40-41	Bone	2	33.3	-	-	4	66.7	-	-	-	-	-	-	6	100.0
C43	Melanoma of Skin	-	-	-	-	-	-	-	-	-	-	-	-	-	-
C44	Other Skin	8	100.0	-	-	-	-	-	-	-	-	-	-	8	100.0
C45	Mesothelioma	-	-	-	-	-	-	-	-	-	-	-	-	-	-
C46	Kaposi Sarcoma	-	-	-	-	-	-	-	-	-	-	-	-	-	-
C47+C49	Conn. & Soft Tissue	4	80.0	-	-	1	20.0	-	-	-	-	-	-	5	100.0
C50	Breast	78	57.4	-	-	34	25.0	-	-	-	-	24	17.6	136	100.0
C51	Vulva	2	100.0	-	-	-	-	-	-	-	-	-	-	2	100.0
C52	Vagina	3	75.0	-	-	-	-	-	-	-	-	1	25.0	4	100.0
C53	Cervix Uteri	97	77.6	-	-	2	1.6	-	-	-	-	26	20.8	125	100.0
C54	Corpus Uteri	4	33.3	-	-	1	8.3	-	-	-	-	7	58.3	12	100.0
C55	Uterus Unspecified	1	100.0	-	-	-	-	-	-	-	-	-	-	1	100.0
C56	Ovary etc.	30	57.7	-	-	8	15.4	-	-	-	-	14	26.9	52	100.0
C57	Other Female Genital	-	-	-	-	-	-	-	-	-	-	-	-	-	-
C58	Placenta	-	-	-	-	-	-	-	-	-	-	-	-	-	-
C64	Kidney etc.	1	25.0	-	-	1	25.0	-	-	-	-	2	50.0	4	100.0
C65	Renal Pelvis	-	-	-	-	-	-	-	-	-	-	-	-	-	-
C66	Ureter	-	-	-	-	-	-	-	-	-	-	-	-	-	-
C67	Bladder	3	100.0	-	-	-	-	-	-	-	-	-	-	3	100.0
C68	Uns. Urinary Organs	1	100.0	-	-	-	-	-	-	-	-	-	-	1	100.0
C69	Eye	-	-	-	-	-	-	-	-	-	-	1	100.	1	100.0
C70-72	Brain, Nervous System	9	81.8	-	-	-	-	-	-	-	-	2	18.2	11	100.0
C73	Thyroid	3	30.0	-	-	7	70.0	-	-	-	-	-	-	10	100.0
C74	Adrenal Gland	-	-	-	-	-	-	-	-	-	-	-	-	-	-
C77	Sec Lymph Nodes	1	6.3	-	-	12	75.0	-	-	-	-	3	18.8	16	100.0
C78	Sec Resp & Digestive	-	-	-	-	-	-	-	-	-	-	1	100.0	1	100.0
C79	Sec Others	-	-	-	-	-	-	-	-	-	-	-	-	-	-
C81	Hodgkins Disease	-	-	-	-	-	-	-	-	-	-	-	-	-	-
C82-85,C96	NHL	-	-	-	-	-	-	-	-	-	-	-	-	-	-
C90	Multiple Myeloma	1	14.3	-	-	-	-	-	-	5	71.4	1	14.3	7	100.0
C91	Lymphoid Leuk.	-	-	-	-	-	-	-	-	4	100.0	-	-	4	100.0
C92-94	Myeloid Leukaemia	-	-	-	-	-	-	-	-	6	60.0	4	40.0	10	100.0
C95	Leukaemia Uns	-	-	-	-	-	-	-	-	-	-	-	-	-	-
O&U	Other and Uns	11	25.0	-	-	10	22.7	-	-	-	-	23	52.3	44	100.0
	All Sites	512	58.3	-	-	130	14.8	-	-	15	1.7	221	25.2	878	100.0

**TABLE KUD-7 (a): Number of Cancer Deaths by Five Year Age Group and Site (ICD-10):
2005-2006 – Males**

%= Relative Proportion of Cancers of All Sites.

Kamrup Urban District

ICD-10	Site	0-4	5-9	10-14	15-19	20-24	25-29	30-34	35-39	40-44	45-49	50-54	55-59	60-64	65-69	70-74	75+	Unkn	Total	%
C00	Lip	-	-	-	-	-	-	-	-	-	-	-	-	-	-	-	-	-	-	-
C01-02	Tongue	-	-	-	-	-	-	-	-	-	2	1	-	2	1	1	2	-	9	3.86
C03-06	Mouth	-	-	-	-	-	-	-	-	1	-	1	1	-	1	-	-	-	4	1.72
C07-8	Salivary Gland	-	-	-	-	-	-	-	1	-	-	-	-	-	-	-	-	-	1	0.43
C09	Tonsil	-	-	-	-	-	-	-	-	-	1	-	2	-	-	-	-	-	3	1.29
C10	Oth. Oropharynx	-	-	-	-	-	-	-	-	-	-	-	-	-	1	-	1	-	2	0.86
C11	Nasopharynx	-	-	-	-	-	-	-	-	-	-	-	-	-	-	-	-	-	-	-
C12-13	Hypopharynx	-	-	-	-	-	-	-	1	-	-	2	1	2	3	1	2	-	12	5.15
C14	Pharynx Unspecified	-	-	-	-	-	-	-	-	1	-	1	2	-	1	-	2	-	7	3.00
C15	Oesophagus	-	-	-	-	1	-	1	-	4	5	10	4	11	3	6	6	-	51	21.89
C16	Stomach	-	-	-	-	-	-	-	-	-	1	2	2	-	1	-	1	-	7	3.00
C17	Small Intestine	-	-	-	-	-	-	-	-	-	-	-	-	-	-	-	-	-	-	-
C18	Colon	-	-	-	-	-	-	-	-	-	-	4	-	-	-	-	1	-	5	2.15
C19-20	Rectum	-	-	-	-	-	-	-	-	-	-	-	-	-	-	-	-	-	-	-
C21	Anus & Anal Canal	-	-	-	-	-	-	-	-	-	-	-	-	-	-	-	-	-	-	-
C22	Liver	-	-	-	-	-	-	-	1	2	4	-	3	2	2	1	2	-	17	7.30
C23-24	Gallbladder etc.	-	-	-	-	-	-	-	-	1	2	1	3	1	-	3	-	-	11	4.72
C25	Pancreas	-	-	-	-	-	-	-	-	-	-	-	-	-	-	-	-	-	-	-
C30-31	Nose, Sinuses etc.	-	-	-	-	-	-	-	-	-	-	-	-	-	-	-	-	-	-	-
C32	Larynx	-	-	-	-	-	-	-	-	-	-	3	2	-	3	2	2	-	12	5.15
C33-34	Lung etc.	-	-	-	-	-	-	-	-	1	1	-	-	4	2	3	2	-	13	5.58
C37-38	Other Thoracic Organs	-	-	-	-	-	-	-	-	-	-	-	-	-	-	-	-	-	-	-
C40-41	Bone	-	-	-	-	-	-	-	-	-	-	-	-	-	1	-	-	-	1	0.43
C43	Melanoma of Skin	-	-	-	-	-	-	-	-	-	-	-	-	-	-	-	-	-	-	-
C44	Other Skin	-	-	-	-	-	-	-	-	-	-	-	-	-	-	-	-	-	-	-
C45	Mesothelioma	-	-	-	-	-	-	-	-	-	-	-	-	-	-	-	-	-	-	-
C46	Kaposi Sarcoma	-	-	-	-	-	-	-	-	-	-	-	-	-	-	-	-	-	-	-
C47+C49	Conn. & Soft Tissue	-	-	-	1	-	-	-	-	-	-	-	-	-	-	-	-	-	1	0.43
C50	Breast	-	-	-	-	-	-	-	1	-	-	1	-	-	-	-	-	-	2	0.86
C60	Penis	-	-	-	-	-	-	-	-	-	-	-	-	-	-	-	-	-	-	-
C61	Prostate	-	-	-	-	-	-	-	-	-	-	-	-	2	1	-	1	-	4	1.72
C62	Testis	-	-	-	-	-	-	-	-	-	1	-	-	-	-	-	-	-	1	0.43
C63	Other Male Genital	-	-	-	-	-	-	-	-	-	-	-	-	-	-	-	-	-	-	-
C64	Kidney etc.	-	-	-	-	-	-	-	-	-	-	1	-	-	1	-	-	-	2	0.86
C65	Renal Pelvis	-	-	-	-	-	-	-	-	-	-	-	-	-	-	-	-	-	-	-
C66	Ureter	-	-	-	-	-	-	-	-	-	-	-	-	-	-	-	-	-	-	-
C67	Bladder	-	-	-	-	-	-	-	-	-	1	-	-	-	-	-	-	-	1	0.43
C68	Uns. Urinary Organs	-	-	-	-	-	-	-	-	-	-	-	-	-	-	-	-	-	-	-
C69	Eye	-	-	-	-	-	-	-	-	-	-	-	-	-	-	-	-	-	-	-
C70-72	Brain, Nervous System	-	-	-	-	-	-	-	-	1	1	-	1	-	-	1	-	-	4	1.72
C73	Thyroid	-	-	-	-	-	-	-	-	-	-	-	1	-	-	-	-	-	1	0.43
C74	Adrenal Gland	-	-	-	-	-	-	-	-	-	-	-	-	-	-	-	-	-	-	-
C77	Sec Lymph Nodes	-	-	-	-	-	-	-	-	-	-	-	-	-	-	2	-	-	2	0.86
C78	Sec Resp & Digestive	-	-	-	-	-	-	-	-	-	-	-	-	-	-	-	-	-	-	-
C79	Sec Others	-	-	-	-	-	-	-	-	-	-	-	-	-	-	-	-	-	-	-
C81	Hodgkins Disease	-	-	-	-	-	-	-	-	-	-	-	-	-	-	-	-	-	-	-
C82-85,C96	NHL	-	-	-	-	-	-	-	-	-	-	-	-	-	-	-	-	-	-	-
C90	Multiple Myeloma	-	-	-	-	-	-	-	-	-	-	-	1	-	-	1	-	-	2	0.86
C91	Lymphoid Leuk.	-	-	-	-	-	-	-	-	-	-	-	-	-	-	-	-	-	-	-
C92-94	Myeloid Leukaemia	-	-	-	-	-	1	-	-	-	-	1	-	-	-	-	-	-	2	0.86
C95	Leukaemia Uns	-	-	-	-	-	-	-	-	-	-	-	-	-	-	-	-	-	-	-
O&U	Other and Uns	-	-	1	-	-	-	1	1	3	7	10	9	3	7	4	10	-	56	24.03
	All Sites	-	-	1	1	1	1	2	5	14	26	38	32	27	28	25	32	-	233	100.00

**TABLE KUD-7 (b): Number of Cancer Deaths by Five Year Age Group and Site (ICD-10):
2005-2006 – Females**

%= Relative Proportion of Cancers of All Sites.

Kamrup Urban District

ICD-10	Site	0-4	5-9	10-14	15-19	20-24	25-29	30-34	35-39	40-44	45-49	50-54	55-59	60-64	65-69	70-74	75+	Unkn	Total	%
C00	Lip	-	-	-	-	-	-	-	-	-	-	-	-	-	-	-	-	-	-	-
C01-02	Tongue	-	-	-	-	-	-	-	-	-	-	-	-	-	-	-	-	-	-	-
C03-06	Mouth	-	-	-	-	-	-	-	-	-	-	-	-	-	-	-	-	-	-	-
C07-8	Salivary Gland	-	-	-	-	-	-	-	-	-	-	-	-	-	-	-	-	-	-	-
C09	Tonsil	-	-	-	-	-	-	-	-	-	-	-	-	-	-	-	-	-	-	-
C10	Oth. Oropharynx	-	-	-	-	-	-	-	-	-	-	-	-	-	-	-	-	-	-	-
C11	Nasopharynx	-	-	-	-	-	-	-	-	-	-	-	-	-	-	-	-	-	-	-
C12-13	Hypopharynx	-	-	-	-	-	-	-	-	-	-	-	-	-	-	-	-	-	-	-
C14	Pharynx Unspecified	-	-	-	-	-	-	-	-	-	-	-	-	-	1	-	-	-	1	1.09
C15	Oesophagus	-	-	-	-	-	-	-	-	1	1	-	1	-	1	-	-	-	4	4.35
C16	Stomach	-	-	-	-	-	-	-	-	1	2	1	1	-	-	-	-	-	5	5.43
C17	Small Intestine	-	-	-	-	-	-	-	-	-	-	-	-	-	-	-	-	-	-	-
C18	Colon	-	-	-	-	-	-	-	-	-	1	1	-	-	-	-	-	-	2	2.17
C19-20	Rectum	-	-	-	-	-	-	1	-	-	-	-	-	-	-	-	-	-	1	1.09
C21	Anus & Anal Canal	-	-	-	-	-	-	-	-	-	-	-	-	-	-	-	-	-	-	-
C22	Liver	-	-	-	-	-	-	-	-	1	1	-	-	1	2	-	-	-	5	5.43
C23-24	Gallbladder etc.	-	-	-	-	1	1	2	2	3	3	2	2	1	1	-	-	-	18	19.57
C25	Pancreas	-	-	-	-	-	-	-	-	-	-	-	-	-	1	-	-	-	1	1.09
C30-31	Nose, Sinuses etc.	-	-	-	-	-	-	-	-	-	-	-	-	-	-	-	-	-	-	-
C32	Larynx	-	-	-	-	-	-	-	-	-	-	-	-	-	-	-	-	-	-	-
C33-34	Lung etc.	-	-	-	-	-	-	-	2	-	-	1	-	-	1	1	-	-	5	5.43
C37-38	Other Thoracic Organs	-	-	-	-	-	-	-	-	-	-	-	-	-	-	-	-	-	-	-
C40-41	Bone	-	-	-	-	-	-	-	-	-	-	-	-	-	-	-	-	-	-	-
C43	Melanoma of Skin	-	-	-	-	-	-	-	-	-	-	-	-	-	-	-	-	-	-	-
C44	Other Skin	-	-	-	-	-	-	-	-	-	-	-	-	-	-	-	-	-	-	-
C45	Mesothelioma	-	-	-	-	-	-	-	-	-	-	-	-	-	-	-	-	-	-	-
C46	Kaposi Sarcoma	-	-	-	-	-	-	-	-	-	-	-	-	-	-	-	-	-	-	-
C47+C49	Conn. & Soft Tissue	-	-	-	-	-	-	-	-	-	-	-	-	-	-	-	-	-	-	-
C50	Breast	-	-	-	-	-	-	1	-	1	1	1	4	-	-	-	1	-	9	9.78
C51	Vulva	-	-	-	-	-	-	-	-	-	-	-	-	-	-	-	-	-	-	-
C52	Vagina	-	-	-	-	-	-	-	-	-	-	-	-	-	-	-	-	-	-	-
C53	Cervix Uteri	-	-	-	-	-	-	-	-	-	2	-	2	-	2	-	-	-	6	6.52
C54	Corpus Uteri	-	-	-	-	-	-	-	-	-	-	-	-	-	-	-	-	-	-	-
C55	Uterus Unspecified	-	-	-	-	-	-	-	-	-	-	-	-	-	-	-	-	-	-	-
C56	Ovary etc.	-	-	-	-	1	-	-	-	-	-	-	-	2	1	-	-	-	4	4.35
C57	Other Female Genital	-	-	-	-	-	-	-	-	-	-	-	-	-	-	-	-	-	-	-
C58	Placenta	-	-	-	-	-	-	-	-	-	-	-	-	-	-	-	-	-	-	-
C64	Kidney etc.	-	-	-	-	-	-	-	-	-	-	-	-	-	-	-	-	-	-	-
C65	Renal Pelvis	-	-	-	-	-	-	-	-	-	-	-	-	-	-	-	-	-	-	-
C66	Ureter	-	-	-	-	-	-	-	-	-	-	-	-	-	-	-	-	-	-	-
C67	Bladder	-	-	-	-	-	-	-	-	-	-	-	-	-	-	-	-	-	-	-
C68	Uns.Urinary Organs	-	-	-	-	-	-	-	-	-	-	-	-	-	-	-	-	-	-	-
C69	Eye	-	-	-	-	-	-	-	-	-	-	-	-	-	-	-	-	-	-	-
C70-72	Brain, Nervous System	-	-	-	-	-	-	-	-	-	1	-	1	-	-	-	-	-	2	2.17
C73	Thyroid	-	-	-	-	-	-	-	-	-	-	-	-	-	-	-	-	-	-	-
C74	Adrenal Gland	-	-	-	-	-	-	-	-	-	-	-	-	-	-	-	-	-	-	-
C77	Sec Lymph Nodes	-	-	-	-	-	-	-	-	-	-	1	-	-	-	-	-	-	1	1.09
C78	Sec Resp & Digestive	-	-	-	-	-	-	-	-	-	-	-	-	-	-	-	-	-	-	-
C79	Sec Others	-	-	-	-	-	-	-	-	-	-	-	-	-	-	-	-	-	-	-
C81	Hodgkins Disease	-	-	-	-	-	-	-	-	-	-	-	-	-	-	-	-	-	-	-
C82-85,C96	NHL	-	-	-	-	-	-	-	-	-	-	-	-	-	-	-	-	-	-	-
C90	Multiple Myeloma	-	-	-	-	-	-	-	-	-	-	-	-	-	-	-	-	-	-	-
C91	Lymphoid Leuk.	-	-	-	-	-	-	-	-	-	-	-	-	-	-	-	-	-	-	-
C92-94	Myeloid Leukaemia	-	-	-	-	1	-	-	-	-	-	1	1	-	1	-	-	-	4	4.35
C95	Leukaemia Uns	-	-	-	-	-	-	-	-	-	-	-	-	-	-	-	-	-	-	-
O&U	Other and Uns	1	-	-	-	-	-	-	3	3	5	1	4	1	2	1	3	-	24	26.09
	All Sites	1	-	-	-	-	3	3	5	8	12	13	15	11	5	11	5	-	92	100.00

TABLE: KUD-8(a):
Average Annual Age Specific, Crude (CR), Age Adjusted (AAR) (with Standard Error(SE)) and
Truncated (35-64 Yrs) (TR) Mortality Rate per 100,000 population: 2005-2006 - Males
Kamrup Urban District

ICD-10	0-4	5-9	10-14	15-19	20-24	25-29	30-34	35-39	40-44	45-49	50-54	55-59	60-64	65-69	70-74	>75	CR	AAR	SE	TR
C00	-	-	-	-	-	-	-	-	-	-	-	-	-	-	-	-	-	-	-	-
C01-02	-	-	-	-	-	-	-	-	-	3.0	1.9	-	7.8	5.9	9.1	18.9	0.8	1.3	0.46	1.9
C03-06	-	-	-	-	-	-	-	-	1.2	-	1.9	2.8	-	5.9	-	-	0.4	0.5	0.24	0.9
C07-8	-	-	-	-	-	-	-	0.9	-	-	-	-	-	-	-	-	0.1	0.1	0.05	0.2
C09	-	-	-	-	-	-	-	-	1.5	-	5.7	-	-	-	-	-	0.3	0.3	0.18	1.0
C10	-	-	-	-	-	-	-	-	-	-	-	-	-	5.9	-	9.4	0.2	0.4	0.26	-
C11	-	-	-	-	-	-	-	-	-	-	-	-	-	-	-	-	-	-	-	-
C12-13	-	-	-	-	-	-	-	0.9	-	-	3.9	2.8	7.8	17.8	9.1	18.9	1.1	1.8	0.53	2.2
C14	-	-	-	-	-	-	-	-	1.2	-	1.9	5.7	-	5.9	-	18.9	0.6	1.0	0.38	1.3
C15	-	-	-	-	0.9	-	0.9	-	4.8	7.4	19.3	11.3	43.0	17.8	54.4	56.6	4.5	6.8	0.99	12.5
C16	-	-	-	-	-	-	-	-	-	1.5	3.9	5.7	-	5.9	-	9.4	0.6	0.9	0.35	1.6
C17	-	-	-	-	-	-	-	-	-	-	-	-	-	-	-	-	-	-	-	-
C18	-	-	-	-	-	-	-	-	-	-	7.7	-	-	-	-	9.4	0.4	0.6	0.27	1.2
C19-20	-	-	-	-	-	-	-	-	-	-	-	-	-	-	-	-	-	-	-	-
C21	-	-	-	-	-	-	-	-	-	-	-	-	-	-	-	-	-	-	-	-
C22	-	-	-	-	-	-	-	0.9	2.4	5.9	-	8.5	7.8	11.8	9.1	18.9	1.5	2.1	0.55	3.9
C23-24	-	-	-	-	-	-	-	-	1.2	3.0	1.9	8.5	3.9	-	27.2	-	1.0	1.4	0.44	2.7
C25	-	-	-	-	-	-	-	-	-	-	-	-	-	-	-	-	-	-	-	-
C30-31	-	-	-	-	-	-	-	-	-	-	-	-	-	-	-	-	-	-	-	-
C32	-	-	-	-	-	-	-	-	-	-	5.8	5.7	-	17.8	18.1	18.9	1.1	1.8	0.53	1.7
C33-34	-	-	-	-	-	-	-	-	1.2	1.5	-	-	15.6	11.8	27.2	18.9	1.1	2.1	0.59	2.5
C37-38	-	-	-	-	-	-	-	-	-	-	-	-	-	-	-	-	-	-	-	-
C40-41	-	-	-	-	-	-	-	-	-	-	-	-	-	5.9	-	-	0.1	0.2	0.18	-
C43	-	-	-	-	-	-	-	-	-	-	-	-	-	-	-	-	-	-	-	-
C44	-	-	-	-	-	-	-	-	-	-	-	-	-	-	-	-	-	-	-	-
C45	-	-	-	-	-	-	-	-	-	-	-	-	-	-	-	-	-	-	-	-
C46	-	-	-	-	-	-	-	-	-	-	-	-	-	-	-	-	-	-	-	-
C47+C49	-	-	-	1.0	-	-	-	-	-	-	-	-	-	-	-	-	0.1	0.1	0.09	-
C50	-	-	-	-	-	-	-	0.9	-	-	1.9	-	-	-	-	-	0.2	0.2	0.11	0.5
C60	-	-	-	-	-	-	-	-	-	-	-	-	-	-	-	-	-	-	-	-
C61	-	-	-	-	-	-	-	-	-	-	-	-	7.8	5.9	-	9.4	0.4	0.7	0.34	1.0
C62	-	-	-	-	-	-	-	-	-	1.5	-	-	-	-	-	-	0.1	0.1	0.09	0.3
C63	-	-	-	-	-	-	-	-	-	-	-	-	-	-	-	-	-	-	-	-
C64	-	-	-	-	-	-	-	-	-	-	1.9	-	-	5.9	-	-	0.2	0.3	0.20	0.3
C65	-	-	-	-	-	-	-	-	-	-	-	-	-	-	-	-	-	-	-	-
C66	-	-	-	-	-	-	-	-	-	-	-	-	-	-	-	-	-	-	-	-
C67	-	-	-	-	-	-	-	-	-	1.5	-	-	-	-	-	-	0.1	0.1	0.09	0.3
C68	-	-	-	-	-	-	-	-	-	-	-	-	-	-	-	-	-	-	-	-
C69	-	-	-	-	-	-	-	-	-	-	-	-	-	-	-	-	-	-	-	-
C70-72	-	-	-	-	-	-	-	-	1.2	1.5	-	2.8	-	-	9.1	-	0.4	0.5	0.24	0.9
C73	-	-	-	-	-	-	-	-	-	-	-	2.8	-	-	-	-	0.1	0.1	0.11	0.4
C74	-	-	-	-	-	-	-	-	-	-	-	-	-	-	-	-	-	-	-	-
C77	-	-	-	-	-	-	-	-	-	-	-	-	-	-	18.1	-	0.2	0.4	0.26	-
C78	-	-	-	-	-	-	-	-	-	-	-	-	-	-	-	-	-	-	-	-
C79	-	-	-	-	-	-	-	-	-	-	-	-	-	-	-	-	-	-	-	-
C81	-	-	-	-	-	-	-	-	-	-	-	-	-	-	-	-	-	-	-	-
C82-85,C96	-	-	-	-	-	-	-	-	-	-	-	-	-	-	-	-	-	-	-	-
C90	-	-	-	-	-	-	-	-	-	-	-	2.8	-	-	9.1	-	0.2	0.3	0.21	0.4
C91	-	-	-	-	-	-	-	-	-	-	-	-	-	-	-	-	-	-	-	-
C92-94	-	-	-	-	-	0.9	-	-	-	-	1.9	-	-	-	-	-	0.2	0.2	0.12	0.3
C95	-	-	-	-	-	-	-	-	-	-	-	-	-	-	-	-	-	-	-	-
O&U	-	-	0.9	-	-	-	0.9	0.9	3.6	10.4	19.3	25.5	11.7	41.4	36.3	94.4	4.9	7.3	1.04	10.8
All	-	-	0.9	1.0	0.9	0.9	1.8	4.5	16.9	38.5	73.3	90.8	105.5	165.7	226.6	301.9	20.4	31.1	2.14	48.7

TABLE: KUD-8(b):
Average Annual Age Specific, Crude (CR), Age Adjusted (AAR) (with Standard Error(SE)) and
Truncated (35-64 Yrs) (TR) Mortality Rate per 100,000 population: 2005-2006 - Females
Kamrup Urban District

ICD-10	0-4	5-9	10-14	15-19	20-24	25-29	30-34	35-39	40-44	45-49	50-54	55-59	60-64	65-69	70-74	>75	CR	AAR	SE	TR
C00	-	-	-	-	-	-	-	-	-	-	-	-	-	-	-	-	-	-	-	-
C01-02	-	-	-	-	-	-	-	-	-	-	-	-	-	-	-	-	-	-	-	-
C03-06	-	-	-	-	-	-	-	-	-	-	-	-	-	-	-	-	-	-	-	-
C07-8	-	-	-	-	-	-	-	-	-	-	-	-	-	-	-	-	-	-	-	-
C09	-	-	-	-	-	-	-	-	-	-	-	-	-	-	-	-	-	-	-	-
C10	-	-	-	-	-	-	-	-	-	-	-	-	-	-	-	-	-	-	-	-
C11	-	-	-	-	-	-	-	-	-	-	-	-	-	-	-	-	-	-	-	-
C12-13	-	-	-	-	-	-	-	-	-	-	-	-	-	-	-	-	-	-	-	-
C14	-	-	-	-	-	-	-	-	-	-	-	-	-	-	11.5	-	0.1	0.2	0.23	-
C15	-	-	-	-	-	-	-	-	2.0	2.9	-	5.2	-	11.5	-	0.4	0.7	0.36	1.5	
C16	-	-	-	-	-	-	-	-	2.0	5.8	4.3	5.2	-	-	-	-	0.5	0.8	0.36	2.5
C17	-	-	-	-	-	-	-	-	-	-	-	-	-	-	-	-	-	-	-	-
C18	-	-	-	-	-	-	-	-	-	-	2.9	4.3	-	-	-	-	0.2	0.3	0.23	1.0
C19-20	-	-	-	-	-	-	1.0	-	-	-	-	-	-	-	-	-	0.1	0.1	0.06	-
C21	-	-	-	-	-	-	-	-	-	-	-	-	-	-	-	-	-	-	-	-
C22	-	-	-	-	-	-	-	-	2.0	2.9	-	-	6.8	23.1	-	-	0.5	0.9	0.43	0.8
C23-24	-	-	-	-	-	0.9	1.0	2.2	3.4	5.9	8.6	8.7	10.3	6.8	11.5	-	1.8	2.4	0.62	6.1
C25	-	-	-	-	-	-	-	-	-	-	-	-	-	11.5	-	-	0.1	0.2	0.23	-
C30-31	-	-	-	-	-	-	-	-	-	-	-	-	-	-	-	-	-	-	-	-
C32	-	-	-	-	-	-	-	-	-	-	-	-	-	-	-	-	-	-	-	-
C33-34	-	-	-	-	-	-	-	-	3.4	-	-	4.3	-	-	11.5	10.6	0.5	0.8	0.39	1.2
C37-38	-	-	-	-	-	-	-	-	-	-	-	-	-	-	-	-	-	-	-	-
C40-41	-	-	-	-	-	-	-	-	-	-	-	-	-	-	-	-	-	-	-	-
C43	-	-	-	-	-	-	-	-	-	-	-	-	-	-	-	-	-	-	-	-
C44	-	-	-	-	-	-	-	-	-	-	-	-	-	-	-	-	-	-	-	-
C45	-	-	-	-	-	-	-	-	-	-	-	-	-	-	-	-	-	-	-	-
C46	-	-	-	-	-	-	-	-	-	-	-	-	-	-	-	-	-	-	-	-
C47+C49	-	-	-	-	-	-	-	-	-	-	-	-	-	-	-	-	-	-	-	-
C50	-	-	-	-	-	-	1.0	-	1.7	2.0	2.9	17.3	-	-	-	10.6	0.9	1.3	0.46	3.4
C51	-	-	-	-	-	-	-	-	-	-	-	-	-	-	-	-	-	-	-	-
C52	-	-	-	-	-	-	-	-	-	-	-	-	-	-	-	-	-	-	-	-
C53	-	-	-	-	-	-	-	-	-	-	5.8	-	10.3	-	23.1	-	0.6	1.2	0.48	2.3
C54	-	-	-	-	-	-	-	-	-	-	-	-	-	-	-	-	-	-	-	-
C55	-	-	-	-	-	-	-	-	-	-	-	-	-	-	-	-	-	-	-	-
C56	-	-	-	-	-	0.9	-	-	-	-	-	-	10.3	6.8	-	-	0.4	0.7	0.36	1.3
C57	-	-	-	-	-	-	-	-	-	-	-	-	-	-	-	-	-	-	-	-
C58	-	-	-	-	-	-	-	-	-	-	-	-	-	-	-	-	-	-	-	-
C64	-	-	-	-	-	-	-	-	-	-	-	-	-	-	-	-	-	-	-	-
C65	-	-	-	-	-	-	-	-	-	-	-	-	-	-	-	-	-	-	-	-
C66	-	-	-	-	-	-	-	-	-	-	-	-	-	-	-	-	-	-	-	-
C67	-	-	-	-	-	-	-	-	-	-	-	-	-	-	-	-	-	-	-	-
C68	-	-	-	-	-	-	-	-	-	-	-	-	-	-	-	-	-	-	-	-
C69	-	-	-	-	-	-	-	-	-	-	-	-	-	-	-	-	-	-	-	-
C70-72	-	-	-	-	-	-	-	-	-	-	2.9	-	5.2	-	-	-	0.2	0.4	0.25	1.1
C73	-	-	-	-	-	-	-	-	-	-	-	-	-	-	-	-	-	-	-	-
C74	-	-	-	-	-	-	-	-	-	-	-	-	-	-	-	-	-	-	-	-
C77	-	-	-	-	-	-	-	-	-	-	-	4.3	-	-	-	-	0.1	0.2	0.17	0.6
C78	-	-	-	-	-	-	-	-	-	-	-	-	-	-	-	-	-	-	-	-
C79	-	-	-	-	-	-	-	-	-	-	-	-	-	-	-	-	-	-	-	-
C81	-	-	-	-	-	-	-	-	-	-	-	-	-	-	-	-	-	-	-	-
C82-85,C96	-	-	-	-	-	-	-	-	-	-	-	-	-	-	-	-	-	-	-	-
C90	-	-	-	-	-	-	-	-	-	-	-	-	-	-	-	-	-	-	-	-
C91	-	-	-	-	-	-	-	-	-	-	-	-	-	-	-	-	-	-	-	-
C92-94	-	-	-	-	-	0.9	-	-	-	-	-	4.3	5.2	-	11.5	-	0.4	0.7	0.36	1.2
C95	-	-	-	-	-	-	-	-	-	-	-	-	-	-	-	-	-	-	-	-
O&U	1.4	-	-	-	-	-	-	3.2	5.1	9.8	2.9	17.3	5.2	13.7	11.5	31.7	2.4	3.6	0.77	6.9
All	1.4	-	-	-	-	2.6	3.1	5.4	13.5	23.6	37.4	64.9	56.7	34.2	126.8	52.9	9.3	14.5	1.59	29.9

**TABLE: KUD-9(a): Cumulative Rate (Cu.Rate%) & Cumulative Risk (Cu.Risk) of Individual Sites (ICD-10) Based Age Specific Rates (from 0-64 Years and from 0-74 Years) : 2005-2006 - Males
Kamrup Urban District**

ICD-10	Site	0 - 64 Years		0 - 74 Years	
		Cu. Rate %	Cu. Risk	Cu. Rate%	Cu. Risk
C00	Lip	0.06	0.06	0.20	0.20
C01-02	Tongue	0.56	0.56	1.61	1.60
C03-06	Mouth	0.49	0.49	1.10	1.09
C07-8	SalivaryGland	0.02	0.02	0.02	0.02
C09	Tonsil	0.49	0.49	0.79	0.79
C10	Oth. Oropharynx	0.48	0.48	0.80	0.79
C11	Nasopharynx	0.05	0.05	0.14	0.14
C12-13	Hypopharynx	1.12	1.12	2.77	2.73
C14	Pharynx Unspecified	0.06	0.06	0.16	0.16
C15	Oesophagus	2.35	2.33	4.30	4.21
C16	Stomach	0.62	0.62	1.05	1.05
C17	Small Intestine	0.01	0.01	0.01	0.01
C18	Colon	0.16	0.16	0.34	0.34
C19-20	Rectum	0.15	0.15	0.21	0.21
C21	Anus & Anal Canal	0.01	0.01	0.05	0.05
C22	Liver	0.22	0.22	0.37	0.37
C23-24	Gallbladder etc.	0.34	0.34	0.58	0.57
C25	Pancreas	0.08	0.08	0.08	0.08
C30-31	Nose,Sinuses etc.	0.01	0.01	0.04	0.04
C32	Larynx	0.49	0.49	1.28	1.27
C33-34	Lung etc.	0.62	0.61	1.78	1.77
C37-38	Other Thoracic Organs	0.01	0.01	0.01	0.01
C40-41	Bone	0.09	0.09	0.09	0.09
C43	Melanoma of Skin	-	-	-	-
C44	Other Skin	0.10	0.10	0.30	0.30
C45	Mesothelioma	-	-	-	-
C46	Kaposi Sarcoma	-	-	-	-
C47+C49	Conn. & Soft Tissue	0.02	0.02	0.02	0.02
C50	Breast	0.03	0.03	0.03	0.03
C60	Penis	0.10	0.10	0.16	0.16
C61	Prostate	0.20	0.20	0.80	0.80
C62	Testis	0.05	0.05	0.05	0.05
C63	Other Male Genital	-	-	-	-
C64	Kidneyetc.	0.08	0.08	0.15	0.15
C65	Renal Pelvis	-	-	-	-
C66	Ureter	-	-	-	-
C67	Bladder	0.12	0.12	0.35	0.35
C68	Uns.UrinaryOrgans	-	-	-	-
C69	Eye	0.04	0.04	0.04	0.04
C70-72	Brain,Nervous System	0.13	0.13	0.21	0.21
C73	Thyroid	0.10	0.10	0.10	0.10
C74	Adrenal Gland	-	-	-	-
C77	Sec Lymph Nodes	0.06	0.06	0.13	0.13
C78	Sec Resp& Digestive	0.00	0.00	0.00	0.00
C79	Sec Others	-	-	-	-
C81	Hodgkins Disease	0.05	0.05	0.05	0.05
C82-85,C96	NHL	0.09	0.09	0.21	0.21
C90	Multiple Myeloma	0.07	0.07	0.18	0.18
C91	Lymphoid Leuk.	0.03	0.03	0.03	0.03
C92-94	Myeloid Leukaemia	0.05	0.05	0.05	0.05
C95	Leukaemia Uns	0.01	0.01	0.05	0.05
O&U	Other and Uns	0.70	0.69	1.85	1.83
	All Sites	10.52	9.98	22.55	20.18

**TABLE: KUD-9(b): Cumulative Rate (Cu.Rate%) & Cumulative Risk (Cu.Risk) of Individual Sites (ICD-10) Based Age Specific Rates (from 0-64 Years and from 0-74 Years) : 2005-2006 - Females
Kamrup Urban District**

ICD-10	Site	0 - 64 Years		0 - 74 Years	
		Cu. Rate %	Cu. Risk	Cu. Rate%	Cu. Risk
C00	Lip	0.05	0.05	0.05	0.05
C01-02	Tongue	0.15	0.15	0.38	0.38
C03-06	Mouth	0.43	0.42	0.77	0.77
C07-8	SalivaryGland	0.03	0.03	0.03	0.03
C09	Tonsil	0.09	0.09	0.27	0.27
C10	Oth. Oropharynx	0.16	0.16	0.23	0.23
C11	Nasopharynx	0.03	0.03	0.07	0.07
C12-13	Hypopharynx	0.25	0.25	0.57	0.57
C14	Pharynx Unspecified	-	-	0.06	0.06
C15	Oesophagus	1.00	1.00	1.93	1.91
C16	Stomach	0.20	0.20	0.32	0.32
C17	Small Intestine	0.02	0.02	0.07	0.07
C18	Colon	0.08	0.08	0.13	0.13
C19-20	Rectum	0.10	0.10	0.37	0.37
C21	Anus & Anal Canal	0.03	0.03	0.07	0.07
C22	Liver	0.06	0.06	0.22	0.22
C23-24	Gallbladder etc.	1.06	1.06	1.81	1.79
C25	Pancreas	0.06	0.06	0.12	0.12
C30-31	Nose, Sinuses etc.	0.02	0.02	0.02	0.02
C32	Larynx	0.06	0.06	0.16	0.16
C33-34	Lung etc.	0.31	0.31	0.52	0.51
C37-38	Other Thoracic Organs	-	-	0.03	0.03
C40-41	Bone	0.07	0.07	0.07	0.07
C43	Melanoma of Skin	-	-	-	-
C44	Other Skin	0.10	0.10	0.15	0.15
C45	Mesothelioma	-	-	-	-
C46	Kaposi Sarcoma	-	-	-	-
C47+C49	Conn. & Soft Tissue	0.07	0.07	0.07	0.07
C50	Breast	1.31	1.30	1.97	1.95
C51	Vulva	0.03	0.03	0.08	0.08
C52	Vagina	0.03	0.02	0.06	0.06
C53	Cervix Uteri	1.46	1.45	2.11	2.09
C54	Corpus Uteri	0.18	0.18	0.31	0.31
C55	Uterus Unspecified	0.03	0.03	0.03	0.03
C56	Ovary etc.	0.60	0.60	0.95	0.95
C57	Other Female Genital	-	-	-	-
C58	Placenta	-	-	-	-
C64	Kidneyetc.	0.03	0.03	0.09	0.09
C65	Renal Pelvis	-	-	-	-
C66	Ureter	-	-	-	-
C67	Bladder	0.02	0.02	0.11	0.11
C68	Uns.UrinaryOrgans	0.01	0.01	0.01	0.01
C69	Eye	0.01	0.01	0.01	0.01
C70-72	Brain,Nervous System	0.18	0.18	0.18	0.18
C73	Thyroid	0.11	0.11	0.11	0.11
C74	Adrenal Gland	-	-	-	-
C77	Sec Lymph Nodes	0.03	0.03	0.03	0.03
C78	Sec Resp& Digestive	0.03	0.03	0.03	0.03
C79	Sec Others	-	-	-	-
C81	Hodgkins Disease	0.02	0.02	0.02	0.02
C82-85,C96	NHL	0.08	0.08	0.17	0.17
C90	Multiple Myeloma	0.08	0.08	0.12	0.12
C91	Lymphoid Leuk.	0.04	0.04	0.07	0.07
C92-94	Myeloid Leukaemia	0.07	0.07	0.16	0.16
C95	Leukaemia Uns	-	-	-	-
O&U	Other and Uns	0.51	0.51	0.90	0.90
	All Sites	9.25	8.84	16.01	14.79

POPULATION BASED CANCER REGISTRY, SILCHAR TOWN

Silchar Medical College, Silchar

Dr. Sekhar Chakravarty

Principal Investigator, Vice Principal, Silchar Medical College, Silchar, Assam

Dr. Debashis Dutta

Co - Investigator, Associate Professor, Dept. of Pathology, Silchar Medical College, Silchar, Assam

The Population Based Cancer Registry covering Silchar town started functioning from 1st August, 2003. The registry is located in the Department of Pathology of Silchar Medical College at Silchar Town of Assam. The registry covered approximately one and a half lakh urban population of Silchar Municipal area. From January 2007 the area of the registry has been expanded to cover entire Cachar district. The district of Cachar comprises of 14,44,921 population (as per 2001 census), out of that male population is 7,43,042 and female is 7,01,879. The sex ratio (female : male) is 945 per 1000 (as per 2001 census).

Silchar town is the Head Quarters of Cachar District of Assam. For its strategic location, it is considered as the gateway to the States of Mizoram, Manipur and Tripura. There is one Govt. Medical College, one Cancer Hospital, many private Nursing Homes and Diagnostic centres. The town caters the entire population of Southern Assam comprising of Cachar, Karimganj and Hailakandi District. In addition, it renders health care to a sizeable population of adjacent states of Tripura. Silchar town is located at an altitude of 27 metres above sea level at a latitude 25.8 degree N and longitude 93.15 degree E. The climate is moderate and the average annual rainfall is 2400 mm. The town consists of 28 wards with an area of 20 sq. km. The overall literacy rate is 88.3%.

The registry is equipped with a personal computer and internet facility. Dr. S. Chakravarty, Vice Principal, Silchar Medical College, is the Principal Investigator and Dr. D. Dutta, Associate Professor, Department of Pathology, is the Co-investigator.

The mechanism of the functioning of the registry is shown in the form of a flow chart. Registration of cases is done by attending various sources mostly through direct interview of the patients or his/her attendant/relative.

List of main sources of registration of cancer cases:-

1. The Department of Pathology, Radiotherapy, Medicine, Surgery, ENT, O&G and Ophthalmology of Silchar Medical College.
2. Medical records department of Silchar Medical College.
3. Hospital Referral Board, Silchar Medical College.
4. Cachar Cancer Hospital – a philanthropic organization at Silchar town.
5. Nursing homes & other hospitals – Kay Cee Nursing Home, Mediland Nursing Home, Nightingale

Nursing Home, S.M. Dev Memorial Hospital, Red Cross Hospital etc.

6. Diagnostic centres – Central Laboratory, Silchar Polyclinic Laboratory, Medinova Diagnostic Centre, Aar Gee's Medicare etc.

Core proforma are completed by collection of information from the patients or his/her relatives or attendants, in the department of Pathology. The report of cancer cases are sent to the Registry room where the staff collect information through direct interview with the patients or relatives or attendants before handing over the report.

In the Radiotherapy Department, one staff of the registry attends the OPD clinic and collects the information through direct interview and from available records. In private hospitals, nursing homes and in other diagnostic centres, the information on diagnosed, clinically suspected and under treatment cancer patients are first collected by the staff of the respective centre. These are subsequently collected by the staff of the registry at periodical intervals.

The main advantage of the methodology employed in the department of Pathology and Radiotherapy of the Medical College is that the patient or his/her attendants can be directly interviewed and completion of the core proforma can be successfully performed.

The main disadvantage of the method employed in case of the private hospitals and diagnostic centres is that direct interviewing is not possible in most of the cases and the records available are not adequate enough to fill up the core-proforma. To overcome this problem efforts are made to obtain information as much as possible from the treating doctor or diagnostician in addition to available records.

In addition, a concise proforma has been developed by the PBCR. This concise proforma takes less time to fill-up and are provided to the leading clinicians with the request to use these as the requisition slip for biopsy and FNAC. The different laboratories received these filled in proforma along with the specimen. The staff members of the PBCR collect these proforma during their visit to the diagnostic centres. In some cases, for collection of data, home visits are made after obtaining address of the patients and making prior appointment.

During registration, core-proforma is filled in by the registry staff and coding is done according ICD-O-3 and ICD-10. The data is entered into the computer. These data are sent to RMRC, Dibrugarh and the Coordinating Unit in Bangalore where duplicate/consistency checks are done by using appropriate software.

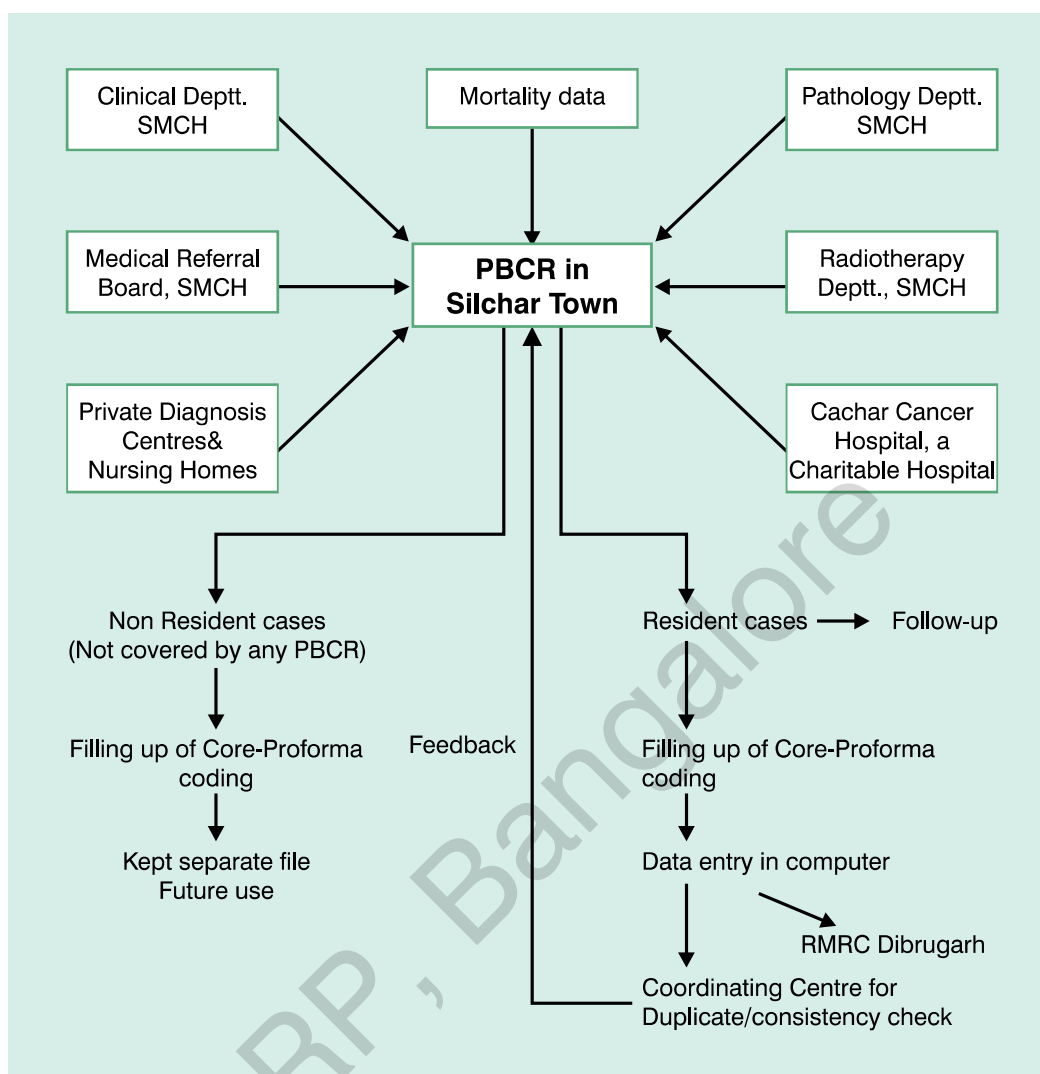
Working of Registry

It has been found that about 15% cancer patients of the registry area visit Cancer Hospitals at Guwahati and outside the State. A short list of these institutions has been made and the authorities of these institutions have been requested to provide us the data of the cases belonging to our registry.

From the year 2004, we have been receiving data on cancer cases of our registry from the following institutions:-

1. Dr. B. Borooah Cancer Hospital, Guwahati.
2. Cancer Centre and Welfare Home, Thakurpukur, Kolkata.

Flow Chart A : Working of Registry



3. Tata Memorial Hospital, Mumbai.
4. Cancer Institute (WIA), Chennai.

Working of the Death-Registration System

At present, there are three registration units in the registry area –

1. Silchar Municipal Board.
2. Silchar Medical College Hospital.
3. Silchar Civil Hospital.

Silchar Medical College and Civil Hospital maintain death registers and send monthly death reports to the District Registrar of Births and Deaths. Information on Institutional deaths (other than Medical College and Civil Hospital) and non-Institutional deaths are recorded in the registration unit of Silchar Municipal Board. The statistical part of death information is then sent to the Registrar, Births and Deaths, of the Cachar district. The certification of cause of death is done by the attending medical practitioner. It is countersigned

by a Govt. Doctor. The registry staff members visit the office of the Registrar of Births and Deaths, search the relevant information from the report and collect mortality data as per Proforma.

Earlier studies like 'Cancer Atlas Programme' have shown high incidence of cancer in the North-Eastern States of India. After establishment of the full fledged Population Based Cancer Registry at Silchar Town, we have just started to learn about the magnitude of the cancer problem in this remote part of the country, in a scientific manner. The information from the registry will have tremendous impact on formulating strategies for prevention, early diagnosis and establishment of necessary treatment facilities. The PBCR is also hoped to be the launching pad for advanced cancer research in this region.

ACKNOWLEDGMENTS:

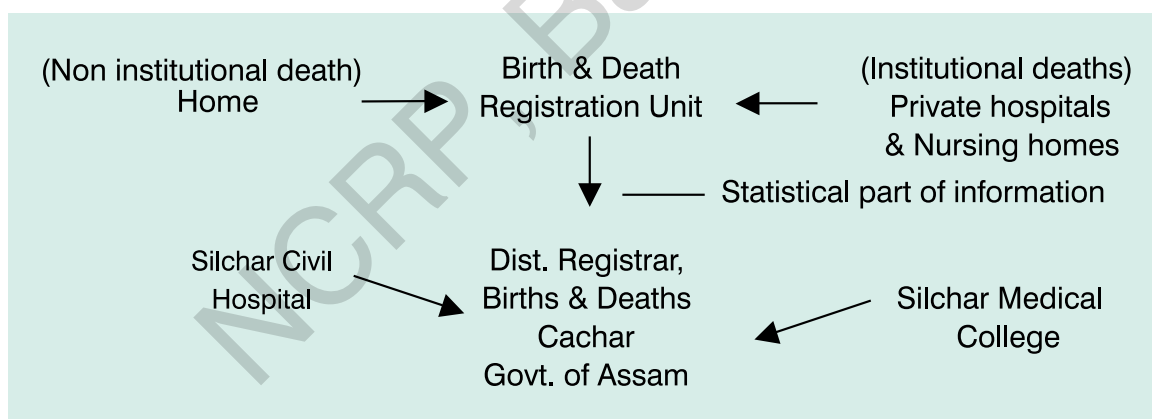
The staff of the PBCR at Silchar town are thankful to:- Dr. S.S. Dhar, Principal cum Chief Superintendent, Silchar Medical College, Silchar, Assam. Dr. R. Nath, SRF, Project of "Cancer in N.E. India: Understanding the role of Tobacco".

Mrs. Debrani Chandrani Choudhury, MSW, Project of "Cancer in N.E. India: Understanding the role of Tobacco". and

All the Clinicians of Silchar Medical College as well as of the Private sector, for their constant support, and guidance.

System of Registration and Certification of Cause of Death

Functioning of the Death Registration system is shown in the form of a flow chart below:



Registry Staff (PBCR), Silchar

Dr. Raja Prasanta Banik	:	SRF
Mrs. Madhuchhanda Goswami	:	Statistician
Mr. Biswajyoti Choudhury	:	Social Investigator
Miss. Rini Bhattacharjya	:	Social Investigator
Miss. Sraboni Mitra	:	Social Investigator

Figure SIT - 1
Population Pyramid showing Age Distribution: 2005-2006
Silchar Town

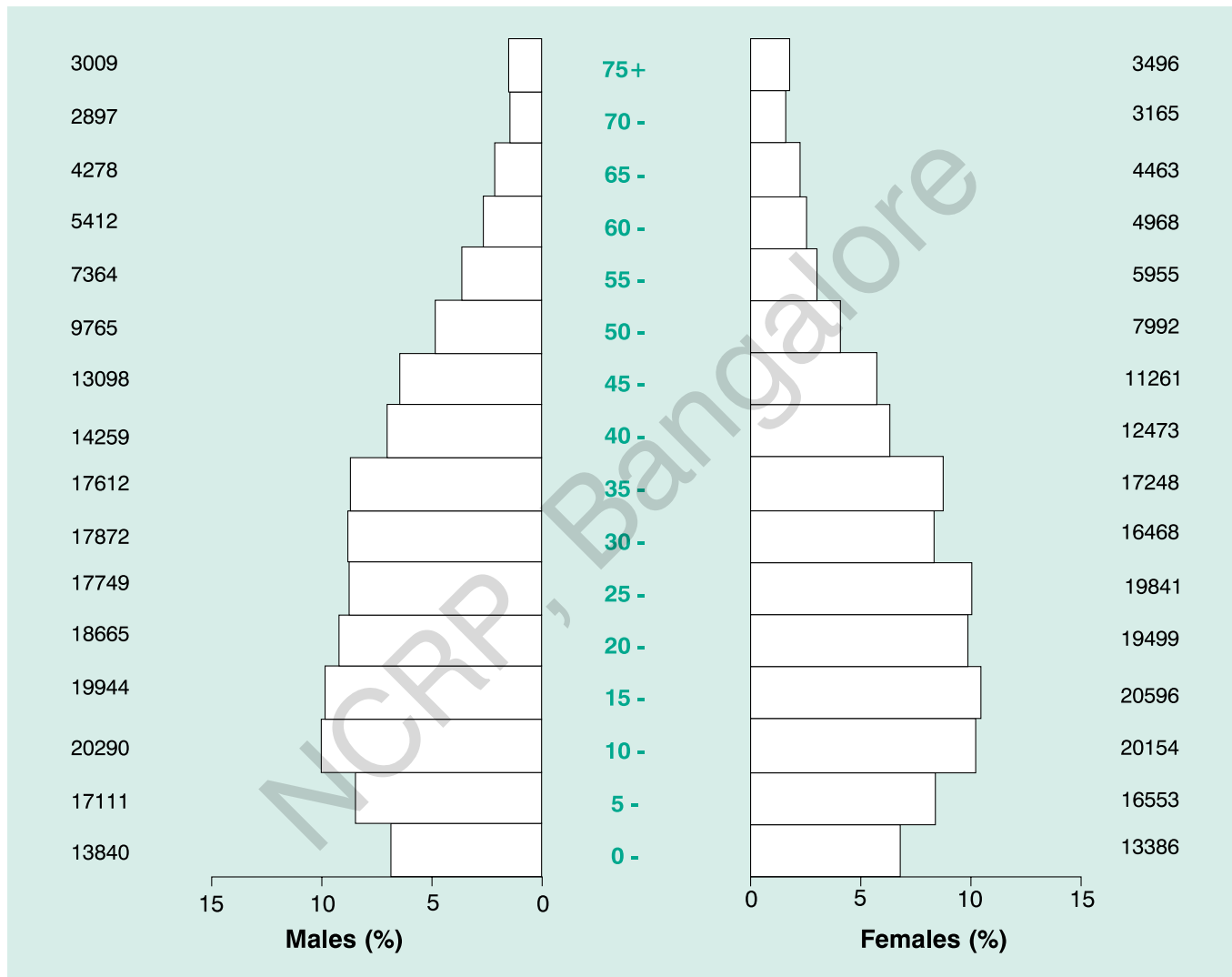


TABLE: SIT - 1**Population by Five Year Age Group and Gender: 2005-2006***Number and Relative Proportion (%)***Silchar Town**

Age Group	MALES		FEMALES		TOTAL	
	Number	%	Number	%	Number	%
0-4	13840	6.81	13386	6.78	27226	6.79
5-9	17111	8.42	16553	8.38	33664	8.40
10-14	20290	9.99	20154	10.20	40445	10.09
15-19	19944	9.82	20596	10.43	40540	10.12
20-24	18665	9.19	19499	9.87	38163	9.52
25-29	17749	8.74	19841	10.05	37590	9.38
30-34	17872	8.80	16468	8.34	34340	8.57
35-39	17612	8.67	17248	8.73	34860	8.70
40-44	14259	7.02	12473	6.31	26732	6.67
45-49	13098	6.45	11261	5.70	24359	6.08
50-54	9765	4.81	7992	4.05	17757	4.43
55-59	7364	3.62	5955	3.01	13319	3.32
60-64	5412	2.66	4968	2.52	10381	2.59
65-69	4278	2.11	4463	2.26	8741	2.18
70-74	2897	1.43	3165	1.60	6062	1.51
75+	3009	1.48	3496	1.77	6505	1.62
Total	203165	100.00	197518	100.00	400683	100.00

TABLE : SIT- 2
Main Sources of Registration of Incident Cases of Cancer : 2005-2006
Silchar Town

Name of the Institution (Source Code)	Number	%
The Dept. of Pathology, SMCH (1)	60	23.17
The Dept. of Radiotherapy, SMCH (2)	29	11.20
Cachar Cancer Hospital, Silchar (10)	19	7.34
Silchar Polyclinic Laboratory, Silchar (17)	19	7.34
Chakraborty Medical Centre (24)	8	3.09
Hospital Referral Board, SMCH (9)	5	1.93
The Dept. of E.N.T., SMCH (5)	3	1.16
Office of the Joint Director of Health Services (26)	1	0.39
The Dept. of O & G, SMCH (6)	1	0.39
Others (999)	114	44.02
Total	259	100.00

The numbers and proportion listed are the minimum number of cases. Institutions could have registered / reported more cases, since duplicate registrations and non-resident/registry cases are not included.

**TABLE SIT-3 (a): Number of Incident Cancers by Five Year Age Group and Site (ICD-10):
2005-2006 – Males**

%= Relative Proportion of Cancers of All Sites.

Silchar Town

ICD-10	Site	0-4	5-9	10-14	15-19	20-24	25-29	30-34	35-39	40-44	45-49	50-54	55-59	60-64	65-69	70-74	75+	Unkn	Total	%
C00	Lip	-	-	-	-	-	-	-	-	-	-	-	-	-	-	-	-	-	-	-
C01-02	Tongue	-	-	-	-	-	-	-	-	-	1	-	1	2	1	-	-	-	5	3.18
C03-06	Mouth	-	-	-	-	-	-	-	-	3	2	-	1	-	1	-	-	-	7	4.46
C07-8	Salivary Gland	-	-	-	-	-	-	-	-	-	-	1	-	-	-	-	-	-	1	0.64
C09	Tonsil	-	-	-	-	-	-	-	-	-	-	-	2	1	1	1	-	-	5	3.18
C10	Oth. Oropharynx	-	-	-	-	-	-	-	-	1	1	-	-	-	-	-	1	-	3	1.91
C11	Nasopharynx	-	-	-	1	-	-	-	-	-	1	-	-	-	-	-	-	-	2	1.27
C12-13	Hypopharynx	-	-	-	-	-	-	-	-	-	-	2	2	2	1	3	-	-	10	6.37
C14	Pharynx Unspecified	-	-	-	-	-	-	-	-	-	-	3	1	1	-	1	1	-	7	4.46
C15	Oesophagus	-	-	-	-	-	-	-	1	-	1	-	5	-	1	-	2	-	10	6.37
C16	Stomach	-	-	-	-	-	-	-	-	1	-	-	-	-	3	1	-	-	5	3.18
C17	Small Intestine	-	-	-	-	-	-	-	-	-	-	-	-	-	-	-	-	-	-	-
C18	Colon	-	-	-	-	-	-	-	1	-	-	1	-	-	-	-	1	-	3	1.91
C19-20	Rectum	-	-	-	-	-	-	-	-	-	-	-	-	-	-	-	-	-	-	-
C21	Anus & Anal Canal	-	-	-	-	-	-	-	-	-	-	-	-	-	-	-	-	-	-	-
C22	Liver	-	-	-	-	-	1	-	-	-	-	-	-	-	-	-	-	-	1	0.64
C23-24	Gallbladder etc.	-	-	-	-	-	-	-	-	-	1	-	2	1	-	-	-	-	4	2.55
C25	Pancreas	-	-	-	-	-	-	-	-	-	-	-	-	-	-	-	-	-	-	-
C30-31	Nose, Sinuses etc.	-	-	-	-	-	-	-	-	-	-	-	-	-	-	-	-	-	-	-
C32	Larynx	-	-	-	-	-	-	-	1	-	4	1	2	1	1	1	-	-	11	7.01
C33-34	Lung etc.	-	-	-	-	-	-	-	-	1	2	2	5	8	4	4	4	-	30	19.11
C37-38	Other Thoracic Organs	-	-	-	-	-	-	-	-	-	-	1	-	-	-	-	-	-	1	0.64
C40-41	Bone	-	-	-	-	-	-	-	-	-	3	-	-	-	-	-	-	-	3	1.91
C43	Melanoma of Skin	-	-	-	-	-	-	-	-	-	-	-	-	-	-	-	-	-	-	-
C44	Other Skin	-	-	-	-	-	-	-	-	-	-	1	1	-	-	-	-	-	2	1.27
C45	Mesothelioma	-	-	-	-	-	-	-	-	-	-	-	-	-	-	-	-	-	-	-
C46	Kaposi Sarcoma	-	-	-	-	-	-	-	-	-	-	-	-	-	-	-	-	-	-	-
C47+C49	Conn. & Soft Tissue	-	-	-	-	-	-	-	-	-	-	-	-	-	-	-	-	-	-	-
C50	Breast	-	-	-	-	-	-	-	-	-	-	-	-	-	1	-	-	-	1	0.64
C60	Penis	-	-	-	-	-	-	-	-	-	-	2	-	-	-	-	-	-	2	1.27
C61	Prostate	-	-	-	-	-	-	-	-	-	-	-	-	-	1	-	2	-	3	1.91
C62	Testis	-	-	-	-	-	-	-	-	-	-	-	-	-	-	-	-	-	-	-
C63	Other Male Genital	-	-	-	-	-	-	-	-	-	-	-	-	-	-	-	-	-	-	-
C64	Kidney etc.	-	-	-	-	-	-	-	-	-	-	-	-	1	-	-	-	-	1	0.64
C65	Renal Pelvis	-	-	-	-	-	-	-	-	-	-	-	-	-	-	-	-	-	-	-
C66	Ureter	-	-	-	-	-	-	-	-	-	-	-	-	-	-	-	-	-	-	-
C67	Bladder	-	-	-	-	-	-	-	-	1	-	-	-	-	-	1	-	-	2	1.27
C68	Uns. Urinary Organs	-	-	-	-	-	-	-	-	-	-	-	1	-	-	1	-	-	2	1.27
C69	Eye	-	-	-	-	-	-	-	-	-	-	-	-	-	-	-	-	-	-	-
C70-72	Brain, Nervous System	-	-	-	-	-	-	-	-	-	-	-	-	-	-	-	-	-	-	-
C73	Thyroid	-	-	-	-	-	-	-	-	-	-	-	-	1	-	1	-	-	2	1.27
C74	Adrenal Gland	-	-	-	-	-	-	-	-	-	-	-	-	-	-	-	-	-	-	-
C77	Sec Lymph Nodes	-	-	1	-	-	-	-	-	1	-	-	-	-	-	-	-	-	2	1.27
C78	Sec Resp & Digestive	-	-	-	-	-	-	-	-	-	-	-	-	-	-	-	-	-	-	-
C79	Sec Others	-	-	-	-	-	-	-	-	-	-	-	-	-	-	-	-	-	-	-
C81	Hodgkins Disease	-	-	-	-	-	-	-	-	-	-	-	-	-	-	-	-	-	-	-
C82-85,C96	NHL	-	-	-	-	-	-	-	-	-	-	-	-	-	-	-	-	-	-	-
C90	Multiple Myeloma	-	-	-	-	-	-	-	-	1	-	-	-	-	-	-	-	-	1	0.64
C91	Lymphoid Leuk.	-	1	-	-	-	-	-	-	-	-	-	-	-	-	-	-	-	1	0.64
C92-94	Myeloid Leukaemia	-	-	-	-	-	-	-	-	-	-	-	-	-	-	-	-	-	-	-
C95	Leukaemia Uns	-	-	-	-	-	-	-	-	-	-	-	-	-	-	-	-	-	-	-
O&U	Other and Uns	2	-	-	-	-	-	1	1	2	5	4	4	1	1	5	4	-	30	19.11
	All Sites	2	1	1	1	-	1	1	4	11	21	18	27	19	16	19	15	-	157	100.00

**TABLE SIT-3 (b): Number of Incident Cancers by Five Year Age Group and Site (ICD-10):
2005-2006 – Females**

%= Relative Proportion of Cancers of All Sites.

Silchar Town

ICD-10	Site	0-4	5-9	10-14	15-19	20-24	25-29	30-34	35-39	40-44	45-49	50-54	55-59	60-64	65-69	70-74	75+	Unkn	Total	%
C00	Lip	-	-	-	-	-	-	-	-	-	-	-	-	-	-	-	-	-	-	-
C01-02	Tongue	-	-	-	-	-	-	-	-	-	-	1	-	-	2	-	1	-	4	3.92
C03-06	Mouth	-	-	-	-	-	-	-	-	-	-	-	-	-	1	-	-	-	1	0.98
C07-8	Salivary Gland	-	-	-	-	-	-	-	-	1	-	-	-	-	-	-	-	-	1	0.98
C09	Tonsil	-	-	-	-	-	-	-	-	-	-	-	-	-	-	-	-	-	-	-
C10	Oth. Oropharynx	-	-	-	-	-	-	-	-	-	-	-	-	-	-	-	-	-	-	-
C11	Nasopharynx	-	-	-	-	-	-	-	-	-	-	-	-	-	-	-	-	-	-	-
C12-13	Hypopharynx	-	-	-	-	-	-	-	-	-	-	-	-	1	2	-	-	-	3	2.94
C14	Pharynx Unspecified	-	-	-	-	-	-	-	-	-	-	-	-	-	-	-	-	-	-	-
C15	Oesophagus	-	-	-	-	-	-	1	1	-	-	4	2	1	1	2	4	-	16	15.69
C16	Stomach	-	-	-	-	-	-	-	-	-	1	-	-	1	-	-	-	-	2	1.96
C17	Small Intestine	-	-	-	-	-	-	-	-	-	-	-	-	-	-	-	-	-	-	-
C18	Colon	-	-	-	-	-	-	-	-	-	-	-	-	-	-	-	1	-	1	0.98
C19-20	Rectum	-	-	-	-	-	1	1	-	1	-	-	-	1	-	-	-	-	4	3.92
C21	Anus & Anal Canal	-	-	-	-	-	-	-	-	-	-	-	-	-	1	-	-	-	1	0.98
C22	Liver	-	-	-	-	-	-	-	-	-	-	-	-	-	-	-	-	-	-	-
C23-24	Gallbladder etc.	-	-	-	-	-	-	-	-	-	1	1	1	2	-	2	-	-	7	6.86
C25	Pancreas	-	-	-	-	-	-	-	-	-	-	-	-	-	-	-	-	-	-	-
C30-31	Nose, Sinuses etc.	-	-	-	-	-	-	-	-	-	-	-	-	-	-	-	-	-	-	-
C32	Larynx	-	-	-	-	-	-	-	-	-	-	1	-	-	-	-	-	-	1	0.98
C33-34	Lung etc.	-	-	-	-	-	-	-	1	1	-	1	-	-	-	-	1	-	4	3.92
C37-38	Other Thoracic Organs	-	-	-	-	-	-	-	-	-	-	-	-	-	-	-	-	-	-	-
C40-41	Bone	-	-	-	-	1	-	-	-	-	-	-	-	1	-	-	-	-	2	1.96
C43	Melanoma of Skin	-	-	-	-	-	-	-	-	-	-	-	-	-	-	-	-	-	-	-
C44	Other Skin	-	-	-	-	-	-	-	-	-	1	-	-	-	-	-	-	-	1	0.98
C45	Mesothelioma	-	-	-	-	-	-	-	-	-	-	-	-	-	-	-	-	-	-	-
C46	Kaposi Sarcoma	-	-	-	-	-	-	-	-	-	-	-	-	-	-	-	-	-	-	-
C47+C49	Conn. & Soft Tissue	-	-	-	-	-	-	-	-	-	-	-	-	-	-	-	-	-	-	-
C50	Breast	-	-	-	-	-	2	1	4	3	5	-	-	-	1	-	-	-	16	15.69
C51	Vulva	-	-	-	-	-	-	-	-	-	-	-	-	-	-	-	-	-	-	-
C52	Vagina	-	-	-	-	-	-	-	-	-	-	-	-	-	-	-	-	-	-	-
C53	Cervix Uteri	-	-	-	-	-	-	-	3	4	2	6	3	2	1	-	-	-	21	20.59
C54	Corpus Uteri	-	-	-	-	-	-	-	-	-	1	-	-	-	-	-	-	-	1	0.98
C55	Uterus Unspecified	-	-	-	-	-	-	-	-	-	-	-	-	-	-	-	-	-	-	-
C56	Ovary etc.	-	-	-	-	-	-	-	1	-	1	-	-	-	-	-	-	-	2	1.96
C57	Other Female Genital	-	-	-	-	-	-	-	-	-	-	-	-	-	-	-	-	-	-	-
C58	Placenta	-	-	-	-	-	-	-	-	-	-	-	-	-	-	-	-	-	-	-
C64	Kidney etc.	-	-	-	-	-	-	-	-	-	-	-	-	1	-	-	-	-	1	0.98
C65	Renal Pelvis	-	-	-	-	-	-	-	-	-	-	-	-	-	-	-	-	-	-	-
C66	Ureter	-	-	-	-	-	-	-	-	-	-	-	-	-	-	-	-	-	-	-
C67	Bladder	-	-	-	-	-	-	-	-	-	-	-	-	-	-	-	-	-	-	-
C68	Uns.Urinary Organs	-	-	-	-	-	-	-	-	-	-	-	-	-	-	-	-	-	-	-
C69	Eye	-	-	-	-	-	-	-	-	-	-	-	-	-	-	-	-	-	-	-
C70-72	Brain, Nervous System	-	-	-	-	-	-	-	-	-	1	-	-	-	-	-	-	-	1	0.98
C73	Thyroid	-	-	-	-	-	-	-	-	-	-	-	-	-	-	-	-	-	-	-
C74	Adrenal Gland	-	-	-	-	-	-	-	-	-	-	-	-	-	-	-	-	-	-	-
C77	Sec Lymph Nodes	-	-	-	-	-	-	-	-	-	-	-	-	-	-	-	-	-	-	-
C78	Sec Resp & Digestive	-	-	-	-	-	-	-	-	-	-	-	-	-	-	-	-	-	-	-
C79	Sec Others	-	-	-	-	-	-	-	-	-	-	-	-	-	-	-	-	-	-	-
C81	Hodgkins Disease	-	-	-	-	1	-	-	-	-	-	-	-	-	-	-	-	-	1	0.98
C82-85,C96	NHL	-	-	-	-	-	-	-	-	-	1	-	-	-	-	-	1	-	2	1.96
C90	Multiple Myeloma	-	-	-	-	-	-	-	-	-	-	-	-	-	-	-	-	-	-	-
C91	Lymphoid Leuk.	-	-	-	-	-	-	-	-	-	-	-	-	1	-	-	-	-	1	0.98
C92-94	Myeloid Leukaemia	-	-	-	-	-	-	-	-	-	-	-	-	-	-	-	-	-	-	-
C95	Leukaemia Uns	-	-	-	-	-	1	-	-	-	-	-	-	-	-	-	-	-	1	0.98
O&U	Other and Uns	1	-	-	-	1	-	-	-	-	1	-	1	2	-	-	1	-	7	6.86
	All Sites	1	-	-	-	3	4	3	10	10	15	14	7	13	9	4	9	-	102	100.00

TABLE: SIT-4(a):
Average Annual Age Specific, Crude (CR), Age Adjusted (AAR) (with Standard Error(SE)) and
Truncated (35-64 yrs) (TR) Incidence Rate per 100,000 population: 2005-2006 - Males
Silchar Town

ICD-10	0-4	5-9	10-14	15-19	20-24	25-29	30-34	35-39	40-44	45-49	50-54	55-59	60-64	65-69	70-74	>75	CR	AAR	SE	TR
C00	-	-	-	-	-	-	-	-	-	-	-	-	-	-	-	-	-	-	-	-
C01-02	-	-	-	-	-	-	-	-	7.6	-	13.6	37.0	23.4	-	-	-	2.5	3.2	1.45	8.0
C03-06	-	-	-	-	-	-	-	-	21.0	15.3	-	13.6	-	23.4	-	-	3.4	3.4	1.32	8.8
C07-8	-	-	-	-	-	-	-	-	-	-	10.2	-	-	-	-	-	0.5	0.5	0.51	1.7
C09	-	-	-	-	-	-	-	-	-	-	-	27.2	18.5	23.4	34.5	-	2.5	3.2	1.45	5.9
C10	-	-	-	-	-	-	-	-	7.0	7.6	-	-	-	-	-	33.2	1.5	1.5	0.91	2.8
C11	-	-	-	5.0	-	-	-	-	-	7.6	-	-	-	-	-	-	1.0	0.9	0.64	1.5
C12-13	-	-	-	-	-	-	-	-	-	-	20.5	27.2	37.0	23.4	103.6	-	4.9	6.4	2.03	11.6
C14	-	-	-	-	-	-	-	-	-	-	30.7	13.6	18.5	-	34.5	33.2	3.4	4.2	1.60	9.1
C15	-	-	-	-	-	-	-	5.7	-	7.6	-	67.9	-	23.4	-	66.5	4.9	5.5	1.78	11.3
C16	-	-	-	-	-	-	-	-	7.0	-	-	-	-	70.1	34.5	-	2.5	3.2	1.46	1.4
C17	-	-	-	-	-	-	-	-	-	-	-	-	-	-	-	-	-	-	-	-
C18	-	-	-	-	-	-	-	5.7	-	-	10.2	-	-	-	-	33.2	1.5	1.5	0.91	2.8
C19-20	-	-	-	-	-	-	-	-	-	-	-	-	-	-	-	-	-	-	-	-
C21	-	-	-	-	-	-	-	-	-	-	-	-	-	-	-	-	-	-	-	-
C22	-	-	-	-	-	5.6	-	-	-	-	-	-	-	-	-	-	0.5	0.5	0.45	-
C23-24	-	-	-	-	-	-	-	-	-	7.6	-	27.2	18.5	-	-	-	2.0	2.3	1.16	7.4
C25	-	-	-	-	-	-	-	-	-	-	-	-	-	-	-	-	-	-	-	-
C30-31	-	-	-	-	-	-	-	-	-	-	-	-	-	-	-	-	-	-	-	-
C32	-	-	-	-	-	-	-	5.7	-	30.5	10.2	27.2	18.5	23.4	34.5	-	5.4	5.9	1.82	14.6
C33-34	-	-	-	-	-	-	-	-	7.0	15.3	20.5	67.9	147.8	93.5	138.1	133.0	14.8	19.2	3.55	35.5
C37-38	-	-	-	-	-	-	-	-	-	-	10.2	-	-	-	-	-	0.5	0.5	0.51	1.7
C40-41	-	-	-	-	-	-	-	-	-	22.9	-	-	-	-	-	-	1.5	1.4	0.79	4.4
C43	-	-	-	-	-	-	-	-	-	-	-	-	-	-	-	-	-	-	-	-
C44	-	-	-	-	-	-	-	-	-	-	10.2	13.6	-	-	-	-	1.0	1.1	0.75	3.4
C45	-	-	-	-	-	-	-	-	-	-	-	-	-	-	-	-	-	-	-	-
C46	-	-	-	-	-	-	-	-	-	-	-	-	-	-	-	-	-	-	-	-
C47+C49	-	-	-	-	-	-	-	-	-	-	-	-	-	-	-	-	-	-	-	-
C50	-	-	-	-	-	-	-	-	-	-	-	-	-	23.4	-	-	0.5	0.7	0.70	-
C60	-	-	-	-	-	-	-	-	-	-	20.5	-	-	-	-	-	1.0	1.0	0.72	3.3
C61	-	-	-	-	-	-	-	-	-	-	-	-	-	23.4	-	66.5	1.5	2.0	1.17	-
C62	-	-	-	-	-	-	-	-	-	-	-	-	-	-	-	-	-	-	-	-
C63	-	-	-	-	-	-	-	-	-	-	-	-	-	-	-	-	-	-	-	-
C64	-	-	-	-	-	-	-	-	-	-	-	-	18.5	-	-	-	0.5	0.7	0.74	2.4
C65	-	-	-	-	-	-	-	-	-	-	-	-	-	-	-	-	-	-	-	-
C66	-	-	-	-	-	-	-	-	-	-	-	-	-	-	-	-	-	-	-	-
C67	-	-	-	-	-	-	-	-	7.0	-	-	-	-	-	34.5	-	1.0	1.1	0.81	1.4
C68	-	-	-	-	-	-	-	-	-	-	-	13.6	-	-	34.5	-	1.0	1.2	0.88	1.8
C69	-	-	-	-	-	-	-	-	-	-	-	-	-	-	-	-	-	-	-	-
C70-72	-	-	-	-	-	-	-	-	-	-	-	-	-	-	-	-	-	-	-	-
C73	-	-	-	-	-	-	-	-	-	-	-	-	18.5	-	34.5	-	1.0	1.4	1.01	2.4
C74	-	-	-	-	-	-	-	-	-	-	-	-	-	-	-	-	-	-	-	-
C77	-	-	4.9	-	-	-	-	-	7.0	-	-	-	-	-	-	-	1.0	0.9	0.61	1.4
C78	-	-	-	-	-	-	-	-	-	-	-	-	-	-	-	-	-	-	-	-
C79	-	-	-	-	-	-	-	-	-	-	-	-	-	-	-	-	-	-	-	-
C81	-	-	-	-	-	-	-	-	-	-	-	-	-	-	-	-	-	-	-	-
C82-85,C96	-	-	-	-	-	-	-	-	-	-	-	-	-	-	-	-	-	-	-	-
C90	-	-	-	-	-	-	-	-	7.0	-	-	-	-	-	-	-	0.5	0.4	0.42	1.4
C91	-	5.8	-	-	-	-	-	-	-	-	-	-	-	-	-	-	0.5	0.6	0.58	-
C92-94	-	-	-	-	-	-	-	-	-	-	-	-	-	-	-	-	-	-	-	-
C95	-	-	-	-	-	-	-	-	-	-	-	-	-	-	-	-	-	-	-	-
O&U	14.5	-	-	-	-	-	5.6	5.7	14.0	38.2	41.0	54.3	18.5	23.4	172.6	133.0	14.8	17.3	3.25	27.2
All	14.5	5.8	4.9	5.0	-	5.6	5.6	22.7	77.1	160.3	184.3	366.7	351.1	374.1	655.9	498.7	77.3	91.9	7.47	172.7

TABLE: SIT-4(b):
Average Annual Age Specific, Crude (CR), Age Adjusted (AAR) (with Standard Error(SE)) and
Truncated (35-64 yrs) (TR) Incidence Rate per 100,000 population: 2005-2006 - Females
Silchar Town

ICD-10	0-4	5-9	10-14	15-19	20-24	25-29	30-34	35-39	40-44	45-49	50-54	55-59	60-64	65-69	70-74	>75	CR	AAR	SE	TR
C00	-	-	-	-	-	-	-	-	-	-	-	-	-	-	-	-	-	-	-	-
C01-02	-	-	-	-	-	-	-	-	-	-	12.5	-	-	44.8	-	28.6	2.0	2.5	1.27	2.0
C03-06	-	-	-	-	-	-	-	-	-	-	-	-	-	22.4	-	-	0.5	0.7	0.67	-
C07-8	-	-	-	-	-	-	-	-	8.0	-	-	-	-	-	-	-	0.5	0.5	0.48	1.6
C09	-	-	-	-	-	-	-	-	-	-	-	-	-	-	-	-	-	-	-	-
C10	-	-	-	-	-	-	-	-	-	-	-	-	-	-	-	-	-	-	-	-
C11	-	-	-	-	-	-	-	-	-	-	-	-	-	-	-	-	-	-	-	-
C12-13	-	-	-	-	-	-	-	-	-	-	-	-	20.1	44.8	-	-	1.5	2.1	1.25	2.6
C14	-	-	-	-	-	-	-	-	-	-	-	-	-	-	-	-	-	-	-	-
C15	-	-	-	-	-	-	6.1	5.8	-	-	50.1	33.6	20.1	22.4	63.2	114.4	8.1	9.6	2.43	16.1
C16	-	-	-	-	-	-	-	-	-	8.9	-	-	20.1	-	-	-	1.0	1.3	0.97	4.3
C17	-	-	-	-	-	-	-	-	-	-	-	-	-	-	-	-	-	-	-	-
C18	-	-	-	-	-	-	-	-	-	-	-	-	-	-	-	28.6	0.5	0.6	0.57	-
C19-20	-	-	-	-	-	5.0	6.1	-	8.0	-	-	-	20.1	-	-	-	2.0	2.1	1.08	4.1
C21	-	-	-	-	-	-	-	-	-	-	-	-	-	22.4	-	-	0.5	0.7	0.67	-
C22	-	-	-	-	-	-	-	-	-	-	-	-	-	-	-	-	-	-	-	-
C23-24	-	-	-	-	-	-	-	-	-	8.9	12.5	16.8	40.3	-	63.2	-	3.5	4.7	1.79	11.1
C25	-	-	-	-	-	-	-	-	-	-	-	-	-	-	-	-	-	-	-	-
C30-31	-	-	-	-	-	-	-	-	-	-	-	-	-	-	-	-	-	-	-	-
C32	-	-	-	-	-	-	-	-	-	-	12.5	-	-	-	-	-	0.5	0.6	0.63	2.0
C33-34	-	-	-	-	-	-	-	5.8	8.0	-	12.5	-	-	-	-	28.6	2.0	2.0	1.03	4.7
C37-38	-	-	-	-	-	-	-	-	-	-	-	-	-	-	-	-	-	-	-	-
C40-41	-	-	-	-	5.1	-	-	-	-	-	-	-	20.1	-	-	-	1.0	1.2	0.90	2.6
C43	-	-	-	-	-	-	-	-	-	-	-	-	-	-	-	-	-	-	-	-
C44	-	-	-	-	-	-	-	-	-	8.9	-	-	-	-	-	-	0.5	0.5	0.53	1.7
C45	-	-	-	-	-	-	-	-	-	-	-	-	-	-	-	-	-	-	-	-
C46	-	-	-	-	-	-	-	-	-	-	-	-	-	-	-	-	-	-	-	-
C47+C49	-	-	-	-	-	-	-	-	-	-	-	-	-	-	-	-	-	-	-	-
C50	-	-	-	-	-	10.1	6.1	23.2	24.1	44.4	-	-	-	22.4	-	-	8.1	7.3	1.87	17.7
C51	-	-	-	-	-	-	-	-	-	-	-	-	-	-	-	-	-	-	-	-
C52	-	-	-	-	-	-	-	-	-	-	-	-	-	-	-	-	-	-	-	-
C53	-	-	-	-	-	-	-	17.4	32.1	17.8	75.1	50.4	40.3	22.4	-	-	10.6	12.1	2.70	36.8
C54	-	-	-	-	-	-	-	-	-	8.9	-	-	-	-	-	-	0.5	0.5	0.53	1.7
C55	-	-	-	-	-	-	-	-	-	-	-	-	-	-	-	-	-	-	-	-
C56	-	-	-	-	-	-	-	5.8	-	8.9	-	-	-	-	-	-	1.0	0.9	0.64	2.8
C57	-	-	-	-	-	-	-	-	-	-	-	-	-	-	-	-	-	-	-	-
C58	-	-	-	-	-	-	-	-	-	-	-	-	-	-	-	-	-	-	-	-
C64	-	-	-	-	-	-	-	-	-	-	-	-	20.1	-	-	-	0.5	0.8	0.81	2.6
C65	-	-	-	-	-	-	-	-	-	-	-	-	-	-	-	-	-	-	-	-
C66	-	-	-	-	-	-	-	-	-	-	-	-	-	-	-	-	-	-	-	-
C67	-	-	-	-	-	-	-	-	-	-	-	-	-	-	-	-	-	-	-	-
C68	-	-	-	-	-	-	-	-	-	-	-	-	-	-	-	-	-	-	-	-
C69	-	-	-	-	-	-	-	-	-	-	-	-	-	-	-	-	-	-	-	-
C70-72	-	-	-	-	-	-	-	-	-	8.9	-	-	-	-	-	-	0.5	0.5	0.53	1.7
C73	-	-	-	-	-	-	-	-	-	-	-	-	-	-	-	-	-	-	-	-
C74	-	-	-	-	-	-	-	-	-	-	-	-	-	-	-	-	-	-	-	-
C77	-	-	-	-	-	-	-	-	-	-	-	-	-	-	-	-	-	-	-	-
C78	-	-	-	-	-	-	-	-	-	-	-	-	-	-	-	-	-	-	-	-
C79	-	-	-	-	-	-	-	-	-	-	-	-	-	-	-	-	-	-	-	-
C81	-	-	-	-	5.1	-	-	-	-	-	-	-	-	-	-	-	0.5	0.4	0.41	-
C82-85,C96	-	-	-	-	-	-	-	-	-	8.9	-	-	-	-	-	28.6	1.0	1.1	0.78	1.7
C90	-	-	-	-	-	-	-	-	-	-	-	-	-	-	-	-	-	-	-	-
C91	-	-	-	-	-	-	-	-	-	-	-	-	20.1	-	-	-	0.5	0.8	0.81	2.6
C92-94	-	-	-	-	-	-	-	-	-	-	-	-	-	-	-	-	-	-	-	-
C95	-	-	-	-	-	5.0	-	-	-	-	-	-	-	-	-	-	0.5	0.4	0.40	-
O&U	7.5	-	-	-	5.1	-	-	-	-	8.9	-	16.8	40.3	-	-	28.6	3.5	4.7	1.82	9.1
All	7.5	-	-	-	15.4	20.2	18.2	58.0	80.2	133.2	175.2	117.6	261.7	201.7	126.4	257.4	51.6	58.8	5.98	129.7

**TABLE: SIT-5(a): Number (#) and Proportion (%) of Cancers by Site (ICD-10) and Method of Diagnosis: 2005-2006 - Males
Silchar Town**

ICD-10	Site	Microscopic		X-Ray / imaging		Clinical		Others		D.C.O		Total	
		#	%	#	%	#	%	#	%	#	%	#	%
C00	Lip	-	-	-	-	-	-	-	-	-	-	-	-
C01-02	Tongue	4	80.0	-	-	-	-	-	-	1	20.0	5	100.0
C03-06	Mouth	7	100.0	-	-	-	-	-	-	-	-	7	100.0
C07-8	Salivary Gland	1	100.0	-	-	-	-	-	-	-	-	1	100.0
C09	Tonsil	4	80.0	-	-	-	-	-	-	1	20.0	5	100.0
C10	Oth. Oropharynx	3	100.0	-	-	-	-	-	-	-	-	3	100.0
C11	Nasopharynx	2	100.0	-	-	-	-	-	-	-	-	2	100.0
C12-13	Hypopharynx	10	100.0	-	-	-	-	-	-	-	-	10	100.0
C14	Pharynx Unspecified	3	42.9	-	-	-	-	-	-	4	57.1	7	100.0
C15	Oesophagus	6	60.0	-	-	-	-	1	10.0	3	30.0	10	100.0
C16	Stomach	2	40.0	-	-	-	-	-	-	3	60.0	5	100.0
C17	Small Intestine	-	-	-	-	-	-	-	-	-	-	-	-
C18	Colon	3	100.0	-	-	-	-	-	-	-	-	3	100.0
C19-20	Rectum	-	-	-	-	-	-	-	-	-	-	-	-
C21	Anus & Anal Canal	-	-	-	-	-	-	-	-	-	-	-	-
C22	Liver	-	-	-	-	-	-	-	-	1	100.0	1	100.0
C23-24	Gallbladder etc.	1	25.0	-	-	-	-	-	-	3	75.0	4	100.0
C25	Pancreas	-	-	-	-	-	-	-	-	-	-	-	-
C30-31	Nose, Sinuses etc.	-	-	-	-	-	-	-	-	-	-	-	-
C32	Larynx	8	72.7	-	-	-	-	-	-	3	27.3	11	100.0
C33-34	Lung etc.	11	36.7	-	-	-	-	-	-	19	63.3	30	100.0
C37-38	Other Thoracic Organs	1	100.0	-	-	-	-	-	-	-	-	1	100.0
C40-41	Bone	3	100.0	-	-	-	-	-	-	-	-	3	100.0
C43	Melanoma of Skin	-	-	-	-	-	-	-	-	-	-	-	-
C44	Other Skin	2	100.0	-	-	-	-	-	-	-	-	2	100.0
C45	Mesothelioma	-	-	-	-	-	-	-	-	-	-	-	-
C46	Kaposi Sarcoma	-	-	-	-	-	-	-	-	-	-	-	-
C47+C49	Conn. & Soft Tissue	-	-	-	-	-	-	-	-	-	-	-	-
C50	Breast	1	100.0	-	-	-	-	-	-	-	-	1	100.0
C60	Penis	2	100.0	-	-	-	-	-	-	-	-	2	100.0
C61	Prostate	-	-	-	-	-	-	-	-	3	100.0	3	100.0
C62	Testis	-	-	-	-	-	-	-	-	-	-	-	-
C63	Other Male Genital	-	-	-	-	-	-	-	-	-	-	-	-
C64	Kidney etc.	-	-	-	-	-	-	-	-	1	100.0	1	100.0
C65	Renal Pelvis	-	-	-	-	-	-	-	-	-	-	-	-
C66	Ureter	-	-	-	-	-	-	-	-	-	-	-	-
C67	Bladder	2	100.0	-	-	-	-	-	-	-	-	2	100.0
C68	Uns.Urinary Organs	-	-	-	-	-	-	-	-	2	100.0	2	100.0
C69	Eye	-	-	-	-	-	-	-	-	-	-	-	-
C70-72	Brain, Nervous System	-	-	-	-	-	-	-	-	-	-	-	-
C73	Thyroid	2	100.0	-	-	-	-	-	-	-	-	2	100.0
C74	Adrenal Gland	-	-	-	-	-	-	-	-	-	-	-	-
C77	Sec Lymph Nodes	1	50.0	-	-	-	-	-	-	1	50.0	2	100.0
C78	Sec Resp & Digestive	-	-	-	-	-	-	-	-	-	-	-	-
C79	Sec Others	-	-	-	-	-	-	-	-	-	-	-	-
C81	Hodgkins Disease	-	-	-	-	-	-	-	-	-	-	-	-
C82-85,C96	NHL	-	-	-	-	-	-	-	-	-	-	-	-
C90	Multiple Myeloma	1	100.0	-	-	-	-	-	-	-	-	1	100.0
C91	Lymphoid Leuk.	1	100.0	-	-	-	-	-	-	-	-	1	100.0
C92-94	Myeloid Leukaemia	-	-	-	-	-	-	-	-	-	-	-	-
C95	Leukaemia Uns	-	-	-	-	-	-	-	-	-	-	-	-
O&U	Other and Uns	14	46.7	-	-	-	-	1	3.3	15	50.0	30	100.0
	All Sites	95	60.5	-	-	-	-	2	1.3	60	38.2	157	100.0

**TABLE: SIT-5(b): Number (#) and Proportion (%) of Cancers by Site (ICD-10) and Method of Diagnosis : 2005-2006 - Females
Silchar Town**

ICD-10	Site	Microscopic		X-Ray / imaging		Clinical		Others		D.C.O		Total	
		#	%	#	%	#	%	#	%	#	%	#	%
C00	Lip	-	-	-	-	-	-	-	-	-	-	-	-
C01-02	Tongue	4	100.0	-	-	-	-	-	-	-	-	4	100.0
C03-06	Mouth	1	100.0	-	-	-	-	-	-	-	-	1	100.0
C07-8	Salivary Gland	-	-	1	100.0	-	-	-	-	-	-	1	100.0
C09	Tonsil	-	-	-	-	-	-	-	-	-	-	-	-
C10	Oth. Oropharynx	-	-	-	-	-	-	-	-	-	-	-	-
C11	Nasopharynx	-	-	-	-	-	-	-	-	-	-	-	-
C12-13	Hypopharynx	2	66.7	-	-	-	-	-	-	1	33.3	3	100.0
C14	Pharynx Unspecified	-	-	-	-	-	-	-	-	-	-	-	-
C15	Oesophagus	11	68.8	-	-	-	-	1	6.3	4	25.0	16	100.0
C16	Stomach	1	50.0	-	-	-	-	-	-	1	50.0	2	100.0
C17	Small Intestine	-	-	-	-	-	-	-	-	-	-	-	-
C18	Colon	1	100.0	-	-	-	-	-	-	-	-	1	100.0
C19-20	Rectum	4	100.0	-	-	-	-	-	-	-	-	4	100.0
C21	Anus & Anal Canal	1	100.0	-	-	-	-	-	-	-	-	1	100.0
C22	Liver	-	-	-	-	-	-	-	-	-	-	-	-
C23-24	Gallbladder etc.	2	28.6	-	-	-	-	-	-	5	71.4	7	100.0
C25	Pancreas	-	-	-	-	-	-	-	-	-	-	-	-
C30-31	Nose, Sinuses etc.	-	-	-	-	-	-	-	-	-	-	-	-
C32	Larynx	1	100.0	-	-	-	-	-	-	-	-	1	100.0
C33-34	Lung etc.	-	-	-	-	-	-	-	-	4	100.0	4	100.0
C37-38	Other Thoracic Organs	-	-	-	-	-	-	-	-	-	-	-	-
C40-41	Bone	1	50.0	-	-	1	50.0	-	-	-	-	2	100.0
C43	Melanoma of Skin	-	-	-	-	-	-	-	-	-	-	-	-
C44	Other Skin	1	100.0	-	-	-	-	-	-	-	-	1	100.0
C45	Mesothelioma	-	-	-	-	-	-	-	-	-	-	-	-
C46	Kaposi Sarcoma	-	-	-	-	-	-	-	-	-	-	-	-
C47 + C49	Conn. & Soft Tissue	-	-	-	-	-	-	-	-	-	-	-	-
C50	Breast	14	87.5	-	-	-	-	-	-	2	12.5	16	100.0
C51	Vulva	-	-	-	-	-	-	-	-	-	-	-	-
C52	Vagina	-	-	-	-	-	-	-	-	-	-	-	-
C53	Cervix Uteri	20	95.2	-	-	-	-	-	-	1	4.8	21	100.0
C54	Corpus Uteri	1	100.0	-	-	-	-	-	-	-	-	1	100.0
C55	Uterus Unspecified	-	-	-	-	-	-	-	-	-	-	-	-
C56	Ovary etc.	2	100.0	-	-	-	-	-	-	-	-	2	100.0
C57	Other Female Genital	-	-	-	-	-	-	-	-	-	-	-	-
C58	Placenta	-	-	-	-	-	-	-	-	-	-	-	-
C64	Kidney etc.	-	-	-	-	-	-	-	-	1	100.0	1	100.0
C65	Renal Pelvis	-	-	-	-	-	-	-	-	-	-	-	-
C66	Ureter	-	-	-	-	-	-	-	-	-	-	-	-
C67	Bladder	-	-	-	-	-	-	-	-	-	-	-	-
C68	Uns.Urinary Organs	-	-	-	-	-	-	-	-	-	-	-	-
C69	Eye	-	-	-	-	-	-	-	-	-	-	-	-
C70-72	Brain, Nervous System	1	100.0	-	-	-	-	-	-	-	-	1	100.0
C73	Thyroid	-	-	-	-	-	-	-	-	-	-	-	-
C74	Adrenal Gland	-	-	-	-	-	-	-	-	-	-	-	-
C77	Sec Lymph Nodes	-	-	-	-	-	-	-	-	-	-	-	-
C78	Sec Resp & Digestive	-	-	-	-	-	-	-	-	-	-	-	-
C79	Sec Others	-	-	-	-	-	-	-	-	-	-	-	-
C81	Hodgkins Disease	1	100.0	-	-	-	-	-	-	-	-	1	100.0
C82-85,C96	NHL	2	100.0	-	-	-	-	-	-	-	-	2	100.0
C90	Multiple Myeloma	-	-	-	-	-	-	-	-	-	-	-	-
C91	Lymphoid Leuk.	1	100.0	-	-	-	-	-	-	-	-	1	100.0
C92-94	Myeloid Leukaemia	-	-	-	-	-	-	-	-	-	-	-	-
C95	Leukaemia Uns	1	100.0	-	-	-	-	-	-	-	-	1	100.0
O&U	Other and Uns	6	85.7	-	-	-	-	1	14.3	-	-	7	100.0
	All Sites	79	77.5	1	1.0	1	1.0	2	2.0	19	18.6	102	100.0

TABLE: SIT-6(a): Number (#) and Proportion (%) of Cancers by Site (ICD-10) and Detailed Microscopic Diagnosis, 2005-2006 - Males : Silchar Town

ICD-10	Site	Pri. Hist		Sec. Hist		Cytology		Blood Film		Bone Marrow		Others		Total	
		#	%	#	%	#	%	#	%	#	%	#	%	#	%
C00	Lip	-	-	-	-	-	-	-	-	-	-	-	-	-	-
C01-02	Tongue	2	40.0	-	-	2	40.0	-	-	-	-	1	20.0	5	100.0
C03-06	Mouth	7	100.0	-	-	-	-	-	-	-	-	-	-	7	100.0
C07-8	Salivary Gland	1	100.0	-	-	-	-	-	-	-	-	-	-	1	100.0
C09	Tonsil	2	40.0	-	-	2	40.0	-	-	-	-	1	20.0	5	100.0
C10	Oth. Oropharynx	3	100.0	-	-	-	-	-	-	-	-	-	-	3	100.0
C11	Nasopharynx	2	100.0	-	-	-	-	-	-	-	-	-	-	2	100.0
C12-13	Hypopharynx	8	80.0	-	-	2	20.0	-	-	-	-	-	-	10	100.0
C14	Pharynx Unspecified	1	14.3	-	-	2	28.6	-	-	-	-	4	57.1	7	100.0
C15	Oesophagus	5	50.0	-	-	1	10.0	-	-	-	-	4	40.0	10	100.0
C16	Stomach	2	40.0	-	-	-	-	-	-	-	-	3	60.0	5	100.0
C17	Small Intestine	-	-	-	-	-	-	-	-	-	-	-	-	-	-
C18	Colon	3	100.0	-	-	-	-	-	-	-	-	-	-	3	100.0
C19-20	Rectum	-	-	-	-	-	-	-	-	-	-	-	-	-	-
C21	Anus & Anal Canal	-	-	-	-	-	-	-	-	-	-	-	-	-	-
C22	Liver	-	-	-	-	-	-	-	-	-	-	1	100.0	1	100.0
C23-24	Gallbladder etc.	1	25.0	-	-	-	-	-	-	-	-	3	75.0	4	100.0
C25	Pancreas	-	-	-	-	-	-	-	-	-	-	-	-	-	-
C30-31	Nose, Sinuses etc.	-	-	-	-	-	-	-	-	-	-	-	-	-	-
C32	Larynx	5	45.5	-	-	3	27.3	-	-	-	-	3	27.3	11	100.0
C33-34	Lung etc.	2	6.7	-	-	9	30.0	-	-	-	-	19	63.3	30	100.0
C37-38	Other Thoracic Organs	-	-	-	-	1	100.0	-	-	-	-	-	-	1	100.0
C40-41	Bone	2	66.7	-	-	-	-	-	-	1	33.3	-	-	3	100.0
C43	Melanoma of Skin	-	-	-	-	-	-	-	-	-	-	-	-	-	-
C44	Other Skin	2	100.0	-	-	-	-	-	-	-	-	-	-	2	100.0
C45	Mesothelioma	-	-	-	-	-	-	-	-	-	-	-	-	-	-
C46	Kaposi Sarcoma	-	-	-	-	-	-	-	-	-	-	-	-	-	-
C47+C49	Conn. & Soft Tissue	-	-	-	-	-	-	-	-	-	-	-	-	-	-
C50	Breast	-	-	-	-	1	100.0	-	-	-	-	-	-	1	100.0
C60	Penis	2	100.0	-	-	-	-	-	-	-	-	-	-	2	100.0
C61	Prostate	-	-	-	-	-	-	-	-	-	-	3	100.0	3	100.0
C62	Testis	-	-	-	-	-	-	-	-	-	-	-	-	-	-
C63	Other Male Genital	-	-	-	-	-	-	-	-	-	-	-	-	-	-
C64	Kidney etc.	-	-	-	-	-	-	-	-	-	-	1	100.0	1	100.0
C65	Renal Pelvis	-	-	-	-	-	-	-	-	-	-	-	-	-	-
C66	Ureter	-	-	-	-	-	-	-	-	-	-	-	-	-	-
C67	Bladder	2	100.0	-	-	-	-	-	-	-	-	-	-	2	100.0
C68	Uns. Urinary Organs	-	-	-	-	-	-	-	-	-	-	2	100.0	2	100.0
C69	Eye	-	-	-	-	-	-	-	-	-	-	-	-	-	-
C70-72	Brain, Nervous System	-	-	-	-	-	-	-	-	-	-	-	-	-	-
C73	Thyroid	2	100.0	-	-	-	-	-	-	-	-	-	-	2	100.0
C74	Adrenal Gland	-	-	-	-	-	-	-	-	-	-	-	-	-	-
C77	Sec Lymph Nodes	-	-	-	-	1	50.0	-	-	-	-	1	50.0	2	100.0
C78	Sec Resp & Digestive	-	-	-	-	-	-	-	-	-	-	-	-	-	-
C79	Sec Others	-	-	-	-	-	-	-	-	-	-	-	-	-	-
C81	Hodgkins Disease	-	-	-	-	-	-	-	-	-	-	-	-	-	-
C82-85,C96	NHL	-	-	-	-	-	-	-	-	-	-	-	-	-	-
C90	Multiple Myeloma	-	-	-	-	-	-	-	-	1	100.0	-	-	1	100.0
C91	Lymphoid Leuk.	-	-	-	-	-	-	1	100.0	-	-	-	-	1	100.0
C92-94	Myeloid Leukaemia	-	-	-	-	-	-	-	-	-	-	-	-	-	-
C95	Leukaemia Uns	-	-	-	-	-	-	-	-	-	-	-	-	-	-
O&U	Other and Uns	7	23.3	1	3.3	6	20.0	-	-	-	-	16	53.3	30	100.0
	All Sites	61	38.9	1	0.6	30	19.1	1	0.6	2	1.3	62	39.5	157	100.0

TABLE: SIT-6(b): Number (#) and Proportion (%) of Cancers by Site (ICD-10) and Detailed Microscopic Diagnosis, 2005-2006 - Females : Silchar Town

ICD-10	Site	Pri. Hist		Sec. Hist		Cytology		Blood Film		Bone Marrow		Others		Total	
		#	%	#	%	#	%	#	%	#	%	#	%	#	%
C00	Lip	-	-	-	-	-	-	-	-	-	-	-	-	-	-
C01-02	Tongue	3	75.0	-	-	1	25.0	-	-	-	-	-	-	4	100.0
C03-06	Mouth	1	100.0	-	-	-	-	-	-	-	-	-	-	1	100.0
C07-8	Salivary Gland	-	-	-	-	-	-	-	-	-	-	1	100.0	1	100.0
C09	Tonsil	-	-	-	-	-	-	-	-	-	-	-	-	-	-
C10	Oth. Oropharynx	-	-	-	-	-	-	-	-	-	-	-	-	-	-
C11	Nasopharynx	-	-	-	-	-	-	-	-	-	-	-	-	-	-
C12-13	Hypopharynx	2	66.7	-	-	-	-	-	-	-	-	1	33.3	3	100.0
C14	Pharynx Unspecified	-	-	-	-	-	-	-	-	-	-	-	-	-	-
C15	Oesophagus	9	56.3	-	-	2	12.5	-	-	-	-	5	31.3	16	100.0
C16	Stomach	1	50.0	-	-	-	-	-	-	-	-	1	50.0	2	100.0
C17	Small Intestine	-	-	-	-	-	-	-	-	-	-	-	-	-	-
C18	Colon	1	100.0	-	-	-	-	-	-	-	-	-	-	1	100.0
C19-20	Rectum	4	100.0	-	-	-	-	-	-	-	-	-	-	4	100.0
C21	Anus & Anal Canal	1	100.0	-	-	-	-	-	-	-	-	-	-	1	100.0
C22	Liver	-	-	-	-	-	-	-	-	-	-	-	-	-	-
C23-24	Gallbladder etc.	2	28.6	-	-	-	-	-	-	-	-	5	71.4	7	100.0
C25	Pancreas	-	-	-	-	-	-	-	-	-	-	-	-	-	-
C30-31	Nose, Sinuses etc.	-	-	-	-	-	-	-	-	-	-	-	-	-	-
C32	Larynx	-	-	-	-	1	100.0	-	-	-	-	-	-	1	100.0
C33-34	Lung etc.	-	-	-	-	-	-	-	-	-	-	4	100.0	4	100.0
C37-38	Other Thoracic Organs	-	-	-	-	-	-	-	-	-	-	-	-	-	-
C40-41	Bone	1	50.0	-	-	-	-	-	-	-	-	1	50.0	2	100.0
C43	Melanoma of Skin	-	-	-	-	-	-	-	-	-	-	-	-	-	-
C44	Other Skin	1	100.0	-	-	-	-	-	-	-	-	-	-	1	100.0
C45	Mesothelioma	-	-	-	-	-	-	-	-	-	-	-	-	-	-
C46	Kaposi Sarcoma	-	-	-	-	-	-	-	-	-	-	-	-	-	-
C47+C49	Conn. & Soft Tissue	-	-	-	-	-	-	-	-	-	-	-	-	-	-
C50	Breast	9	56.3	1	6.3	4	25.0	-	-	-	-	2	12.5	16	100.0
C51	Vulva	-	-	-	-	-	-	-	-	-	-	-	-	-	-
C52	Vagina	-	-	-	-	-	-	-	-	-	-	-	-	-	-
C53	Cervix Uteri	20	95.2	-	-	-	-	-	-	-	-	1	4.8	21	100.0
C54	Corpus Uteri	1	100.0	-	-	-	-	-	-	-	-	-	-	1	100.0
C55	Uterus Unspecified	-	-	-	-	-	-	-	-	-	-	-	-	-	-
C56	Ovary etc.	2	100.0	-	-	-	-	-	-	-	-	-	-	2	100.0
C57	Other Female Genital	-	-	-	-	-	-	-	-	-	-	-	-	-	-
C58	Placenta	-	-	-	-	-	-	-	-	-	-	-	-	-	-
C64	Kidney etc.	-	-	-	-	-	-	-	-	-	-	1	100.0	1	100.0
C65	Renal Pelvis	-	-	-	-	-	-	-	-	-	-	-	-	-	-
C66	Ureter	-	-	-	-	-	-	-	-	-	-	-	-	-	-
C67	Bladder	-	-	-	-	-	-	-	-	-	-	-	-	-	-
C68	Uns. Urinary Organs	-	-	-	-	-	-	-	-	-	-	-	-	-	-
C69	Eye	-	-	-	-	-	-	-	-	-	-	-	-	-	-
C70-72	Brain, Nervous System	1	100.0	-	-	-	-	-	-	-	-	-	-	1	100.0
C73	Thyroid	-	-	-	-	-	-	-	-	-	-	-	-	-	-
C74	Adrenal Gland	-	-	-	-	-	-	-	-	-	-	-	-	-	-
C77	Sec Lymph Nodes	-	-	-	-	-	-	-	-	-	-	-	-	-	-
C78	Sec Resp & Digestive	-	-	-	-	-	-	-	-	-	-	-	-	-	-
C79	Sec Others	-	-	-	-	-	-	-	-	-	-	-	-	-	-
C81	Hodgkins Disease	1	100.0	-	-	-	-	-	-	-	-	-	-	1	100.0
C82-85,C96	NHL	2	100.0	-	-	-	-	-	-	-	-	-	-	2	100.0
C90	Multiple Myeloma	-	-	-	-	-	-	-	-	-	-	-	-	-	-
C91	Lymphoid Leuk.	-	-	-	-	-	-	1	100.0	-	-	-	-	1	100.0
C92-94	Myeloid Leukaemia	-	-	-	-	-	-	-	-	-	-	-	-	-	-
C95	Leukaemia Uns	-	-	-	-	-	-	1	100.0	-	-	-	-	1	100.0
O&U	Other and Uns	2	28.6	1	14.3	3	42.9	-	-	-	-	1	14.3	7	100.0
	All Sites	64	62.7	2	2.0	11	10.8	2	2.0	-	-	23	22.5	102	100.0

**TABLE SIT-7 (a): Number of Cancer Deaths by Five Year Age Group and Site (ICD-10):
2005-2006 – Males**

%= Relative Proportion of Cancers of All Sites.

Silchar Town

ICD-10	Site	0-4	5-9	10-14	15-19	20-24	25-29	30-34	35-39	40-44	45-49	50-54	55-59	60-64	65-69	70-74	75+	Unkn	Total	%	
C00	Lip	-	-	-	-	-	-	-	-	-	-	-	-	-	-	-	-	-	-	-	
C01-02	Tongue	-	-	-	-	-	-	-	-	-	-	-	1	-	-	-	-	-	1	1.41	
C03-06	Mouth	-	-	-	-	-	-	-	-	-	-	-	-	-	-	-	-	-	-	-	
C07-8	Salivary Gland	-	-	-	-	-	-	-	-	-	-	-	-	-	-	-	-	-	-	-	
C09	Tonsil	-	-	-	-	-	-	-	-	-	-	-	-	1	-	-	-	-	1	1.41	
C10	Oth. Oropharynx	-	-	-	-	-	-	-	-	-	-	-	-	-	-	-	-	-	-	-	
C11	Nasopharynx	-	-	-	-	-	-	-	-	-	-	-	-	-	-	-	-	-	-	-	
C12-13	Hypopharynx	-	-	-	-	-	-	-	1	-	-	-	-	-	-	-	-	-	1	1.41	
C14	Pharynx Unspecified	-	-	-	-	-	-	-	-	-	-	2	-	1	-	1	-	-	4	5.63	
C15	Oesophagus	-	-	-	-	-	-	-	-	-	-	-	2	-	-	-	1	-	3	4.23	
C16	Stomach	-	-	-	-	-	-	-	-	1	-	-	-	-	2	-	-	-	3	4.23	
C17	Small Intestine	-	-	-	-	-	-	-	-	-	-	-	-	-	-	-	-	-	-	-	
C18	Colon	-	-	-	-	-	-	-	1	-	-	-	-	-	-	-	-	1	-	2	2.82
C19-20	Rectum	-	-	-	-	-	-	-	-	-	-	1	-	-	-	-	-	-	1	1.41	
C21	Anus & Anal Canal	-	-	-	-	-	-	-	-	-	-	-	-	-	-	-	-	-	-	-	
C22	Liver	-	-	-	-	-	1	-	-	-	-	-	-	-	1	-	-	-	2	2.82	
C23-24	Gallbladder etc.	-	-	-	-	-	-	-	-	-	-	-	2	1	-	-	-	-	3	4.23	
C25	Pancreas	-	-	-	-	-	-	-	-	-	-	-	-	-	-	-	-	-	-	-	
C30-31	Nose, Sinuses etc.	-	-	-	-	-	-	-	-	-	-	-	-	-	-	-	-	-	-	-	
C32	Larynx	-	-	-	-	-	-	-	1	1	1	1	-	1	-	-	-	-	5	7.04	
C33-34	Lung etc.	-	-	-	-	-	-	-	-	-	2	-	5	4	4	1	4	-	20	28.17	
C37-38	Other Thoracic Organs	-	-	-	-	-	-	-	-	-	-	-	-	-	-	-	-	-	-	-	
C40-41	Bone	-	-	-	-	-	-	-	-	-	-	-	-	-	-	-	-	-	-	-	
C43	Melanoma of Skin	-	-	-	-	-	-	-	-	-	-	-	-	-	-	-	-	-	-	-	
C44	Other Skin	-	-	-	-	-	-	-	-	-	-	-	-	-	-	-	-	-	-	-	
C45	Mesothelioma	-	-	-	-	-	-	-	-	-	-	-	-	-	-	-	-	-	-	-	
C46	Kaposi Sarcoma	-	-	-	-	-	-	-	-	-	-	-	-	-	-	-	-	-	-	-	
C47+C49	Conn. & Soft Tissue	-	-	-	-	-	-	-	-	-	-	-	-	-	-	-	-	-	-	-	
C50	Breast	-	-	-	-	-	-	-	-	-	-	-	-	-	-	-	-	-	-	-	
C60	Penis	-	-	-	-	-	-	-	-	-	-	-	-	-	-	-	-	-	-	-	
C61	Prostate	-	-	-	-	-	-	-	-	-	-	-	-	-	1	-	2	-	3	4.23	
C62	Testis	-	-	-	-	-	-	-	-	-	-	-	-	-	-	-	-	-	-	-	
C63	Other Male Genital	-	-	-	-	-	-	-	-	-	-	-	-	-	-	-	-	-	-	-	
C64	Kidney etc.	-	-	-	-	-	-	-	-	-	-	-	-	1	-	1	-	-	2	2.82	
C65	Renal Pelvis	-	-	-	-	-	-	-	-	-	-	-	-	-	-	-	-	-	-	-	
C66	Ureter	-	-	-	-	-	-	-	-	-	-	-	-	-	-	-	-	-	-	-	
C67	Bladder	-	-	-	-	-	-	-	-	-	-	-	-	-	-	-	-	-	-	-	
C68	Uns. Urinary Organs	-	-	-	-	-	-	-	-	-	-	-	1	-	-	1	-	-	2	2.82	
C69	Eye	-	-	-	-	-	-	-	-	-	-	-	-	-	-	-	-	-	-	-	
C70-72	Brain, Nervous System	-	-	-	-	-	-	-	-	-	-	-	-	-	-	-	-	-	-	-	
C73	Thyroid	-	-	-	-	-	-	-	-	-	-	-	-	-	-	-	-	-	-	-	
C74	Adrenal Gland	-	-	-	-	-	-	-	-	-	-	-	-	-	-	-	-	-	-	-	
C77	Sec Lymph Nodes	-	-	-	-	-	-	-	1	-	-	-	-	-	-	-	-	-	1	1.41	
C78	Sec Resp & Digestive	-	-	-	-	-	-	-	-	-	-	-	-	-	-	-	-	-	-	-	
C79	Sec Others	-	-	-	-	-	-	-	-	-	-	-	-	-	-	-	-	-	-	-	
C81	Hodgkins Disease	-	-	-	-	-	-	-	-	-	-	-	-	-	-	-	-	-	-	-	
C82-85,C96	NHL	-	-	-	-	-	-	-	-	-	-	-	-	-	-	-	-	-	-	-	
C90	Multiple Myeloma	-	-	-	-	-	-	-	-	-	-	-	-	-	-	-	-	-	-	-	
C91	Lymphoid Leuk.	-	-	-	-	-	-	-	-	-	-	-	-	-	-	-	-	-	-	-	
C92-94	Myeloid Leukaemia	-	-	-	-	-	-	-	-	-	-	-	-	-	-	-	-	-	-	-	
C95	Leukaemia Uns	-	-	-	-	-	-	-	-	-	-	-	-	-	-	-	-	-	-	-	
O&U	Other and Uns	-	-	-	-	-	-	1	1	1	2	3	2	1	-	4	2	-	17	23.94	
	All Sites	-	-	-	-	-	1	1	3	4	5	7	14	9	9	8	10	-	71	100.00	

**TABLE SIT-7 (b): Number of Cancer Deaths by Five Year Age Group and Site (ICD-10):
2005-2006 – Females**

%= Relative Proportion of Cancers of All Sites.

Silchar Town

ICD-10	Site	0-4	5-9	10-14	15-19	20-24	25-29	30-34	35-39	40-44	45-49	50-54	55-59	60-64	65-69	70-74	75+	Unkn	Total	%
C00	Lip	-	-	-	-	-	-	-	-	-	-	-	-	-	-	-	-	-	-	-
C01-02	Tongue	-	-	-	-	-	-	-	-	-	-	-	-	-	-	-	-	-	-	-
C03-06	Mouth	-	-	-	-	-	-	-	-	-	-	-	-	-	-	-	-	-	-	-
C07-8	Salivary Gland	-	-	-	-	-	-	-	-	-	-	-	-	-	-	-	-	-	-	-
C09	Tonsil	-	-	-	-	-	-	-	-	-	-	-	-	-	-	-	-	-	-	-
C10	Oth. Oropharynx	-	-	-	-	-	-	-	-	-	-	-	-	-	-	-	-	-	-	-
C11	Nasopharynx	-	-	-	-	-	-	-	-	-	-	-	-	-	-	-	-	-	-	-
C12-13	Hypopharynx	-	-	-	-	-	-	-	-	-	-	-	-	1	-	-	-	-	1	4.76
C14	Pharynx Unspecified	-	-	-	-	-	-	-	-	-	-	-	-	-	-	-	-	-	-	-
C15	Oesophagus	-	-	-	-	-	-	-	-	-	1	1	-	-	-	1	1	-	4	19.05
C16	Stomach	-	-	-	-	-	-	-	-	1	-	-	-	-	-	-	-	-	1	4.76
C17	Small Intestine	-	-	-	-	-	-	-	-	-	-	-	-	-	-	-	-	-	-	-
C18	Colon	-	-	-	-	-	-	-	-	-	-	-	-	-	-	-	-	-	-	-
C19-20	Rectum	-	-	-	-	-	-	-	-	-	-	-	-	1	-	-	-	-	1	4.76
C21	Anus & Anal Canal	-	-	-	-	-	-	-	-	-	-	-	-	-	-	-	-	-	-	-
C22	Liver	-	-	-	-	-	-	-	-	-	-	-	-	-	-	-	-	-	-	-
C23-24	Gallbladder etc.	-	-	-	-	-	-	-	-	-	-	-	1	2	-	2	-	-	5	23.81
C25	Pancreas	-	-	-	-	-	-	-	-	-	-	-	-	-	-	-	-	-	-	-
C30-31	Nose, Sinuses etc.	-	-	-	-	-	-	-	-	-	-	-	-	-	-	-	-	-	-	-
C32	Larynx	-	-	-	-	-	-	-	-	-	-	-	-	-	1	-	-	-	1	4.76
C33-34	Lung etc.	1	-	-	-	-	-	-	1	-	1	-	-	-	-	-	1	-	4	19.05
C37-38	Other Thoracic Organs	-	-	-	-	-	-	-	-	-	-	-	-	-	-	-	-	-	-	-
C40-41	Bone	-	-	-	-	-	-	-	-	-	-	-	-	-	-	-	-	-	-	-
C43	Melanoma of Skin	-	-	-	-	-	-	-	-	-	-	-	-	-	-	-	-	-	-	-
C44	Other Skin	-	-	-	-	-	-	-	-	-	-	-	-	-	-	-	-	-	-	-
C45	Mesothelioma	-	-	-	-	-	-	-	-	-	-	-	-	-	-	-	-	-	-	-
C46	Kaposi Sarcoma	-	-	-	-	-	-	-	-	-	-	-	-	-	-	-	-	-	-	-
C47+C49	Conn. & Soft Tissue	-	-	-	-	-	-	-	-	-	-	-	-	-	-	-	-	-	-	-
C50	Breast	-	-	-	-	-	-	-	-	2	-	-	-	-	-	-	-	-	2	9.52
C51	Vulva	-	-	-	-	-	-	-	-	-	-	-	-	-	-	-	-	-	-	-
C52	Vagina	-	-	-	-	-	-	-	-	-	-	-	-	-	-	-	-	-	-	-
C53	Cervix Uteri	-	-	-	-	-	-	-	-	-	-	-	-	-	1	-	-	-	1	4.76
C54	Corpus Uteri	-	-	-	-	-	-	-	-	-	-	-	-	-	-	-	-	-	-	-
C55	Uterus Unspecified	-	-	-	-	-	-	-	-	-	-	-	-	-	-	-	-	-	-	-
C56	Ovary etc.	-	-	-	-	-	-	-	-	-	-	-	-	-	-	-	-	-	-	-
C57	Other Female Genital	-	-	-	-	-	-	-	-	-	-	-	-	-	-	-	-	-	-	-
C58	Placenta	-	-	-	-	-	-	-	-	-	-	-	-	-	-	-	-	-	-	-
C64	Kidney etc.	-	-	-	-	-	-	-	-	-	-	-	-	1	-	-	-	-	1	4.76
C65	Renal Pelvis	-	-	-	-	-	-	-	-	-	-	-	-	-	-	-	-	-	-	-
C66	Ureter	-	-	-	-	-	-	-	-	-	-	-	-	-	-	-	-	-	-	-
C67	Bladder	-	-	-	-	-	-	-	-	-	-	-	-	-	-	-	-	-	-	-
C68	Uns.Urinary Organs	-	-	-	-	-	-	-	-	-	-	-	-	-	-	-	-	-	-	-
C69	Eye	-	-	-	-	-	-	-	-	-	-	-	-	-	-	-	-	-	-	-
C70-72	Brain, Nervous System	-	-	-	-	-	-	-	-	-	-	-	-	-	-	-	-	-	-	-
C73	Thyroid	-	-	-	-	-	-	-	-	-	-	-	-	-	-	-	-	-	-	-
C74	Adrenal Gland	-	-	-	-	-	-	-	-	-	-	-	-	-	-	-	-	-	-	-
C77	Sec Lymph Nodes	-	-	-	-	-	-	-	-	-	-	-	-	-	-	-	-	-	-	-
C78	Sec Resp & Digestive	-	-	-	-	-	-	-	-	-	-	-	-	-	-	-	-	-	-	-
C79	Sec Others	-	-	-	-	-	-	-	-	-	-	-	-	-	-	-	-	-	-	-
C81	Hodgkins Disease	-	-	-	-	-	-	-	-	-	-	-	-	-	-	-	-	-	-	-
C82-85,C96	NHL	-	-	-	-	-	-	-	-	-	-	-	-	-	-	-	-	-	-	-
C90	Multiple Myeloma	-	-	-	-	-	-	-	-	-	-	-	-	-	-	-	-	-	-	-
C91	Lymphoid Leuk.	-	-	-	-	-	-	-	-	-	-	-	-	-	-	-	-	-	-	-
C92-94	Myeloid Leukaemia	-	-	-	-	-	-	-	-	-	-	-	-	-	-	-	-	-	-	-
C95	Leukaemia Uns	-	-	-	-	-	-	-	-	-	-	-	-	-	-	-	-	-	-	-
O&U	Other and Uns	-	-	-	-	-	-	-	-	-	-	-	-	-	-	-	-	-	-	-
	All Sites	1	-	-	-	-	-	-	1	-	3	2	2	4	3	3	2	-	21	100.00

TABLE: SIT-8(a):
Average Annual Age Specific, Crude (CR), Age Adjusted (AAR) (with Standard Error(SE)) and
Truncated (35-64 Yrs) (TR) Mortality Rate per 100,000 population: 2005-2006 - Males
Silchar Town

ICD-10	0-4	5-9	10-14	15-19	20-24	25-29	30-34	35-39	40-44	45-49	50-54	55-59	60-64	65-69	70-74	>75	CR	AAR	SE	TR
C00	-	-	-	-	-	-	-	-	-	-	-	-	-	-	-	-	-	-	-	-
C01-02	-	-	-	-	-	-	-	-	-	-	-	13.6	-	-	-	-	0.5	0.5	0.54	1.8
C03-06	-	-	-	-	-	-	-	-	-	-	-	-	-	-	-	-	-	-	-	-
C07-8	-	-	-	-	-	-	-	-	-	-	-	-	-	-	-	-	-	-	-	-
C09	-	-	-	-	-	-	-	-	-	-	-	-	18.5	-	-	-	0.5	0.7	0.74	2.4
C10	-	-	-	-	-	-	-	-	-	-	-	-	-	-	-	-	-	-	-	-
C11	-	-	-	-	-	-	-	-	-	-	-	-	-	-	-	-	-	-	-	-
C12-13	-	-	-	-	-	-	-	5.7	-	-	-	-	-	-	-	-	0.5	0.3	0.34	1.1
C14	-	-	-	-	-	-	-	-	-	-	20.5	-	18.5	-	34.5	-	2.0	2.5	1.24	5.7
C15	-	-	-	-	-	-	-	-	-	-	-	27.2	-	-	-	33.2	1.5	1.8	1.02	3.5
C16	-	-	-	-	-	-	-	-	7.0	-	-	-	-	46.8	-	-	1.5	1.8	1.08	1.4
C17	-	-	-	-	-	-	-	-	-	-	-	-	-	-	-	-	-	-	-	-
C18	-	-	-	-	-	-	-	5.7	-	-	-	-	-	-	-	33.2	1.0	1.0	0.75	1.1
C19-20	-	-	-	-	-	-	-	-	-	-	10.2	-	-	-	-	-	0.5	0.5	0.51	1.7
C21	-	-	-	-	-	-	-	-	-	-	-	-	-	-	-	-	-	-	-	-
C22	-	-	-	-	-	5.6	-	-	-	-	-	-	-	23.4	-	-	1.0	1.2	0.83	-
C23-24	-	-	-	-	-	-	-	-	-	-	-	27.2	18.5	-	-	-	1.5	1.8	1.07	5.9
C25	-	-	-	-	-	-	-	-	-	-	-	-	-	-	-	-	-	-	-	-
C30-31	-	-	-	-	-	-	-	-	-	-	-	-	-	-	-	-	-	-	-	-
C32	-	-	-	-	-	-	-	-	7.0	7.6	10.2	13.6	-	23.4	-	-	2.5	2.6	1.20	6.2
C33-34	-	-	-	-	-	-	-	-	-	15.3	-	67.9	73.9	93.5	34.5	133.0	9.8	12.7	2.88	21.3
C37-38	-	-	-	-	-	-	-	-	-	-	-	-	-	-	-	-	-	-	-	-
C40-41	-	-	-	-	-	-	-	-	-	-	-	-	-	-	-	-	-	-	-	-
C43	-	-	-	-	-	-	-	-	-	-	-	-	-	-	-	-	-	-	-	-
C44	-	-	-	-	-	-	-	-	-	-	-	-	-	-	-	-	-	-	-	-
C45	-	-	-	-	-	-	-	-	-	-	-	-	-	-	-	-	-	-	-	-
C46	-	-	-	-	-	-	-	-	-	-	-	-	-	-	-	-	-	-	-	-
C47+C49	-	-	-	-	-	-	-	-	-	-	-	-	-	-	-	-	-	-	-	-
C50	-	-	-	-	-	-	-	-	-	-	-	-	-	-	-	-	-	-	-	-
C60	-	-	-	-	-	-	-	-	-	-	-	-	-	-	-	-	-	-	-	-
C61	-	-	-	-	-	-	-	-	-	-	-	-	-	23.4	-	66.5	1.5	2.0	1.17	-
C62	-	-	-	-	-	-	-	-	-	-	-	-	-	-	-	-	-	-	-	-
C63	-	-	-	-	-	-	-	-	-	-	-	-	-	-	-	-	-	-	-	-
C64	-	-	-	-	-	-	-	-	-	-	-	-	18.5	-	34.5	-	1.0	1.4	1.01	2.4
C65	-	-	-	-	-	-	-	-	-	-	-	-	-	-	-	-	-	-	-	-
C66	-	-	-	-	-	-	-	-	-	-	-	-	-	-	-	-	-	-	-	-
C67	-	-	-	-	-	-	-	-	-	-	-	-	-	-	-	-	-	-	-	-
C68	-	-	-	-	-	-	-	-	-	-	-	13.6	-	-	34.5	-	1.0	1.2	0.88	1.8
C69	-	-	-	-	-	-	-	-	-	-	-	-	-	-	-	-	-	-	-	-
C70-72	-	-	-	-	-	-	-	-	-	-	-	-	-	-	-	-	-	-	-	-
C73	-	-	-	-	-	-	-	-	-	-	-	-	-	-	-	-	-	-	-	-
C74	-	-	-	-	-	-	-	-	-	-	-	-	-	-	-	-	-	-	-	-
C77	-	-	-	-	-	-	-	-	7.0	-	-	-	-	-	-	-	0.5	0.4	0.42	1.4
C78	-	-	-	-	-	-	-	-	-	-	-	-	-	-	-	-	-	-	-	-
C79	-	-	-	-	-	-	-	-	-	-	-	-	-	-	-	-	-	-	-	-
C81	-	-	-	-	-	-	-	-	-	-	-	-	-	-	-	-	-	-	-	-
C82-85,C96	-	-	-	-	-	-	-	-	-	-	-	-	-	-	-	-	-	-	-	-
C90	-	-	-	-	-	-	-	-	-	-	-	-	-	-	-	-	-	-	-	-
C91	-	-	-	-	-	-	-	-	-	-	-	-	-	-	-	-	-	-	-	-
C92-94	-	-	-	-	-	-	-	-	-	-	-	-	-	-	-	-	-	-	-	-
C95	-	-	-	-	-	-	-	-	-	-	-	-	-	-	-	-	-	-	-	-
O&U	-	-	-	-	-	-	5.6	5.7	7.0	15.3	30.7	27.2	18.5	-	138.1	66.5	8.4	9.5	2.35	16.3
All	-	-	-	-	-	5.6	5.6	17.0	28.1	38.2	71.7	190.1	166.3	210.4	276.1	332.4	34.9	42.1	5.09	73.7

TABLE: SIT-8(b):
Average Annual Age Specific, Crude (CR), Age Adjusted (AAR) (with Standard Error(SE)) and
Truncated (35-64 Yrs) (TR) Mortality Rate per 100,000 population: 2005-2006 - Females
Silchar Town

ICD-10	0-4	5-9	10-14	15-19	20-24	25-29	30-34	35-39	40-44	45-49	50-54	55-59	60-64	65-69	70-74	>75	CR	AAR	SE	TR
C00	-	-	-	-	-	-	-	-	-	-	-	-	-	-	-	-	-	-	-	-
C01-02	-	-	-	-	-	-	-	-	-	-	-	-	-	-	-	-	-	-	-	-
C03-06	-	-	-	-	-	-	-	-	-	-	-	-	-	-	-	-	-	-	-	-
C07-8	-	-	-	-	-	-	-	-	-	-	-	-	-	-	-	-	-	-	-	-
C09	-	-	-	-	-	-	-	-	-	-	-	-	-	-	-	-	-	-	-	-
C10	-	-	-	-	-	-	-	-	-	-	-	-	-	-	-	-	-	-	-	-
C11	-	-	-	-	-	-	-	-	-	-	-	-	-	-	-	-	-	-	-	-
C12-13	-	-	-	-	-	-	-	-	-	-	-	-	22.4	-	-	-	0.5	0.7	0.67	-
C14	-	-	-	-	-	-	-	-	-	-	-	-	-	-	-	-	-	-	-	-
C15	-	-	-	-	-	-	-	-	-	12.5	16.8	-	-	31.6	28.6	-	2.0	2.5	1.25	4.2
C16	-	-	-	-	-	-	-	-	8.9	-	-	-	-	-	-	-	0.5	0.5	0.53	1.7
C17	-	-	-	-	-	-	-	-	-	-	-	-	-	-	-	-	-	-	-	-
C18	-	-	-	-	-	-	-	-	-	-	-	-	-	-	-	-	-	-	-	-
C19-20	-	-	-	-	-	-	-	-	-	-	-	20.1	-	-	-	-	0.5	0.8	0.81	2.6
C21	-	-	-	-	-	-	-	-	-	-	-	-	-	-	-	-	-	-	-	-
C22	-	-	-	-	-	-	-	-	-	-	-	-	-	-	-	-	-	-	-	-
C23-24	-	-	-	-	-	-	-	-	-	-	16.8	40.3	-	63.2	-	-	2.5	3.5	1.60	7.4
C25	-	-	-	-	-	-	-	-	-	-	-	-	-	-	-	-	-	-	-	-
C30-31	-	-	-	-	-	-	-	-	-	-	-	-	-	-	-	-	-	-	-	-
C32	-	-	-	-	-	-	-	-	-	-	-	-	22.4	-	-	-	0.5	0.7	0.67	-
C33-34	7.5	-	-	-	-	-	-	5.8	-	-	12.5	-	-	-	28.6	-	2.0	2.4	1.28	3.1
C37-38	-	-	-	-	-	-	-	-	-	-	-	-	-	-	-	-	-	-	-	-
C40-41	-	-	-	-	-	-	-	-	-	-	-	-	-	-	-	-	-	-	-	-
C43	-	-	-	-	-	-	-	-	-	-	-	-	-	-	-	-	-	-	-	-
C44	-	-	-	-	-	-	-	-	-	-	-	-	-	-	-	-	-	-	-	-
C45	-	-	-	-	-	-	-	-	-	-	-	-	-	-	-	-	-	-	-	-
C46	-	-	-	-	-	-	-	-	-	-	-	-	-	-	-	-	-	-	-	-
C47+C49	-	-	-	-	-	-	-	-	-	-	-	-	-	-	-	-	-	-	-	-
C50	-	-	-	-	-	-	-	-	17.8	-	-	-	-	-	-	-	1.0	1.1	0.75	3.4
C51	-	-	-	-	-	-	-	-	-	-	-	-	-	-	-	-	-	-	-	-
C52	-	-	-	-	-	-	-	-	-	-	-	-	-	-	-	-	-	-	-	-
C53	-	-	-	-	-	-	-	-	-	-	-	-	22.4	-	-	-	0.5	0.7	0.67	-
C54	-	-	-	-	-	-	-	-	-	-	-	-	-	-	-	-	-	-	-	-
C55	-	-	-	-	-	-	-	-	-	-	-	-	-	-	-	-	-	-	-	-
C56	-	-	-	-	-	-	-	-	-	-	-	-	-	-	-	-	-	-	-	-
C57	-	-	-	-	-	-	-	-	-	-	-	-	-	-	-	-	-	-	-	-
C58	-	-	-	-	-	-	-	-	-	-	-	-	-	-	-	-	-	-	-	-
C64	-	-	-	-	-	-	-	-	-	-	-	-	20.1	-	-	-	0.5	0.8	0.81	2.6
C65	-	-	-	-	-	-	-	-	-	-	-	-	-	-	-	-	-	-	-	-
C66	-	-	-	-	-	-	-	-	-	-	-	-	-	-	-	-	-	-	-	-
C67	-	-	-	-	-	-	-	-	-	-	-	-	-	-	-	-	-	-	-	-
C68	-	-	-	-	-	-	-	-	-	-	-	-	-	-	-	-	-	-	-	-
C69	-	-	-	-	-	-	-	-	-	-	-	-	-	-	-	-	-	-	-	-
C70-72	-	-	-	-	-	-	-	-	-	-	-	-	-	-	-	-	-	-	-	-
C73	-	-	-	-	-	-	-	-	-	-	-	-	-	-	-	-	-	-	-	-
C74	-	-	-	-	-	-	-	-	-	-	-	-	-	-	-	-	-	-	-	-
C77	-	-	-	-	-	-	-	-	-	-	-	-	-	-	-	-	-	-	-	-
C78	-	-	-	-	-	-	-	-	-	-	-	-	-	-	-	-	-	-	-	-
C79	-	-	-	-	-	-	-	-	-	-	-	-	-	-	-	-	-	-	-	-
C81	-	-	-	-	-	-	-	-	-	-	-	-	-	-	-	-	-	-	-	-
C82-85,C96	-	-	-	-	-	-	-	-	-	-	-	-	-	-	-	-	-	-	-	-
C90	-	-	-	-	-	-	-	-	-	-	-	-	-	-	-	-	-	-	-	-
C91	-	-	-	-	-	-	-	-	-	-	-	-	-	-	-	-	-	-	-	-
C92-94	-	-	-	-	-	-	-	-	-	-	-	-	-	-	-	-	-	-	-	-
C95	-	-	-	-	-	-	-	-	-	-	-	-	-	-	-	-	-	-	-	-
O&U	-	-	-	-	-	-	-	-	-	-	-	-	-	-	-	-	-	-	-	-
All	7.5	-	-	-	-	-	-	5.8	-	26.6	25.0	33.6	80.5	67.2	94.8	57.2	10.6	13.7	3.04	25.0

**TABLE: SIT-9(a): Cumulative Rate (Cu.Rate%) & Cumulative Risk (Cu.Risk) of Individual Sites (ICD-10) Based Age Specific Rates (from 0-64 Years and from 0-74 Years) : 2005-2006 - Males
Silchar Town**

ICD-10	Site	0 - 64 Years		0 - 74 Years	
		Cu. Rate %	Cu. Risk	Cu. Rate%	Cu. Risk
C00	Lip	-	-	-	-
C01-02	Tongue	0.29	0.29	0.41	0.41
C03-06	Mouth	0.25	0.25	0.37	0.37
C07-8	SalivaryGland	0.05	0.05	0.05	0.05
C09	Tonsil	0.23	0.23	0.52	0.52
C10	Oth. Oropharynx	0.07	0.07	0.07	0.07
C11	Nasopharynx	0.06	0.06	0.06	0.06
C12-13	Hypopharynx	0.42	0.42	1.06	1.05
C14	Pharynx Unspecified	0.31	0.31	0.49	0.49
C15	Oesophagus	0.41	0.41	0.52	0.52
C16	Stomach	0.04	0.04	0.56	0.56
C17	Small Intestine	-	-	-	-
C18	Colon	0.08	0.08	0.08	0.08
C19-20	Rectum	-	-	-	-
C21	Anus & Anal Canal	-	-	-	-
C22	Liver	0.03	0.03	0.03	0.03
C23-24	Gallbladder etc.	0.27	0.27	0.27	0.27
C25	Pancreas	-	-	-	-
C30-31	Nose, Sinuses etc.	-	-	-	-
C32	Larynx	0.46	0.46	0.75	0.75
C33-34	Lung etc.	1.29	1.28	2.45	2.42
C37-38	Other Thoracic Organs	0.05	0.05	0.05	0.05
C40-41	Bone	0.11	0.11	0.11	0.11
C43	Melanoma of Skin	-	-	-	-
C44	Other Skin	0.12	0.12	0.12	0.12
C45	Mesothelioma	-	-	-	-
C46	Kaposi Sarcoma	-	-	-	-
C47+C49	Conn. & Soft Tissue	-	-	-	-
C50	Breast	-	-	0.12	0.12
C60	Penis	0.10	0.10	0.10	0.10
C61	Prostate	-	-	0.12	0.12
C62	Testis	-	-	-	-
C63	Other Male Genital	-	-	-	-
C64	Kidneyetc.	0.09	0.09	0.09	0.09
C65	Renal Pelvis	-	-	-	-
C66	Ureter	-	-	-	-
C67	Bladder	0.04	0.04	0.21	0.21
C68	Uns.UrinaryOrgans	0.07	0.07	0.24	0.24
C69	Eye	-	-	-	-
C70-72	Brain,Nervous System	-	-	-	-
C73	Thyroid	0.09	0.09	0.26	0.26
C74	Adrenal Gland	-	-	-	-
C77	Sec Lymph Nodes	0.06	0.06	0.06	0.06
C78	Sec Resp& Digestive	-	-	-	-
C79	Sec Others	-	-	-	-
C81	Hodgkins Disease	-	-	-	-
C82-85,C96	NHL	-	-	-	-
C90	Multiple Myeloma	0.04	0.04	0.04	0.04
C91	Lymphoid Leuk.	0.03	0.03	0.03	0.03
C92-94	Myeloid Leukaemia	-	-	-	-
C95	Leukaemia Uns	-	-	-	-
O&U	Other and Uns	0.96	0.95	1.94	1.92
	All Sites	6.02	5.84	11.17	10.57

**TABLE: SIT-9(b): Cumulative Rate (Cu.Rate%) & Cumulative Risk (Cu.Risk) of Individual Sites (ICD-10) Based Age Specific Rates (from 0-64 Years and from 0-74 Years) : 2005-2006 - Females
Silchar Town**

ICD-10	Site	0 - 64 Years		0 - 74 Years	
		Cu. Rate %	Cu. Risk	Cu. Rate%	Cu. Risk
C00	Lip	-	-	-	-
C01-02	Tongue	0.06	0.06	0.29	0.29
C03-06	Mouth	-	-	0.11	0.11
C07-8	SalivaryGland	0.04	0.04	0.04	0.04
C09	Tonsil	-	-	-	-
C10	Oth. Oropharynx	-	-	-	-
C11	Nasopharynx	-	-	-	-
C12-13	Hypopharynx	0.10	0.10	0.32	0.32
C14	Pharynx Unspecified	-	-	-	-
C15	Oesophagus	0.58	0.58	1.01	1.00
C16	Stomach	0.15	0.14	0.15	0.14
C17	Small Intestine	-	-	-	-
C18	Colon	-	-	-	-
C19-20	Rectum	0.20	0.20	0.20	0.20
C21	Anus & Anal Canal	-	-	0.11	0.11
C22	Liver	-	-	-	-
C23-24	Gallbladder etc.	0.39	0.39	0.71	0.71
C25	Pancreas	-	-	-	-
C30-31	Nose, Sinuses etc.	-	-	-	-
C32	Larynx	0.06	0.06	0.06	0.06
C33-34	Lung etc.	0.13	0.13	0.13	0.13
C37-38	Other Thoracic Organs	-	-	-	-
C40-41	Bone	0.13	0.13	0.13	0.13
C43	Melanoma of Skin	-	-	-	-
C44	Other Skin	0.04	0.04	0.04	0.04
C45	Mesothelioma	-	-	-	-
C46	Kaposi Sarcoma	-	-	-	-
C47 + C49	Conn. & Soft Tissue	-	-	-	-
C50	Breast	0.54	0.54	0.65	0.65
C51	Vulva	-	-	-	-
C52	Vagina	-	-	-	-
C53	Cervix Uteri	1.16	1.16	1.28	1.27
C54	Corpus Uteri	0.04	0.04	0.04	0.04
C55	Uterus Unspecified	-	-	-	-
C56	Ovary etc.	0.07	0.07	0.07	0.07
C57	Other Female Genital	-	-	-	-
C58	Placenta	-	-	-	-
C64	Kidneyetc.	0.10	0.10	0.10	0.10
C65	Renal Pelvis	-	-	-	-
C66	Ureter	-	-	-	-
C67	Bladder	-	-	-	-
C68	Uns. Urinary Organs	-	-	-	-
C69	Eye	-	-	-	-
C70-72	Brain, Nervous System	0.04	0.04	0.04	0.04
C73	Thyroid	-	-	-	-
C74	Adrenal Gland	-	-	-	-
C77	Sec Lymph Nodes	-	-	-	-
C78	Sec Resp & Digestive	-	-	-	-
C79	Sec Others	-	-	-	-
C81	Hodgkins Disease	0.03	0.03	0.03	0.03
C82-85, C96	NHL	0.04	0.04	0.04	0.04
C90	Multiple Myeloma	-	-	-	-
C91	Lymphoid Leuk.	0.10	0.10	0.10	0.10
C92-94	Myeloid Leukaemia	-	-	-	-
C95	Leukaemia Uns	0.03	0.03	0.03	0.03
O&U	Other and Uns	0.39	0.39	0.39	0.39
	All Sites	4.44	4.34	6.08	5.89

POPULATION BASED CANCER REGISTRY, IMPHAL WEST DISTRICT

Regional Institute of Medical Sciences, Imphal

Dr. Y. Mohen Singh

Principal Investigator, Prof. and Head, Dept. of Pathology

Dr. Kaushik Debnath

Co-Investigator, Prof. Dept. of Pathology

INTRODUCTION

The Population Based Cancer Registry (PBCR), RIMS Imphal is functioning in the Dept. of Pathology, Regional Institute of Medical Sciences (RIMS) since 2003. It is one of the six Cancer Registries in Northeastern India functioning under National Cancer Registry Programme (NCRP) of the Indian Council of Medical Research (ICMR). Initially it covered the most populated district of Imphal West with an area of 519 Sq. Km and an estimated population 4,39,532. Now it covers the whole of state with total area of 22,327 Sq.Km and total population of 22,93,896 from 2005 onwards.

Collection of data began in Jan 2003. We include only those who has been staying within the registry area for at least a year prior to the first date of diagnosis which are usually confirmed either microscopically, clinically or radiology. We register all malignant neoplasm with morphological behavior code of '3' and '6' as defined by the 3rd edition of ICD-O according to the primary site and morphology.

Data collection, verification and management.

Registration of cancer cases is done by an active registration method. A weekly time table is chalked out among the three Social Investigators and visit the various sources of registration which includes all government as well as private hospitals, nursing homes, diagnostic laboratories etc. The frequency of visit is determined by the bed strength of the cancer patients being diagnosed and treated there, also on the number of proved cancer obtained from various laboratories. They meet the cancer patients or their attendants (may be family member or close relative) to elicit the required information by personally interviewing them. At RIMS, particularly at Radiotherapy Department, every patient registered there or their attendants are interviewed at their first presentation to the hospital and collect socio-demographic details. Later case records of these patients are obtained from the case file to extract information on clinical items such as method of diagnosis, site of cancer, stage of the disease, treatment details etc. And then the confirmed cases of cancer are entered in our registry and those yet to be confirmed are kept for

further follow up and verification through the concerned doctor in due course of time. Duplicate, range and consistency are checked manually and with the aid of computers from the database. These verified data is then sent both to the RMRC at Dibrugarh and NCRP at Bangalore.

Sources of Registration:

A list of main sources of registration along with its registration code is given in table 1. They include Department of Radiotherapy (both OPD and inward), Pathology (Histology/Cytology/Haematology), Radiodiagnosis, Medical Record and other Dept. of RIMS. Besides RIMS, there are also other government & private hospitals, nursing homes and diagnostic laboratories within our registry area. Still some of them are also outside our registry area, encountered only when they came for follow up at RIMS after being diagnosed and treated elsewhere.

Registry Staff (PBCR), Imphal

Dr. H. Satyajyoti Singh	:	Medical Research Officer
Dr. O. Bijaya Devi	:	Statistician
Mr. R.K. Budhibanta	:	Computer Programmer
Mr. L. Bhopendro Mangang	:	Social Investigator
Mr. Kh. Nabachandra Singh	:	Social Investigator
Mr. M. Surjit Meitei	:	Social Investigator

Cancer in North East India: Role of Tobacco and Pesticides, from 2005.

Ms. Reena Chanu	:	Lab. Tech.
Mrs. S. Ranjana Chanu	:	Social Investigator
Mrs. Th. Pravapati	:	Social Investigator

Figure IMP - 1

Population Pyramid showing Age Distribution: 2005-2006

Imphal West District

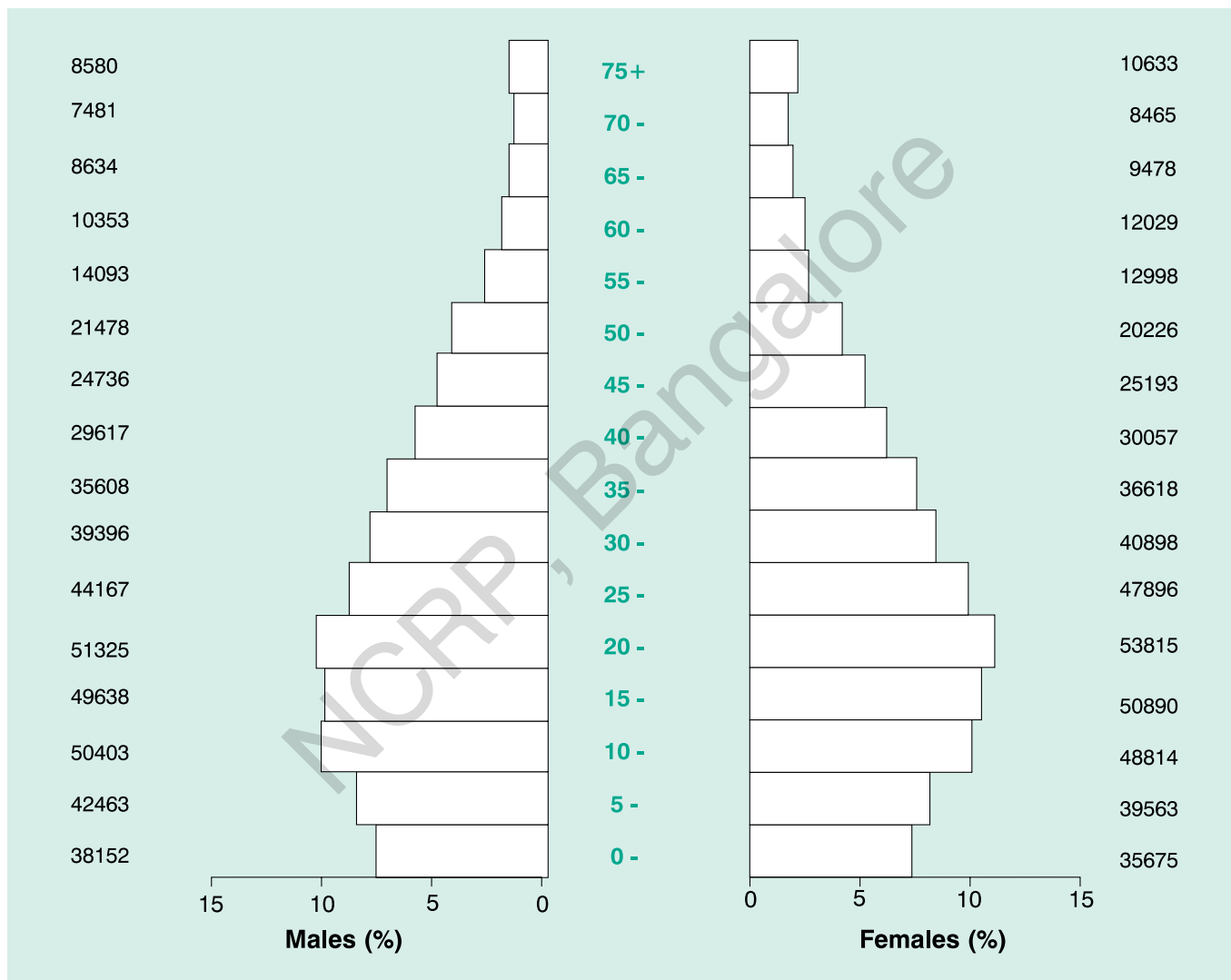


TABLE: IMP - 1

Population by Five Year Age Group and Gender: 2005-2006
Number and Relative Proportion (%)

Imphal West District

Age Group	MALES		FEMALES		TOTAL	
	Number	%	Number	%	Number	%
0-4	38152	8.01	35675	7.38	73828	7.70
5-9	42463	8.92	39563	8.19	82026	8.55
10-14	50403	10.59	48814	10.10	99217	10.34
15-19	49638	10.43	50890	10.53	100528	10.48
20-24	51325	10.78	53815	11.14	105140	10.96
25-29	44167	9.28	47896	9.91	92063	9.60
30-34	39396	8.27	40898	8.46	80294	8.37
35-39	35608	7.48	36618	7.58	72226	7.53
40-44	29617	6.22	30057	6.22	59675	6.22
45-49	24736	5.20	25193	5.21	49929	5.20
50-54	21478	4.51	20226	4.19	41704	4.35
55-59	14093	2.96	12998	2.69	27090	2.82
60-64	10353	2.17	12029	2.49	22382	2.33
65-69	8634	1.81	9478	1.96	18111	1.89
70-74	7481	1.57	8465	1.75	15945	1.66
75+	8580	1.80	10633	2.20	19213	2.00
Total	476122	100.00	483248	100.00	959371	100.00

TABLE : IMP- 2
Main Sources of Registration of Incident Cases of Cancer : 2005-2006
Imphal West District

Name of the Institution (Source Code)	Number	%
Babina Diagnostic Centre (002)	369	43.72
Regional Institute of Medical Sciences (001)	178	21.09
Shija Hospitals and Research Institute (003)	41	4.86
Mona Clinical Laboratory (006)	36	4.27
Aadarsh Clinical Laboratory (005)	33	3.91
Imphal Hospital and Research Centre (004)	33	3.91
Tata Memorial Hospital, Mumbai (028)	21	2.49
Eastern Diagnostic Centre (008)	17	2.01
Down Town Hospital (026)	8	0.95
Catholic Medical College, Vellore (029)	4	0.47
Dr. B. Barooah Cancer Institute, Guwahati (025)	4	0.47
Jawaharlal Nehru Hospital (007)	4	0.47
Langol View Laboratory (010)	3	0.36
All India Institute of Medical Sciences, N. Delhi (030)	2	0.24
Divine Clinic, Porampat (021)	2	0.24
Raj Polyclinic (011)	2	0.24
Saharia Path Lab. Guwahati (031)	2	0.24
Sapam Imaging Centre (017)	2	0.24
Others (999)	83	9.83
Total	844	100.00

The numbers and proportion listed are the minimum number of cases. Institutions could have registered / reported more cases, since duplicate registrations and non-resident/registry cases are not included.

**TABLE IMP-3 (a): Number of Incident Cancers by Five Year Age Group and Site (ICD-10):
2005-2006 – Males**

%= Relative Proportion of Cancers of All Sites.

Imphal West District

ICD-10	Site	0-4	5-9	10-14	15-19	20-24	25-29	30-34	35-39	40-44	45-49	50-54	55-59	60-64	65-69	70-74	75+	Unkn	Total	%
C00	Lip	-	-	-	-	-	-	-	-	1	-	-	-	-	-	-	-	-	1	0.25
C01-02	Tongue	-	-	-	-	-	1	-	-	1	4	3	1	3	-	-	2	-	15	3.72
C03-06	Mouth	-	-	-	-	-	-	1	-	1	-	-	1	3	-	-	4	-	10	2.48
C07-8	Salivary Gland	-	-	-	-	-	-	-	-	1	-	-	-	-	2	-	-	-	3	0.74
C09	Tonsil	-	-	-	-	-	-	-	-	-	1	1	-	-	1	3	2	-	8	1.99
C10	Oth. Oropharynx	-	-	-	-	-	-	-	-	-	-	-	-	-	-	-	-	-	-	-
C11	Nasopharynx	-	-	-	-	-	-	-	1	-	2	4	2	1	2	2	3	-	17	4.22
C12-13	Hypopharynx	-	-	-	-	-	-	-	-	-	-	-	1	-	-	2	-	-	3	0.74
C14	Pharynx Unspecified	-	-	-	-	-	-	-	-	-	-	-	-	1	-	-	-	-	1	0.25
C15	Oesophagus	-	-	-	-	-	-	-	-	-	3	6	4	2	4	6	1	-	26	6.45
C16	Stomach	-	-	-	-	-	1	-	-	-	2	4	9	5	7	2	7	-	37	9.18
C17	Small Intestine	-	-	-	-	-	-	-	-	-	-	-	-	-	-	-	-	-	-	-
C18	Colon	-	-	-	-	-	-	1	1	1	-	4	2	1	3	-	2	-	15	3.72
C19-20	Rectum	-	-	-	-	-	-	-	-	2	-	1	2	1	1	3	1	-	11	2.73
C21	Anus & Anal Canal	-	-	-	-	-	-	-	-	-	-	-	-	-	-	-	2	-	2	0.50
C22	Liver	-	-	-	-	-	-	1	-	1	1	1	4	-	2	1	5	-	16	3.97
C23-24	Gallbladder etc.	-	-	-	-	-	1	-	1	2	1	-	2	3	3	-	1	-	14	3.47
C25	Pancreas	-	-	-	-	-	-	-	-	-	-	-	1	1	-	-	-	-	2	0.50
C30-31	Nose, Sinuses etc.	-	-	-	-	-	-	-	-	-	-	-	-	-	-	-	-	-	-	-
C32	Larynx	-	-	-	-	-	-	-	-	-	1	3	1	2	1	2	6	-	16	3.97
C33-34	Lung etc.	-	-	-	-	-	-	-	1	4	3	7	13	7	9	17	23	-	84	20.84
C37-38	Other Thoracic Organs	-	-	-	-	-	-	-	-	1	-	-	-	-	-	-	-	-	1	0.25
C40-41	Bone	-	-	-	1	-	-	-	2	-	-	-	-	-	-	-	-	-	3	0.74
C43	Melanoma of Skin	-	-	-	-	-	-	-	-	-	-	-	-	-	-	-	-	-	-	-
C44	Other Skin	-	-	-	-	-	-	-	1	2	2	-	-	1	-	1	4	-	11	2.73
C45	Mesothelioma	-	-	-	-	-	-	-	-	-	-	-	-	-	-	-	-	-	-	-
C46	Kaposi Sarcoma	-	-	-	-	-	-	-	-	-	-	-	-	-	-	-	-	-	-	-
C47+C49	Conn. & Soft Tissue	-	-	-	-	-	-	1	2	1	1	-	-	-	-	-	-	-	5	1.24
C50	Breast	-	-	-	-	-	-	-	-	-	-	-	1	1	-	-	-	-	2	0.50
C60	Penis	-	-	-	-	-	-	-	-	1	-	5	1	1	-	5	-	-	13	3.23
C61	Prostate	-	-	-	-	-	-	-	-	-	-	-	-	-	-	2	4	-	6	1.49
C62	Testis	1	-	-	-	-	-	1	-	1	-	-	-	-	-	-	-	-	3	0.74
C63	Other Male Genital	-	-	-	-	-	-	-	-	-	-	-	-	-	-	-	-	-	-	-
C64	Kidney etc.	-	-	-	-	-	-	-	-	-	-	-	1	1	-	-	1	-	3	0.74
C65	Renal Pelvis	-	-	-	-	-	-	-	-	-	-	-	-	-	-	-	-	-	-	-
C66	Ureter	-	-	-	-	-	-	-	-	-	-	-	-	-	-	-	-	-	-	-
C67	Bladder	-	-	-	-	-	-	-	-	-	1	-	1	3	-	2	2	-	9	2.23
C68	Uns. Urinary Organs	-	-	-	-	-	-	-	-	-	-	-	-	-	-	-	-	-	-	-
C69	Eye	-	-	-	-	-	-	-	-	2	1	-	-	-	-	-	-	-	3	0.74
C70-72	Brain, Nervous System	-	-	-	-	-	-	1	-	-	2	1	-	-	-	-	1	-	5	1.24
C73	Thyroid	-	-	-	-	-	-	-	1	-	1	1	-	-	-	-	-	-	3	0.74
C74	Adrenal Gland	-	-	-	-	-	1	-	-	-	-	-	-	-	-	-	-	-	1	0.25
C77	Sec Lymph Nodes	-	-	-	-	-	-	-	-	-	-	-	-	-	1	-	-	-	1	0.25
C78	Sec Resp & Digestive	-	-	-	-	-	-	-	-	-	-	-	-	-	-	-	-	-	-	-
C79	Sec Others	-	-	-	-	-	-	-	-	-	-	-	-	-	-	-	-	-	-	-
C81	Hodgkins Disease	-	1	-	-	-	-	-	-	-	-	-	-	-	-	-	-	-	1	0.25
C82-85,C96	NHL	-	-	1	2	2	-	1	1	1	-	2	3	1	-	3	1	-	18	4.47
C90	Multiple Myeloma	-	-	-	-	-	-	-	-	-	-	-	1	-	-	1	-	-	2	0.50
C91	Lymphoid Leuk.	1	2	1	-	-	1	1	-	-	-	-	-	1	-	-	-	-	7	1.74
C92-94	Myeloid Leukaemia	1	1	-	-	1	1	-	2	1	1	1	-	-	-	1	2	-	12	2.98
C95	Leukaemia Uns	-	-	-	-	-	-	-	-	-	-	-	-	-	-	-	-	-	-	-
O&U	Other and Uns	-	-	-	-	1	-	-	-	-	-	3	2	1	1	2	3	-	13	3.23
	All Sites	3	4	2	3	4	6	8	13	24	27	47	53	40	37	55	77	-	403	100.00

**TABLE IMP-3 (b): Number of Incident Cancers by Five Year Age Group and Site (ICD-10):
2005-2006 – Females**

%= Relative Proportion of Cancers of All Sites.

Imphal West District

ICD-10	Site	0-4	5-9	10-14	15-19	20-24	25-29	30-34	35-39	40-44	45-49	50-54	55-59	60-64	65-69	70-74	75+	Unkn	Total	%
C00	Lip	-	-	-	-	-	-	-	-	-	-	-	-	-	-	-	-	-	-	-
C01-02	Tongue	-	-	-	-	-	-	-	-	-	-	2	1	-	3	1	1	-	8	1.53
C03-06	Mouth	-	-	-	-	-	1	-	-	-	-	-	1	-	-	-	-	-	2	0.38
C07-8	Salivary Gland	-	1	-	-	-	-	-	1	-	-	1	-	3	-	-	-	-	6	1.15
C09	Tonsil	-	-	-	-	-	-	-	-	-	-	-	-	-	-	-	1	-	1	0.19
C10	Oth. Oropharynx	-	-	-	-	-	-	-	-	-	-	-	-	-	-	-	-	-	-	-
C11	Nasopharynx	-	-	-	-	-	1	-	-	-	1	1	-	4	2	-	-	-	9	1.72
C12-13	Hypopharynx	-	-	-	-	-	-	-	-	-	-	-	-	-	-	-	-	-	-	-
C14	Pharynx Unspecified	-	-	-	-	-	-	-	-	-	-	-	-	-	-	-	1	-	1	0.19
C15	Oesophagus	-	-	-	-	-	-	-	-	-	1	1	2	3	2	2	5	-	16	3.07
C16	Stomach	-	-	-	-	-	1	-	-	1	2	1	-	4	5	-	1	-	15	2.87
C17	Small Intestine	-	-	-	-	-	-	-	-	-	-	-	-	-	-	1	-	-	1	0.19
C18	Colon	-	-	-	-	-	-	-	-	2	1	-	2	1	1	1	3	-	11	2.11
C19-20	Rectum	-	-	-	-	-	3	-	1	-	1	3	2	-	1	-	1	-	12	2.30
C21	Anus & Anal Canal	-	-	-	-	-	-	-	-	-	-	-	-	-	-	-	-	-	-	-
C22	Liver	-	-	-	-	-	-	-	-	1	1	-	1	-	1	-	-	-	4	0.77
C23-24	Gallbladder etc.	-	-	-	-	-	1	-	1	3	3	8	4	1	3	13	4	-	41	7.85
C25	Pancreas	-	-	-	-	-	-	-	-	-	-	1	1	-	-	1	-	-	3	0.57
C30-31	Nose, Sinuses etc.	-	-	-	-	-	-	-	-	-	-	1	-	-	-	-	-	-	1	0.19
C32	Larynx	-	-	-	-	-	1	-	-	-	1	-	1	1	1	-	3	-	8	1.53
C33-34	Lung etc.	-	-	-	-	-	-	-	4	-	2	9	7	7	10	15	17	-	71	13.60
C37-38	Other Thoracic Organs	-	-	-	-	-	-	-	-	-	-	-	-	-	-	-	-	-	-	-
C40-41	Bone	-	-	1	-	1	2	-	-	-	-	1	-	-	-	-	-	-	5	0.96
C43	Melanoma of Skin	-	-	-	-	-	-	-	-	-	-	-	-	-	-	-	-	-	-	-
C44	Other Skin	-	-	-	-	-	-	1	1	-	-	3	1	2	3	2	4	-	17	3.26
C45	Mesothelioma	-	-	-	-	-	-	-	-	-	-	-	-	-	-	-	-	-	-	-
C46	Kaposi Sarcoma	-	-	-	-	-	-	-	-	-	-	-	-	-	-	-	-	-	-	-
C47+C49	Conn. & Soft Tissue	-	-	-	-	-	-	1	-	1	-	-	-	1	-	-	1	-	4	0.77
C50	Breast	-	-	-	1	-	2	8	10	9	8	10	3	7	3	-	5	-	66	12.64
C51	Vulva	-	-	-	-	-	-	-	1	-	-	1	-	1	-	-	1	-	4	0.77
C52	Vagina	-	-	-	-	-	-	-	-	-	-	-	-	-	-	-	-	-	-	-
C53	Cervix Uteri	-	-	-	-	-	-	3	4	11	17	19	8	6	7	6	2	-	83	15.90
C54	Corpus Uteri	-	-	-	-	-	-	-	-	-	-	-	-	-	-	-	-	-	-	-
C55	Uterus Unspecified	-	-	-	-	-	-	-	1	-	-	-	-	-	-	-	-	-	1	0.19
C56	Ovary etc.	-	-	-	-	-	-	2	1	8	5	6	1	4	4	-	-	-	31	5.94
C57	Other Female Genital	-	-	-	-	-	-	-	-	-	-	-	-	-	-	-	-	-	-	-
C58	Placenta	-	-	-	1	1	-	-	-	-	-	1	-	-	-	-	-	-	3	0.57
C64	Kidney etc.	-	-	-	-	-	-	-	-	-	-	-	-	-	1	-	1	-	2	0.38
C65	Renal Pelvis	-	-	-	-	-	-	-	-	-	-	-	-	-	-	-	-	-	-	-
C66	Ureter	-	-	-	-	-	-	-	-	-	-	-	-	-	-	-	-	-	-	-
C67	Bladder	-	-	-	-	-	-	1	-	-	-	-	-	-	2	1	-	-	4	0.77
C68	Uns.Urinary Organs	-	-	-	-	-	-	-	-	-	-	-	-	-	-	-	-	-	-	-
C69	Eye	-	1	-	-	-	-	-	-	-	-	-	-	-	-	-	-	-	1	0.19
C70-72	Brain, Nervous System	-	-	-	-	1	-	-	-	-	-	1	-	-	-	-	-	-	2	0.38
C73	Thyroid	-	-	1	4	2	5	2	5	7	-	3	2	2	1	2	1	-	37	7.09
C74	Adrenal Gland	-	-	-	-	-	-	-	-	-	-	-	-	-	-	-	-	-	-	-
C77	Sec Lymph Nodes	-	-	-	1	-	1	-	1	-	-	-	-	-	1	-	-	-	4	0.77
C78	Sec Resp & Digestive	-	-	-	-	-	-	-	-	-	-	-	-	-	-	-	-	-	-	-
C79	Sec Others	-	-	-	-	-	-	-	-	-	-	-	-	-	-	-	-	-	-	-
C81	Hodgkins Disease	-	-	-	-	-	-	1	-	-	-	-	-	-	-	-	1	-	2	0.38
C82-85,C96	NHL	-	1	-	-	1	-	-	1	2	2	1	1	-	1	-	-	-	10	1.92
C90	Multiple Myeloma	-	-	-	-	-	-	-	-	-	-	-	-	1	1	-	3	-	5	0.96
C91	Lymphoid Leuk.	2	1	-	-	-	-	-	-	-	1	-	-	-	-	-	-	-	4	0.77
C92-94	Myeloid Leukaemia	-	-	3	1	-	1	1	1	1	-	-	1	-	-	-	-	-	9	1.72
C95	Leukaemia Uns	-	-	-	-	-	-	-	-	-	-	-	-	-	-	-	-	-	-	-
O&U	Other and Uns	-	-	-	-	-	-	-	5	2	-	3	-	2	1	4	1	-	18	3.45
	All Sites	2	4	5	8	6	19	20	38	48	46	77	39	50	54	49	57	-	522	100.00

TABLE: IMP-4(a):
Average Annual Age Specific, Crude (CR), Age Adjusted (AAR) (with Standard Error(SE)) and
Truncated (35-64 yrs) (TR) Incidence Rate per 100,000 population: 2005-2006 - Males
Imphal West District

ICD-10	0-4	5-9	10-14	15-19	20-24	25-29	30-34	35-39	40-44	45-49	50-54	55-59	60-64	65-69	70-74	>75	CR	AAR	SE	TR
C00	-	-	-	-	-	-	-	-	3.4	-	-	-	-	-	-	-	0.2	0.2	0.20	0.7
C01-02	-	-	-	-	-	2.3	-	-	3.4	16.2	14.0	7.1	29.0	-	-	23.3	3.2	4.0	1.05	10.7
C03-06	-	-	-	-	-	-	2.5	-	3.4	-	-	7.1	29.0	-	-	46.6	2.1	2.7	0.90	5.3
C07-8	-	-	-	-	-	-	-	-	3.4	-	-	-	-	23.2	-	-	0.6	0.9	0.53	0.7
C09	-	-	-	-	-	-	-	-	-	4.0	4.7	-	-	11.6	40.1	23.3	1.7	2.1	0.75	1.5
C10	-	-	-	-	-	-	-	-	-	-	-	-	-	-	-	-	-	-	-	-
C11	-	-	-	-	-	-	-	2.8	-	8.1	18.6	14.2	9.7	23.2	26.7	35.0	3.6	4.5	1.10	8.2
C12-13	-	-	-	-	-	-	-	-	-	-	-	7.1	-	-	26.7	-	0.6	0.8	0.47	0.9
C14	-	-	-	-	-	-	-	-	-	-	-	-	9.7	-	-	-	0.2	0.4	0.39	1.2
C15	-	-	-	-	-	-	-	-	-	12.1	27.9	28.4	19.3	46.3	80.2	11.7	5.5	7.3	1.44	13.0
C16	-	-	-	-	-	2.3	-	-	-	8.1	18.6	63.9	48.3	81.1	26.7	81.6	7.8	10.7	1.79	19.0
C17	-	-	-	-	-	-	-	-	-	-	-	-	-	-	-	-	-	-	-	-
C18	-	-	-	-	-	-	2.5	2.8	3.4	-	18.6	14.2	9.7	34.7	-	23.3	3.2	3.9	1.04	7.3
C19-20	-	-	-	-	-	-	-	-	6.8	-	4.7	14.2	9.7	11.6	40.1	11.7	2.3	3.0	0.91	5.1
C21	-	-	-	-	-	-	-	-	-	-	-	-	-	-	-	23.3	0.4	0.5	0.33	-
C22	-	-	-	-	-	-	2.5	-	3.4	4.0	4.7	28.4	-	23.2	13.4	58.3	3.4	4.1	1.04	5.8
C23-24	-	-	-	-	-	2.3	-	2.8	6.8	4.0	-	14.2	29.0	34.7	-	11.7	2.9	4.0	1.11	8.2
C25	-	-	-	-	-	-	-	-	-	-	-	7.1	9.7	-	-	-	0.4	0.7	0.48	2.2
C30-31	-	-	-	-	-	-	-	-	-	-	-	-	-	-	-	-	-	-	-	-
C32	-	-	-	-	-	-	-	-	-	4.0	14.0	7.1	19.3	11.6	26.7	69.9	3.4	4.3	1.09	6.4
C33-34	-	-	-	-	-	-	-	2.8	13.5	12.1	32.6	92.2	67.6	104.2	227.2	268.1	17.6	22.8	2.53	31.4
C37-38	-	-	-	-	-	-	-	-	3.4	-	-	-	-	-	-	-	0.2	0.2	0.20	0.7
C40-41	-	-	-	2.0	-	-	-	5.6	-	-	-	-	-	-	-	-	0.6	0.5	0.30	1.1
C43	-	-	-	-	-	-	-	-	-	-	-	-	-	-	-	-	-	-	-	-
C44	-	-	-	-	-	-	-	2.8	6.8	8.1	-	-	9.7	-	13.4	46.6	2.3	2.6	0.82	4.7
C45	-	-	-	-	-	-	-	-	-	-	-	-	-	-	-	-	-	-	-	-
C46	-	-	-	-	-	-	-	-	-	-	-	-	-	-	-	-	-	-	-	-
C47+C49	-	-	-	-	-	-	2.5	5.6	3.4	4.0	-	-	-	-	-	-	1.1	0.9	0.42	2.5
C50	-	-	-	-	-	-	-	-	-	-	-	7.1	9.7	-	-	-	0.4	0.7	0.48	2.2
C60	-	-	-	-	-	-	-	-	3.4	-	23.3	7.1	9.7	-	66.8	-	2.7	3.4	0.95	6.6
C61	-	-	-	-	-	-	-	-	-	-	-	-	-	-	26.7	46.6	1.3	1.5	0.60	-
C62	2.6	-	-	-	-	-	2.5	-	3.4	-	-	-	-	-	-	-	0.6	0.7	0.40	0.7
C63	-	-	-	-	-	-	-	-	-	-	-	-	-	-	-	-	-	-	-	-
C64	-	-	-	-	-	-	-	-	-	-	-	7.1	9.7	-	-	11.7	0.6	0.9	0.53	2.2
C65	-	-	-	-	-	-	-	-	-	-	-	-	-	-	-	-	-	-	-	-
C66	-	-	-	-	-	-	-	-	-	-	-	-	-	-	-	-	-	-	-	-
C67	-	-	-	-	-	-	-	-	-	4.0	-	7.1	29.0	-	26.7	23.3	1.9	2.7	0.92	5.4
C68	-	-	-	-	-	-	-	-	-	-	-	-	-	-	-	-	-	-	-	-
C69	-	-	-	-	-	-	-	-	6.8	4.0	-	-	-	-	-	-	0.6	0.6	0.38	2.1
C70-72	-	-	-	-	-	-	2.5	-	-	8.1	4.7	-	-	-	-	11.7	1.1	1.1	0.50	2.3
C73	-	-	-	-	-	-	-	2.8	-	4.0	4.7	-	-	-	-	-	0.6	0.6	0.38	2.1
C74	-	-	-	-	-	2.3	-	-	-	-	-	-	-	-	-	-	0.2	0.2	0.18	-
C77	-	-	-	-	-	-	-	-	-	-	-	-	-	11.6	-	-	0.2	0.3	0.35	-
C78	-	-	-	-	-	-	-	-	-	-	-	-	-	-	-	-	-	-	-	-
C79	-	-	-	-	-	-	-	-	-	-	-	-	-	-	-	-	-	-	-	-
C81	-	2.4	-	-	-	-	-	-	-	-	-	-	-	-	-	-	0.2	0.2	0.24	-
C82-85,C96	-	-	2.0	4.0	3.9	-	2.5	2.8	3.4	-	9.3	21.3	9.7	-	40.1	11.7	3.8	4.1	1.00	6.7
C90	-	-	-	-	-	-	-	-	-	-	-	7.1	-	-	13.4	-	0.4	0.6	0.39	0.9
C91	2.6	4.7	2.0	-	-	2.3	2.5	-	-	-	-	-	9.7	-	-	-	1.5	1.7	0.67	1.2
C92-94	2.6	2.4	-	-	1.9	2.3	-	5.6	3.4	4.0	4.7	-	-	-	13.4	23.3	2.5	2.6	0.78	3.3
C95	-	-	-	-	-	-	-	-	-	-	-	-	-	-	-	-	-	-	-	-
O&U	-	-	-	-	1.9	-	-	-	-	-	14.0	14.2	9.7	11.6	26.7	35.0	2.7	3.4	0.96	5.3
All	7.9	9.4	4.0	6.0	7.8	13.6	20.3	36.5	81.0	109.2	218.8	376.1	386.4	428.5	735.2	897.4	84.6	106.3	5.42	177.6

TABLE: IMP-4(b):
Average Annual Age Specific, Crude (CR), Age Adjusted (AAR) (with Standard Error(SE)) and
Truncated (35-64 yrs) (TR) Incidence Rate per 100,000 population: 2005-2006 - Females
Imphal West District

ICD-10	0-4	5-9	10-14	15-19	20-24	25-29	30-34	35-39	40-44	45-49	50-54	55-59	60-64	65-69	70-74	>75	CR	AAR	SE	TR
C00	-	-	-	-	-	-	-	-	-	-	-	-	-	-	-	-	-	-	-	-
C01-02	-	-	-	-	-	-	-	-	-	-	9.9	7.7	-	31.7	11.8	9.4	1.7	2.2	0.78	2.6
C03-06	-	-	-	-	-	2.1	-	-	-	-	-	7.7	-	-	-	-	0.4	0.5	0.35	1.0
C07-8	-	2.5	-	-	-	-	-	2.7	-	-	4.9	-	24.9	-	-	-	1.2	1.7	0.70	4.5
C09	-	-	-	-	-	-	-	-	-	-	-	-	-	-	-	9.4	0.2	0.2	0.19	-
C10	-	-	-	-	-	-	-	-	-	-	-	-	-	-	-	-	-	-	-	-
C11	-	-	-	-	-	2.1	-	-	-	4.0	4.9	-	33.3	21.1	-	-	1.9	2.6	0.89	5.9
C12-13	-	-	-	-	-	-	-	-	-	-	-	-	-	-	-	-	-	-	-	-
C14	-	-	-	-	-	-	-	-	-	-	-	-	-	-	-	9.4	0.2	0.2	0.19	-
C15	-	-	-	-	-	-	-	-	-	4.0	4.9	15.4	24.9	21.1	23.6	47.0	3.3	4.1	1.06	6.8
C16	-	-	-	-	-	2.1	-	-	3.3	7.9	4.9	-	33.3	52.8	-	9.4	3.1	4.2	1.10	7.3
C17	-	-	-	-	-	-	-	-	-	-	-	-	-	-	11.8	-	0.2	0.2	0.24	-
C18	-	-	-	-	-	-	-	-	6.7	4.0	-	15.4	8.3	10.6	11.8	28.2	2.3	2.7	0.84	5.1
C19-20	-	-	-	-	-	6.3	-	2.7	-	4.0	14.8	15.4	-	10.6	-	9.4	2.5	2.8	0.82	5.7
C21	-	-	-	-	-	-	-	-	-	-	-	-	-	-	-	-	-	-	-	-
C22	-	-	-	-	-	-	-	-	3.3	4.0	-	7.7	-	10.6	-	-	0.8	1.1	0.54	2.4
C23-24	-	-	-	-	-	2.1	-	2.7	10.0	11.9	39.6	30.8	8.3	31.7	153.6	37.6	8.5	10.0	1.58	16.2
C25	-	-	-	-	-	-	-	-	-	-	4.9	7.7	-	-	11.8	-	0.6	0.8	0.46	1.8
C30-31	-	-	-	-	-	-	-	-	-	-	4.9	-	-	-	-	-	0.2	0.2	0.25	0.8
C32	-	-	-	-	-	2.1	-	-	-	4.0	-	7.7	8.3	10.6	-	28.2	1.7	1.9	0.70	2.8
C33-34	-	-	-	-	-	-	-	10.9	-	7.9	44.5	53.9	58.2	105.5	177.2	159.9	14.7	17.7	2.16	25.3
C37-38	-	-	-	-	-	-	-	-	-	-	-	-	-	-	-	-	-	-	-	-
C40-41	-	-	2.0	-	1.9	4.2	-	-	-	-	4.9	-	-	-	-	-	1.0	0.9	0.42	0.8
C43	-	-	-	-	-	-	-	-	-	-	-	-	-	-	-	-	-	-	-	-
C44	-	-	-	-	-	-	2.4	2.7	-	-	14.8	7.7	16.6	31.7	23.6	37.6	3.5	4.2	1.05	6.1
C45	-	-	-	-	-	-	-	-	-	-	-	-	-	-	-	-	-	-	-	-
C46	-	-	-	-	-	-	-	-	-	-	-	-	-	-	-	-	-	-	-	-
C47+C49	-	-	-	-	-	-	2.4	-	3.3	-	-	-	8.3	-	-	9.4	0.8	0.9	0.46	1.7
C50	-	-	-	2.0	-	4.2	19.6	27.3	29.9	31.8	49.4	23.1	58.2	31.7	-	47.0	13.7	14.6	1.87	35.7
C51	-	-	-	-	-	-	-	2.7	-	-	4.9	-	8.3	-	-	9.4	0.8	0.9	0.48	2.4
C52	-	-	-	-	-	-	-	-	-	-	-	-	-	-	-	-	-	-	-	-
C53	-	-	-	-	-	-	7.3	10.9	36.6	67.5	93.9	61.5	49.9	73.9	70.9	18.8	17.2	20.5	2.29	51.8
C54	-	-	-	-	-	-	-	-	-	-	-	-	-	-	-	-	-	-	-	-
C55	-	-	-	-	-	-	-	2.7	-	-	-	-	-	-	-	-	0.2	0.2	0.16	0.5
C56	-	-	-	-	-	-	4.9	2.7	26.6	19.8	29.7	7.7	33.3	42.2	-	-	6.4	7.6	1.41	19.6
C57	-	-	-	-	-	-	-	-	-	-	-	-	-	-	-	-	-	-	-	-
C58	-	-	-	2.0	1.9	-	-	-	-	-	4.9	-	-	-	-	-	0.6	0.6	0.34	0.8
C64	-	-	-	-	-	-	-	-	-	-	-	-	-	10.6	-	9.4	0.4	0.5	0.37	-
C65	-	-	-	-	-	-	-	-	-	-	-	-	-	-	-	-	-	-	-	-
C66	-	-	-	-	-	-	-	-	-	-	-	-	-	-	-	-	-	-	-	-
C67	-	-	-	-	-	-	2.4	-	-	-	-	-	-	21.1	11.8	-	0.8	1.0	0.53	-
C68	-	-	-	-	-	-	-	-	-	-	-	-	-	-	-	-	-	-	-	-
C69	-	2.5	-	-	-	-	-	-	-	-	-	-	-	-	-	-	0.2	0.3	0.25	-
C70-72	-	-	-	-	1.9	-	-	-	-	-	4.9	-	-	-	-	-	0.4	0.4	0.29	0.8
C73	-	-	2.0	7.9	3.7	10.4	4.9	13.7	23.3	-	14.8	15.4	16.6	10.6	23.6	9.4	7.7	7.5	1.28	13.7
C74	-	-	-	-	-	-	-	-	-	-	-	-	-	-	-	-	-	-	-	-
C77	-	-	-	2.0	-	2.1	-	2.7	-	-	-	-	-	10.6	-	-	0.8	0.8	0.43	0.5
C78	-	-	-	-	-	-	-	-	-	-	-	-	-	-	-	-	-	-	-	-
C79	-	-	-	-	-	-	-	-	-	-	-	-	-	-	-	-	-	-	-	-
C81	-	-	-	-	-	-	2.4	-	-	-	-	-	-	-	-	9.4	0.4	0.3	0.24	-
C82-85,C96	-	2.5	-	-	1.9	-	-	2.7	6.7	7.9	4.9	7.7	-	10.6	-	-	2.1	2.3	0.75	5.1
C90	-	-	-	-	-	-	-	-	-	-	-	-	8.3	10.6	-	28.2	1.0	1.2	0.56	1.1
C91	5.6	2.5	-	-	-	-	-	-	-	4.0	-	-	-	-	-	-	0.8	1.2	0.59	0.8
C92-94	-	-	6.1	2.0	-	2.1	2.4	2.7	3.3	-	-	7.7	-	-	-	-	1.9	1.7	0.59	2.2
C95	-	-	-	-	-	-	-	-	-	-	-	-	-	-	-	-	-	-	-	-
O&U	-	-	-	-	-	-	-	13.7	6.7	-	14.8	-	16.6	10.6	47.3	9.4	3.7	4.1	0.99	8.5
All	5.6	10.1	10.2	15.7	11.1	39.7	48.9	103.8	159.7	182.6	380.7	300.0	415.7	569.8	578.9	536.1	108.0	124.8	5.61	240.1

**TABLE: IMP-5(a): Number (#) and Proportion (%) of Cancers by Site (ICD-10) and Method of Diagnosis: 2005-2006 - Males
Imphal West District**

ICD-10	Site	Microscopic		X-Ray / imaging		Clinical		Others		D.C.O		Total	
		#	%	#	%	#	%	#	%	#	%	#	%
C00	Lip	1	100.	-	-	-	-	-	-	-	-	1	100.0
C01-02	Tongue	15	100.	-	-	-	-	-	-	-	-	15	100.0
C03-06	Mouth	10	100.	-	-	-	-	-	-	-	-	10	100.0
C07-8	Salivary Gland	3	100.	-	-	-	-	-	-	-	-	3	100.0
C09	Tonsil	8	100.	-	-	-	-	-	-	-	-	8	100.0
C10	Oth. Oropharynx	-	-	-	-	-	-	-	-	-	-	-	-
C11	Nasopharynx	17	100.	-	-	-	-	-	-	-	-	17	100.0
C12-13	Hypopharynx	3	100.	-	-	-	-	-	-	-	-	3	100.0
C14	Pharynx Unspecified	1	100.	-	-	-	-	-	-	-	-	1	100.0
C15	Oesophagus	25	96.2	-	-	-	-	1	3.8	-	-	26	100.0
C16	Stomach	36	97.3	-	-	-	-	1	2.7	-	-	37	100.0
C17	Small Intestine	-	-	-	-	-	-	-	-	-	-	-	-
C18	Colon	15	100.	-	-	-	-	-	-	-	-	15	100.0
C19-20	Rectum	11	100.	-	-	-	-	-	-	-	-	11	100.0
C21	Anus & Anal Canal	2	100.	-	-	-	-	-	-	-	-	2	100.0
C22	Liver	14	87.5	-	-	-	-	1	6.3	1	6.3	16	100.0
C23-24	Gallbladder etc.	12	85.7	1	7.1	-	-	1	7.1	-	-	14	100.0
C25	Pancreas	1	50.0	1	50.0	-	-	-	-	-	-	2	100.0
C30-31	Nose, Sinuses etc.	-	-	-	-	-	-	-	-	-	-	-	-
C32	Larynx	16	100.	-	-	-	-	-	-	-	-	16	100.0
C33-34	Lung etc.	78	92.9	6	7.1	-	-	-	-	-	-	84	100.0
C37-38	Other Thoracic	1	100.	-	-	-	-	-	-	-	-	1	100.0
C40-41	Bone	3	100.	-	-	-	-	-	-	-	-	3	100.0
C43	Melanoma of Skin	-	-	-	-	-	-	-	-	-	-	-	-
C44	Other Skin	11	100.	-	-	-	-	-	-	-	-	11	100.0
C45	Mesothelioma	-	-	-	-	-	-	-	-	-	-	-	-
C46	Kaposi Sarcoma	-	-	-	-	-	-	-	-	-	-	-	-
C47+C49	Conn. & Soft Tissue	5	100.	-	-	-	-	-	-	-	-	5	100.0
C50	Breast	2	100.	-	-	-	-	-	-	-	-	2	100.0
C60	Penis	13	100.	-	-	-	-	-	-	-	-	13	100.0
C61	Prostate	6	100.	-	-	-	-	-	-	-	-	6	100.0
C62	Testis	3	100.	-	-	-	-	-	-	-	-	3	100.0
C63	Other Male Genital	-	-	-	-	-	-	-	-	-	-	-	-
C64	Kidney etc.	3	100.	-	-	-	-	-	-	-	-	3	100.0
C65	Renal Pelvis	-	-	-	-	-	-	-	-	-	-	-	-
C66	Ureter	-	-	-	-	-	-	-	-	-	-	-	-
C67	Bladder	8	88.9	-	-	-	-	1	11.1	-	-	9	100.0
C68	Uns.Urinary Organs	-	-	-	-	-	-	-	-	-	-	-	-
C69	Eye	3	100.	-	-	-	-	-	-	-	-	3	100.0
C70-72	Brain, Nervous	3	60.0	2	40.0	-	-	-	-	-	-	5	100.0
C73	Thyroid	3	100.	-	-	-	-	-	-	-	-	3	100.0
C74	Adrenal Gland	1	100.	-	-	-	-	-	-	-	-	1	100.0
C77	Sec Lymph Nodes	1	100.	-	-	-	-	-	-	-	-	1	100.0
C78	Sec Resp	&	-	-	-	-	-	-	-	-	-	-	--
C79	Sec Others	-	-	-	-	-	-	-	-	-	-	-	-
C81	Hodgkins Disease	1	100.	-	-	-	-	-	-	-	-	1	100.0
C82-85,C96	NHL	18	100.	-	-	-	-	-	-	-	-	18	100.0
C90	Multiple Myeloma	2	100.	-	-	-	-	-	-	-	-	2	100.0
C91	Lymphoid Leuk.	7	100.	-	-	-	-	-	-	-	-	7	100.0
C92-94	Myeloid Leukaemia	12	100.	-	-	-	-	-	-	-	-	12	100.0
C95	Leukaemia Uns	-	-	-	-	-	-	-	-	-	-	-	-
O&U	Other and Uns	11	84.6	2	15.4	-	-	-	-	-	-	13	100.0
	All sites	385	95.5	12	3.0	-	-	5	1.2	1	0.2	403	100.0

**TABLE: IMP-5(b): Number (#) and Proportion (%) of Cancers by Site (ICD-10) and Method of Diagnosis : 2005-2006 - Females
Imphal West District**

ICD-10	Site	Microscopic		X-Ray/imaging		Clinical		Others		D.C.O		Total	
		#	%	#	%	#	%	#	%	#	%	#	%
C00	Lip	-	-	-	-	-	-	-	-	-	-	-	-
C01-02	Tongue	8	100.	-	-	-	-	-	-	-	-	8	100.0
C03-06	Mouth	2	100.	-	-	-	-	-	-	-	-	2	100.0
C07-8	Salivary Gland	6	100.	-	-	-	-	-	-	-	-	6	100.0
C09	Tonsil	1	100.	-	-	-	-	-	-	-	-	1	100.0
C10	Oth. Oropharynx	-	-	-	-	-	-	-	-	-	-	-	-
C11	Nasopharynx	8	88.9	1	11.1	-	-	-	-	-	-	9	100.0
C12-13	Hypopharynx	-	-	-	-	-	-	-	-	-	-	-	-
C14	Pharynx Unspecified	-	-	-	-	-	-	-	-	1	100.0	1	100.0
C15	Oesophagus	15	93.8	1	6.3	-	-	-	-	-	-	16	100.0
C16	Stomach	15	100.	-	-	-	-	-	-	-	-	15	100.0
C17	Small Intestine	1	100.	-	-	-	-	-	-	-	-	1	100.0
C18	Colon	11	100.	-	-	-	-	-	-	-	-	11	100.0
C19-20	Rectum	12	100.	-	-	-	-	-	-	-	-	12	100.0
C21	Anus & Anal Canal	-	-	-	-	-	-	-	-	-	-	-	-
C22	Liver	3	75.0	-	-	-	-	1	25.0	-	-	4	100.0
C23-24	Gallbladder etc.	38	92.7	2	4.9	-	-	1	2.4	-	-	41	100.0
C25	Pancreas	3	100.	-	-	-	-	-	-	-	-	3	100.0
C30-31	Nose, Sinuses etc.	1	100.	-	-	-	-	-	-	-	-	1	100.0
C32	Larynx	8	100.	-	-	-	-	-	-	-	-	8	100.0
C33-34	Lung etc.	61	85.9	8	11.3	1	1.4	-	-	1	1.4	71	100.0
C37-38	Other Thoracic	-	-	-	-	-	-	-	-	-	-	-	-
C40-41	Bone	5	100.	-	-	-	-	-	-	-	-	5	100.0
C43	Melanoma of Skin	-	-	-	-	-	-	-	-	-	-	-	-
C44	Other Skin	17	100.	-	-	-	-	-	-	-	-	17	100.0
C45	Mesothelioma	-	-	-	-	-	-	-	-	-	-	-	-
C46	Kaposi Sarcoma	-	-	-	-	-	-	-	-	-	-	-	-
C47+C49	Conn. & Soft Tissue	4	100.	-	-	-	-	-	-	-	-	4	100.0
C50	Breast	66	100.	-	-	-	-	-	-	-	-	66	100.0
C51	Vulva	4	100.	-	-	-	-	-	-	-	-	4	100.0
C52	Vagina	-	-	-	-	-	-	-	-	-	-	-	-
C53	Cervix Uteri	82	98.8	-	-	1	1.2	-	-	-	-	83	100.0
C54	Corpus Uteri	-	-	-	-	-	-	-	-	-	-	-	-
C55	Uterus Unspecified	1	100.	-	-	-	-	-	-	-	-	1	100.0
C56	Ovary etc.	30	96.8	-	-	-	-	1	3.2	-	-	31	100.0
C57	Other Female	-	-	-	-	-	-	-	-	-	-	-	-
C58	Placenta	2	66.7	-	-	-	-	1	33.3	-	-	3	100.0
C64	Kidney etc.	2	100.	-	-	-	-	-	-	-	-	2	100.0
C65	Renal Pelvis	-	-	-	-	-	-	-	-	-	-	-	-
C66	Ureter	-	-	-	-	-	-	-	-	-	-	-	-
C67	Bladder	4	100.	-	-	-	-	-	-	-	-	4	100.0
C68	Uns.Urinary Organs	-	-	-	-	-	-	-	-	-	-	-	-
C69	Eye	1	100.	-	-	-	-	-	-	-	-	1	100.0
C70-72	Brain, Nervous	1	50.0	1	50.0	-	-	-	-	-	-	2	100.0
C73	Thyroid	37	100.	-	-	-	-	-	-	-	-	37	100.0
C74	Adrenal Gland	-	-	-	-	-	-	-	-	-	-	-	-
C77	Sec Lymph Nodes	4	100.	-	-	-	-	-	-	-	-	4	100.0
C78	Sec Resp	&	-	-	-	-	-	-	-	-	-	-	--
C79	Sec Others	-	-	-	-	-	-	-	-	-	-	-	-
C81	Hodgkins Disease	2	100.	-	-	-	-	-	-	-	-	2	100.0
C82-85,C96	NHL	10	100.	-	-	-	-	-	-	-	-	10	100.0
C90	Multiple Myeloma	5	100.	-	-	-	-	-	-	-	-	5	100.0
C91	Lymphoid Leuk.	4	100.	-	-	-	-	-	-	-	-	4	100.0
C92-94	Myeloid Leukaemia	9	100.	-	-	-	-	-	-	-	-	9	100.0
C95	Leukaemia	Uns	-	-	-	-	-	-	-	-	-	-	--
O&U	Other and Uns	16	88.9	2	11.1	-	-	-	-	-	-	18	100.0
	All Sites	499	95.6	15	2.9	2	0.4	4	0.8	2	0.4	522	100.0

TABLE: IMP-6(a): Number (#) and Proportion (%) of Cancers by Site (ICD-10) and Detailed Microscopic Diagnosis, 2005-2006 - Males : Imphal West District

ICD-10	Site	Pri. Hist		Sec. Hist		Cytology		Blood Film		Bone Marrow		Others		Total	
		#	%	#	%	#	%	#	%	#	%	#	%	#	%
C00	Lip	1	100.0	-	-	-	-	-	-	-	-	-	-	1	100.0
C01-02	Tongue	10	66.7	-	-	5	33.3	-	-	-	-	-	-	15	100.0
C03-06	Mouth	6	60.0	-	-	4	40.0	-	-	-	-	-	-	10	100.0
C07-8	Salivary Gland	2	66.7	-	-	1	33.3	-	-	-	-	-	-	3	100.0
C09	Tonsil	5	62.5	-	-	3	37.5	-	-	-	-	-	-	8	100.0
C10	Oth. Oropharynx	-	-	-	-	-	-	-	-	-	-	-	-	-	-
C11	Nasopharynx	10	58.8	-	-	7	41.2	-	-	-	-	-	-	17	100.0
C12-13	Hypopharynx	3	100.0	-	-	-	-	-	-	-	-	-	-	3	100.0
C14	Pharynx Unspecified	1	100.0	-	-	-	-	-	-	-	-	-	-	1	100.0
C15	Oesophagus	23	88.5	-	-	2	7.7	-	-	-	-	1	3.8	26	100.0
C16	Stomach	26	70.3	2	5.4	8	21.6	-	-	-	-	1	2.7	37	100.0
C17	Small Intestine	-	-	-	-	-	-	-	-	-	-	-	-	-	-
C18	Colon	9	60.0	1	6.7	5	33.3	-	-	-	-	-	-	15	100.0
C19-20	Rectum	11	100.0	-	-	-	-	-	-	-	-	-	-	11	100.0
C21	Anus & Anal Canal	2	100.0	-	-	-	-	-	-	-	-	-	-	2	100.0
C22	Liver	4	25.0	-	-	10	62.5	-	-	-	-	2	12.5	16	100.0
C23-24	Gallbladder etc.	6	42.9	-	-	6	42.9	-	-	-	-	2	14.3	14	100.0
C25	Pancreas	-	-	-	-	1	50.0	-	-	-	-	1	50.0	2	100.0
C30-31	Nose, Sinuses etc.	-	-	-	-	-	-	-	-	-	-	-	-	-	-
C32	Larynx	13	81.3	-	-	3	18.8	-	-	-	-	-	-	16	100.0
C33-34	Lung etc.	16	19.0	-	-	62	73.8	-	-	-	-	6	7.1	84	100.0
C37-38	Other Thoracic Organs	-	-	-	-	1	100.0	-	-	-	-	-	-	1	100.0
C40-41	Bone	1	33.3	-	-	2	66.7	-	-	-	-	-	-	3	100.0
C43	Melanoma of Skin	-	-	-	-	-	-	-	-	-	-	-	-	-	-
C44	Other Skin	6	54.5	-	-	5	45.5	-	-	-	-	-	-	11	100.0
C45	Mesothelioma	-	-	-	-	-	-	-	-	-	-	-	-	-	-
C46	Kaposi Sarcoma	-	-	-	-	-	-	-	-	-	-	-	-	-	-
C47+C49	Conn. & Soft Tissue	4	80.0	-	-	1	20.0	-	-	-	-	-	-	5	100.0
C50	Breast	-	-	1	50.0	1	50.0	-	-	-	-	-	-	2	100.0
C60	Penis	11	84.6	-	-	2	15.4	-	-	-	-	-	-	13	100.0
C61	Prostate	6	100.0	-	-	-	-	-	-	-	-	-	-	6	100.0
C62	Testis	3	100.0	-	-	-	-	-	-	-	-	-	-	3	100.0
C63	Other Male Genital	-	-	-	-	-	-	-	-	-	-	-	-	-	-
C64	Kidney etc.	1	33.3	-	-	2	66.7	-	-	-	-	-	-	3	100.0
C65	Renal Pelvis	-	-	-	-	-	-	-	-	-	-	-	-	-	-
C66	Ureter	-	-	-	-	-	-	-	-	-	-	-	-	-	-
C67	Bladder	8	88.9	-	-	-	-	-	-	-	-	1	11.1	9	100.0
C68	Uns. Urinary Organs	-	-	-	-	-	-	-	-	-	-	-	-	-	-
C69	Eye	3	100.0	-	-	-	-	-	-	-	-	-	-	3	100.0
C70-72	Brain, Nervous System	3	60.0	-	-	-	-	-	-	-	-	2	40.0	5	100.0
C73	Thyroid	-	-	-	-	3	100.0	-	-	-	-	-	-	3	100.0
C74	Adrenal Gland	1	100.0	-	-	-	-	-	-	-	-	-	-	1	100.0
C77	Sec Lymph Nodes	1	100.0	-	-	-	-	-	-	-	-	-	-	1	100.0
C78	Sec Resp & Digestive	-	-	-	-	-	-	-	-	-	-	-	-	-	-
C79	Sec Others	-	-	-	-	-	-	-	-	-	-	-	-	-	-
C81	Hodgkins Disease	-	-	-	-	1	100.0	-	-	-	-	-	-	1	100.0
C82-85,C96	NHL	7	38.9	-	-	10	55.6	-	-	1	5.6	-	-	18	100.0
C90	Multiple Myeloma	-	-	-	-	-	-	-	-	2	100.0	-	-	2	100.0
C91	Lymphoid Leuk.	-	-	-	-	-	-	-	-	7	100.0	-	-	7	100.0
C92-94	Myeloid Leukaemia	-	-	-	-	-	-	-	-	12	100.0	-	-	12	100.0
C95	Leukaemia Uns	-	-	-	-	-	-	-	-	-	-	-	-	-	-
O&U	Other and Uns	7	53.8	1	7.7	3	23.1	-	-	-	-	2	15.4	13	100.0
	All Sites	210	52.1	5	1.2	148	36.7	-	-	22	5.5	18	4.5	403	100.0

TABLE: IMP-6(b): Number (#) and Proportion (%) of Cancers by Site (ICD-10) and Detailed Microscopic Diagnosis, 2005-2006 - Females : Imphal West District

ICD-10	Site	Pri. Hist		Sec. Hist		Cytology		Blood Film		Bone Marrow		Others		Total	
		#	%	#	%	#	%	#	%	#	%	#	%	#	%
C00	Lip	-	-	-	-	-	-	-	-	-	-	-	-	-	-
C01-02	Tongue	5	62.5	-	-	3	37.5	-	-	-	-	-	-	8	100.0
C03-06	Mouth	2	100.0	-	-	-	-	-	-	-	-	-	-	2	100.0
C07-8	Salivary Gland	3	50.0	-	-	3	50.0	-	-	-	-	-	-	6	100.0
C09	Tonsil	-	-	-	-	1	100.0	-	-	-	-	-	-	1	100.0
C10	Oth. Oropharynx	-	-	-	-	-	-	-	-	-	-	-	-	-	-
C11	Nasopharynx	3	33.3	-	-	5	55.6	-	-	-	-	1	11.1	9	100.0
C12-13	Hypopharynx	-	-	-	-	-	-	-	-	-	-	-	-	-	-
C14	Pharynx Unspecified	-	-	-	-	-	-	-	-	-	-	1	100.0	1	100.0
C15	Oesophagus	12	75.0	-	-	3	18.8	-	-	-	-	1	6.3	16	100.0
C16	Stomach	14	93.3	-	-	1	6.7	-	-	-	-	-	-	15	100.0
C17	Small Intestine	1	100.0	-	-	-	-	-	-	-	-	-	-	1	100.0
C18	Colon	4	36.4	1	9.1	6	54.5	-	-	-	-	-	-	11	100.0
C19-20	Rectum	12	100.0	-	-	-	-	-	-	-	-	-	-	12	100.0
C21	Anus & Anal Canal	-	-	-	-	-	-	-	-	-	-	-	-	-	-
C22	Liver	-	-	-	-	3	75.0	-	-	-	-	1	25.0	4	100.0
C23-24	Gallbladder etc.	16	39.0	2	4.9	20	48.8	-	-	-	-	3	7.3	41	100.0
C25	Pancreas	1	33.3	1	33.3	1	33.3	-	-	-	-	-	-	3	100.0
C30-31	Nose, Sinuses etc.	1	100.0	-	-	-	-	-	-	-	-	-	-	1	100.0
C32	Larynx	8	100.0	-	-	-	-	-	-	-	-	-	-	8	100.0
C33-34	Lung etc.	9	12.7	2	2.8	50	70.4	-	-	-	-	10	14.1	71	100.0
C37-38	Other Thoracic Organs	-	-	-	-	-	-	-	-	-	-	-	-	-	-
C40-41	Bone	2	40.0	-	-	3	60.0	-	-	-	-	-	-	5	100.0
C43	Melanoma of Skin	-	-	-	-	-	-	-	-	-	-	-	-	-	-
C44	Other Skin	13	76.5	-	-	4	23.5	-	-	-	-	-	-	17	100.0
C45	Mesothelioma	-	-	-	-	-	-	-	-	-	-	-	-	-	-
C46	Kaposi Sarcoma	-	-	-	-	-	-	-	-	-	-	-	-	-	-
C47+C49	Conn. & Soft Tissue	3	75.0	-	-	1	25.0	-	-	-	-	-	-	4	100.0
C50	Breast	39	59.1	1	1.5	26	39.4	-	-	-	-	-	-	66	100.0
C51	Vulva	4	100.0	-	-	-	-	-	-	-	-	-	-	4	100.0
C52	Vagina	-	-	-	-	-	-	-	-	-	-	-	-	-	-
C53	Cervix Uteri	73	88.0	-	-	9	10.8	-	-	-	-	1	1.2	83	100.0
C54	Corpus Uteri	-	-	-	-	-	-	-	-	-	-	-	-	-	-
C55	Uterus Unspecified	-	-	-	-	1	100.0	-	-	-	-	-	-	1	100.0
C56	Ovary etc.	21	67.7	1	3.2	7	22.6	-	-	1	3.2	1	3.2	31	100.0
C57	Other Female Genital	-	-	-	-	-	-	-	-	-	-	-	-	-	-
C58	Placenta	1	33.3	-	-	1	33.3	-	-	-	-	1	33.3	3	100.0
C64	Kidney etc.	-	-	-	-	2	100.0	-	-	-	-	-	-	2	100.0
C65	Renal Pelvis	-	-	-	-	-	-	-	-	-	-	-	-	-	-
C66	Ureter	-	-	-	-	-	-	-	-	-	-	-	-	-	-
C67	Bladder	4	100.0	-	-	-	-	-	-	-	-	-	-	4	100.0
C68	Uns. Urinary Organs	-	-	-	-	-	-	-	-	-	-	-	-	-	-
C69	Eye	1	100.0	-	-	-	-	-	-	-	-	-	-	1	100.0
C70-72	Brain, Nervous System	1	50.0	-	-	-	-	-	-	-	-	1	50.0	2	100.0
C73	Thyroid	23	62.2	-	-	14	37.8	-	-	-	-	-	-	37	100.0
C74	Adrenal Gland	-	-	-	-	-	-	-	-	-	-	-	-	-	-
C77	Sec Lymph Nodes	4	100.0	-	-	-	-	-	-	-	-	-	-	4	100.0
C78	Sec Resp & Digestive	-	-	-	-	-	-	-	-	-	-	-	-	-	-
C79	Sec Others	-	-	-	-	-	-	-	-	-	-	-	-	-	-
C81	Hodgkins Disease	-	-	-	-	2	100.0	-	-	-	-	-	-	2	100.0
C82-85,C96	NHL	4	40.0	-	-	6	60.0	-	-	-	-	-	-	10	100.0
C90	Multiple Myeloma	-	-	-	-	-	-	-	-	5	100.0	-	-	5	100.0
C91	Lymphoid Leuk.	-	-	-	-	-	-	-	-	4	100.0	-	-	4	100.0
C92-94	Myeloid Leukaemia	-	-	-	-	-	-	-	-	9	100.0	-	-	9	100.0
C95	Leukaemia Uns	-	-	-	-	-	-	-	-	-	-	-	-	-	-
O&U	Other and Uns	15	83.3	-	-	1	5.6	-	-	-	-	2	11.1	18	100.0
	All Sites	299	57.3	8	1.5	173	33.1	-	-	19	3.6	23	4.4	522	100.0

**TABLE IMP-7 (a): Number of Cancer Deaths by Five Year Age Group and Site (ICD-10):
2005-2006 – Males**

%= Relative Proportion of Cancers of All Sites.

Imphal West District

ICD-10	Site	0-4	5-9	10-14	15-19	20-24	25-29	30-34	35-39	40-44	45-49	50-54	55-59	60-64	65-69	70-74	75+	Unkn	Total	%
C00	Lip	-	-	-	-	-	-	-	-	-	-	-	-	-	-	-	-	-	-	-
C01-02	Tongue	-	-	-	-	-	-	-	-	-	-	-	-	-	-	-	-	-	-	-
C03-06	Mouth	-	-	-	-	-	-	-	-	-	-	-	-	-	-	-	-	-	-	-
C07-8	Salivary Gland	-	-	-	-	-	-	-	-	-	-	-	-	-	-	-	-	-	-	-
C09	Tonsil	-	-	-	-	-	-	-	-	-	-	-	-	-	-	-	-	-	-	-
C10	Oth. Oropharynx	-	-	-	-	-	-	-	-	-	-	-	-	-	-	-	-	-	-	-
C11	Nasopharynx	-	-	-	-	-	-	-	-	-	-	-	-	1	-	1	-	-	2	3.33
C12-13	Hypopharynx	-	-	-	-	-	-	-	-	-	-	-	-	-	-	-	-	-	-	-
C14	Pharynx Unspecified	-	-	-	-	-	-	-	-	-	-	-	-	-	-	-	-	-	-	-
C15	Oesophagus	-	-	-	-	-	-	-	-	-	-	-	-	1	1	1	-	-	3	5.00
C16	Stomach	-	-	-	-	-	-	-	-	-	1	1	2	-	4	-	3	-	11	18.33
C17	Small Intestine	-	-	-	-	-	-	-	-	-	-	-	-	-	-	-	-	-	-	-
C18	Colon	-	-	-	-	-	-	-	-	-	-	-	-	-	1	-	-	-	1	1.67
C19-20	Rectum	-	-	-	-	-	-	-	-	1	-	-	-	-	-	1	-	-	2	3.33
C21	Anus & Anal Canal	-	-	-	-	-	-	-	-	-	-	-	-	-	-	-	-	-	-	-
C22	Liver	-	-	-	-	-	-	-	-	-	-	1	-	-	-	1	1	-	3	5.00
C23-24	Gallbladder etc.	-	-	-	-	-	-	-	-	-	-	-	-	1	-	-	-	-	1	1.67
C25	Pancreas	-	-	-	-	-	-	-	-	-	-	-	-	1	-	-	-	-	1	1.67
C30-31	Nose, Sinuses etc.	-	-	-	-	-	-	-	-	-	-	-	-	-	-	-	-	-	-	-
C32	Larynx	-	-	-	-	-	-	-	-	-	-	-	-	-	-	-	-	-	-	-
C33-34	Lung etc.	-	-	-	-	-	-	-	-	2	1	-	3	3	2	10	10	-	31	51.67
C37-38	Other Thoracic Organs	-	-	-	-	-	-	-	-	-	-	-	-	-	-	-	-	-	-	-
C40-41	Bone	-	-	-	-	-	-	-	-	-	-	-	-	-	-	-	-	-	-	-
C43	Melanoma of Skin	-	-	-	-	-	-	-	-	-	-	-	-	-	-	-	-	-	-	-
C44	Other Skin	-	-	-	-	-	-	-	-	-	-	-	-	-	-	-	-	-	-	-
C45	Mesothelioma	-	-	-	-	-	-	-	-	-	-	-	-	-	-	-	-	-	-	-
C46	Kaposi Sarcoma	-	-	-	-	-	-	-	-	-	-	-	-	-	-	-	-	-	-	-
C47+C49	Conn. & Soft Tissue	-	-	-	-	-	-	-	-	-	-	-	-	-	-	-	-	-	-	-
C50	Breast	-	-	-	-	-	-	-	-	-	-	-	-	-	-	-	-	-	-	-
C60	Penis	-	-	-	-	-	-	-	-	-	-	-	-	-	-	-	-	-	-	-
C61	Prostate	-	-	-	-	-	-	-	-	-	-	-	-	-	-	-	-	-	-	-
C62	Testis	-	-	-	-	-	-	-	-	-	-	-	-	-	-	-	-	-	-	-
C63	Other Male Genital	-	-	-	-	-	-	-	-	-	-	-	-	-	-	-	-	-	-	-
C64	Kidney etc.	-	-	-	-	-	-	-	-	-	-	-	1	-	-	-	-	-	1	1.67
C65	Renal Pelvis	-	-	-	-	-	-	-	-	-	-	-	-	-	-	-	-	-	-	-
C66	Ureter	-	-	-	-	-	-	-	-	-	-	-	-	-	-	-	-	-	-	-
C67	Bladder	-	-	-	-	-	-	-	-	-	-	-	-	-	-	-	-	-	-	-
C68	Uns. Urinary Organs	-	-	-	-	-	-	-	-	-	-	-	-	-	-	-	-	-	-	-
C69	Eye	-	-	-	-	-	-	-	-	-	-	-	-	-	-	-	-	-	-	-
C70-72	Brain, Nervous System	-	-	-	-	-	-	-	-	-	-	-	-	-	-	-	-	-	-	-
C73	Thyroid	-	-	-	-	-	-	-	-	-	-	-	-	-	-	-	-	-	-	-
C74	Adrenal Gland	-	-	-	-	-	-	-	-	-	-	-	-	-	-	-	-	-	-	-
C77	Sec Lymph Nodes	-	-	-	-	-	-	-	-	-	-	-	-	-	-	-	-	-	-	-
C78	Sec Resp & Digestive	-	-	-	-	-	-	-	-	-	-	-	-	-	-	-	-	-	-	-
C79	Sec Others	-	-	-	-	-	-	-	-	-	-	-	-	-	-	-	-	-	-	-
C81	Hodgkins Disease	-	-	-	-	-	-	-	-	-	-	-	-	-	-	-	-	-	-	-
C82-85,C96	NHL	-	-	-	-	-	-	-	-	-	-	-	-	-	-	1	-	-	1	1.67
C90	Multiple Myeloma	-	-	-	-	-	-	-	-	-	-	-	-	-	-	-	-	-	-	-
C91	Lymphoid Leuk.	-	-	-	-	-	-	-	-	-	-	-	-	-	-	-	-	-	-	-
C92-94	Myeloid Leukaemia	-	-	-	-	1	-	-	-	-	-	-	-	-	-	1	1	-	3	5.00
C95	Leukaemia Uns	-	-	-	-	-	-	-	-	-	-	-	-	-	-	-	-	-	-	-
O&U	Other and Uns	-	-	-	-	-	-	-	-	-	-	-	-	-	-	-	-	-	-	-
	All Sites	-	-	-	-	1	-	-	-	3	2	2	6	7	8	16	15	-	60	100.00

**TABLE IMP-7 (b): Number of Cancer Deaths by Five Year Age Group and Site (ICD-10):
2005-2006 – Females**

%= Relative Proportion of Cancers of All Sites.

Imphal West District

ICD-10	Site	0-4	5-9	10-14	15-19	20-24	25-29	30-34	35-39	40-44	45-49	50-54	55-59	60-64	65-69	70-74	75+	Unkn	Total	%
C00	Lip	-	-	-	-	-	-	-	-	-	-	-	-	-	-	-	-	-	-	-
C01-02	Tongue	-	-	-	-	-	-	-	-	-	-	-	-	-	-	-	-	-	-	-
C03-06	Mouth	-	-	-	-	-	-	-	-	-	-	-	-	-	-	-	-	-	-	-
C07-8	Salivary Gland	-	-	-	-	-	-	-	-	-	-	-	-	-	-	-	-	-	-	-
C09	Tonsil	-	-	-	-	-	-	-	-	-	-	-	-	-	-	-	-	-	-	-
C10	Oth. Oropharynx	-	-	-	-	-	-	-	-	-	-	-	-	1	-	-	-	-	1	1.45
C11	Nasopharynx	-	-	-	-	-	-	-	-	1	-	-	-	-	-	-	-	-	1	1.45
C12-13	Hypopharynx	-	-	-	-	-	-	-	-	-	-	-	-	-	-	-	-	-	-	-
C14	Pharynx Unspecified	-	-	-	-	-	-	-	-	-	-	-	-	-	-	-	-	-	-	-
C15	Oesophagus	-	-	-	-	-	-	-	1	-	-	-	-	1	-	-	-	-	2	2.90
C16	Stomach	-	-	-	-	1	-	-	1	-	-	-	-	1	-	-	-	-	3	4.35
C17	Small Intestine	-	-	-	-	-	-	-	-	-	-	-	-	-	-	-	-	-	-	-
C18	Colon	-	-	-	-	-	-	-	-	-	-	-	-	1	-	1	-	-	2	2.90
C19-20	Rectum	-	-	-	-	-	-	-	-	-	-	-	-	-	-	1	-	-	1	1.45
C21	Anus & Anal Canal	-	-	-	-	-	-	-	-	-	-	-	-	-	-	-	-	-	-	-
C22	Liver	-	-	-	-	-	-	1	-	-	2	2	-	-	-	-	-	-	5	7.25
C23-24	Gallbladder etc.	-	-	-	-	-	-	-	2	1	-	-	1	1	-	1	2	-	8	11.59
C25	Pancreas	-	-	-	-	-	-	-	-	-	-	-	-	-	-	-	-	-	-	-
C30-31	Nose, Sinuses etc.	-	-	-	-	-	-	-	-	-	-	-	-	-	-	-	-	-	-	-
C32	Larynx	-	-	-	-	-	-	-	-	-	-	-	-	-	-	-	-	-	-	-
C33-34	Lung etc.	-	-	-	-	-	-	-	1	1	1	3	3	4	5	2	4	-	24	34.78
C37-38	Other Thoracic Organs	-	-	-	-	-	-	-	-	-	-	-	-	-	-	-	-	-	-	-
C40-41	Bone	-	-	-	-	-	-	-	-	-	-	-	-	-	-	-	-	-	-	-
C43	Melanoma of Skin	-	-	-	-	-	-	-	-	-	-	-	-	-	-	-	-	-	-	-
C44	Other Skin	-	-	-	-	-	-	-	-	-	-	-	-	-	-	-	-	-	-	-
C45	Mesothelioma	-	-	-	-	-	-	-	-	-	-	-	-	-	-	-	-	-	-	-
C46	Kaposi Sarcoma	-	-	-	-	-	-	-	-	-	-	-	-	-	-	-	-	-	-	-
C47+C49	Conn. & Soft Tissue	-	-	-	-	-	-	-	-	-	-	-	-	-	-	-	-	-	-	-
C50	Breast	-	-	-	-	-	-	-	1	-	-	-	-	1	-	-	-	-	2	2.90
C51	Vulva	-	-	-	-	-	-	-	-	-	-	1	1	-	-	-	-	-	2	2.90
C52	Vagina	-	-	-	-	-	-	-	-	-	-	-	-	-	-	-	-	-	-	-
C53	Cervix Uteri	-	-	-	-	-	1	-	-	-	-	-	-	-	-	-	-	-	1	1.45
C54	Corpus Uteri	-	-	-	-	-	-	-	-	-	-	-	-	-	-	-	-	-	-	-
C55	Uterus Unspecified	-	-	-	-	-	-	-	-	-	-	-	-	-	-	-	-	-	-	-
C56	Ovary etc.	-	-	-	-	-	-	-	-	1	-	-	-	-	-	-	-	-	1	1.45
C57	Other Female Genital	-	-	-	-	-	-	-	-	-	-	-	-	-	-	-	-	-	-	-
C58	Placenta	-	-	-	-	-	-	-	-	-	-	-	-	-	-	-	-	-	-	-
C64	Kidney etc.	-	-	-	-	-	-	-	-	-	-	-	-	-	-	-	-	-	-	-
C65	Renal Pelvis	-	-	-	-	-	-	-	-	-	-	-	-	-	-	-	-	-	-	-
C66	Ureter	-	-	-	-	-	-	-	-	-	-	-	-	-	-	-	-	-	-	-
C67	Bladder	-	-	-	-	-	-	-	-	-	-	-	-	-	-	-	-	-	-	-
C68	Uns.Urinary Organs	-	-	-	-	-	-	-	-	-	-	-	-	-	-	-	-	-	-	-
C69	Eye	-	-	-	-	-	-	-	-	-	-	-	-	-	-	-	-	-	-	-
C70-72	Brain, Nervous System	-	-	-	-	-	-	-	-	-	-	-	-	-	-	-	-	-	-	-
C73	Thyroid	-	-	-	-	-	-	-	-	-	-	-	-	-	-	-	-	-	-	-
C74	Adrenal Gland	-	-	-	-	-	-	-	-	-	-	-	-	-	-	-	-	-	-	-
C77	Sec Lymph Nodes	-	-	-	-	-	-	-	-	-	-	1	-	-	-	-	-	-	1	1.45
C78	Sec Resp & Digestive	-	-	-	-	-	-	-	-	-	-	-	-	-	-	-	-	-	-	-
C79	Sec Others	-	-	-	-	-	-	-	-	-	-	-	1	-	-	-	-	-	1	1.45
C81	Hodgkins Disease	-	-	-	-	-	-	-	-	-	-	-	-	-	-	-	-	-	-	-
C82-85,C96	NHL	-	-	-	-	1	-	-	-	-	1	-	-	-	1	-	-	-	3	4.35
C90	Multiple Myeloma	-	-	-	-	-	-	-	-	-	-	-	-	-	-	-	-	-	-	-
C91	Lymphoid Leuk.	1	-	-	-	1	-	-	-	-	1	-	-	-	-	-	-	-	3	4.35
C92-94	Myeloid Leukaemia	-	1	-	2	1	-	-	-	-	-	-	-	-	1	-	-	-	5	7.25
C95	Leukaemia Uns	-	-	-	-	-	-	-	-	-	-	-	-	-	-	-	-	-	-	-
O&U	Other and Uns	1	-	-	-	-	-	-	-	-	1	-	-	1	-	-	-	-	3	4.35
	All Sites	2	1	-	2	4	1	1	6	4	6	7	6	11	7	5	6	-	69	100.00

TABLE: IMP-8(a):
Average Annual Age Specific, Crude (CR), Age Adjusted (AAR) (with Standard Error(SE)) and
Truncated (35-64 Yrs) (TR) Mortality Rate per 100,000 population: 2005-2006 - Males
Imphal West District

ICD-10	0-4	5-9	10-14	15-19	20-24	25-29	30-34	35-39	40-44	45-49	50-54	55-59	60-64	65-69	70-74	>75	CR	AAR	SE	TR
C00	-	-	-	-	-	-	-	-	-	-	-	-	-	-	-	-	-	-	-	-
C01-02	-	-	-	-	-	-	-	-	-	-	-	-	-	-	-	-	-	-	-	-
C03-06	-	-	-	-	-	-	-	-	-	-	-	-	-	-	-	-	-	-	-	-
C07-8	-	-	-	-	-	-	-	-	-	-	-	-	-	-	-	-	-	-	-	-
C09	-	-	-	-	-	-	-	-	-	-	-	-	-	-	-	-	-	-	-	-
C10	-	-	-	-	-	-	-	-	-	-	-	-	-	-	-	-	-	-	-	-
C11	-	-	-	-	-	-	-	-	-	-	-	-	9.7	-	13.4	-	0.4	0.7	0.47	1.2
C12-13	-	-	-	-	-	-	-	-	-	-	-	-	-	-	-	-	-	-	-	-
C14	-	-	-	-	-	-	-	-	-	-	-	-	-	-	-	-	-	-	-	-
C15	-	-	-	-	-	-	-	-	-	-	-	-	9.7	11.6	13.4	-	0.6	1.0	0.58	1.2
C16	-	-	-	-	-	-	-	-	4.0	4.7	14.2	-	46.3	-	35.0	-	2.3	3.1	0.96	3.4
C17	-	-	-	-	-	-	-	-	-	-	-	-	-	-	-	-	-	-	-	-
C18	-	-	-	-	-	-	-	-	-	-	-	-	11.6	-	-	-	0.2	0.3	0.35	-
C19-20	-	-	-	-	-	-	-	3.4	-	-	-	-	-	-	13.4	-	0.4	0.5	0.34	0.7
C21	-	-	-	-	-	-	-	-	-	-	-	-	-	-	-	-	-	-	-	-
C22	-	-	-	-	-	-	-	-	-	-	4.7	-	-	-	13.4	11.7	0.6	0.7	0.42	0.8
C23-24	-	-	-	-	-	-	-	-	-	-	-	-	9.7	-	-	-	0.2	0.4	0.39	1.2
C25	-	-	-	-	-	-	-	-	-	-	-	-	9.7	-	-	-	0.2	0.4	0.39	1.2
C30-31	-	-	-	-	-	-	-	-	-	-	-	-	-	-	-	-	-	-	-	-
C32	-	-	-	-	-	-	-	-	-	-	-	-	-	-	-	-	-	-	-	-
C33-34	-	-	-	-	-	-	-	6.8	4.0	-	21.3	29.0	23.2	133.7	116.6	-	6.5	8.4	1.53	8.6
C37-38	-	-	-	-	-	-	-	-	-	-	-	-	-	-	-	-	-	-	-	-
C40-41	-	-	-	-	-	-	-	-	-	-	-	-	-	-	-	-	-	-	-	-
C43	-	-	-	-	-	-	-	-	-	-	-	-	-	-	-	-	-	-	-	-
C44	-	-	-	-	-	-	-	-	-	-	-	-	-	-	-	-	-	-	-	-
C45	-	-	-	-	-	-	-	-	-	-	-	-	-	-	-	-	-	-	-	-
C46	-	-	-	-	-	-	-	-	-	-	-	-	-	-	-	-	-	-	-	-
C47+C49	-	-	-	-	-	-	-	-	-	-	-	-	-	-	-	-	-	-	-	-
C50	-	-	-	-	-	-	-	-	-	-	-	-	-	-	-	-	-	-	-	-
C60	-	-	-	-	-	-	-	-	-	-	-	-	-	-	-	-	-	-	-	-
C61	-	-	-	-	-	-	-	-	-	-	-	-	-	-	-	-	-	-	-	-
C62	-	-	-	-	-	-	-	-	-	-	-	-	-	-	-	-	-	-	-	-
C63	-	-	-	-	-	-	-	-	-	-	-	-	-	-	-	-	-	-	-	-
C64	-	-	-	-	-	-	-	-	-	-	-	7.1	-	-	-	-	0.2	0.3	0.28	0.9
C65	-	-	-	-	-	-	-	-	-	-	-	-	-	-	-	-	-	-	-	-
C66	-	-	-	-	-	-	-	-	-	-	-	-	-	-	-	-	-	-	-	-
C67	-	-	-	-	-	-	-	-	-	-	-	-	-	-	-	-	-	-	-	-
C68	-	-	-	-	-	-	-	-	-	-	-	-	-	-	-	-	-	-	-	-
C69	-	-	-	-	-	-	-	-	-	-	-	-	-	-	-	-	-	-	-	-
C70-72	-	-	-	-	-	-	-	-	-	-	-	-	-	-	-	-	-	-	-	-
C73	-	-	-	-	-	-	-	-	-	-	-	-	-	-	-	-	-	-	-	-
C74	-	-	-	-	-	-	-	-	-	-	-	-	-	-	-	-	-	-	-	-
C77	-	-	-	-	-	-	-	-	-	-	-	-	-	-	-	-	-	-	-	-
C78	-	-	-	-	-	-	-	-	-	-	-	-	-	-	-	-	-	-	-	-
C79	-	-	-	-	-	-	-	-	-	-	-	-	-	-	-	-	-	-	-	-
C81	-	-	-	-	-	-	-	-	-	-	-	-	-	-	-	-	-	-	-	-
C82-85,C96	-	-	-	-	-	-	-	-	-	-	-	-	-	-	13.4	-	0.2	0.3	0.27	-
C90	-	-	-	-	-	-	-	-	-	-	-	-	-	-	-	-	-	-	-	-
C91	-	-	-	-	-	-	-	-	-	-	-	-	-	-	-	-	-	-	-	-
C92-94	-	-	-	-	1.9	-	-	-	-	-	-	-	-	-	13.4	11.7	0.6	0.7	0.39	-
C95	-	-	-	-	-	-	-	-	-	-	-	-	-	-	-	-	-	-	-	-
O&U	-	-	-	-	-	-	-	-	-	-	-	-	-	-	-	-	-	-	-	-
All	-	-	-	-	1.9	-	-	-	10.1	8.1	9.3	42.6	67.6	92.7	213.9	174.8	12.6	16.7	2.20	19.2

TABLE: IMP-8(b):
Average Annual Age Specific, Crude (CR), Age Adjusted (AAR) (with Standard Error(SE)) and
Truncated (35-64 Yrs) (TR) Mortality Rate per 100,000 population: 2005-2006 - Females
Imphal West District

ICD-10	0-4	5-9	10-14	15-19	20-24	25-29	30-34	35-39	40-44	45-49	50-54	55-59	60-64	65-69	70-74	>75	CR	AAR	SE	TR
C00	-	-	-	-	-	-	-	-	-	-	-	-	-	-	-	-	-	-	-	-
C01-02	-	-	-	-	-	-	-	-	-	-	-	-	-	-	-	-	-	-	-	-
C03-06	-	-	-	-	-	-	-	-	-	-	-	-	-	-	-	-	-	-	-	-
C07-8	-	-	-	-	-	-	-	-	-	-	-	-	-	-	-	-	-	-	-	-
C09	-	-	-	-	-	-	-	-	-	-	-	-	-	-	-	9.4	0.2	0.2	0.19	-
C10	-	-	-	-	-	-	-	-	-	-	-	-	-	-	-	-	-	-	-	-
C11	-	-	-	-	-	-	-	-	-	-	-	-	16.6	-	-	-	0.4	0.7	0.47	2.1
C12-13	-	-	-	-	-	-	-	-	-	-	-	-	-	-	-	-	-	-	-	-
C14	-	-	-	-	-	-	-	-	-	-	-	-	-	-	-	-	-	-	-	-
C15	-	-	-	-	-	-	-	-	-	-	-	-	-	-	-	-	-	-	-	-
C16	-	-	-	-	-	-	-	-	-	-	4.9	-	-	-	-	-	0.2	0.2	0.25	0.8
C17	-	-	-	-	-	-	-	-	-	-	-	-	-	-	-	-	-	-	-	-
C18	-	-	-	-	-	-	-	-	-	-	-	-	-	-	-	18.8	0.4	0.4	0.27	-
C19-20	-	-	-	-	-	-	-	-	-	-	4.9	-	-	-	-	-	0.2	0.2	0.25	0.8
C21	-	-	-	-	-	-	-	-	-	-	-	-	-	-	-	-	-	-	-	-
C22	-	-	-	-	-	-	-	-	-	-	-	-	-	-	-	-	-	-	-	-
C23-24	-	-	-	-	-	-	-	-	6.7	-	14.8	23.1	-	-	23.6	-	2.1	2.5	0.81	6.7
C25	-	-	-	-	-	-	-	-	-	-	-	-	-	-	11.8	-	0.2	0.2	0.24	-
C30-31	-	-	-	-	-	-	-	-	-	-	-	-	-	-	-	-	-	-	-	-
C32	-	-	-	-	-	-	-	-	-	-	-	-	-	-	-	-	-	-	-	-
C33-34	-	-	-	-	-	-	-	2.7	-	4.0	4.9	7.7	8.3	-	23.6	56.4	2.7	2.9	0.82	4.2
C37-38	-	-	-	-	-	-	-	-	-	-	-	-	-	-	-	-	-	-	-	-
C40-41	-	-	-	-	-	-	-	-	-	-	-	-	-	-	-	-	-	-	-	-
C43	-	-	-	-	-	-	-	-	-	-	-	-	-	-	-	-	-	-	-	-
C44	-	-	-	-	-	-	-	-	-	-	-	-	-	-	-	-	-	-	-	-
C45	-	-	-	-	-	-	-	-	-	-	-	-	-	-	-	-	-	-	-	-
C46	-	-	-	-	-	-	-	-	-	-	-	-	-	-	-	-	-	-	-	-
C47+C49	-	-	-	-	-	-	-	-	-	-	-	-	-	-	-	-	-	-	-	-
C50	-	-	-	-	-	-	-	2.7	-	-	-	-	16.6	21.1	-	-	1.0	1.5	0.67	2.7
C51	-	-	-	-	-	-	-	-	-	-	-	-	-	-	-	-	-	-	-	-
C52	-	-	-	-	-	-	-	-	-	-	-	-	-	-	-	-	-	-	-	-
C53	-	-	-	-	-	-	-	-	-	-	-	-	-	-	-	-	-	-	-	-
C54	-	-	-	-	-	-	-	-	-	-	-	-	-	-	-	-	-	-	-	-
C55	-	-	-	-	-	-	-	-	-	-	-	-	-	-	-	-	-	-	-	-
C56	-	-	-	-	-	-	-	-	-	-	4.9	7.7	-	10.6	-	-	0.6	0.9	0.51	1.8
C57	-	-	-	-	-	-	-	-	-	-	-	-	-	-	-	-	-	-	-	-
C58	-	-	-	-	-	-	-	-	-	-	-	-	-	-	-	-	-	-	-	-
C64	-	-	-	-	-	-	-	-	-	-	-	-	-	-	-	9.4	0.2	0.2	0.19	-
C65	-	-	-	-	-	-	-	-	-	-	-	-	-	-	-	-	-	-	-	-
C66	-	-	-	-	-	-	-	-	-	-	-	-	-	-	-	-	-	-	-	-
C67	-	-	-	-	-	-	-	-	-	-	-	-	-	-	-	-	-	-	-	-
C68	-	-	-	-	-	-	-	-	-	-	-	-	-	-	-	-	-	-	-	-
C69	-	-	-	-	-	-	-	-	-	-	-	-	-	-	-	-	-	-	-	-
C70-72	-	-	-	-	-	-	-	-	-	-	-	-	-	-	-	-	-	-	-	-
C73	-	-	-	-	-	-	-	-	3.3	-	-	7.7	-	-	-	-	0.4	0.5	0.37	1.6
C74	-	-	-	-	-	-	-	-	-	-	-	-	-	-	-	-	-	-	-	-
C77	-	-	-	-	-	-	-	-	-	-	-	-	-	-	-	-	-	-	-	-
C78	-	-	-	-	-	-	-	-	-	-	-	-	-	-	-	-	-	-	-	-
C79	-	-	-	-	-	-	-	-	-	-	-	-	-	-	-	-	-	-	-	-
C81	-	-	-	-	-	-	-	-	-	-	-	-	-	-	-	-	-	-	-	-
C82-85,C96	-	-	-	-	-	-	-	-	-	-	-	-	-	10.6	-	-	0.2	0.3	0.32	-
C90	-	-	-	-	-	-	-	-	-	-	-	-	-	-	-	-	-	-	-	-
C91	-	-	-	-	-	-	-	-	-	-	-	-	-	-	-	-	-	-	-	-
C92-94	-	-	4.1	2.0	-	-	-	2.7	3.3	-	-	-	-	-	-	-	1.0	0.9	0.41	1.2
C95	-	-	-	-	-	-	-	-	-	-	-	-	-	-	-	-	-	-	-	-
O&U	-	-	-	-	-	-	-	-	-	-	-	-	-	-	-	-	-	-	-	-
All	-	-	4.1	2.0	-	-	-	8.2	13.3	4.0	34.6	46.2	41.6	42.2	59.1	94.0	9.9	11.6	1.73	21.8

TABLE: IMP-9(a): Cumulative Rate (Cu.Rate%) & Cumulative Risk (Cu.Risk) of Individual Sites (ICD-10) Based Age Specific Rates (from 0-64 Years and from 0-74 Years) : 2005-2006 - Males Imphal West District

ICD-10	Site	0 - 64 Years		0 - 74 Years	
		Cu. Rate %	Cu. Risk	Cu. Rate%	Cu. Risk
C00	Lip	0.02	0.02	0.02	0.02
C01-02	Tongue	0.36	0.36	0.36	0.36
C03-06	Mouth	0.21	0.21	0.21	0.21
C07-8	SalivaryGland	0.02	0.02	0.13	0.13
C09	Tonsil	0.04	0.04	0.30	0.30
C10	Oth. Oropharynx	-	-	-	-
C11	Nasopharynx	0.27	0.27	0.52	0.52
C12-13	Hypopharynx	0.04	0.04	0.17	0.17
C14	Pharynx Unspecified	0.05	0.05	0.05	0.05
C15	Oesophagus	0.44	0.44	1.07	1.07
C16	Stomach	0.71	0.70	1.24	1.24
C17	Small Intestine	-	-	-	-
C18	Colon	0.26	0.26	0.43	0.43
C19-20	Rectum	0.18	0.18	0.43	0.43
C21	Anus & Anal Canal	-	-	-	-
C22	Liver	0.21	0.21	0.40	0.40
C23-24	Gallbladder etc.	0.30	0.29	0.47	0.47
C25	Pancreas	0.08	0.08	0.08	0.08
C30-31	Nose, Sinuses etc.	-	-	-	-
C32	Larynx	0.22	0.22	0.41	0.41
C33-34	Lung etc.	1.10	1.10	2.76	2.72
C37-38	Other Thoracic Organs	0.02	0.02	0.02	0.02
C40-41	Bone	0.04	0.04	0.04	0.04
C43	Melanoma of Skin	-	-	-	-
C44	Other Skin	0.14	0.14	0.20	0.20
C45	Mesothelioma	-	-	-	-
C46	Kaposi Sarcoma	-	-	-	-
C47+C49	Conn. & Soft Tissue	0.08	0.08	0.08	0.08
C50	Breast	0.08	0.08	0.08	0.08
C60	Penis	0.22	0.22	0.55	0.55
C61	Prostate	-	-	0.13	0.13
C62	Testis	0.04	0.04	0.04	0.04
C63	Other Male Genital	-	-	-	-
C64	Kidneyetc.	0.08	0.08	0.08	0.08
C65	Renal Pelvis	-	-	-	-
C66	Ureter	-	-	-	-
C67	Bladder	0.20	0.20	0.33	0.33
C68	Uns.UrinaryOrgans	-	-	-	-
C69	Eye	0.05	0.05	0.05	0.05
C70-72	Brain,Nervous System	0.08	0.08	0.08	0.08
C73	Thyroid	0.06	0.06	0.06	0.06
C74	Adrenal Gland	0.01	0.01	0.01	0.01
C77	Sec Lymph Nodes	-	-	0.06	0.06
C78	Sec Resp& Digestive	-	-	-	-
C79	Sec Others	-	-	-	-
C81	Hodgkins Disease	0.01	0.01	0.01	0.01
C82-85,C96	NHL	0.29	0.29	0.49	0.49
C90	Multiple Myeloma	0.04	0.04	0.10	0.10
C91	Lymphoid Leuk.	0.12	0.12	0.12	0.12
C92-94	Myeloid Leukaemia	0.13	0.13	0.20	0.20
C95	Leukaemia Uns	-	-	-	-
O&U	Other and Uns	0.20	0.20	0.39	0.39
	All Sites	6.38	6.19	12.20	11.49

TABLE: IMP-9(b): Cumulative Rate (Cu.Rate%) & Cumulative Risk (Cu.Risk) of Individual Sites (ICD-10) Based Age Specific Rates (from 0-64 Years and from 0-74 Years) : 2005-2006 - Females Imphal West District

ICD-10	Site	0 - 64 Years		0 - 74 Years	
		Cu. Rate %	Cu. Risk	Cu. Rate%	Cu. Risk
C00	Lip	-	-	-	-
C01-02	Tongue	0.09	0.09	0.31	0.30
C03-06	Mouth	0.05	0.05	0.05	0.05
C07-8	SalivaryGland	0.18	0.18	0.18	0.18
C09	Tonsil	-	-	-	-
C10	Oth. Oropharynx	-	-	-	-
C11	Nasopharynx	0.22	0.22	0.33	0.33
C12-13	Hypopharynx	-	-	-	-
C14	Pharynx Unspecified	-	-	-	-
C15	Oesophagus	0.25	0.25	0.47	0.47
C16	Stomach	0.26	0.26	0.52	0.52
C17	Small Intestine	-	-	0.06	0.06
C18	Colon	0.17	0.17	0.28	0.28
C19-20	Rectum	0.22	0.22	0.27	0.27
C21	Anus & Anal Canal	-	-	-	-
C22	Liver	0.07	0.07	0.13	0.13
C23-24	Gallbladder etc.	0.53	0.53	1.45	1.44
C25	Pancreas	0.06	0.06	0.12	0.12
C30-31	Nose, Sinuses etc.	0.02	0.02	0.02	0.02
C32	Larynx	0.11	0.11	0.16	0.16
C33-34	Lung etc.	0.88	0.87	2.29	2.26
C37-38	Other Thoracic Organs	-	-	-	-
C40-41	Bone	0.07	0.07	0.07	0.07
C43	Melanoma of Skin	-	-	-	-
C44	Other Skin	0.22	0.22	0.50	0.50
C45	Mesothelioma	-	-	-	-
C46	Kaposi Sarcoma	-	-	-	-
C47 + C49	Conn. & Soft Tissue	0.07	0.07	0.07	0.07
C50	Breast	1.23	1.22	1.39	1.38
C51	Vulva	0.08	0.08	0.08	0.08
C52	Vagina	-	-	-	-
C53	Cervix Uteri	1.64	1.63	2.36	2.33
C54	Corpus Uteri	-	-	-	-
C55	Uterus Unspecified	0.01	0.01	0.01	0.01
C56	Ovary etc.	0.62	0.62	0.83	0.83
C57	Other Female Genital	-	-	-	-
C58	Placenta	0.04	0.04	0.04	0.04
C64	Kidneyetc.	-	-	0.05	0.05
C65	Renal Pelvis	-	-	-	-
C66	Ureter	-	-	-	-
C67	Bladder	0.01	0.01	0.18	0.18
C68	Uns. UrinaryOrgans	-	-	-	-
C69	Eye	0.01	0.01	0.01	0.01
C70-72	Brain, Nervous System	0.03	0.03	0.03	0.03
C73	Thyroid	0.56	0.56	0.73	0.73
C74	Adrenal Gland	-	-	-	-
C77	Sec Lymph Nodes	0.03	0.03	0.09	0.09
C78	Sec Resp & Digestive	-	-	-	-
C79	Sec Others	-	-	-	-
C81	Hodgkins Disease	0.01	0.01	0.01	0.01
C82-85, C96	NHL	0.17	0.17	0.22	0.22
C90	Multiple Myeloma	0.04	0.04	0.09	0.09
C91	Lymphoid Leuk.	0.06	0.06	0.06	0.06
C92-94	Myeloid Leukaemia	0.13	0.13	0.13	0.13
C95	Leukaemia Uns	-	-	-	-
O&U	Other and Uns	0.26	0.26	0.55	0.55
	All Sites	8.42	8.07	14.16	13.21

POPULATION BASED CANCER REGISTRY, MIZORAM STATE Civil Hospital, Aizawl

Dr. Eric Zomawia, Head, Pathology Dept, Civil Hospital, Aizawl, Principal Investigator

Dr. Zoremthangi, OSD, Health & Family Welfare Department, Mizoram

Dr. D. Baruah, Addl. Director, Hospital & Medical Education, Officer-in-charge

Dr. Lalbiakkima, Medical Superintendent, Civil Hospital, Aizawl, Officer-in-charge

Dr. John Zohmingthanga, Pathologist, Co-investigator

Dr. Lalchhanhimi, Pathologist, Co-investigator

Dr. Saia, Surgical Oncologist, Co-investigator

Dr. Jerry Lalrinsanga, Medical Oncologist, Co-investigator

Dr. B.Zothankima, Radiation Oncologist, Co-investigator

A. INTRODUCTION

Population Based Cancer Registry (PBCR), in Aizawl to cover Mizoram State was established in 2003 under the auspices of National Cancer Registry Programme (NCRP) of the Indian Council of Medical Research (ICMR) at Civil Hospital, Aizawl, vide Government of Mizoram Notification No J.11011/8/2002-HFW dt.6/3/2003 in the Department of Pathology, Civil Hospital, Aizawl; with the main objective of assessing the magnitude and type of cancers in the state of Mizoram and to provide a framework for assessing the impact of cancer on the community.

PBCR, Aizawl is part of the six PBCRs in the North East that was commenced at Guwahati (Assam), Dibrugarh (Assam), Silchar (Assam), Imphal (Manipur), Gangtok (Sikkim) and Aizawl (Mizoram) with a monitoring unit at Regional Medical Research Centre, Dibrugarh.

PBCR, Aizawl covers the entire state of Mizoram, comprising 8 districts, namely Aizawl, Champhai, Kolasib, Lawngtlai, Lunglei, Mamit, Saiha and Serchhip. Mizoram has an area of 21,087 Sq.km and density of 42 per SQ km, and a population of 8,88,573 as per 2001 census.

Collection of data started from 1st January 2003. The Registry registers all malignant neoplasms, with a morphology behavior code of '3' and '6' as defined by the International Classification of Diseases – Oncology. All cancer cases are coded for primary site and morphology by International Classification of Diseases-Oncology, 3rd Edition, WHO (ICD-O 3) and for primary site by ICD-10. Duplicity is checked both manually and by computer at our centre and again at NCRP Headquarters at Bangalore.

B. METHODS ADOPTED FOR COLLECTION OF DATA

The method of data collection is both active and passive.

B.1. From Civil Hospital, Aizawl:

- 1. Pathology reports:** All biopsy and cytology reports are issued at Pathology Dept. All cancer cases are handed over to PBCR (attached to Pathology Dept) and patients/relatives are interviewed when they come to collect reports
- 2. PBCR Registration card:** This card is issued to all cancer patients registered in the PBCR. Cancer patients before being referred outside Mizoram are made to obtain this card by Medical Board, so that cancer cases diagnosed outside are not missed.
- 3. Visit by PBCR Staff:** PBCR staff pay daily visit to Cancer Clinic, Record Section and Wards. Medical records of patients if available are obtained to extract information on clinical items such as method of diagnosis, stage of the disease, site of cancer , treatment etc.
- 4. Interview by phone:** Patients, relatives or local contacts are contacted by phone for any additional information.
- 5. Others:**
 - (a) Blood requisition forms:* All cancer patients who come for blood tests are matched with our records.
 - (b) Histopathology and Cytopathology Requisition Forms :* These have been modified to include relevant data like permanent address, phone number etc.
 - (c) All doctors are sensitized* time and again to send patients/relatives to PBCR when tissue diagnosis is not possible or unavailable

B.2. From Other Centres:

- 1. Core proforma:** Either original/simplified Proforma has been kept at most of the hospitals and clinics.
- 2. Regular visits by PBCR Staff.**

The registry staff visits various sources of registration in the whole state of Mizoram, namely Government Hospitals, Private Hospitals, Nursing Homes, Diagnostic Centres etc.
- 3. Monthly Report:** Medical Officers of all District Hospitals are given training on cancer registration and are asked to give monthly report on cancer patients from their region.
- 4. Registry of Births and Deaths:** Registry of Births & Deaths located in the Department of Economic

and Statistics collect data on all deaths. All cancer deaths are collected regularly and matched.

5. Information from other Cancer Centres/Registries: Other Cancer Registries/Centres are also sending us required information on cancer cases from our state who have gone for treatment there.

C. SYSTEM OF REGISTRATION OF DEATH IN MIZORAM:

The whole state of Mizoram is covered by about 700 Registrar of Births and Deaths (RBDs), who are school teachers of the locality appointed by the government to perform registration works. Each RBD covers one Village Council (Panchayat) area. They submit monthly reports on births & deaths to registry of Births & Deaths, from where we collect our data. Registrars are also identified in all major Hospitals in the state. Thus the system of death registration is quite acceptable.

D. CERTIFICATION OF CAUSE OF DEATH:

Certification of cause of death by a Medical doctor is not yet mandatory in Mizoram. Only hospital deaths are duly certified. For deaths occurring outside Hospitals, RBDs report these deaths on a Death Report form which contains patient's information including cause of death. There is a unique system practiced by YMA (Young Mizo Association), the largest NGO in the state, whereby for all deaths occurring in a community, the dead person's particulars and cause of death are prominently displayed on a board outside the bereaved family's home. Since the word 'cancer' is understood by everyone, cancer deaths can be easily reported even by the lay persons.

E. MORTALITY DATA COLLECTION:

PBCR staff regularly visits the office of Registrar of Births and Deaths and collect all cases of deaths whose cause of death is mentioned as 'cancer'. These deaths are again matched with our records, and if they match, any additional information is entered. If they do not match, we send a letter of request to the concerned RBD with a copy to be given to the patient's relatives, enclosing a simple proforma and a stamped self addressed envelope. We then assess the information obtained by the returned proforma, and make a decision whether to exclude the patient or include him/her under DCO (Death Certificate Only) category.

ACKNOWLEDGEMENTS:

We are extremely grateful to the following, without whose help this could not have been possible:

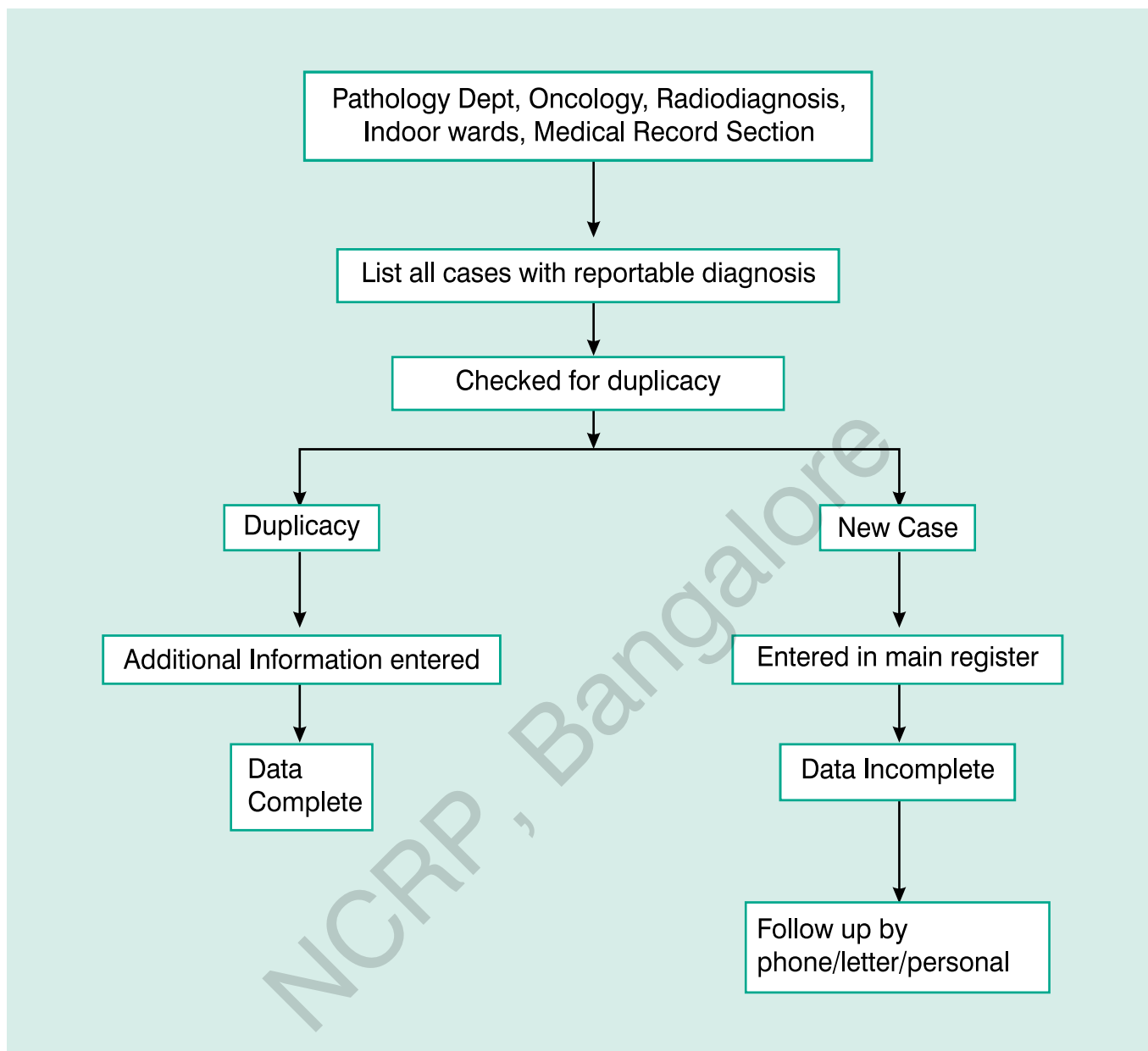
- The Indian Council of Medical Research, Govt. of India.
- Dr. A. Nandakumar, Officer-in-charge, NRCP, ICMR, and all his staff.
- Dr. J. Mahanta, Director, RMRC (ICMR), Dibrugarh and all his staff.
- Dr. N. Pallai, Director of Health Services.
- Dr. K. Lalbiakzuala, HOD, Surgery Department and his colleagues.

- Dr. Rosangluaia, HOD, Medicine Department and his colleagues.
- Dr. Lalsiampara, HOD, ENT Department and his colleagues.
- Dr. Lalthanpuii, Endoscopist, Civil hospital, Aizawl.
- Dr. Lalnunsemi, Pathologist, Presbyterian Hospital, Durtlang & her colleagues.
- All our district representatives- Dr. K.K. Ghose & Dr. Rothangpuaia (Lunglei), Dr. Lalmalsawmi Sailo & Dr. K. Zatluanga (Champhai), Dr. H.S. Lalchungnunga (Serkawn), Dr. Lalchhandama (Kolasib), Dr. P.C. Lalramenga (Lawngtlai), Dr. K. Beichhua (Saiha), Dr. Z.D. Lalmuanawma (Serchhip), Dr. Zosangpuii (Mamit)
- All Officers and staff of Medical Record Section, Civil Hospital, Aizawl.
- Directors, doctors and staff of all our sources of registration mentioned above.
- All Registrars of Births and Deaths, Mizoram
- Director and staff of Department of Economics and Statistics.
- All Principal Investigators and Co-Investigators of other Cancer Registries under NCRP.
- Mizoram Cancer Society.
- Cancer patients and their relatives, for their active co-operation.

Staff of PBCR, Civil Hospital, Aizawl

Dr. Joseph Lalluaia	:	Research Medical Officer
Ms. VL Thlamuani	:	Statistician
Mrs. Annie Hmingthanmawii	:	Social Investigator
Mrs. LH Lalmuanpuii	:	Social Investigator
Ms. Lalrempuii	:	Social Investigator
Ms. Vanlalnghaki	:	Computer Operator

Flow Chart A: Case finding in Hospital



Flow Chart B: Case finding from Death Certificate.

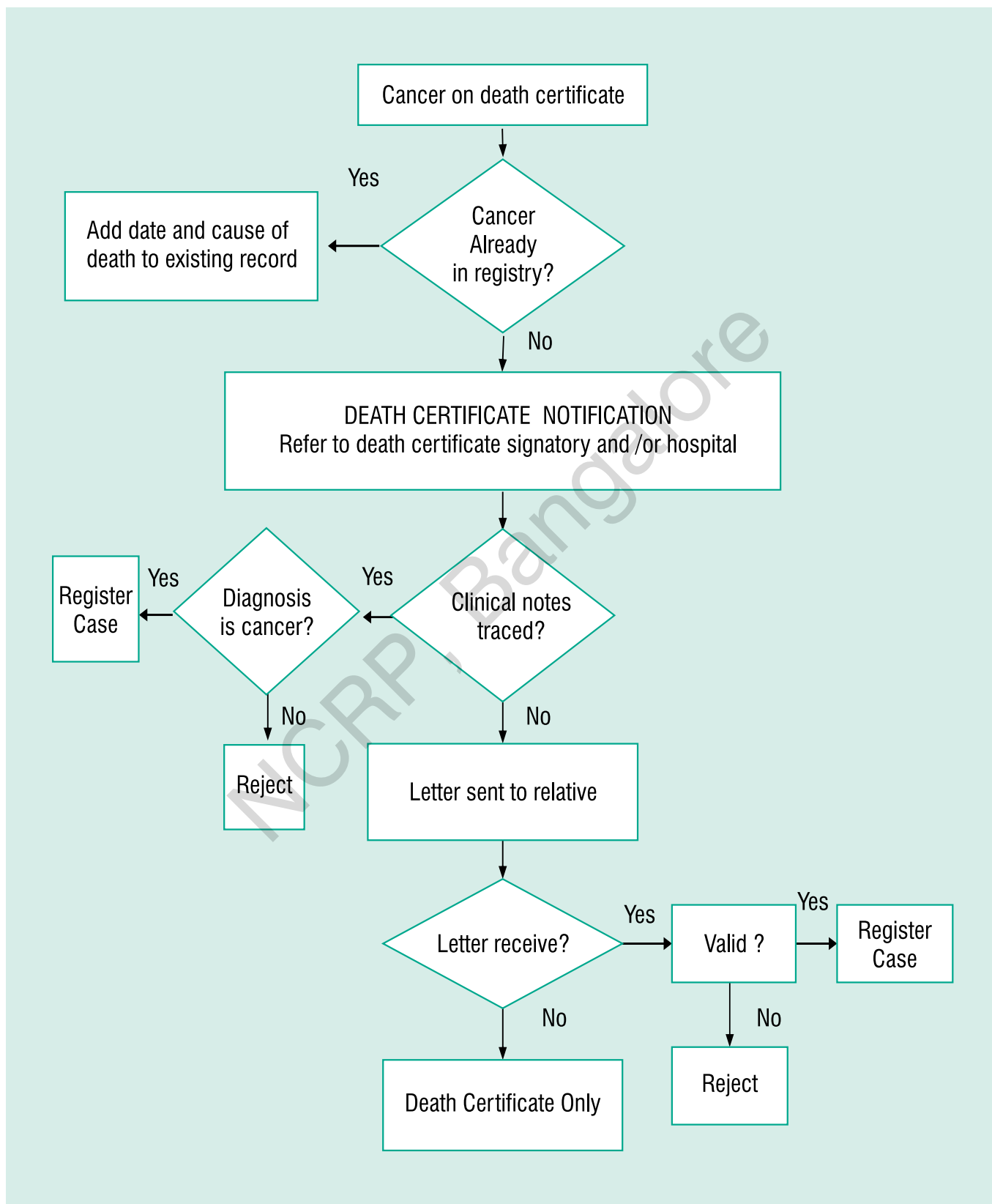


Figure MIZ-1

Population Pyramid showing Age Distribution: 2005-2006

Mizoram State (All Districts)

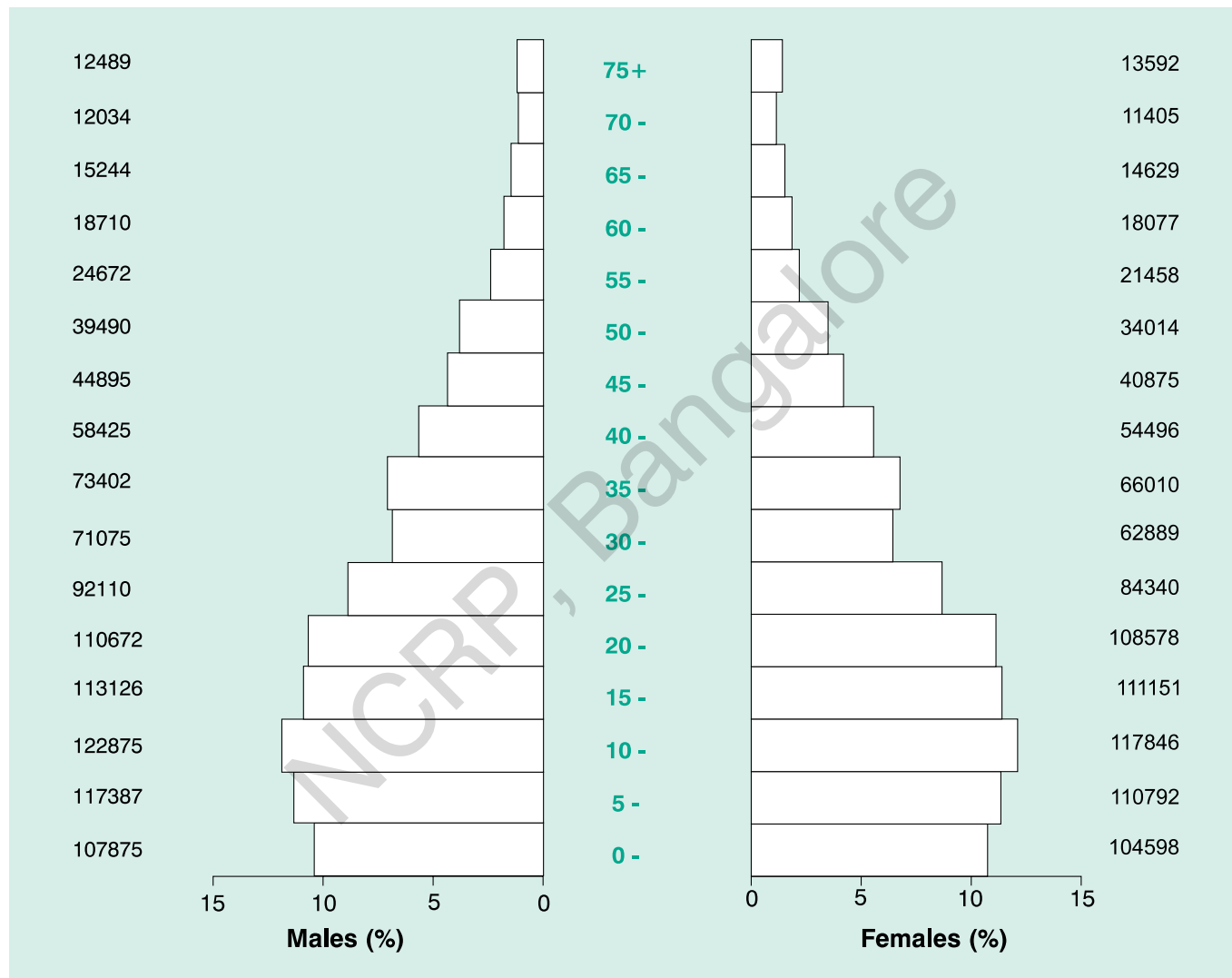


TABLE: MIZ - 1**Population by Five Year Age Group and Gender : 2005-2006***Number and Relative Proportion (%)***Mizoram State (All Districts)**

Age Group	MALES		FEMALES		TOTAL	
	Number	%	Number	%	Number	%
0-4	107875	10.43	104598	10.73	212474	10.57
5-9	117387	11.35	110792	11.37	228179	11.36
10-14	122875	11.88	117846	12.09	240721	11.98
15-19	113126	10.94	111151	11.40	224277	11.16
20-24	110672	10.70	108578	11.14	219250	10.91
25-29	92110	8.90	84340	8.65	176450	8.78
30-34	71075	6.87	62889	6.45	133964	6.67
35-39	73402	7.10	66010	6.77	139412	6.94
40-44	58425	5.65	54496	5.59	112921	5.62
45-49	44895	4.34	40875	4.19	85770	4.27
50-54	39490	3.82	34014	3.49	73504	3.66
55-59	24672	2.38	21458	2.20	46130	2.30
60-64	18710	1.81	18077	1.85	36788	1.83
65-69	15244	1.47	14629	1.50	29872	1.49
70-74	12034	1.16	11405	1.17	23440	1.17
75+	12489	1.21	13592	1.39	26081	1.30
Total	1034482	100.00	974749	100.00	2009231	100.00

TABLE : MIZ - 2**Main Sources of Registration of Incident Cases of Cancer : 2005-2006****Mizoram State (All Districts)**

Name of the Institution (Source Code)	Number	%
Civil Hospital, Aizawl (100)	872	38.36
Life Line Lab, Aizawl (101)	525	23.10
Registry of Births & Deaths, Aizawl (109)	339	14.91
Genesis Lab, Aizawl (102)	202	8.89
DCO (989)	119	5.24
Presbyterian Hospital, Aizawl (103)	77	3.39
North East Cancer Atlas Data (888)	44	1.94
Civil Hospital, Lunglei (200)	25	1.10
Sky Lab, Lunglei (201)	16	0.70
New Life Polyclinic, Aizawl (107)	12	0.53
Christian Hospital, Lunglei (202)	9	0.40
Civil Hospital, Kolasib (700)	8	0.35
Tata Memorial Hospital, Mumbai (900)	6	0.26
Civil Hospital, Champhai (400)	5	0.22
Others (999)	14	0.62
Total	2273	100.00

The numbers and proportion listed are the minimum number of cases. Institutions could have registered / reported more cases, since duplicate registrations and non-resident/registry cases are not included.

**TABLE MIZ-3 (a): Number of Incident Cancers by Five Year Age Group and Site (ICD-10):
2005-2006 – Males**

%= Relative Proportion of Cancers of All Sites.

Mizoram State (All Districts)

ICD-10	Site	0-4	5-9	10-14	15-19	20-24	25-29	30-34	35-39	40-44	45-49	50-54	55-59	60-64	65-69	70-74	75+	Unkn	Total	%
C00	Lip	-	-	-	-	-	-	-	1	-	-	-	-	-	-	-	1	0.08	-	-
C01-02	Tongue	-	-	-	-	2	-	2	1	7	5	2	4	2	-	1	26	2.03	-	-
C03-06	Mouth	-	-	-	-	-	-	3	1	1	7	-	2	3	1	1	21	1.64	2	-
C07-8	Salivary Gland	-	-	-	-	-	-	-	-	-	-	-	-	1	-	1	2	0.16	-	-
C09	Tonsil	-	-	-	-	-	-	1	1	1	1	10	2	2	-	-	18	1.41	-	-
C10	Oth. Oropharynx	-	-	-	-	-	-	-	1	-	2	5	2	-	1	-	11	0.86	-	-
C11	Nasopharynx	1	-	-	-	-	2	-	4	6	3	6	4	6	7	4	46	3.60	3	-
C12-13	Hypopharynx	-	-	-	-	-	-	-	1	16	12	7	12	5	2	6	63	4.93	2	-
C14	Pharynx Unspecified	-	-	-	-	-	-	-	1	4	3	4	2	-	1	4	20	1.56	1	-
C15	Oesophagus	-	-	-	-	-	1	1	6	18	28	30	25	15	8	7	142	11.10	3	-
C16	Stomach	-	-	-	-	1	2	3	11	28	28	40	28	50	37	41	302	23.61	33	-
C17	Small Intestine	-	-	-	-	-	-	-	-	1	1	-	1	-	2	-	5	0.39	-	-
C18	Colon	-	-	-	-	-	-	1	1	-	1	1	1	2	2	3	14	1.09	2	-
C19-20	Rectum	-	-	-	-	-	1	1	-	-	3	-	4	3	2	6	21	1.64	1	-
C21	Anus & Anal Canal	-	-	-	-	-	-	-	-	-	-	-	-	-	-	-	1	0.08	1	-
C22	Liver	-	-	-	-	-	1	3	5	6	6	3	-	2	6	5	42	3.28	5	-
C23-24	Gallbladder etc.	-	-	-	-	-	-	-	-	-	-	-	3	1	2	-	7	0.55	1	-
C25	Pancreas	-	-	-	-	-	1	-	-	1	1	1	3	1	3	1	15	1.17	3	-
C30-31	Nose, Sinuses etc.	1	-	-	-	-	-	-	-	1	-	1	1	-	-	-	4	0.31	-	-
C32	Larynx	-	-	-	-	-	-	1	2	7	2	2	1	3	1	-	21	1.64	2	-
C33-34	Lung etc.	-	-	-	-	-	-	3	4	5	7	17	19	32	16	31	161	12.59	27	-
C37-38	Other Thoracic Organs	-	-	-	-	-	-	-	-	-	1	-	-	-	-	-	1	0.08	-	-
C40-41	Bone	-	1	-	1	2	-	-	-	2	-	-	-	1	-	1	8	0.63	-	-
C43	Melanoma of Skin	-	-	-	-	-	-	-	-	-	-	-	-	-	-	-	-	-	-	-
C44	Other Skin	-	-	-	-	-	-	-	1	-	-	-	2	-	2	2	9	0.70	2	-
C45	Mesothelioma	-	-	-	-	-	-	-	-	-	-	-	-	-	-	-	-	-	-	-
C46	Kaposi Sarcoma	-	-	-	-	-	-	-	-	-	-	-	-	-	-	-	-	-	-	-
C47+C49	Conn. & Soft Tissue	-	-	-	1	-	-	1	1	-	-	3	2	-	-	3	15	1.17	4	-
C50	Breast	-	-	-	-	-	-	-	-	-	-	-	-	-	1	-	2	0.16	1	-
C60	Penis	-	-	-	-	-	-	-	1	-	-	2	1	2	-	-	7	0.55	1	-
C61	Prostate	-	-	-	-	-	-	-	-	-	-	-	1	-	1	12	18	1.41	4	-
C62	Testis	1	-	-	1	-	1	-	-	-	-	1	-	-	-	-	4	0.31	-	-
C63	Other Male Genital	-	-	-	-	-	-	-	-	-	-	-	-	-	-	-	-	-	-	-
C64	Kidney etc.	4	-	-	-	-	-	-	-	-	-	1	-	-	1	-	6	0.47	-	-
C65	Renal Pelvis	-	-	-	-	-	-	-	-	-	-	-	-	-	-	-	-	-	-	-
C66	Ureter	-	-	-	-	-	-	-	-	-	-	-	-	-	-	-	-	-	-	-
C67	Bladder	-	-	-	-	1	1	-	2	-	1	-	-	1	1	4	11	0.86	-	-
C68	Uns. Urinary Organs	-	-	-	-	-	-	-	-	-	-	-	-	-	-	-	-	-	-	-
C69	Eye	3	-	-	-	-	-	-	-	-	-	-	1	-	-	-	4	0.31	-	-
C70-72	Brain, Nervous System	-	2	-	1	3	-	-	1	1	1	1	-	1	1	-	14	1.09	2	-
C73	Thyroid	-	-	-	-	-	-	-	-	-	1	-	-	1	2	1	6	0.47	1	-
C74	Adrenal Gland	-	-	-	-	-	-	-	-	-	-	-	-	-	-	-	-	-	-	-
C77	Sec Lymph Nodes	-	-	-	-	-	-	-	-	1	-	-	1	-	-	1	3	0.23	-	-
C78	Sec Resp & Digestive	-	-	-	-	-	-	-	-	-	-	-	-	-	-	-	-	-	-	-
C79	Sec Others	-	-	-	-	-	-	-	-	-	-	-	-	-	-	-	-	-	-	-
C81	Hodgkins Disease	-	-	-	-	-	-	1	-	1	-	-	-	-	-	-	2	0.16	-	-
C82-85,C96	NHL	1	1	-	1	1	-	1	1	2	-	1	3	2	4	2	21	1.64	1	-
C90	Multiple Myeloma	-	-	-	-	-	-	-	-	-	-	1	-	-	-	1	2	0.16	-	-
C91	Lymphoid Leuk.	2	-	3	-	-	-	-	-	-	1	1	-	2	-	-	9	0.70	-	-
C92-94	Myeloid Leukaemia	2	1	-	3	3	1	-	-	2	1	2	3	-	-	-	19	1.49	1	-
C95	Leukaemia Uns	1	1	-	2	2	1	1	-	-	-	-	-	2	-	2	13	1.02	1	-
O&U	Other and Uns	5	-	1	-	-	2	1	10	12	11	22	19	11	25	30	162	12.67	13	-
	All Sites	21	6	4	10	15	14	24	57	123	127	164	147	151	129	170	1279	100.00	117	-

**TABLE MIZ-3 (b): Number of Incident Cancers by Five Year Age Group and Site (ICD-10):
2005-2006 – Females**

%= Relative Proportion of Cancers of All Sites.

Mizoram State (All Districts)

ICD-10	Site	0-4	5-9	10-14	15-19	20-24	25-29	30-34	35-39	40-44	45-49	50-54	55-59	60-64	65-69	70-74	75+	Unkn	Total	%
C00	Lip	-	-	-	-	-	-	-	-	-	-	-	-	-	-	-	-	-	-	-
C01-02	Tongue	-	-	-	-	-	-	-	1	-	-	-	-	-	1	1	-	-	3	0.30
C03-06	Mouth	-	-	-	-	-	-	-	1	2	-	3	1	2	2	1	1	-	13	1.31
C07-8	Salivary Gland	-	-	-	-	-	-	-	-	1	-	-	-	-	1	2	-	-	4	0.40
C09	Tonsil	-	-	-	-	-	-	1	-	-	-	1	-	-	-	-	-	-	2	0.20
C10	Oth. Oropharynx	-	-	-	-	-	-	-	-	-	-	-	1	-	-	-	-	-	1	0.10
C11	Nasopharynx	-	-	-	-	-	-	1	-	1	1	2	1	3	2	2	1	-	14	1.41
C12-13	Hypopharynx	-	-	-	-	-	-	-	2	1	-	1	2	-	1	-	-	-	7	0.70
C14	Pharynx Unspecified	-	-	-	-	-	-	-	-	-	-	1	-	1	1	1	-	-	4	0.40
C15	Oesophagus	-	-	-	-	-	-	1	-	3	3	4	1	1	1	2	4	-	20	2.01
C16	Stomach	-	-	-	-	-	2	4	1	5	9	17	21	20	22	27	21	-	149	14.99
C17	Small Intestine	-	-	-	-	-	-	-	-	1	-	-	-	-	-	-	-	-	1	0.10
C18	Colon	-	-	-	-	1	-	1	2	2	2	2	-	3	-	-	5	-	16	1.61
C19-20	Rectum	-	-	-	-	1	1	2	-	2	3	5	2	6	5	3	-	-	30	3.02
C21	Anus & Anal Canal	-	-	-	-	-	-	1	-	-	-	-	-	-	-	-	-	-	1	0.10
C22	Liver	2	-	-	-	-	-	-	2	-	3	2	7	3	2	3	2	-	26	2.62
C23-24	Gallbladder etc.	-	-	-	-	-	-	-	1	-	1	3	2	1	3	1	2	-	14	1.41
C25	Pancreas	-	-	-	-	-	-	-	1	1	2	2	1	-	2	-	3	-	12	1.21
C30-31	Nose, Sinuses etc.	-	1	-	-	1	2	-	-	-	-	-	-	-	1	-	-	-	5	0.50
C32	Larynx	-	-	-	-	-	-	-	1	1	-	5	-	-	1	-	3	-	11	1.11
C33-34	Lung etc.	-	-	1	-	-	-	1	2	6	5	15	21	26	30	21	22	-	150	15.09
C37-38	Other Thoracic Organs	-	-	-	-	-	-	-	-	-	-	-	-	-	-	-	-	-	-	-
C40-41	Bone	-	-	-	2	-	-	-	-	-	2	-	-	-	2	-	1	-	7	0.70
C43	Melanoma of Skin	-	-	-	-	-	-	-	-	-	-	-	-	-	-	-	-	-	-	-
C44	Other Skin	-	-	-	-	-	-	-	-	-	-	-	-	2	2	-	1	-	5	0.50
C45	Mesothelioma	-	-	-	-	-	-	-	-	-	-	-	-	-	-	-	-	-	-	-
C46	Kaposi Sarcoma	-	-	-	-	-	-	-	-	-	-	-	-	-	-	-	-	-	-	-
C47+C49	Conn. & Soft Tissue	-	1	-	-	-	-	1	-	-	-	-	1	1	1	-	2	-	7	0.70
C50	Breast	-	-	-	1	1	1	7	9	17	13	11	11	9	7	5	4	-	96	9.66
C51	Vulva	-	-	-	-	-	-	1	-	-	1	1	3	-	-	1	-	-	7	0.70
C52	Vagina	-	-	-	-	-	-	-	-	1	-	-	-	-	-	-	-	-	1	0.10
C53	Cervix Uteri	-	-	-	-	2	3	16	23	28	19	15	14	1	6	6	1	-	134	13.48
C54	Corpus Uteri	-	-	-	-	-	-	-	-	-	1	1	1	1	-	-	-	1	5	0.50
C55	Uterus Unspecified	-	-	-	-	1	-	-	1	-	1	2	-	-	-	-	-	-	5	0.50
C56	Ovary etc.	-	-	-	1	-	-	3	3	1	4	-	-	1	2	-	2	-	17	1.71
C57	Other Female Genital	-	-	-	-	-	-	-	-	2	-	-	-	-	1	-	-	-	3	0.30
C58	Placenta	-	-	-	1	1	4	1	1	1	-	1	-	-	-	-	-	-	10	1.01
C64	Kidney etc.	2	-	-	-	-	-	-	-	1	1	2	-	-	-	-	-	-	6	0.60
C65	Renal Pelvis	-	-	-	-	-	-	-	-	-	-	-	-	-	-	-	-	-	-	-
C66	Ureter	-	-	-	-	-	-	-	-	-	-	-	-	-	-	-	-	-	-	-
C67	Bladder	-	-	-	-	-	-	-	-	2	1	-	1	1	-	1	-	-	6	0.60
C68	Uns.Urinary Organs	-	-	-	-	-	-	-	-	-	-	-	-	-	-	-	-	-	-	-
C69	Eye	1	-	-	-	-	-	-	-	-	-	-	-	1	-	1	1	-	4	0.40
C70-72	Brain, Nervous System	-	-	-	1	-	-	1	-	-	-	-	1	-	1	2	-	-	6	0.60
C73	Thyroid	-	-	-	2	1	-	-	2	1	1	1	2	-	1	2	6	-	19	1.91
C74	Adrenal Gland	-	-	-	-	-	-	-	-	-	-	-	-	-	-	-	-	-	-	-
C77	Sec Lymph Nodes	-	-	-	-	-	1	-	-	-	-	-	-	1	-	-	-	-	2	0.20
C78	Sec Resp & Digestive	-	-	-	-	-	-	-	-	-	-	-	-	-	-	-	-	-	-	-
C79	Sec Others	-	-	-	-	-	-	-	-	-	-	-	-	-	-	-	-	-	-	-
C81	Hodgkins Disease	-	-	-	-	-	-	-	-	-	-	-	-	-	-	-	-	-	-	-
C82-85,C96	NHL	1	-	1	-	1	-	-	2	1	-	1	2	2	-	2	2	-	15	1.51
C90	Multiple Myeloma	-	-	-	-	-	-	-	-	-	-	2	-	-	-	-	-	-	2	0.20
C91	Lymphoid Leuk.	1	1	-	-	-	-	-	-	-	-	-	-	-	-	-	-	-	2	0.20
C92-94	Myeloid Leukaemia	1	1	1	-	2	-	-	1	-	2	2	-	-	1	1	-	-	12	1.21
C95	Leukaemia Uns	3	-	-	1	2	-	2	-	-	-	-	1	-	-	-	-	-	9	0.91
O&U	Other and Uns	-	-	2	-	-	1	1	4	11	14	16	12	15	14	16	25	-	131	13.18
	All Sites	11	4	5	9	12	16	43	61	90	88	116	112	97	114	103	112	1	994	100.00

TABLE: MIZ-4(a):
Average Annual Age Specific, Crude (CR), Age Adjusted (AAR) (with Standard Error(SE)) and
Truncated (35-64 yrs) (TR) Incidence Rate per 100,000 population: 2005-2006 - Males
Mizoram State (All Districts)

ICD-10	0-4	5-9	10-14	15-19	20-24	25-29	30-34	35-39	40-44	45-49	50-54	55-59	60-64	65-69	70-74	>75	CR	AAR	SE	TR
C00	-	-	-	-	-	-	-	1.4	-	-	-	-	-	-	-	-	0.1	0.1	0.08	0.3
C01-02	-	-	-	-	1.8	-	2.8	1.4	12.0	11.1	5.1	16.2	10.7	-	-	8.0	2.5	3.3	0.67	9.0
C03-06	-	-	-	-	-	-	4.2	1.4	1.7	15.6	-	8.1	16.0	6.6	16.6	8.0	2.0	3.0	0.69	6.7
C07-8	-	-	-	-	-	-	-	-	-	-	-	-	5.3	-	-	8.0	0.2	0.4	0.27	0.7
C09	-	-	-	-	-	-	1.4	1.4	1.7	2.2	25.3	8.1	10.7	-	-	-	1.7	2.4	0.59	7.5
C10	-	-	-	-	-	-	-	1.4	-	4.5	12.7	8.1	-	6.6	-	-	1.1	1.5	0.46	4.2
C11	0.9	-	-	-	-	2.2	-	5.4	10.3	6.7	15.2	16.2	32.1	45.9	24.9	32.0	4.4	6.8	1.05	13.0
C12-13	-	-	-	-	-	-	-	1.4	27.4	26.7	17.7	48.7	26.7	13.1	16.6	48.1	6.1	8.9	1.15	23.3
C14	-	-	-	-	-	-	-	1.4	6.8	6.7	10.1	8.1	-	6.6	8.3	32.0	1.9	2.7	0.62	5.6
C15	-	-	-	-	-	1.1	1.4	8.2	30.8	62.4	76.0	101.4	80.2	52.5	24.9	56.1	13.7	20.5	1.77	55.3
C16	-	-	-	-	0.9	2.2	4.2	15.0	47.9	62.4	101.3	113.5	267.4	242.8	274.4	328.5	29.2	47.7	2.82	89.7
C17	-	-	-	-	-	-	-	-	1.7	2.2	-	4.1	-	13.1	-	-	0.5	0.8	0.36	1.3
C18	-	-	-	-	-	-	1.4	1.4	-	2.2	2.5	4.1	10.7	13.1	16.6	24.0	1.4	2.2	0.61	3.0
C19-20	-	-	-	-	-	1.1	1.4	-	-	6.7	-	16.2	16.0	13.1	8.3	48.1	2.0	3.4	0.75	5.5
C21	-	-	-	-	-	-	-	-	-	-	-	-	-	-	8.3	-	0.1	0.2	0.17	-
C22	-	-	-	-	-	1.1	4.2	6.8	10.3	13.4	7.6	-	10.7	39.4	41.6	40.1	4.1	5.8	0.93	8.5
C23-24	-	-	-	-	-	-	-	-	-	-	-	12.2	5.3	13.1	8.3	-	0.7	1.3	0.48	2.3
C25	-	-	-	-	-	1.1	-	-	1.7	2.2	2.5	12.2	5.3	19.7	24.9	8.0	1.5	2.4	0.63	3.4
C30-31	0.9	-	-	-	-	-	-	-	1.7	-	2.5	4.1	-	-	-	-	0.4	0.5	0.26	1.3
C32	-	-	-	-	-	-	1.4	2.7	12.0	4.5	5.1	4.1	16.0	6.6	16.6	-	2.0	2.8	0.65	7.1
C33-34	-	-	-	-	-	-	4.2	5.4	8.6	15.6	43.1	77.0	171.1	105.0	224.5	248.4	15.6	26.7	2.15	44.7
C37-38	-	-	-	-	-	-	-	-	-	2.2	-	-	-	-	-	-	0.1	0.1	0.13	0.4
C40-41	-	0.9	-	0.9	1.8	-	-	-	3.4	-	-	-	5.3	-	-	8.0	0.8	0.9	0.34	1.4
C43	-	-	-	-	-	-	-	-	-	-	-	-	-	-	-	-	-	-	-	-
C44	-	-	-	-	-	-	-	1.4	-	-	-	8.1	-	13.1	16.6	16.0	0.9	1.5	0.49	1.3
C45	-	-	-	-	-	-	-	-	-	-	-	-	-	-	-	-	-	-	-	-
C46	-	-	-	-	-	-	-	-	-	-	-	-	-	-	-	-	-	-	-	-
C47+C49	-	-	-	0.9	-	-	1.4	1.4	-	-	7.6	8.1	-	-	33.3	24.0	1.5	2.1	0.56	2.5
C50	-	-	-	-	-	-	-	-	-	-	-	-	-	6.6	8.3	-	0.2	0.4	0.26	-
C60	-	-	-	-	-	-	-	1.4	-	-	5.1	4.1	10.7	-	8.3	-	0.7	1.1	0.43	3.0
C61	-	-	-	-	-	-	-	-	-	-	-	4.1	-	6.6	33.3	96.1	1.7	2.9	0.70	0.5
C62	0.9	-	-	0.9	-	1.1	-	-	-	-	2.5	-	-	-	-	-	0.4	0.4	0.21	0.4
C63	-	-	-	-	-	-	-	-	-	-	-	-	-	-	-	-	-	-	-	-
C64	3.7	-	-	-	-	-	-	-	-	-	2.5	-	-	6.6	-	-	0.6	0.8	0.32	0.4
C65	-	-	-	-	-	-	-	-	-	-	-	-	-	-	-	-	-	-	-	-
C66	-	-	-	-	-	-	-	-	-	-	-	-	-	-	-	-	-	-	-	-
C67	-	-	-	-	0.9	1.1	-	2.7	-	2.2	-	-	5.3	6.6	-	32.0	1.1	1.5	0.48	1.6
C68	-	-	-	-	-	-	-	-	-	-	-	-	-	-	-	-	-	-	-	-
C69	2.8	-	-	-	-	-	-	-	-	-	-	4.1	-	-	-	-	0.4	0.5	0.25	0.5
C70-72	-	1.7	-	0.9	2.7	-	-	1.4	1.7	2.2	2.5	-	5.3	6.6	16.6	-	1.4	1.7	0.48	2.1
C73	-	-	-	-	-	-	-	-	-	2.2	-	-	5.3	13.1	8.3	8.0	0.6	1.1	0.44	1.1
C74	-	-	-	-	-	-	-	-	-	-	-	-	-	-	-	-	-	-	-	-
C77	-	-	-	-	-	-	-	-	1.7	-	-	4.1	-	-	-	8.0	0.3	0.4	0.25	0.9
C78	-	-	-	-	-	-	-	-	-	-	-	-	-	-	-	-	-	-	-	-
C79	-	-	-	-	-	-	-	-	-	-	-	-	-	-	-	-	-	-	-	-
C81	-	-	-	-	-	-	1.4	-	1.7	-	-	-	-	-	-	-	0.2	0.2	0.13	0.3
C82-85,C96	0.9	0.9	-	0.9	0.9	-	1.4	1.4	3.4	-	2.5	12.2	10.7	26.3	8.3	16.0	2.0	3.0	0.70	4.3
C90	-	-	-	-	-	-	-	-	-	-	2.5	-	-	-	-	8.0	0.2	0.3	0.20	0.4
C91	1.9	-	2.4	-	-	-	-	-	-	2.2	2.5	-	10.7	-	-	-	0.9	1.1	0.41	2.2
C92-94	1.9	0.9	-	2.7	2.7	1.1	-	-	3.4	2.2	5.1	12.2	-	-	8.3	-	1.8	2.1	0.50	3.5
C95	0.9	0.9	-	1.8	1.8	1.1	1.4	-	-	-	-	-	10.7	-	8.3	16.0	1.3	1.6	0.48	1.4
O&U	4.6	-	0.8	-	-	2.2	1.4	13.6	20.5	24.5	55.7	77.0	58.8	164.1	108.1	240.4	15.7	24.5	1.98	37.9
All	19.5	5.1	3.3	8.8	13.6	15.2	33.8	77.7	210.6	282.9	415.4	596.0	807.4	846.6	972.9	1362.1	123.7	191.5	5.52	358.6

TABLE:MIZ-4(b):
Average Annual Age Specific, Crude (CR), Age Adjusted (AAR) (with Standard Error(SE)) and
Truncated (35-64 yrs) (TR) Incidence Rate per 100,000 population: 2005-2006 - Females
Mizoram State (All Districts)

ICD-10	0-4	5-9	10-14	15-19	20-24	25-29	30-34	35-39	40-44	45-49	50-54	55-59	60-64	65-69	70-74	>75	CR	AAR	SE	TR	
C00	-	-	-	-	-	-	-	-	-	-	-	-	-	-	-	-	-	-	-	-	
C01-02	-	-	-	-	-	-	-	1.5	-	-	-	-	-	6.8	8.8	-	0.3	0.5	0.28	0.3	
C03-06	-	-	-	-	-	-	-	1.5	3.7	-	8.8	4.7	11.1	13.7	8.8	7.4	1.3	2.1	0.61	4.5	
C07-8	-	-	-	-	-	-	-	-	1.8	-	-	-	-	6.8	17.5	-	0.4	0.7	0.34	0.4	
C09	-	-	-	-	-	-	-	1.6	-	-	-	2.9	-	-	-	-	0.2	0.2	0.18	0.5	
C10	-	-	-	-	-	-	-	-	-	-	-	4.7	-	-	-	-	0.1	0.2	0.19	0.6	
C11	-	-	-	-	-	-	-	1.6	-	1.8	2.4	5.9	4.7	16.6	13.7	17.5	7.4	1.4	2.4	0.66	4.5
C12-13	-	-	-	-	-	-	-	-	3.0	1.8	-	2.9	9.3	-	6.8	-	-	0.7	1.0	0.40	2.6
C14	-	-	-	-	-	-	-	-	-	-	-	2.9	-	5.5	6.8	8.8	-	0.4	0.7	0.38	1.2
C15	-	-	-	-	-	-	-	1.6	-	5.5	7.3	11.8	4.7	5.5	6.8	17.5	29.4	2.1	3.0	0.69	5.7
C16	-	-	-	-	-	2.4	6.4	1.5	9.2	22.0	50.0	97.9	110.7	150.5	236.9	154.6	15.3	25.7	2.15	41.3	
C17	-	-	-	-	-	-	-	-	1.8	-	-	-	-	-	-	-	0.1	0.1	0.11	0.4	
C18	-	-	-	-	-	1.2	-	1.5	3.7	4.9	5.9	-	16.6	-	-	36.8	1.6	2.4	0.62	5.0	
C19-20	-	-	-	-	-	1.2	1.6	3.0	-	4.9	8.8	23.3	11.1	41.0	43.9	22.1	3.1	5.0	0.94	7.4	
C21	-	-	-	-	-	-	-	1.6	-	-	-	-	-	-	-	-	0.1	0.1	0.10	-	
C22	1.9	-	-	-	-	-	-	3.0	-	7.3	5.9	32.6	16.6	13.7	26.3	14.7	2.7	4.3	0.87	9.3	
C23-24	-	-	-	-	-	-	-	1.5	-	2.4	8.8	9.3	5.5	20.5	8.8	14.7	1.4	2.4	0.64	4.1	
C25	-	-	-	-	-	-	-	1.5	1.8	4.9	5.9	4.7	-	13.7	-	22.1	1.2	1.8	0.54	3.1	
C30-31	-	0.9	-	-	0.9	2.4	-	-	-	-	-	-	-	6.8	-	-	0.5	0.6	0.27	-	
C32	-	-	-	-	-	-	-	1.5	1.8	-	14.7	-	-	6.8	-	22.1	1.1	1.6	0.49	3.0	
C33-34	-	-	0.8	-	-	-	1.6	3.0	11.0	12.2	44.1	97.9	143.9	205.2	184.2	162.0	15.4	26.7	2.22	43.4	
C37-38	-	-	-	-	-	-	-	-	-	-	-	-	-	-	-	-	-	-	-	-	
C40-41	-	-	-	1.8	-	-	-	-	-	4.9	-	-	-	-	-	7.4	0.7	1.0	0.40	0.9	
C43	-	-	-	-	-	-	-	-	-	-	-	-	-	-	-	-	-	-	-	-	
C44	-	-	-	-	-	-	-	-	-	-	-	-	11.1	13.7	-	7.4	0.5	1.0	0.45	1.4	
C45	-	-	-	-	-	-	-	-	-	-	-	-	-	-	-	-	-	-	-	-	
C46	-	-	-	-	-	-	-	-	-	-	-	-	-	-	-	-	-	-	-	-	
C47+C49	-	0.9	-	-	-	-	1.6	-	-	-	-	4.7	5.5	6.8	-	14.7	0.7	1.1	0.43	1.3	
C50	-	-	-	0.9	0.9	1.2	11.1	13.6	31.2	31.8	32.3	51.3	49.8	47.9	43.9	29.4	9.8	14.1	1.50	33.1	
C51	-	-	-	-	-	-	1.6	-	-	2.4	2.9	14.0	-	-	8.8	-	0.7	1.1	0.43	2.8	
C52	-	-	-	-	-	-	-	-	1.8	-	-	-	-	-	-	-	0.1	0.1	0.11	0.4	
C53	-	-	-	-	1.8	3.6	25.4	34.8	51.4	46.5	44.1	65.3	5.5	41.0	52.6	7.4	13.7	17.4	1.56	41.9	
C54	-	-	-	-	-	-	-	-	-	2.4	2.9	4.7	5.5	-	-	-	0.5	0.7	0.36	2.3	
C55	-	-	-	-	0.9	-	-	1.5	-	2.4	5.9	-	-	-	-	-	0.5	0.6	0.28	1.7	
C56	-	-	-	0.9	-	-	4.8	4.5	1.8	9.8	-	-	5.5	13.7	-	14.7	1.7	2.3	0.58	3.8	
C57	-	-	-	-	-	-	-	-	3.7	-	-	-	-	6.8	-	-	0.3	0.4	0.26	0.7	
C58	-	-	-	0.9	0.9	4.7	1.6	1.5	1.8	-	2.9	-	-	-	-	-	1.0	1.0	0.31	1.1	
C64	1.9	-	-	-	-	-	-	-	1.8	2.4	5.9	-	-	-	-	-	0.6	0.8	0.32	1.8	
C65	-	-	-	-	-	-	-	-	-	-	-	-	-	-	-	-	-	-	-	-	
C66	-	-	-	-	-	-	-	-	-	-	-	-	-	-	-	-	-	-	-	-	
C67	-	-	-	-	-	-	-	-	3.7	2.4	-	4.7	5.5	-	8.8	-	0.6	1.0	0.40	2.5	
C68	-	-	-	-	-	-	-	-	-	-	-	-	-	-	-	-	-	-	-	-	
C69	1.0	-	-	-	-	-	-	-	-	-	-	-	5.5	-	8.8	7.4	0.4	0.7	0.34	0.7	
C70-72	-	-	-	0.9	-	-	1.6	-	-	-	-	4.7	-	6.8	17.5	-	0.6	0.9	0.39	0.6	
C73	-	-	-	1.8	0.9	-	-	3.0	1.8	2.4	2.9	9.3	-	6.8	17.5	44.2	1.9	2.6	0.63	3.1	
C74	-	-	-	-	-	-	-	-	-	-	-	-	-	-	-	-	-	-	-	-	
C77	-	-	-	-	-	1.2	-	-	-	-	-	-	5.5	-	-	-	0.2	0.3	0.24	0.7	
C78	-	-	-	-	-	-	-	-	-	-	-	-	-	-	-	-	-	-	-	-	
C79	-	-	-	-	-	-	-	-	-	-	-	-	-	-	-	-	-	-	-	-	
C81	-	-	-	-	-	-	-	-	-	-	-	-	-	-	-	-	-	-	-	-	
C82-85,C96	1.0	-	0.8	-	0.9	-	-	3.0	1.8	-	2.9	9.3	11.1	-	17.5	14.7	1.5	2.2	0.59	4.0	
C90	-	-	-	-	-	-	-	-	-	-	5.9	-	-	-	-	-	0.2	0.3	0.21	0.9	
C91	1.0	0.9	-	-	-	-	-	-	-	-	-	-	-	-	-	-	0.2	0.2	0.15	-	
C92-94	1.0	0.9	0.8	-	1.8	-	-	1.5	-	4.9	5.9	-	-	6.8	8.8	-	1.2	1.5	0.45	2.2	
C95	2.9	-	-	0.9	1.8	-	3.2	-	-	-	-	4.7	-	-	-	-	0.9	0.9	0.33	0.6	
O&U	-	-	1.7	-	-	1.2	1.6	6.1	20.2	34.3	47.1	55.9	83.0	95.8	140.4	184.1	13.4	21.2	1.90	37.2	
All	10.5	3.6	4.2	8.1	11.1	19.0	68.4	92.4	165.2	215.3	341.1	522.2	536.8	779.8	903.7	824.6	102.0	155.0	5.08	283.2	

**TABLE: MIZ-5(a): Number (#) and Proportion (%) of Cancers by Site (ICD-10) and Method of Diagnosis: 2005-2006 - Males
Mizoram State (All Districts)**

ICD-10	Site	Microscopic		X-Ray / imaging		Clinical		Others		D.C.O		Total	
		#	%	#	%	#	%	#	%	#	%	#	%
C00	Lip	1	100.0	-	-	-	-	-	-	-	-	1	100.0
C01-02	Tongue	24	92.3	-	-	-	-	-	-	2	7.7	26	100.0
C03-06	Mouth	19	90.5	-	-	1	4.8	1	4.8	-	-	21	100.0
C07-8	Salivary Gland	1	50.0	-	-	1	50.0	-	-	-	-	2	100.0
C09	Tonsil	17	94.4	-	-	-	-	1	5.6	-	-	18	100.0
C10	Oth. Oropharynx	11	100.0	-	-	-	-	-	-	-	-	11	100.0
C11	Nasopharynx	42	91.3	1	2.2	-	-	3	6.5	-	-	46	100.0
C12-13	Hypopharynx	59	93.7	-	-	3	4.8	1	1.6	-	-	63	100.0
C14	Pharynx Unspecified	12	60.0	-	-	2	10.0	-	-	6	30.0	20	100.0
C15	Oesophagus	121	85.2	4	2.8	3	2.1	10	7.0	4	2.8	142	100.0
C16	Stomach	224	74.2	1	0.3	13	4.3	22	7.3	42	13.9	302	100.0
C17	Small Intestine	4	80.0	-	-	-	-	1	20.0	-	-	5	100.0
C18	Colon	10	71.4	-	-	1	7.1	2	14.3	1	7.1	14	100.0
C19-20	Rectum	15	71.4	-	-	3	14.3	1	4.8	2	9.5	21	100.0
C21	Anus & Anal Canal	-	-	-	-	-	-	-	-	1	100.0	1	100.0
C22	Liver	28	66.7	2	4.8	2	4.8	3	7.1	7	16.7	42	100.0
C23-24	Gallbladder etc.	4	57.1	-	-	-	-	2	28.6	1	14.3	7	100.0
C25	Pancreas	1	6.7	3	20.0	4	26.7	7	46.7	-	-	15	100.0
C30-31	Nose, Sinuses etc.	2	50.0	-	-	2	50.0	-	-	-	-	4	100.0
C32	Larynx	16	76.2	-	-	3	14.3	2	9.5	-	-	21	100.0
C33-34	Lung etc.	96	59.6	21	13.0	6	3.7	9	5.6	29	18.0	161	100.0
C37-38	Other Thoracic Organs	1	100.0	-	-	-	-	-	-	-	-	1	100.0
C40-41	Bone	5	62.5	1	12.5	-	-	-	-	2	25.0	8	100.0
C43	Melanoma of Skin	-	-	-	-	-	-	-	-	-	-	-	-
C44	Other Skin	8	88.9	-	-	-	-	-	-	1	11.1	9	100.0
C45	Mesothelioma	-	-	-	-	-	-	-	-	-	-	-	-
C46	Kaposi Sarcoma	-	-	-	-	-	-	-	-	-	-	-	-
C47+C49	Conn. & Soft Tissue	8	53.3	-	-	-	-	-	-	7	46.7	15	100.0
C50	Breast	2	100.0	-	-	-	-	-	-	-	-	2	100.0
C60	Penis	5	71.4	-	-	1	14.3	-	-	1	14.3	7	100.0
C61	Prostate	3	16.7	-	-	7	38.9	7	38.9	1	5.6	18	100.0
C62	Testis	3	75.0	-	-	-	-	1	25.0	-	-	4	100.0
C63	Other Male Genital	-	-	-	-	-	-	-	-	-	-	-	-
C64	Kidney etc.	3	50.0	-	-	1	16.7	1	16.7	1	16.7	6	100.0
C65	Renal Pelvis	-	-	-	-	-	-	-	-	-	-	-	-
C66	Ureter	-	-	-	-	-	-	-	-	-	-	-	-
C67	Bladder	10	90.9	-	-	-	-	-	-	1	9.1	11	100.0
C68	Uns. Urinary Organs	-	-	-	-	-	-	-	-	-	-	-	-
C69	Eye	2	50.0	-	-	2	50.0	-	-	-	-	4	100.0
C70-72	Brain, Nervous System	4	28.6	2	14.3	1	7.1	2	14.3	5	35.7	14	100.0
C73	Thyroid	6	100.0	-	-	-	-	-	-	-	-	6	100.0
C74	Adrenal Gland	-	-	-	-	-	-	-	-	-	-	-	-
C77	Sec Lymph Nodes	1	33.3	-	-	-	-	-	-	2	66.7	3	100.0
C78	Sec Resp & Digestive	-	-	-	-	-	-	-	-	-	-	-	-
C79	Sec Others	-	-	-	-	-	-	-	-	-	-	-	-
C81	Hodgkins Disease	2	100.0	-	-	-	-	-	-	-	-	2	100.0
C82-85,C96	NHL	21	100.0	-	-	-	-	-	-	-	-	21	100.0
C90	Multiple Myeloma	2	100.0	-	-	-	-	-	-	-	-	2	100.0
C91	Lymphoid Leuk.	9	100.0	-	-	-	-	-	-	-	-	9	100.0
C92-94	Myeloid Leukaemia	18	94.7	-	-	-	-	1	5.3	-	-	19	100.0
C95	Leukaemia Uns	4	30.8	-	-	-	-	-	-	9	69.2	13	100.0
O&U	Other and Uns	39	24.1	1	0.6	3	1.9	1	0.6	118	72.8	162	100.0
	All Sites	863	67.5	36	2.8	59	4.6	78	6.1	243	19.0	1,279	100.0

**TABLE: MIZ-5 (b): Number (#) and Proportion (%) of Cancers by Site (ICD-10) and Method of Diagnosis : 2005-2006 - Females
Mizoram State (All Districts)**

ICD-10	Site	Microscopic		X-Ray / imaging		Clinical		Others		D.C.O		Total	
		#	%	#	%	#	%	#	%	#	%	#	%
C00	Lip	-	-	-	-	-	-	-	-	-	-	-	-
C01-02	Tongue	3	100.0	-	-	-	-	-	-	-	-	3	100.0
C03-06	Mouth	11	84.6	-	-	-	-	-	-	2	15.4	13	100.0
C07-8	Salivary Gland	4	100.0	-	-	-	-	-	-	-	-	4	100.0
C09	Tonsil	2	100.0	-	-	-	-	-	-	-	-	2	100.0
C10	Oth. Oropharynx	1	100.0	-	-	-	-	-	-	-	-	1	100.0
C11	Nasopharynx	13	92.9	-	-	1	7.1	-	-	-	-	14	100.0
C12-13	Hypopharynx	4	57.1	-	-	2	28.6	1	14.3	-	-	7	100.0
C14	Pharynx Unspecified	-	-	-	-	-	-	-	-	4	100.0	4	100.0
C15	Oesophagus	12	60.0	1	5.0	2	10.0	1	5.0	4	20.0	20	100.0
C16	Stomach	102	68.5	2	1.3	15	10.1	10	6.7	20	13.4	149	100.0
C17	Small Intestine	1	100.0	-	-	-	-	-	-	-	-	1	100.0
C18	Colon	12	75.0	-	-	-	-	1	6.3	3	18.8	16	100.0
C19-20	Rectum	24	80.0	-	-	1	3.3	3	10.0	2	6.7	30	100.0
C21	Anus & Anal Canal	1	100.0	-	-	-	-	-	-	-	-	1	100.0
C22	Liver	16	61.5	1	3.8	2	7.7	2	7.7	5	19.2	26	100.0
C23-24	Gallbladder etc.	7	50.0	1	7.1	3	21.4	3	21.4	-	-	14	100.0
C25	Pancreas	1	8.3	4	33.3	2	16.7	4	33.3	1	8.3	12	100.0
C30-31	Nose, Sinuses etc.	5	100.0	-	-	-	-	-	-	-	-	5	100.0
C32	Larynx	7	63.6	-	-	2	18.2	2	18.2	-	-	11	100.0
C33-34	Lung etc.	85	56.7	18	12.0	7	4.7	8	5.3	32	21.3	150	100.0
C37-38	Other Thoracic Organs	-	-	-	-	-	-	-	-	-	-	-	-
C40-41	Bone	4	57.1	-	-	1	14.3	2	28.6	-	-	7	100.0
C43	Melanoma of Skin	-	-	-	-	-	-	-	-	-	-	-	-
C44	Other Skin	5	100.0	-	-	-	-	-	-	-	-	5	100.0
C45	Mesothelioma	-	-	-	-	-	-	-	-	-	-	-	-
C46	Kaposi Sarcoma	-	-	-	-	-	-	-	-	-	-	-	-
C47+C49	Conn. & Soft Tissue	6	85.7	-	-	-	-	-	-	1	14.3	7	100.0
C50	Breast	83	86.5	-	-	5	5.2	4	4.2	4	4.2	96	100.0
C51	Vulva	4	57.1	-	-	2	28.6	1	14.3	-	-	7	100.0
C52	Vagina	1	100.0	-	-	-	-	-	-	-	-	1	100.0
C53	Cervix Uteri	108	80.6	-	-	9	6.7	6	4.5	11	8.2	134	100.0
C54	Corpus Uteri	4	80.0	-	-	-	-	1	20.0	-	-	5	100.0
C55	Uterus Unspecified	1	20.0	1	20.0	3	60.0	-	-	-	-	5	100.0
C56	Ovary etc.	14	82.4	-	-	1	5.9	2	11.8	-	-	17	100.0
C57	Other Female Genital	1	33.3	-	-	-	-	-	-	2	66.7	3	100.0
C58	Placenta	5	50.0	1	10.0	4	40.0	-	-	-	-	10	100.0
C64	Kidney etc.	2	33.3	-	-	2	33.3	1	16.7	1	16.7	6	100.0
C65	Renal Pelvis	-	-	-	-	-	-	-	-	-	-	-	-
C66	Ureter	-	-	-	-	-	-	-	-	-	-	-	-
C67	Bladder	5	83.3	1	16.7	-	-	-	-	-	-	6	100.0
C68	Uns.Urinary Organs	-	-	-	-	-	-	-	-	-	-	-	-
C69	Eye	3	75.0	-	-	1	25.0	-	-	-	-	4	100.0
C70-72	Brain, Nervous System	1	16.7	4	66.7	-	-	-	-	1	16.7	6	100.0
C73	Thyroid	19	100.0	-	-	-	-	-	-	-	-	19	100.0
C74	Adrenal Gland	-	-	-	-	-	-	-	-	-	-	-	-
C77	Sec Lymph Nodes	2	100.0	-	-	-	-	-	-	-	-	2	100.0
C78	Sec Resp & Digestive	-	-	-	-	-	-	-	-	-	-	-	-
C79	Sec Others	-	-	-	-	-	-	-	-	-	-	-	-
C81	Hodgkins Disease	-	-	-	-	-	-	-	-	-	-	-	-
C82-85,C96	NHL	13	86.7	-	-	-	-	2	13.3	-	-	15	100.0
C90	Multiple Myeloma	2	100.0	-	-	-	-	-	-	-	-	2	100.0
C91	Lymphoid Leuk.	2	100.0	-	-	-	-	-	-	-	-	2	100.0
C92-94	Myeloid Leukaemia	12	100.0	-	-	-	-	-	-	-	-	12	100.0
C95	Leukaemia Uns	4	44.4	-	-	-	-	-	-	5	55.6	9	100.0
O&U	Other and Uns	40	30.5	1	0.8	1	0.8	3	2.3	86	65.6	131	100.0
	All Sites	652	65.6	35	3.5	66	6.6	57	5.7	184	18.5	994	100.0

TABLE: MIZ-6(a): Number (#) and Proportion (%) of Cancers by Site (ICD-10) and Detailed Microscopic Diagnosis, 2005-2006 - Males : Mizoram State (All Districts)

ICD-10	Site	Pri. Hist		Sec. Hist		Cytology		Blood Film		Bone Marrow		Others		Total	
		#	%	#	%	#	%	#	%	#	%	#	%	#	%
C00	Lip	1	100.0	-	-	-	-	-	-	-	-	-	-	1	100.0
C01-02	Tongue	24	92.3	-	-	-	-	-	-	-	-	2	7.7	26	100.0
C03-06	Mouth	16	76.2	-	-	3	14.3	-	-	-	-	2	9.5	21	100.0
C07-8	Salivary Gland	-	-	1	50.0	-	-	-	-	-	-	1	50.0	2	100.0
C09	Tonsil	15	83.3	-	-	2	11.1	-	-	-	-	1	5.6	18	100.0
C10	Oth. Oropharynx	11	100.0	-	-	-	-	-	-	-	-	-	-	11	100.0
C11	Nasopharynx	37	80.4	-	-	5	10.9	-	-	-	-	4	8.7	46	100.0
C12-13	Hypopharynx	56	88.9	-	-	3	4.8	-	-	-	-	4	6.3	63	100.0
C14	Pharynx Unspecified	9	45.0	-	-	3	15.0	-	-	-	-	8	40.0	20	100.0
C15	Oesophagus	119	83.8	-	-	1	0.7	-	-	1	0.7	21	14.8	142	100.0
C16	Stomach	220	72.8	1	0.3	3	1.0	-	-	-	-	78	25.8	302	100.0
C17	Small Intestine	4	80.0	-	-	-	-	-	-	-	-	1	20.0	5	100.0
C18	Colon	10	71.4	-	-	-	-	-	-	-	-	4	28.6	14	100.0
C19-20	Rectum	15	71.4	-	-	-	-	-	-	-	-	6	28.6	21	100.0
C21	Anus & Anal Canal	-	-	-	-	-	-	-	-	-	-	1	100.0	1	100.0
C22	Liver	1	2.4	-	-	27	64.3	-	-	-	-	14	33.3	42	100.0
C23-24	Gallbladder etc.	2	28.6	-	-	2	28.6	-	-	-	-	3	42.9	7	100.0
C25	Pancreas	1	6.7	-	-	-	-	-	-	-	-	14	93.3	15	100.0
C30-31	Nose, Sinuses etc.	2	50.0	-	-	-	-	-	-	-	-	2	50.0	4	100.0
C32	Larynx	15	71.4	-	-	1	4.8	-	-	-	-	5	23.8	21	100.0
C33-34	Lung etc.	41	25.5	1	0.6	54	33.5	-	-	-	-	65	40.4	161	100.0
C37-38	Other Thoracic Organs	-	-	-	-	1	100.0	-	-	-	-	-	-	1	100.0
C40-41	Bone	3	37.5	-	-	2	25.0	-	-	-	-	3	37.5	8	100.0
C43	Melanoma of Skin	-	-	-	-	-	-	-	-	-	-	-	-	-	-
C44	Other Skin	8	88.9	-	-	-	-	-	-	-	-	1	11.1	9	100.0
C45	Mesothelioma	-	-	-	-	-	-	-	-	-	-	-	-	-	-
C46	Kaposi Sarcoma	-	-	-	-	-	-	-	-	-	-	-	-	-	-
C47+C49	Conn. & Soft Tissue	3	20.0	-	-	5	33.3	-	-	-	-	7	46.7	15	100.0
C50	Breast	1	50.0	-	-	1	50.0	-	-	-	-	-	-	2	100.0
C60	Penis	5	71.4	-	-	-	-	-	-	-	-	2	28.6	7	100.0
C61	Prostate	3	16.7	-	-	-	-	-	-	-	-	15	83.3	18	100.0
C62	Testis	1	25.0	-	-	2	50.0	-	-	-	-	1	25.0	4	100.0
C63	Other Male Genital	-	-	-	-	-	-	-	-	-	-	-	-	-	-
C64	Kidney etc.	1	16.7	-	-	2	33.3	-	-	-	-	3	50.0	6	100.0
C65	Renal Pelvis	-	-	-	-	-	-	-	-	-	-	-	-	-	-
C66	Ureter	-	-	-	-	-	-	-	-	-	-	-	-	-	-
C67	Bladder	10	90.9	-	-	-	-	-	-	-	-	1	9.1	11	100.0
C68	Uns. Urinary Organs	-	-	-	-	-	-	-	-	-	-	-	-	-	-
C69	Eye	2	50.0	-	-	-	-	-	-	-	-	2	50.0	4	100.0
C70-72	Brain, Nervous System	4	28.6	-	-	-	-	-	-	-	-	10	71.4	14	100.0
C73	Thyroid	2	33.3	-	-	4	66.7	-	-	-	-	-	-	6	100.0
C74	Adrenal Gland	-	-	-	-	-	-	-	-	-	-	-	-	-	-
C77	Sec Lymph Nodes	-	-	-	-	1	33.3	-	-	-	-	2	66.7	3	100.0
C78	Sec Resp & Digestive	-	-	-	-	-	-	-	-	-	-	-	-	-	-
C79	Sec Others	-	-	-	-	-	-	-	-	-	-	-	-	-	-
C81	Hodgkins Disease	1	50.0	-	-	1	50.0	-	-	-	-	-	-	2	100.0
C82-85,C96	NHL	15	71.4	-	-	6	28.6	-	-	-	-	-	-	21	100.0
C90	Multiple Myeloma	-	-	-	-	-	-	-	-	2	100.0	-	-	2	100.0
C91	Lymphoid Leuk.	-	-	-	-	-	-	6	66.7	3	33.3	-	-	9	100.0
C92-94	Myeloid Leukaemia	-	-	-	-	-	-	11	57.9	7	36.8	1	5.3	19	100.0
C95	Leukaemia Uns	-	-	-	-	-	-	4	30.8	-	-	9	69.2	13	100.0
O&U	Other and Uns	6	3.7	1	0.6	32	19.8	-	-	-	-	123	75.9	162	100.0
	All Sites	664	51.9	4	0.3	161	12.6	21	1.6	13	1.0	416	32.5	1,279	100.0

TABLE: MIZ-6(b): Number (#) and Proportion (%) of Cancers by Site (ICD-10) and Detailed Microscopic Diagnosis, 2005-2006 - Females : Mizoram State (All Districts)

ICD-10	Site	Pri. Hist		Sec. Hist		Cytology		Blood Film		Bone Marrow		Others		Total	
		#	%	#	%	#	%	#	%	#	%	#	%	#	%
C00	Lip	-	-	-	-	-	-	-	-	-	-	-	-	-	-
C01-02	Tongue	2	66.7	-	-	1	33.3	-	-	-	-	-	-	3	100.0
C03-06	Mouth	11	84.6	-	-	-	-	-	-	-	-	2	15.4	13	100.0
C07-8	Salivary Gland	2	50.0	-	-	2	50.0	-	-	-	-	-	-	4	100.0
C09	Tonsil	2	100.0	-	-	-	-	-	-	-	-	-	-	2	100.0
C10	Oth. Oropharynx	1	100.0	-	-	-	-	-	-	-	-	-	-	1	100.0
C11	Nasopharynx	13	92.9	-	-	-	-	-	-	-	-	1	7.1	14	100.0
C12-13	Hypopharynx	4	57.1	-	-	-	-	-	-	-	-	3	42.9	7	100.0
C14	Pharynx Unspecified	-	-	-	-	-	-	-	-	-	-	4	100.0	4	100.0
C15	Oesophagus	12	60.0	-	-	-	-	-	-	-	-	8	40.0	20	100.0
C16	Stomach	96	64.4	-	-	6	4.0	-	-	-	-	47	31.5	149	100.0
C17	Small Intestine	1	100.0	-	-	-	-	-	-	-	-	-	-	1	100.0
C18	Colon	11	68.8	-	-	1	6.3	-	-	-	-	4	25.0	16	100.0
C19-20	Rectum	23	76.7	1	3.3	-	-	-	-	-	-	6	20.0	30	100.0
C21	Anus & Anal Canal	1	100.0	-	-	-	-	-	-	-	-	-	-	1	100.0
C22	Liver	-	-	-	-	16	61.5	-	-	-	-	10	38.5	26	100.0
C23-24	Gallbladder etc.	4	28.6	1	7.1	2	14.3	-	-	-	-	7	50.0	14	100.0
C25	Pancreas	-	-	-	-	1	8.3	-	-	-	-	11	91.7	12	100.0
C30-31	Nose, Sinuses etc.	5	100.0	-	-	-	-	-	-	-	-	-	-	5	100.0
C32	Larynx	5	45.5	-	-	2	18.2	-	-	-	-	4	36.4	11	100.0
C33-34	Lung etc.	42	28.0	-	-	43	28.7	-	-	-	-	65	43.3	150	100.0
C37-38	Other Thoracic Organs	-	-	-	-	-	-	-	-	-	-	-	-	-	-
C40-41	Bone	3	42.9	-	-	1	14.3	-	-	-	-	3	42.9	7	100.0
C43	Melanoma of Skin	-	-	-	-	-	-	-	-	-	-	-	-	-	-
C44	Other Skin	3	60.0	-	-	2	40.0	-	-	-	-	-	-	5	100.0
C45	Mesothelioma	-	-	-	-	-	-	-	-	-	-	-	-	-	-
C46	Kaposi Sarcoma	-	-	-	-	-	-	-	-	-	-	-	-	-	-
C47 + C49	Conn. & Soft Tissue	3	42.9	-	-	3	42.9	-	-	-	-	1	14.3	7	100.0
C50	Breast	49	51.0	-	-	34	35.4	-	-	-	-	13	13.5	96	100.0
C51	Vulva	4	57.1	-	-	-	-	-	-	-	-	3	42.9	7	100.0
C52	Vagina	1	100.0	-	-	-	-	-	-	-	-	-	-	1	100.0
C53	Cervix Uteri	107	79.9	-	-	1	0.7	-	-	-	-	26	19.4	134	100.0
C54	Corpus Uteri	4	80.0	-	-	-	-	-	-	-	-	1	20.0	5	100.0
C55	Uterus Unspecified	1	20.0	-	-	-	-	-	-	-	-	4	80.0	5	100.0
C56	Ovary etc.	13	76.5	-	-	1	5.9	-	-	-	-	3	17.6	17	100.0
C57	Other Female Genital	1	33.3	-	-	-	-	-	-	-	-	2	66.7	3	100.0
C58	Placenta	5	50.0	-	-	-	-	-	-	-	-	5	50.0	10	100.0
C64	Kidney etc.	1	16.7	-	-	1	16.7	-	-	-	-	4	66.7	6	100.0
C65	Renal Pelvis	-	-	-	-	-	-	-	-	-	-	-	-	-	-
C66	Ureter	-	-	-	-	-	-	-	-	-	-	-	-	-	-
C67	Bladder	5	83.3	-	-	-	-	-	-	-	-	1	16.7	6	100.0
C68	Uns. Urinary Organs	-	-	-	-	-	-	-	-	-	-	-	-	-	-
C69	Eye	3	75.0	-	-	-	-	-	-	-	-	1	25.0	4	100.0
C70-72	Brain, Nervous System	1	16.7	-	-	-	-	-	-	-	-	5	83.3	6	100.0
C73	Thyroid	9	47.4	-	-	10	52.6	-	-	-	-	-	-	19	100.0
C74	Adrenal Gland	-	-	-	-	-	-	-	-	-	-	-	-	-	-
C77	Sec Lymph Nodes	1	50.0	-	-	1	50.0	-	-	-	-	-	-	2	100.0
C78	Sec Resp & Digestive	-	-	-	-	-	-	-	-	-	-	-	-	-	-
C79	Sec Others	-	-	-	-	-	-	-	-	-	-	-	-	-	-
C81	Hodgkins Disease	-	-	-	-	-	-	-	-	-	-	-	-	-	-
C82-85,C96	NHL	10	66.7	-	-	2	13.3	1	6.7	-	-	2	13.3	15	100.0
C90	Multiple Myeloma	-	-	-	-	1	50.0	-	-	1	50.0	-	-	2	100.0
C91	Lymphoid Leuk.	-	-	-	-	-	-	1	50.0	1	50.0	-	-	2	100.0
C92-94	Myeloid Leukaemia	-	-	-	-	-	-	11	91.7	1	8.3	-	-	12	100.0
C95	Leukaemia Uns	-	-	-	-	-	-	2	22.2	2	22.2	5	55.6	9	100.0
O&U	Other and Uns	5	3.8	2	1.5	33	25.2	-	-	-	-	91	69.5	131	100.0
	All Sites	464	46.7	4	0.4	164	16.5	15	1.5	5	0.5	342	34.4	994	100.0

**TABLE MIZ-7 (a): Number of Cancer Deaths by Five Year Age Group and Site (ICD-10):
2005-2006 – Males**

% = Relative Proportion of Cancers of All Sites.

Mizoram State (All Districts)

ICD-10	Site	0-4	5-9	10-14	15-19	20-24	25-29	30-34	35-39	40-44	45-49	50-54	55-59	60-64	65-69	70-74	75+	Unkn	Total	%
C00	Lip	-	-	-	-	-	-	-	-	-	-	-	-	-	-	-	-	-	-	-
C01-02	Tongue	-	-	-	-	-	-	-	1	1	2	2	2	1	-	-	-	-	9	1.36
C03-06	Mouth	-	-	-	-	-	-	1	-	1	1	1	-	2	-	-	-	-	6	0.91
C07-8	Salivary Gland	-	-	-	-	-	-	-	-	-	-	-	-	-	-	-	-	-	-	-
C09	Tonsil	-	-	-	-	-	-	-	-	-	1	2	1	-	-	1	-	-	5	0.76
C10	Oth. Oropharynx	-	-	-	-	-	-	-	-	-	-	-	1	-	1	-	-	-	2	0.30
C11	Nasopharynx	-	-	-	-	-	-	-	-	1	-	2	1	1	1	-	-	-	6	0.91
C12-13	Hypopharynx	-	-	-	-	-	-	-	-	5	3	5	2	-	-	4	3	-	22	3.33
C14	Pharynx Unspecified	-	-	-	-	-	-	-	-	2	2	3	2	-	-	1	2	-	12	1.82
C15	Oesophagus	-	-	-	-	-	1	-	2	10	10	9	10	9	4	5	4	1	65	9.85
C16	Stomach	-	2	-	-	-	1	-	5	9	13	17	22	19	21	16	31	-	156	23.64
C17	Small Intestine	-	-	-	-	-	-	-	-	-	-	-	-	-	1	-	-	-	1	0.15
C18	Colon	-	-	-	-	-	-	-	-	-	-	1	-	-	1	1	1	-	4	0.61
C19-20	Rectum	-	-	-	-	-	-	2	-	-	-	1	3	3	-	-	3	-	12	1.82
C21	Anus & Anal Canal	-	-	-	-	-	-	-	-	-	-	-	-	-	-	1	-	-	1	0.15
C22	Liver	-	-	-	-	-	1	1	3	1	4	1	-	1	4	4	3	-	23	3.48
C23-24	Gallbladder etc.	-	-	-	-	-	-	-	-	-	-	-	1	2	1	2	-	-	6	0.91
C25	Pancreas	-	-	-	-	-	-	-	-	-	1	1	-	1	-	1	1	-	5	0.76
C30-31	Nose, Sinuses etc.	-	-	-	-	-	-	-	-	-	-	-	1	-	-	-	-	-	1	0.15
C32	Larynx	-	-	-	-	-	-	-	1	2	-	-	-	-	-	-	1	-	4	0.61
C33-34	Lung etc.	-	1	-	-	-	-	2	2	1	4	7	16	13	8	18	27	-	99	15.00
C37-38	Other Thoracic Organs	-	-	-	-	-	-	-	-	-	1	-	-	-	-	-	-	-	1	0.15
C40-41	Bone	-	-	-	-	-	-	-	-	1	-	-	-	2	-	-	-	-	3	0.45
C43	Melanoma of Skin	-	-	-	-	-	-	-	-	-	-	-	-	-	-	1	-	-	1	0.15
C44	Other Skin	-	-	-	-	-	-	-	1	-	-	-	-	-	1	-	-	-	2	0.30
C45	Mesothelioma	-	-	-	-	-	-	-	-	-	-	-	-	-	-	-	-	-	-	-
C46	Kaposi Sarcoma	-	-	-	-	-	-	-	-	-	-	-	-	-	-	-	-	-	-	-
C47+C49	Conn. & Soft Tissue	-	-	-	-	-	-	1	-	1	-	1	1	-	-	4	2	-	10	1.52
C50	Breast	-	-	-	-	-	-	-	-	-	-	-	1	-	-	-	-	-	1	0.15
C60	Penis	-	-	-	-	-	-	-	-	-	-	1	-	1	-	1	1	-	4	0.61
C61	Prostate	-	-	-	-	-	-	-	-	-	-	-	-	-	1	-	3	-	4	0.61
C62	Testis	-	-	-	-	-	-	-	-	-	-	-	-	-	-	-	-	-	-	-
C63	Other Male Genital	-	-	-	-	-	-	-	-	-	-	-	-	-	-	-	-	-	-	-
C64	Kidney etc.	2	-	-	-	-	-	-	-	-	-	-	-	-	-	-	-	-	2	0.30
C65	Renal Pelvis	-	-	-	-	-	-	-	-	-	-	-	-	-	-	-	-	-	-	-
C66	Ureter	-	-	-	-	-	-	-	-	-	-	-	-	-	-	-	-	-	-	-
C67	Bladder	-	-	-	-	-	-	-	-	-	-	-	-	-	-	-	1	-	1	0.15
C68	Uns. Urinary Organs	-	-	-	-	-	-	-	-	-	-	-	-	-	-	-	-	-	-	-
C69	Eye	-	-	-	-	-	-	-	-	-	-	-	-	-	-	1	-	-	1	0.15
C70-72	Brain, Nervous System	-	-	-	-	1	-	-	-	2	1	1	1	1	-	1	-	-	8	1.21
C73	Thyroid	-	-	-	-	-	-	-	1	-	-	-	1	-	1	-	1	-	4	0.61
C74	Adrenal Gland	-	-	-	-	-	-	-	-	-	-	-	-	-	-	-	-	-	-	-
C77	Sec Lymph Nodes	-	-	-	-	-	-	-	-	-	1	-	1	-	-	-	1	-	3	0.45
C78	Sec Resp & Digestive	-	-	-	-	-	-	-	-	-	-	-	-	-	-	-	-	-	-	-
C79	Sec Others	-	-	-	-	-	-	-	-	-	-	-	-	-	-	-	-	-	-	-
C81	Hodgkins Disease	-	-	-	-	-	-	-	-	1	-	-	-	-	-	-	-	-	1	0.15
C82-85,C96	NHL	-	-	-	-	-	-	1	-	-	-	-	1	-	1	-	1	-	4	0.61
C90	Multiple Myeloma	-	-	-	-	-	-	-	-	-	-	-	-	-	-	-	1	-	1	0.15
C91	Lymphoid Leuk.	-	-	2	-	-	-	-	-	-	-	-	-	1	-	-	-	-	3	0.45
C92-94	Myeloid Leukaemia	-	-	-	2	-	-	-	-	1	-	-	-	-	-	-	-	-	3	0.45
C95	Leukaemia Uns	1	1	-	-	3	1	1	-	1	-	-	-	2	-	1	2	-	13	1.97
O&U	Other and Uns	5	-	1	1	-	1	1	10	11	9	19	17	10	22	11	32	1	151	22.88
	All Sites	8	4	3	3	4	5	10	26	51	53	74	85	69	68	74	121	2	660	100.00

**TABLE MIZ-7 (b): Number of Cancer Deaths by Five Year Age Group and Site (ICD-10):
2005-2006 – Females**

%= Relative Proportion of Cancers of All Sites.

Mizoram State (All Districts)

ICD-10	Site	0-4	5-9	10-14	15-19	20-24	25-29	30-34	35-39	40-44	45-49	50-54	55-59	60-64	65-69	70-74	75+	Unkn	Total	%
C00	Lip	-	-	-	-	-	-	-	-	-	-	-	-	-	-	-	-	-	-	-
C01-02	Tongue	-	-	-	-	-	-	-	-	-	-	-	-	-	-	-	-	-	-	-
C03-06	Mouth	-	-	-	-	-	-	-	-	-	-	-	2	-	-	-	2	-	4	0.91
C07-8	Salivary Gland	-	-	-	-	-	-	-	-	-	-	-	-	-	-	-	-	-	-	-
C09	Tonsil	-	-	-	-	-	-	-	-	-	-	-	-	-	-	-	-	-	-	-
C10	Oth. Oropharynx	-	-	-	-	-	-	-	-	-	-	-	-	-	-	-	-	-	-	-
C11	Nasopharynx	-	-	-	-	-	-	-	-	-	-	1	1	-	1	-	1	-	4	0.91
C12-13	Hypopharynx	-	-	-	-	-	-	-	-	-	-	-	-	-	1	-	-	-	1	0.23
C14	Pharynx Unspecified	-	-	-	-	-	-	-	-	-	-	1	-	1	2	1	-	-	5	1.14
C15	Oesophagus	-	-	-	-	-	-	-	-	1	-	3	2	-	-	2	2	-	10	2.27
C16	Stomach	-	-	-	-	-	-	1	-	1	2	10	10	9	14	11	12	-	70	15.91
C17	Small Intestine	-	-	-	-	-	-	-	-	-	-	-	-	-	-	-	-	-	-	-
C18	Colon	-	-	-	-	-	-	-	2	-	-	-	-	1	-	-	2	-	5	1.14
C19-20	Rectum	-	-	-	-	-	-	1	-	-	1	1	1	-	-	1	5	-	10	2.27
C21	Anus & Anal Canal	-	-	-	-	-	-	-	-	-	-	-	1	-	-	-	-	-	1	0.23
C22	Liver	1	-	-	-	-	-	-	-	-	3	2	3	1	-	1	2	-	13	2.95
C23-24	Gallbladder etc.	-	-	-	-	-	-	-	-	1	-	1	2	-	2	-	-	-	6	1.36
C25	Pancreas	-	-	-	-	-	-	-	-	-	1	1	-	-	3	-	2	-	7	1.59
C30-31	Nose, Sinuses etc.	-	-	-	-	-	-	-	-	-	-	-	-	-	-	-	-	-	-	-
C32	Larynx	-	-	-	-	-	-	-	-	-	-	-	-	1	-	-	-	-	1	0.23
C33-34	Lung etc.	-	-	-	-	1	2	-	3	4	9	8	16	16	14	17	-	-	90	20.45
C37-38	Other Thoracic	-	-	-	-	-	-	-	-	-	-	-	-	-	-	-	-	-	-	-
C40-41	Bone	-	-	-	1	-	-	-	-	-	-	-	-	-	1	-	-	-	2	0.45
C43	Melanoma of Skin	-	-	-	-	-	-	-	-	-	-	-	-	-	-	-	-	-	-	-
C44	Other Skin	-	-	-	-	-	-	1	-	-	-	-	-	-	-	1	1	-	3	0.68
C45	Mesothelioma	-	-	-	-	-	-	-	-	-	-	-	-	-	-	-	-	-	-	-
C46	Kaposi Sarcoma	-	-	-	-	-	-	-	-	-	-	-	-	-	-	-	-	-	-	-
C47+C49	Conn. & Soft Tissue	-	-	-	-	1	1	-	1	-	-	-	-	1	3	-	1	-	8	1.82
C50	Breast	-	-	-	-	1	-	1	7	2	2	3	-	-	2	2	-	-	20	4.55
C51	Vulva	-	-	-	-	-	-	-	-	-	-	-	2	-	-	-	-	-	2	0.45
C52	Vagina	-	-	-	-	-	-	-	-	-	-	-	-	-	-	-	-	-	-	-
C53	Cervix Uteri	-	-	-	-	1	4	9	4	6	6	-	2	2	2	1	-	-	37	8.41
C54	Corpus Uteri	-	-	-	-	-	-	-	-	-	-	-	-	-	-	-	-	-	-	-
C55	Uterus Unspecified	-	-	-	-	-	-	-	-	-	-	-	-	-	-	-	-	-	-	-
C56	Ovary etc.	-	-	-	-	1	1	-	-	1	2	1	-	-	-	1	-	-	7	1.59
C57	Other Female Genital	-	-	-	-	-	-	-	1	-	-	-	-	-	1	-	-	-	2	0.45
C58	Placenta	-	-	-	-	-	-	-	-	-	-	-	-	-	-	-	-	-	-	-
C64	Kidney etc.	1	-	-	-	-	-	-	-	1	-	-	-	-	-	-	-	-	2	0.45
C65	Renal Pelvis	-	-	-	-	-	-	-	-	-	-	-	-	-	-	-	-	-	-	-
C66	Ureter	-	-	-	-	-	-	-	-	-	-	-	-	-	-	-	-	-	-	-
C67	Bladder	-	-	-	-	-	-	-	-	-	-	-	-	1	-	-	-	-	1	0.23
C68	Uns. Urinary Organs	-	-	-	-	-	-	-	-	-	-	-	-	-	-	-	-	-	-	-
C69	Eye	-	-	-	-	-	-	-	-	-	-	-	-	-	-	-	-	-	-	-
C70-72	Brain, Nervous	-	-	-	-	-	-	-	-	1	-	-	-	-	-	1	-	1	3	0.68
C73	Thyroid	-	-	-	-	-	-	-	-	-	-	-	-	-	1	-	1	-	2	0.45
C74	Adrenal Gland	-	-	-	-	-	-	-	-	-	-	-	-	-	-	-	-	-	-	-
C77	Sec Lymph Nodes	-	-	-	-	-	-	-	1	-	-	-	-	-	-	1	-	-	2	0.45
C78	Sec Resp & Digestive	-	-	-	-	-	-	-	-	-	-	-	-	-	-	-	-	-	-	-
C79	Sec Others	-	-	-	-	-	-	-	-	-	-	-	-	-	-	-	-	-	-	-
C81	Hodgkins Disease	-	-	-	-	-	-	-	-	-	-	-	-	-	-	-	-	-	-	-
C82-85,C96	NHL	-	-	-	-	-	-	-	-	-	-	-	-	-	-	1	2	-	3	0.68
C90	Multiple Myeloma	-	-	-	-	-	-	-	-	-	-	-	-	-	-	-	-	-	-	-
C91	Lymphoid Leuk.	-	-	-	-	-	-	-	-	-	-	-	-	-	-	-	-	-	-	-
C92-94	Myeloid Leukaemia	1	1	1	-	-	-	1	1	-	-	1	-	-	-	1	-	-	7	1.59
C95	Leukaemia Uns	3	1	-	-	2	-	1	-	-	-	-	-	-	-	-	-	-	7	1.59
O&U	Other and Uns	-	-	2	-	-	2	2	1	6	14	6	11	12	12	13	23	1	105	23.86
	All Sites	6	2	3	1	2	7	15	14	27	35	46	47	45	59	52	77	2	440	100.00

TABLE: MIZ-8(a):
Average Annual Age Specific, Crude (CR), Age Adjusted (AAR) (with Standard Error(SE)) and
Truncated (35-64 Yrs) (TR) Mortality Rate per 100,000 population: 2005-2006 - Males
Mizoram State (All Districts)

ICD-10	0-4	5-9	10-14	15-19	20-24	25-29	30-34	35-39	40-44	45-49	50-54	55-59	60-64	65-69	70-74	>75	CR	AAR	SE	TR
C00	-	-	-	-	-	-	-	-	-	-	-	-	-	-	-	-	-	-	-	-
C01-02	-	-	-	-	-	-	-	1.4	1.7	4.5	5.1	8.1	5.3	-	-	-	0.9	1.2	0.43	4.0
C03-06	-	-	-	-	-	-	1.4	-	1.7	2.2	2.5	-	10.7	-	-	-	0.6	0.9	0.38	2.6
C07-8	-	-	-	-	-	-	-	-	-	-	-	-	-	-	-	-	-	-	-	-
C09	-	-	-	-	-	-	-	-	-	2.2	5.1	4.1	-	-	8.3	-	0.5	0.7	0.32	1.8
C10	-	-	-	-	-	-	-	-	-	-	-	4.1	-	6.6	-	-	0.2	0.4	0.26	0.5
C11	-	-	-	-	-	-	-	-	1.7	-	5.1	4.1	5.3	6.6	-	-	0.6	0.9	0.39	2.4
C12-13	-	-	-	-	-	-	-	-	8.6	6.7	12.7	8.1	-	-	33.3	24.0	2.1	3.0	0.65	6.0
C14	-	-	-	-	-	-	-	-	3.4	4.5	7.6	8.1	-	-	8.3	16.0	1.2	1.7	0.49	3.8
C15	-	-	-	-	-	1.1	-	2.7	17.1	22.3	22.8	40.5	48.1	26.3	41.6	32.0	6.3	9.6	1.23	23.3
C16	-	1.7	-	-	-	1.1	-	6.8	15.4	29.0	43.1	89.2	101.6	137.8	133.0	248.4	15.1	24.9	2.04	41.5
C17	-	-	-	-	-	-	-	-	-	-	-	-	-	6.6	-	-	0.1	0.2	0.20	-
C18	-	-	-	-	-	-	-	-	-	-	2.5	-	-	6.6	8.3	8.0	0.4	0.7	0.33	0.4
C19-20	-	-	-	-	-	-	2.8	-	-	-	2.5	12.2	16.0	-	-	24.0	1.2	1.9	0.57	4.0
C21	-	-	-	-	-	-	-	-	-	-	-	-	-	-	8.3	-	0.1	0.2	0.17	-
C22	-	-	-	-	-	1.1	1.4	4.1	1.7	8.9	2.5	-	5.3	26.3	33.3	24.0	2.2	3.3	0.72	3.9
C23-24	-	-	-	-	-	-	-	-	-	-	-	4.1	10.7	6.6	16.6	-	0.6	1.1	0.46	1.9
C25	-	-	-	-	-	-	-	-	-	2.2	2.5	-	5.3	-	8.3	8.0	0.5	0.8	0.36	1.5
C30-31	-	-	-	-	-	-	-	-	-	-	-	4.1	-	-	-	-	0.1	0.2	0.16	0.5
C32	-	-	-	-	-	-	-	1.4	3.4	-	-	-	-	-	-	8.0	0.4	0.4	0.23	0.9
C33-34	-	0.9	-	-	-	-	2.8	2.7	1.7	8.9	17.7	64.9	69.5	52.5	149.7	216.3	9.6	16.2	1.66	22.8
C37-38	-	-	-	-	-	-	-	-	-	2.2	-	-	-	-	-	-	0.1	0.1	0.13	0.4
C40-41	-	-	-	-	-	-	-	-	1.7	-	-	-	10.7	-	-	-	0.3	0.5	0.32	1.7
C43	-	-	-	-	-	-	-	-	-	-	-	-	-	-	8.3	-	0.1	0.2	0.17	-
C44	-	-	-	-	-	-	-	1.4	-	-	-	-	-	6.6	-	-	0.2	0.3	0.21	0.3
C45	-	-	-	-	-	-	-	-	-	-	-	-	-	-	-	-	-	-	-	-
C46	-	-	-	-	-	-	-	-	-	-	-	-	-	-	-	-	-	-	-	-
C47+C49	-	-	-	-	-	-	1.4	-	1.7	-	2.5	4.1	-	-	33.3	16.0	1.0	1.5	0.47	1.3
C50	-	-	-	-	-	-	-	-	-	-	-	4.1	-	-	-	-	0.1	0.2	0.16	0.5
C60	-	-	-	-	-	-	-	-	-	-	2.5	-	5.3	-	8.3	8.0	0.4	0.7	0.34	1.1
C61	-	-	-	-	-	-	-	-	-	-	-	-	-	6.6	-	24.0	0.4	0.7	0.34	-
C62	-	-	-	-	-	-	-	-	-	-	-	-	-	-	-	-	-	-	-	-
C63	-	-	-	-	-	-	-	-	-	-	-	-	-	-	-	-	-	-	-	-
C64	1.9	-	-	-	-	-	-	-	-	-	-	-	-	-	-	-	0.2	0.2	0.16	-
C65	-	-	-	-	-	-	-	-	-	-	-	-	-	-	-	-	-	-	-	-
C66	-	-	-	-	-	-	-	-	-	-	-	-	-	-	-	-	-	-	-	-
C67	-	-	-	-	-	-	-	-	-	-	-	-	-	-	-	8.0	0.1	0.2	0.16	-
C68	-	-	-	-	-	-	-	-	-	-	-	-	-	-	-	-	-	-	-	-
C69	-	-	-	-	-	-	-	-	-	-	-	-	-	-	8.3	-	0.1	0.2	0.17	-
C70-72	-	-	-	-	0.9	-	-	-	3.4	2.2	2.5	4.1	5.3	-	8.3	-	0.8	1.1	0.40	2.7
C73	-	-	-	-	-	-	-	1.4	-	-	-	4.1	-	6.6	-	8.0	0.4	0.6	0.31	0.8
C74	-	-	-	-	-	-	-	-	-	-	-	-	-	-	-	-	-	-	-	-
C77	-	-	-	-	-	-	-	-	-	2.2	-	4.1	-	-	-	8.0	0.3	0.5	0.26	1.0
C78	-	-	-	-	-	-	-	-	-	-	-	-	-	-	-	-	-	-	-	-
C79	-	-	-	-	-	-	-	-	-	-	-	-	-	-	-	-	-	-	-	-
C81	-	-	-	-	-	-	-	-	1.7	-	-	-	-	-	-	-	0.1	0.1	0.10	0.3
C82-85,C96	-	-	-	-	-	-	1.4	-	-	-	-	4.1	-	6.6	-	8.0	0.4	0.6	0.31	0.5
C90	-	-	-	-	-	-	-	-	-	-	-	-	-	-	-	8.0	0.1	0.2	0.16	-
C91	-	-	1.6	-	-	-	-	-	-	-	-	-	5.3	-	-	-	0.3	0.4	0.24	0.7
C92-94	-	-	-	1.8	-	-	-	-	1.7	-	-	-	-	-	-	-	0.3	0.3	0.15	0.3
C95	0.9	0.9	-	-	2.7	1.1	1.4	-	1.7	-	-	-	10.7	-	8.3	16.0	1.3	1.6	0.48	1.7
O&U	4.6	-	0.8	0.9	-	1.1	1.4	13.6	18.8	20.1	48.1	68.9	53.5	144.4	91.5	256.4	14.6	22.6	1.90	33.7
All	7.4	3.4	2.4	2.7	3.6	5.4	14.1	35.4	87.3	118.1	187.4	344.6	369.0	446.3	615.3	969.5	63.8	100.7	4.03	168.9

TABLE: MIZ-8(b):
Average Annual Age Specific, Crude (CR), Age Adjusted (AAR) (with Standard Error(SE)) and
Truncated (35-64 Yrs) (TR) Mortality Rate per 100,000 population: 2005-2006 - Females
Mizoram State (All Districts)

ICD-10	0-4	5-9	10-14	15-19	20-24	25-29	30-34	35-39	40-44	45-49	50-54	55-59	60-64	65-69	70-74	>75	CR	AAR	SE	TR
C00	-	-	-	-	-	-	-	-	-	-	-	-	-	-	-	-	-	-	-	-
C01-02	-	-	-	-	-	-	-	-	-	-	-	-	-	-	-	-	-	-	-	-
C03-06	-	-	-	-	-	-	-	-	-	-	-	9.3	-	-	-	14.7	0.4	0.7	0.34	1.2
C07-8	-	-	-	-	-	-	-	-	-	-	-	-	-	-	-	-	-	-	-	-
C09	-	-	-	-	-	-	-	-	-	-	-	-	-	-	-	-	-	-	-	-
C10	-	-	-	-	-	-	-	-	-	-	-	-	-	-	-	-	-	-	-	-
C11	-	-	-	-	-	-	-	-	-	-	2.9	4.7	-	6.8	-	7.4	0.4	0.7	0.35	1.1
C12-13	-	-	-	-	-	-	-	-	-	-	-	-	6.8	-	-	-	0.1	0.2	0.21	-
C14	-	-	-	-	-	-	-	-	-	-	2.9	-	5.5	13.7	8.8	-	0.5	1.0	0.43	1.2
C15	-	-	-	-	-	-	-	1.8	-	8.8	9.3	-	-	17.5	14.7	14.7	1.0	1.6	0.50	3.0
C16	-	-	-	-	-	-	1.6	-	1.8	4.9	29.4	46.6	49.8	95.8	96.5	88.3	7.2	12.4	1.50	18.5
C17	-	-	-	-	-	-	-	-	-	-	-	-	-	-	-	-	-	-	-	-
C18	-	-	-	-	-	-	-	3.0	-	-	-	-	5.5	-	-	14.7	0.5	0.7	0.33	1.3
C19-20	-	-	-	-	-	-	1.6	-	-	2.4	2.9	4.7	-	-	8.8	36.8	1.0	1.5	0.48	1.5
C21	-	-	-	-	-	-	-	-	-	-	-	4.7	-	-	-	-	0.1	0.2	0.19	0.6
C22	1.0	-	-	-	-	-	-	-	-	7.3	5.9	14.0	5.5	-	8.8	14.7	1.3	2.1	0.59	4.9
C23-24	-	-	-	-	-	-	-	-	1.8	-	2.9	9.3	-	13.7	-	-	0.6	1.0	0.43	2.0
C25	-	-	-	-	-	-	-	-	-	2.4	2.9	-	-	20.5	-	14.7	0.7	1.2	0.46	0.9
C30-31	-	-	-	-	-	-	-	-	-	-	-	-	-	-	-	-	-	-	-	-
C32	-	-	-	-	-	-	-	-	-	-	-	-	5.5	-	-	-	0.1	0.2	0.22	0.7
C33-34	-	-	-	-	-	1.2	3.2	-	5.5	9.8	26.5	37.3	88.5	109.4	122.8	125.2	9.2	15.8	1.70	23.5
C37-38	-	-	-	-	-	-	-	-	-	-	-	-	-	-	-	-	-	-	-	-
C40-41	-	-	-	0.9	-	-	-	-	-	-	-	-	-	6.8	-	-	0.2	0.3	0.22	-
C43	-	-	-	-	-	-	-	-	-	-	-	-	-	-	-	-	-	-	-	-
C44	-	-	-	-	-	-	1.6	-	-	-	-	-	-	-	8.8	7.4	0.3	0.4	0.25	-
C45	-	-	-	-	-	-	-	-	-	-	-	-	-	-	-	-	-	-	-	-
C46	-	-	-	-	-	-	-	-	-	-	-	-	-	-	-	-	-	-	-	-
C47+C49	-	-	-	-	-	1.2	1.6	-	1.8	-	-	-	5.5	20.5	-	7.4	0.8	1.3	0.48	1.1
C50	-	-	-	-	-	1.2	-	1.5	12.8	4.9	5.9	14.0	-	-	17.5	14.7	2.1	2.7	0.63	6.5
C51	-	-	-	-	-	-	-	-	-	-	-	9.3	-	-	-	-	0.2	0.4	0.26	1.2
C52	-	-	-	-	-	-	-	-	-	-	-	-	-	-	-	-	-	-	-	-
C53	-	-	-	-	-	1.2	6.4	13.6	7.3	14.7	17.6	-	11.1	13.7	17.5	7.4	3.8	4.8	0.83	11.2
C54	-	-	-	-	-	-	-	-	-	-	-	-	-	-	-	-	-	-	-	-
C55	-	-	-	-	-	-	-	-	-	-	-	-	-	-	-	-	-	-	-	-
C56	-	-	-	-	-	1.2	1.6	-	-	2.4	5.9	4.7	-	-	-	7.4	0.7	1.0	0.37	2.0
C57	-	-	-	-	-	-	-	-	1.8	-	-	-	-	6.8	-	-	0.2	0.3	0.23	0.4
C58	-	-	-	-	-	-	-	-	-	-	-	-	-	-	-	-	-	-	-	-
C64	1.0	-	-	-	-	-	-	-	1.8	-	-	-	-	-	-	-	0.2	0.2	0.16	0.4
C65	-	-	-	-	-	-	-	-	-	-	-	-	-	-	-	-	-	-	-	-
C66	-	-	-	-	-	-	-	-	-	-	-	-	-	-	-	-	-	-	-	-
C67	-	-	-	-	-	-	-	-	-	-	-	-	5.5	-	-	-	0.1	0.2	0.22	0.7
C68	-	-	-	-	-	-	-	-	-	-	-	-	-	-	-	-	-	-	-	-
C69	-	-	-	-	-	-	-	-	-	-	-	-	-	-	-	-	-	-	-	-
C70-72	-	-	-	-	-	-	-	-	-	2.4	-	-	-	-	8.8	-	0.3	0.3	0.23	0.5
C73	-	-	-	-	-	-	-	-	-	-	-	-	-	6.8	-	7.4	0.2	0.4	0.25	-
C74	-	-	-	-	-	-	-	-	-	-	-	-	-	-	-	-	-	-	-	-
C77	-	-	-	-	-	-	-	-	1.8	-	-	-	-	-	8.8	-	0.2	0.3	0.21	0.4
C78	-	-	-	-	-	-	-	-	-	-	-	-	-	-	-	-	-	-	-	-
C79	-	-	-	-	-	-	-	-	-	-	-	-	-	-	-	-	-	-	-	-
C81	-	-	-	-	-	-	-	-	-	-	-	-	-	-	-	-	-	-	-	-
C82-85,C96	-	-	-	-	-	-	-	-	-	-	-	-	-	-	8.8	14.7	0.3	0.5	0.27	-
C90	-	-	-	-	-	-	-	-	-	-	-	-	-	-	-	-	-	-	-	-
C91	-	-	-	-	-	-	-	-	-	-	-	-	-	-	-	-	-	-	-	-
C92-94	1.0	0.9	0.8	-	-	-	1.6	1.5	-	-	2.9	-	-	-	8.8	-	0.7	0.8	0.31	0.8
C95	2.9	0.9	-	-	1.8	-	1.6	-	-	-	-	-	-	-	-	-	0.7	0.7	0.26	-
O&U	-	-	1.7	-	-	2.4	3.2	1.5	11.0	34.3	17.6	51.3	66.4	82.1	114.1	169.3	10.8	17.1	1.71	27.1
All	5.7	1.8	2.5	0.9	1.8	8.3	23.9	21.2	49.6	85.6	135.3	219.1	249.0	403.6	456.2	566.9	45.1	70.9	3.48	112.5

TABLE: MIZ-9(a): Cumulative Rate (Cu.Rate%) & Cumulative Risk (Cu.Risk) of Individual Sites (ICD-10) Based Age Specific Rates (from 0-64 Years and from 0-74 Years) : 2005-2006 - Males Mizoram State (All Districts)

ICD-10	Site	0 - 64 Years		0 - 74 Years	
		Cu. Rate %	Cu. Risk	Cu. Rate%	Cu. Risk
C00	Lip	0.01	0.01	0.01	0.01
C01-02	Tongue	0.31	0.30	0.31	0.30
C03-06	Mouth	0.24	0.23	0.35	0.35
C07-8	SalivaryGland	0.03	0.03	0.03	0.03
C09	Tonsil	0.25	0.25	0.25	0.25
C10	Oth. Oropharynx	0.13	0.13	0.17	0.17
C11	Nasopharynx	0.45	0.44	0.80	0.80
C12-13	Hypopharynx	0.74	0.74	0.89	0.89
C14	Pharynx Unspecified	0.17	0.17	0.24	0.24
C15	Oesophagus	1.81	1.79	2.19	2.17
C16	Stomach	3.07	3.03	5.66	5.50
C17	Small Intestine	0.04	0.04	0.11	0.11
C18	Colon	0.11	0.11	0.26	0.26
C19-20	Rectum	0.21	0.21	0.31	0.31
C21	Anus & Anal Canal	-	-	0.04	0.04
C22	Liver	0.27	0.27	0.68	0.67
C23-24	Gallbladder etc.	0.09	0.09	0.19	0.19
C25	Pancreas	0.13	0.13	0.35	0.35
C30-31	Nose, Sinuses etc.	0.05	0.05	0.05	0.05
C32	Larynx	0.23	0.23	0.34	0.34
C33-34	Lung etc.	1.63	1.61	3.27	3.22
C37-38	Other Thoracic Organs	0.01	0.01	0.01	0.01
C40-41	Bone	0.06	0.06	0.06	0.06
C43	Melanoma of Skin	-	-	-	-
C44	Other Skin	0.05	0.05	0.20	0.20
C45	Mesothelioma	-	-	-	-
C46	Kaposi Sarcoma	-	-	-	-
C47+C49	Conn. & Soft Tissue	0.10	0.10	0.26	0.26
C50	Breast	-	-	0.07	0.07
C60	Penis	0.11	0.11	0.15	0.15
C61	Prostate	0.02	0.02	0.22	0.22
C62	Testis	0.03	0.03	0.03	0.03
C63	Other Male Genital	-	-	-	-
C64	Kidneyetc.	0.03	0.03	0.06	0.06
C65	Renal Pelvis	-	-	-	-
C66	Ureter	-	-	-	-
C67	Bladder	0.06	0.06	0.09	0.09
C68	Uns.UrinaryOrgans	-	-	-	-
C69	Eye	0.03	0.03	0.03	0.03
C70-72	Brain,Nervous System	0.09	0.09	0.21	0.21
C73	Thyroid	0.04	0.04	0.15	0.14
C74	Adrenal Gland	-	-	-	-
C77	Sec Lymph Nodes	0.03	0.03	0.03	0.03
C78	Sec Resp& Digestive	-	-	-	-
C79	Sec Others	-	-	-	-
C81	Hodgkins Disease	0.02	0.02	0.02	0.02
C82-85,C96	NHL	0.18	0.18	0.35	0.35
C90	Multiple Myeloma	0.01	0.01	0.01	0.01
C91	Lymphoid Leuk.	0.10	0.10	0.10	0.10
C92-94	Myeloid Leukaemia	0.16	0.16	0.20	0.20
C95	Leukaemia Uns	0.09	0.09	0.13	0.13
O&U	Other and Uns	1.30	1.29	2.66	2.62
	All Sites	12.45	11.70	21.54	19.38

TABLE: MIZ-9(b): Cumulative Rate (Cu.Rate%) & Cumulative Risk (Cu.Risk) of Individual Sites (ICD-10) Based Age Specific Rates (from 0-64 Years and from 0-74 Years) : 2005-2006 - Females Mizoram State (All Districts)

ICD-10	Site	0 - 64 Years		0 - 74 Years	
		Cu. Rate %	Cu. Risk	Cu. Rate%	Cu. Risk
C00	Lip	-	-	-	-
C01-02	Tongue	0.01	0.01	0.09	0.09
C03-06	Mouth	0.15	0.15	0.26	0.26
C07-8	SalivaryGland	0.01	0.01	0.13	0.13
C09	Tonsil	0.02	0.02	0.02	0.02
C10	Oth. Oropharynx	0.02	0.02	0.02	0.02
C11	Nasopharynx	0.17	0.16	0.32	0.32
C12-13	Hypopharynx	0.09	0.09	0.12	0.12
C14	Pharynx Unspecified	0.04	0.04	0.12	0.12
C15	Oesophagus	0.18	0.18	0.30	0.30
C16	Stomach	1.50	1.49	3.44	3.38
C17	Small Intestine	0.01	0.01	0.01	0.01
C18	Colon	0.17	0.17	0.17	0.17
C19-20	Rectum	0.27	0.27	0.69	0.69
C21	Anus & Anal Canal	0.01	0.01	0.01	0.01
C22	Liver	0.34	0.34	0.54	0.54
C23-24	Gallbladder etc.	0.14	0.14	0.28	0.28
C25	Pancreas	0.09	0.09	0.16	0.16
C30-31	Nose, Sinuses etc.	0.02	0.02	0.06	0.06
C32	Larynx	0.09	0.09	0.12	0.12
C33-34	Lung etc.	1.57	1.56	3.52	3.46
C37-38	Other Thoracic Organs	-	-	-	-
C40-41	Bone	0.03	0.03	0.10	0.10
C43	Melanoma of Skin	-	-	-	-
C44	Other Skin	0.06	0.06	0.12	0.12
C45	Mesothelioma	-	-	-	-
C46	Kaposi Sarcoma	-	-	-	-
C47+C49	Conn. & Soft Tissue	0.06	0.06	0.10	0.10
C50	Breast	1.12	1.11	1.58	1.57
C51	Vulva	0.10	0.10	0.15	0.15
C52	Vagina	0.01	0.01	0.01	0.01
C53	Cervix Uteri	1.39	1.38	1.86	1.84
C54	Corpus Uteri	0.08	0.08	0.08	0.08
C55	Uterus Unspecified	0.05	0.05	0.05	0.05
C56	Ovary etc.	0.14	0.14	0.21	0.21
C57	Other Female Genital	0.02	0.02	0.05	0.05
C58	Placenta	0.07	0.07	0.07	0.07
C64	Kidneyetc.	0.06	0.06	0.06	0.06
C65	Renal Pelvis	-	-	-	-
C66	Ureter	-	-	-	-
C67	Bladder	0.08	0.08	0.13	0.13
C68	Uns.UrinaryOrgans	-	-	-	-
C69	Eye	0.03	0.03	0.08	0.08
C70-72	Brain,Nervous System	0.04	0.04	0.16	0.16
C73	Thyroid	0.11	0.11	0.23	0.23
C74	Adrenal Gland	-	-	-	-
C77	Sec Lymph Nodes	0.03	0.03	0.03	0.03
C78	Sec Resp& Digestive	-	-	-	-
C79	Sec Others	-	-	-	-
C81	Hodgkins Disease	-	-	-	-
C82-85,C96	NHL	0.15	0.15	0.24	0.24
C90	Multiple Myeloma	0.03	0.03	0.03	0.03
C91	Lymphoid Leuk.	0.01	0.01	0.01	0.01
C92-94	Myeloid Leukaemia	0.08	0.08	0.16	0.16
C95	Leukaemia Uns	0.07	0.07	0.07	0.07
O&U	Other and Uns	1.25	1.25	2.44	2.41
	All Sites	9.99	9.51	18.41	16.82

Figure AIZ - 1
Population Pyramid showing Age Distribution: 2005-2006
Aizawl District

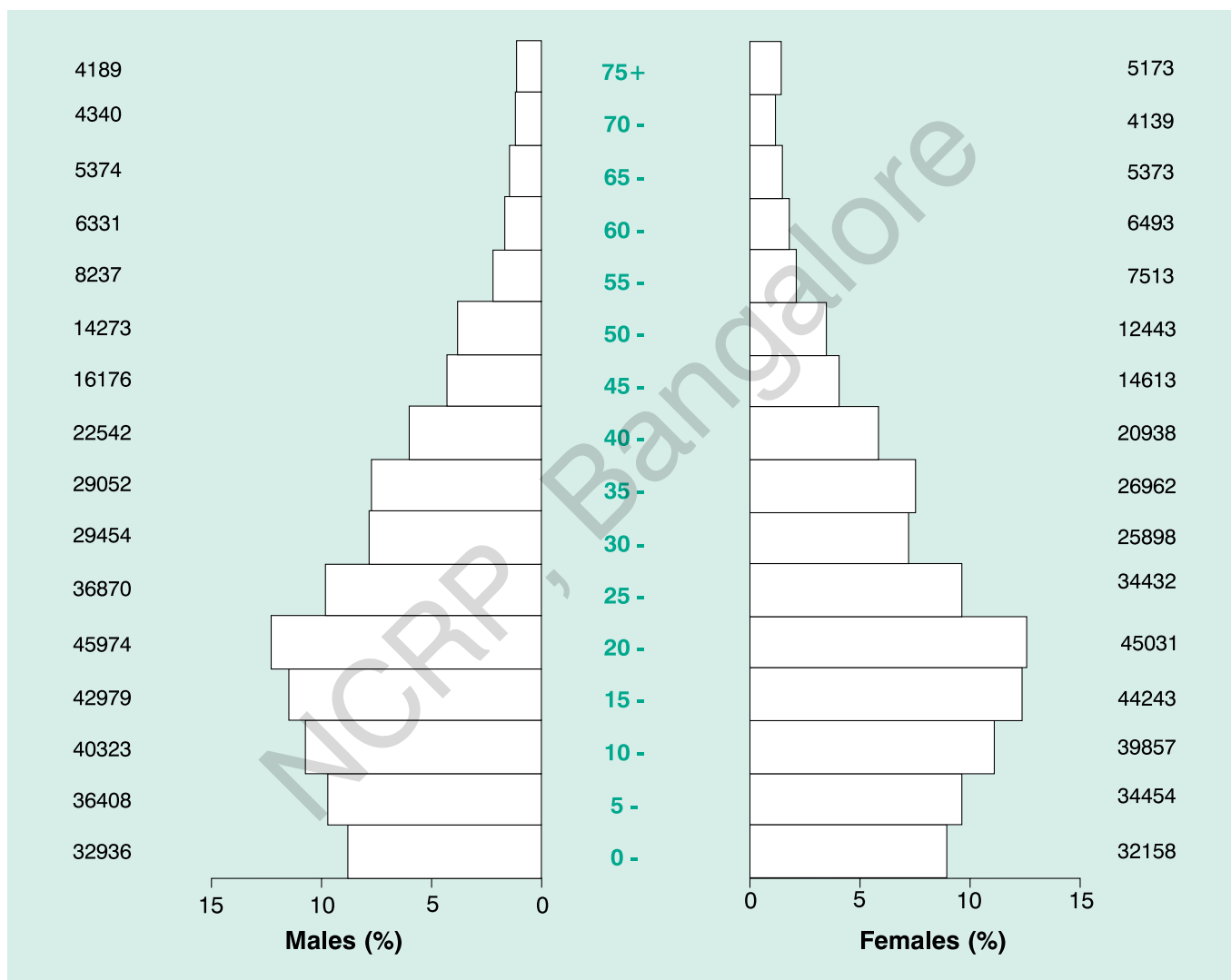


TABLE:AIZ - 1**Population by Five Year Age Group and Gender : 2005-2006***Number and Relative Proportion (%)***Aizawl District**

Age Group	MALES		FEMALES		TOTAL	
	Number	%	Number	%	Number	%
0-4	32936	8.77	32158	8.94	65094	8.85
5-9	36408	9.70	34454	9.58	70862	9.64
10-14	40323	10.74	39857	11.08	80179	10.91
15-19	42979	11.45	44243	12.30	87222	11.86
20-24	45974	12.24	45031	12.52	91006	12.38
25-29	36870	9.82	34432	9.57	71302	9.70
30-34	29454	7.84	25898	7.20	55352	7.53
35-39	29052	7.74	26962	7.50	56015	7.62
40-44	22542	6.00	20938	5.82	43479	5.91
45-49	16176	4.31	14613	4.06	30789	4.19
50-54	14273	3.80	12443	3.46	26715	3.63
55-59	8237	2.19	7513	2.09	15751	2.14
60-64	6331	1.69	6493	1.81	12824	1.74
65-69	5374	1.43	5373	1.49	10746	1.46
70-74	4340	1.16	4139	1.15	8480	1.15
75+	4189	1.12	5173	1.44	9362	1.27
Total	375458	100.00	359719	100.00	735177	100.00

**TABLE AIZ-2 (a): Number of Incident Cancers by Five Year Age Group and Site (ICD-10):
2005-2006 – Males**

% = Relative Proportion of Cancers of All Sites.

Aizawl District

ICD-10	Site	0-4	5-9	10-14	15-19	20-24	25-29	30-34	35-39	40-44	45-49	50-54	55-59	60-64	65-69	70-74	75+	Unkn	Total	%
C00	Lip	-	-	-	-	-	-	-	-	-	-	-	-	-	-	-	-	-	-	-
C01-02	Tongue	-	-	-	-	2	-	2	1	4	1	3	2	-	3	-	1	-	19	2.98
C03-06	Mouth	-	-	-	-	-	-	3	1	1	-	2	3	-	2	2	-	-	14	2.20
C07-8	Salivary Gland	-	-	-	-	-	-	-	-	-	-	-	1	-	-	-	1	-	2	0.31
C09	Tonsil	-	-	-	-	-	-	1	-	1	5	-	2	-	1	-	-	-	10	1.57
C10	Oth. Oropharynx	-	-	-	-	-	-	-	-	-	2	-	-	1	2	-	-	-	5	0.78
C11	Nasopharynx	1	-	-	-	-	-	-	2	3	3	1	1	2	2	3	3	-	21	3.30
C12-13	Hypopharynx	-	-	-	-	-	-	-	1	4	5	4	2	1	7	2	4	-	30	4.71
C14	Pharynx Unspecified	-	-	-	-	-	-	-	1	2	2	1	-	1	1	-	2	-	10	1.57
C15	Oesophagus	-	-	-	-	-	1	-	2	10	18	11	6	4	19	3	5	-	79	12.40
C16	Stomach	-	-	-	-	1	2	-	8	12	19	10	17	19	12	14	20	-	134	21.04
C17	Small Intestine	-	-	-	-	-	-	-	-	-	-	1	-	-	1	-	-	-	2	0.31
C18	Colon	-	-	-	-	-	-	-	-	-	1	1	2	2	-	-	3	-	9	1.41
C19-20	Rectum	-	-	-	-	-	1	-	-	-	-	2	3	-	1	-	5	-	12	1.88
C21	Anus & Anal Canal	-	-	-	-	-	-	-	-	-	-	-	-	-	-	-	-	-	-	-
C22	Liver	-	-	-	-	-	-	2	2	3	2	-	2	2	1	1	3	-	18	2.83
C23-24	Gallbladder etc.	-	-	-	-	-	-	-	-	-	-	1	-	2	-	-	-	-	3	0.47
C25	Pancreas	-	-	-	-	-	-	-	-	1	-	-	-	2	-	3	1	-	7	1.10
C30-31	Nose, Sinuses etc.	1	-	-	-	-	-	-	-	-	-	-	-	-	-	-	-	-	1	0.16
C32	Larynx	-	-	-	-	-	-	1	2	5	2	-	1	1	1	1	-	-	14	2.20
C33-34	Lung etc.	-	-	-	-	-	-	1	2	3	8	9	17	9	2	16	21	-	88	13.81
C37-38	Other Thoracic Organs	-	-	-	-	-	-	-	-	-	-	-	-	-	-	-	-	-	-	-
C40-41	Bone	-	1	-	-	2	-	-	-	2	-	-	1	-	-	-	1	-	7	1.10
C43	Melanoma of Skin	-	-	-	-	-	-	-	-	-	-	-	-	-	-	-	-	-	-	-
C44	Other Skin	-	-	-	-	-	-	-	1	-	-	1	-	1	-	1	-	-	4	0.63
C45	Mesothelioma	-	-	-	-	-	-	-	-	-	-	-	-	-	-	-	-	-	-	-
C46	Kaposi Sarcoma	-	-	-	-	-	-	-	-	-	-	-	-	-	-	-	-	-	-	-
C47+C49	Conn. & Soft Tissue	-	-	-	-	-	-	1	1	-	1	-	-	-	-	2	2	-	7	1.10
C50	Breast	-	-	-	-	-	-	-	-	-	-	-	-	1	-	-	-	-	1	0.16
C60	Penis	-	-	-	-	-	-	-	-	-	1	-	1	-	-	-	-	-	2	0.31
C61	Prostate	-	-	-	-	-	-	-	-	-	-	1	-	1	-	2	6	-	10	1.57
C62	Testis	-	-	-	-	-	-	-	-	-	1	-	-	-	-	-	-	-	1	0.16
C63	Other Male Genital	-	-	-	-	-	-	-	-	-	-	-	-	-	-	-	-	-	-	-
C64	Kidney etc.	1	-	-	-	-	-	-	-	-	-	-	-	-	-	-	-	-	1	0.16
C65	Renal Pelvis	-	-	-	-	-	-	-	-	-	-	-	-	-	-	-	-	-	-	-
C66	Ureter	-	-	-	-	-	-	-	-	-	-	-	-	-	-	-	-	-	-	-
C67	Bladder	-	-	-	-	-	-	-	2	-	-	-	-	1	-	-	3	-	6	0.94
C68	Uns. Urinary Organs	-	-	-	-	-	-	-	-	-	-	-	-	-	-	-	-	-	-	-
C69	Eye	-	-	-	-	-	-	-	-	-	-	1	-	-	-	-	-	-	1	0.16
C70-72	Brain, Nervous System	-	2	-	-	3	-	-	-	-	-	-	-	1	-	2	-	-	8	1.26
C73	Thyroid	-	-	-	-	-	-	-	-	-	-	-	1	1	1	1	-	-	4	0.63
C74	Adrenal Gland	-	-	-	-	-	-	-	-	-	-	-	-	-	-	-	-	-	-	-
C77	Sec Lymph Nodes	-	-	-	-	-	-	-	-	-	-	-	-	-	-	-	-	-	-	-
C78	Sec Resp & Digestive	-	-	-	-	-	-	-	-	-	-	-	-	-	-	-	-	-	-	-
C79	Sec Others	-	-	-	-	-	-	-	-	-	-	-	-	-	-	-	-	-	-	-
C81	Hodgkins Disease	-	-	-	-	-	-	-	-	-	-	-	-	-	-	-	-	-	-	-
C82-85,C96	NHL	-	1	-	1	1	-	1	1	-	1	3	-	2	-	1	-	-	12	1.88
C90	Multiple Myeloma	-	-	-	-	-	-	-	-	-	-	-	-	-	-	-	-	-	-	-
C91	Lymphoid Leuk.	1	-	1	-	-	-	-	-	-	-	-	1	-	-	-	-	-	3	0.47
C92-94	Myeloid Leukaemia	2	-	-	3	3	1	-	-	1	1	1	-	-	1	1	-	-	14	2.20
C95	Leukaemia Uns	-	-	-	2	-	1	1	-	-	-	-	1	-	-	1	1	-	7	1.10
O&U	Other and Uns	1	-	-	-	-	-	-	5	4	11	8	3	9	5	8	17	-	71	11.15
	All Sites	7	4	1	6	12	6	13	32	56	84	61	67	63	62	64	99	-	637	100.00

**TABLE AIZ-2 (b): Number of Incident Cancers by Five Year Age Group and Site (ICD-10):
2005-2006 – Females**

%= Relative Proportion of Cancers of All Sites.

Aizawl District

ICD-10	Site	0-4	5-9	10-14	15-19	20-24	25-29	30-34	35-39	40-44	45-49	50-54	55-59	60-64	65-69	70-74	75+	Unkn	Total	%
C00	Lip	-	-	-	-	-	-	-	-	-	-	-	-	-	-	-	-	-	-	-
C01-02	Tongue	-	-	-	-	-	-	-	1	-	-	-	-	1	-	-	-	-	2	0.40
C03-06	Mouth	-	-	-	-	-	-	-	1	-	2	-	1	2	-	-	1	-	7	1.42
C07-8	Salivary Gland	-	-	-	-	-	-	-	-	1	-	-	-	1	-	-	-	-	2	0.40
C09	Tonsil	-	-	-	-	-	-	1	-	-	-	-	-	-	-	-	-	-	1	0.20
C10	Oth. Oropharynx	-	-	-	-	-	-	-	-	-	-	1	-	-	-	-	-	-	1	0.20
C11	Nasopharynx	-	-	-	-	-	-	-	-	1	-	-	2	2	-	-	1	-	6	1.21
C12-13	Hypopharynx	-	-	-	-	-	-	-	1	-	-	-	-	1	-	-	-	-	2	0.40
C14	Pharynx Unspecified	-	-	-	-	-	-	-	-	-	-	-	1	-	-	-	-	-	1	0.20
C15	Oesophagus	-	-	-	-	-	-	-	-	1	2	1	-	-	1	-	3	-	8	1.62
C16	Stomach	-	-	-	-	-	1	2	1	2	7	10	5	9	4	11	11	-	63	12.75
C17	Small Intestine	-	-	-	-	-	-	-	-	-	-	-	-	-	-	-	-	-	-	-
C18	Colon	-	-	-	-	-	-	-	-	1	1	-	2	-	1	-	4	-	9	1.82
C19-20	Rectum	-	-	-	-	-	-	1	-	-	1	3	2	3	1	3	-	-	14	2.83
C21	Anus & Anal Canal	-	-	-	-	-	-	-	-	-	-	-	-	-	-	-	-	-	-	-
C22	Liver	2	-	-	-	-	-	-	-	-	1	3	1	2	-	1	1	-	11	2.23
C23-24	Gallbladder etc.	-	-	-	-	-	-	-	-	-	1	1	1	2	1	1	2	-	9	1.82
C25	Pancreas	-	-	-	-	-	-	-	1	1	1	1	-	2	2	-	2	-	10	2.02
C30-31	Nose, Sinuses etc.	-	-	-	-	-	1	-	-	-	-	-	-	1	-	-	-	-	2	0.40
C32	Larynx	-	-	-	-	-	-	-	1	-	2	-	-	1	-	-	1	-	5	1.01
C33-34	Lung etc.	-	-	-	-	-	-	-	2	1	7	9	9	12	5	13	15	-	73	14.78
C37-38	Other Thoracic Organs	-	-	-	-	-	-	-	-	-	-	-	-	-	-	-	-	-	-	-
C40-41	Bone	-	-	-	-	-	-	-	-	-	-	-	-	2	2	-	1	-	5	1.01
C43	Melanoma of Skin	-	-	-	-	-	-	-	-	-	-	-	-	-	-	-	-	-	-	-
C44	Other Skin	-	-	-	-	-	-	-	-	-	-	-	-	1	-	-	1	-	2	0.40
C45	Mesothelioma	-	-	-	-	-	-	-	-	-	-	-	-	-	-	-	-	-	-	-
C46	Kaposi Sarcoma	-	-	-	-	-	-	-	-	-	-	-	-	-	-	-	-	-	-	-
C47+C49	Conn. & Soft Tissue	-	-	-	-	-	-	-	-	-	-	-	1	-	-	-	1	-	2	0.40
C50	Breast	-	-	-	1	1	-	3	7	10	7	6	4	2	9	-	2	-	52	10.53
C51	Vulva	-	-	-	-	-	-	-	-	-	1	3	-	-	-	1	-	-	5	1.01
C52	Vagina	-	-	-	-	-	-	-	-	1	-	-	-	-	-	-	-	-	1	0.20
C53	Cervix Uteri	-	-	-	-	2	2	11	11	13	9	6	1	3	13	3	-	-	74	14.98
C54	Corpus Uteri	-	-	-	-	-	-	-	-	-	1	-	1	-	-	-	-	1	3	0.61
C55	Uterus Unspecified	-	-	-	-	1	-	-	-	-	2	-	-	-	-	-	-	-	3	0.61
C56	Ovary etc.	-	-	-	1	-	-	1	2	-	-	-	1	-	2	-	2	-	9	1.82
C57	Other Female Genital	-	-	-	-	-	-	-	-	1	-	-	-	1	-	-	-	-	2	0.40
C58	Placenta	-	-	-	-	1	-	-	1	-	-	-	-	-	-	-	-	-	2	0.40
C64	Kidney etc.	1	-	-	-	-	-	-	-	-	2	-	-	-	1	-	-	-	4	0.81
C65	Renal Pelvis	-	-	-	-	-	-	-	-	-	-	-	-	-	-	-	-	-	-	-
C66	Ureter	-	-	-	-	-	-	-	-	-	-	-	-	-	-	-	-	-	-	-
C67	Bladder	-	-	-	-	-	-	-	-	1	-	1	-	-	1	-	-	-	3	0.61
C68	Uns. Urinary Organs	-	-	-	-	-	-	-	-	-	-	-	-	-	-	-	-	-	-	-
C69	Eye	-	-	-	-	-	-	-	-	-	-	-	1	-	-	-	1	-	2	0.40
C70-72	Brain, Nervous System	-	-	-	1	-	-	1	-	-	-	1	-	-	-	2	-	-	5	1.01
C73	Thyroid	-	-	-	1	-	-	-	-	1	1	-	-	-	1	2	5	-	11	2.23
C74	Adrenal Gland	-	-	-	-	-	-	-	-	-	-	-	-	-	-	-	-	-	-	-
C77	Sec Lymph Nodes	-	-	-	-	-	-	-	-	-	-	-	-	-	-	-	-	-	-	-
C78	Sec Resp & Digestive	-	-	-	-	-	-	-	-	-	-	-	-	-	-	-	-	-	-	-
C79	Sec Others	-	-	-	-	-	-	-	-	-	-	-	-	-	-	-	-	-	-	-
C81	Hodgkins Disease	-	-	-	-	-	-	-	-	-	-	-	-	-	-	-	-	-	-	-
C82-85,C96	NHL	1	-	1	-	-	-	-	2	1	1	1	2	-	-	2	2	-	13	2.63
C90	Multiple Myeloma	-	-	-	-	-	-	-	-	-	2	-	-	-	-	-	-	-	2	0.40
C91	Lymphoid Leuk.	-	1	-	-	-	-	-	-	-	-	-	-	-	-	-	-	-	1	0.20
C92-94	Myeloid Leukaemia	-	-	-	-	-	-	-	1	-	1	-	-	-	2	-	-	-	4	0.81
C95	Leukaemia Uns	1	-	-	1	1	-	-	-	-	-	-	-	-	-	-	-	-	3	0.61
O&U	Other and Uns	-	-	-	-	-	-	-	2	2	8	7	7	5	8	8	13	-	60	12.15
	All Sites	5	1	1	5	6	4	20	34	38	60	54	42	53	54	47	69	1	494	100.00

TABLE: AIZ-3(a):
Average Annual Age Specific, Crude (CR), Age Adjusted (AAR) (with Standard Error(SE)) and
Truncated (35-64 yrs) (TR) Incidence Rate per 100,000 population: 2005-2006- Males
Aizawl District

ICD-10	0-4	5-9	10-14	15-19	20-24	25-29	30-34	35-39	40-44	45-49	50-54	55-59	60-64	65-69	70-74	>75	CR	AAR	SE	TR
C00	-	-	-	-	-	-	-	-	-	-	-	-	-	-	-	-	-	-	-	-
C01-02	-	-	-	-	4.4	-	6.8	3.4	17.7	18.5	7.0	36.4	31.6	-	-	23.9	5.1	6.7	1.65	17.6
C03-06	-	-	-	-	-	-	10.2	3.4	4.4	12.4	-	24.3	47.4	-	46.1	-	3.7	5.6	1.61	13.2
C07-8	-	-	-	-	-	-	-	-	-	-	-	-	15.8	-	-	23.9	0.5	1.1	0.79	2.0
C09	-	-	-	-	-	-	3.4	-	4.4	6.2	35.0	-	31.6	-	-	-	2.7	3.9	1.29	11.8
C10	-	-	-	-	-	-	-	-	-	12.4	14.0	-	-	18.6	-	-	1.3	2.0	0.91	4.7
C11	3.0	-	-	-	-	-	-	6.9	13.3	12.4	21.0	12.1	15.8	37.2	69.1	71.7	5.6	8.4	1.91	13.3
C12-13	-	-	-	-	-	-	-	3.4	17.7	43.3	35.0	48.6	31.6	18.6	46.1	95.5	8.0	12.2	2.30	28.5
C14	-	-	-	-	-	-	-	3.4	8.9	6.2	14.0	12.1	-	18.6	-	47.8	2.7	3.8	1.25	7.4
C15	-	-	-	-	-	2.7	-	6.9	44.4	117.5	126.1	133.6	94.8	74.4	69.1	119.4	21.0	31.8	3.70	82.5
C16	-	-	-	-	2.2	5.4	-	27.5	53.2	74.2	133.1	121.4	268.6	353.6	322.7	477.7	35.7	58.8	5.28	101.8
C17	-	-	-	-	-	-	-	-	-	6.2	-	12.1	-	-	-	-	0.5	0.9	0.61	2.8
C18	-	-	-	-	-	-	-	-	-	-	7.0	12.1	31.6	37.2	-	71.7	2.4	4.6	1.57	6.8
C19-20	-	-	-	-	-	2.7	-	-	-	6.2	-	24.3	47.4	-	-	119.4	3.2	5.8	1.73	10.4
C21	-	-	-	-	-	-	-	-	-	-	-	-	-	-	-	-	-	-	-	-
C22	-	-	-	-	-	-	6.8	6.9	13.3	6.2	14.0	-	31.6	37.2	23.0	71.7	4.8	7.0	1.76	11.4
C23-24	-	-	-	-	-	-	-	-	-	-	-	12.1	-	37.2	-	-	0.8	1.6	0.93	1.6
C25	-	-	-	-	-	-	-	-	4.4	-	-	-	-	37.2	69.1	23.9	1.9	3.2	1.25	0.9
C30-31	3.0	-	-	-	-	-	-	-	-	-	-	-	-	-	-	-	0.3	0.4	0.36	-
C32	-	-	-	-	-	-	3.4	6.9	22.2	6.2	14.0	-	15.8	18.6	23.0	-	3.7	4.7	1.34	11.1
C33-34	-	-	-	-	-	-	3.4	6.9	13.3	12.4	56.1	109.3	268.6	167.5	368.7	501.6	23.4	42.5	4.63	64.1
C37-38	-	-	-	-	-	-	-	-	-	-	-	-	-	-	-	-	-	-	-	-
C40-41	-	2.7	-	-	4.4	-	-	-	8.9	-	-	-	15.8	-	-	23.9	1.9	2.3	0.95	3.8
C43	-	-	-	-	-	-	-	-	-	-	-	-	-	-	-	-	-	-	-	-
C44	-	-	-	-	-	-	-	3.4	-	-	-	12.1	-	18.6	23.0	-	1.1	1.7	0.90	2.2
C45	-	-	-	-	-	-	-	-	-	-	-	-	-	-	-	-	-	-	-	-
C46	-	-	-	-	-	-	-	-	-	-	-	-	-	-	-	-	-	-	-	-
C47+C49	-	-	-	-	-	-	3.4	3.4	-	-	7.0	-	-	-	46.1	47.8	1.9	2.6	1.04	1.8
C50	-	-	-	-	-	-	-	-	-	-	-	-	-	18.6	-	-	0.3	0.6	0.56	-
C60	-	-	-	-	-	-	-	-	-	-	7.0	-	15.8	-	-	-	0.5	1.0	0.72	3.2
C61	-	-	-	-	-	-	-	-	-	-	-	12.1	-	18.6	46.1	143.3	2.7	4.8	1.53	1.6
C62	-	-	-	-	-	-	-	-	-	-	7.0	-	-	-	-	-	0.3	0.4	0.35	1.1
C63	-	-	-	-	-	-	-	-	-	-	-	-	-	-	-	-	-	-	-	-
C64	3.0	-	-	-	-	-	-	-	-	-	-	-	-	-	-	-	0.3	0.4	0.36	-
C65	-	-	-	-	-	-	-	-	-	-	-	-	-	-	-	-	-	-	-	-
C66	-	-	-	-	-	-	-	-	-	-	-	-	-	-	-	-	-	-	-	-
C67	-	-	-	-	-	-	-	6.9	-	-	-	-	-	18.6	-	71.7	1.6	2.4	1.04	1.3
C68	-	-	-	-	-	-	-	-	-	-	-	-	-	-	-	-	-	-	-	-
C69	-	-	-	-	-	-	-	-	-	-	-	12.1	-	-	-	-	0.3	0.5	0.49	1.6
C70-72	-	5.5	-	-	6.5	-	-	-	-	-	-	-	-	18.6	46.1	-	2.1	2.6	0.99	-
C73	-	-	-	-	-	-	-	-	-	6.2	-	-	15.8	18.6	23.0	-	1.1	2.0	1.03	3.2
C74	-	-	-	-	-	-	-	-	-	-	-	-	-	-	-	-	-	-	-	-
C77	-	-	-	-	-	-	-	-	-	-	-	-	-	-	-	-	-	-	-	-
C78	-	-	-	-	-	-	-	-	-	-	-	-	-	-	-	-	-	-	-	-
C79	-	-	-	-	-	-	-	-	-	-	-	-	-	-	-	-	-	-	-	-
C81	-	-	-	-	-	-	-	-	-	-	-	-	-	-	-	-	-	-	-	-
C82-85,C96	-	2.7	-	2.3	2.2	-	3.4	3.4	-	-	7.0	36.4	-	37.2	23.0	-	3.2	4.5	1.38	6.5
C90	-	-	-	-	-	-	-	-	-	-	-	-	-	-	-	-	-	-	-	-
C91	3.0	-	2.5	-	-	-	-	-	-	-	-	-	15.8	-	-	-	0.8	1.2	0.76	2.0
C92-94	6.1	-	-	7.0	6.5	2.7	-	-	4.4	6.2	7.0	12.1	-	-	23.0	-	3.7	4.0	1.15	4.8
C95	-	-	-	4.7	-	2.7	3.4	-	-	-	-	-	15.8	-	23.0	23.9	1.9	2.4	1.01	2.0
O&U	3.0	-	-	-	-	-	-	17.2	17.7	30.9	77.1	97.1	47.4	167.5	184.4	406.0	18.9	30.8	3.76	43.8
All	21.3	11.0	2.5	14.0	26.1	16.3	44.1	110.1	248.4	383.3	588.6	740.7	1058.5	1172.5	1475.0	2364.5	169.7	269.0	11.06	470.7

TABLE:AIZ-3(b):
Average Annual Age Specific, Crude (CR), Age Adjusted (AAR) (with Standard Error(SE)) and
Truncated (35-64 yrs) (TR) Incidence Rate per 100,000 population: 2005-2006- Females
Aizawl District

ICD-10	0-4	5-9	10-14	15-19	20-24	25-29	30-34	35-39	40-44	45-49	50-54	55-59	60-64	65-69	70-74	>75	CR	AAR	SE	TR
C00	-	-	-	-	-	-	-	-	-	-	-	-	-	-	-	-	-	-	-	-
C01-02	-	-	-	-	-	-	-	3.7	-	-	-	-	-	18.6	-	-	0.6	0.8	0.60	0.7
C03-06	-	-	-	-	-	-	-	3.7	-	-	16.1	-	15.4	37.2	-	19.3	1.9	3.1	1.23	5.3
C07-8	-	-	-	-	-	-	-	-	4.8	-	-	-	-	18.6	-	-	0.6	0.8	0.63	0.9
C09	-	-	-	-	-	-	3.9	-	-	-	-	-	-	-	-	-	0.3	0.2	0.23	-
C10	-	-	-	-	-	-	-	-	-	-	-	13.3	-	-	-	-	0.3	0.5	0.53	1.7
C11	-	-	-	-	-	-	-	-	4.8	-	-	-	30.8	37.2	-	19.3	1.7	3.0	1.27	4.9
C12-13	-	-	-	-	-	-	-	3.7	-	-	-	-	-	18.6	-	-	0.6	0.8	0.60	0.7
C14	-	-	-	-	-	-	-	-	-	-	-	-	15.4	-	-	-	0.3	0.6	0.62	2.0
C15	-	-	-	-	-	-	-	-	4.8	6.8	16.1	13.3	-	-	-	58.0	2.2	3.2	1.14	6.6
C16	-	-	-	-	-	2.9	7.7	3.7	9.6	27.4	56.3	133.1	77.0	167.5	265.8	212.7	17.5	28.9	3.73	44.1
C17	-	-	-	-	-	-	-	-	-	-	-	-	-	-	-	-	-	-	-	-
C18	-	-	-	-	-	-	-	-	4.8	6.8	8.0	-	30.8	-	-	77.3	2.5	3.9	1.33	7.5
C19-20	-	-	-	-	-	-	3.9	-	-	6.8	8.0	39.9	30.8	55.8	72.5	-	3.9	7.0	1.90	11.7
C21	-	-	-	-	-	-	-	-	-	-	-	-	-	-	-	-	-	-	-	-
C22	6.2	-	-	-	-	-	-	-	-	-	8.0	39.9	15.4	37.2	24.2	19.3	3.1	5.3	1.64	8.4
C23-24	-	-	-	-	-	-	-	-	-	6.8	8.0	13.3	15.4	37.2	24.2	38.7	2.5	4.3	1.47	6.3
C25	-	-	-	-	-	-	-	3.7	4.8	13.7	8.0	13.3	-	37.2	-	38.7	2.8	4.2	1.36	7.3
C30-31	-	-	-	-	-	2.9	-	-	-	-	-	-	-	18.6	-	-	0.6	0.8	0.60	-
C32	-	-	-	-	-	-	-	3.7	-	-	16.1	-	-	18.6	-	19.3	1.4	2.0	0.91	3.3
C33-34	-	-	-	-	-	-	-	7.4	4.8	34.2	56.3	119.8	138.6	223.4	314.2	290.0	20.3	34.7	4.14	51.4
C37-38	-	-	-	-	-	-	-	-	-	-	-	-	-	-	-	-	-	-	-	-
C40-41	-	-	-	-	-	-	-	-	-	13.7	-	-	-	-	-	19.3	1.4	2.3	1.05	2.6
C43	-	-	-	-	-	-	-	-	-	-	-	-	-	-	-	-	-	-	-	-
C44	-	-	-	-	-	-	-	-	-	-	-	-	-	18.6	-	19.3	0.6	0.9	0.68	-
C45	-	-	-	-	-	-	-	-	-	-	-	-	-	-	-	-	-	-	-	-
C46	-	-	-	-	-	-	-	-	-	-	-	-	-	-	-	-	-	-	-	-
C47+C49	-	-	-	-	-	-	-	-	-	-	-	-	15.4	-	-	19.3	0.6	1.0	0.73	2.0
C50	-	-	-	2.3	2.2	-	11.6	26.0	47.8	61.6	56.3	79.9	61.6	37.2	-	38.7	14.5	19.6	2.86	53.5
C51	-	-	-	-	-	-	-	-	-	-	8.0	39.9	-	-	24.2	-	1.4	2.5	1.12	6.4
C52	-	-	-	-	-	-	-	-	4.8	-	-	-	-	-	-	-	0.3	0.3	0.29	0.9
C53	-	-	-	-	4.4	5.8	42.5	40.8	62.1	89.0	72.3	79.9	15.4	55.8	72.5	-	20.6	25.4	3.12	61.1
C54	-	-	-	-	-	-	-	-	-	-	8.0	-	15.4	-	-	-	0.8	1.0	0.74	3.3
C55	-	-	-	-	2.2	-	-	-	-	-	16.1	-	-	-	-	-	0.8	1.0	0.60	2.6
C56	-	-	-	2.3	-	-	3.9	7.4	-	13.7	-	-	15.4	-	-	38.7	2.5	3.1	1.10	6.1
C57	-	-	-	-	-	-	-	-	4.8	-	-	-	-	18.6	-	-	0.6	0.8	0.63	0.9
C58	-	-	-	-	2.2	-	3.7	-	-	-	-	-	-	-	-	-	0.6	0.4	0.28	0.7
C64	3.1	-	-	-	-	-	-	-	-	6.8	16.1	-	-	-	-	-	1.1	1.6	0.79	3.9
C65	-	-	-	-	-	-	-	-	-	-	-	-	-	-	-	-	-	-	-	-
C66	-	-	-	-	-	-	-	-	-	-	-	-	-	-	-	-	-	-	-	-
C67	-	-	-	-	-	-	-	-	4.8	6.8	-	13.3	-	-	-	-	0.8	1.2	0.73	4.0
C68	-	-	-	-	-	-	-	-	-	-	-	-	-	-	-	-	-	-	-	-
C69	-	-	-	-	-	-	-	-	-	-	-	-	15.4	-	-	19.3	0.6	1.0	0.73	2.0
C70-72	-	-	-	2.3	-	-	3.9	-	-	-	-	13.3	-	-	48.3	-	1.4	1.9	0.92	1.7
C73	-	-	-	2.3	-	-	-	-	4.8	6.8	8.0	-	-	-	48.3	96.7	3.1	4.2	1.29	3.5
C74	-	-	-	-	-	-	-	-	-	-	-	-	-	-	-	-	-	-	-	-
C77	-	-	-	-	-	-	-	-	-	-	-	-	-	-	-	-	-	-	-	-
C78	-	-	-	-	-	-	-	-	-	-	-	-	-	-	-	-	-	-	-	-
C79	-	-	-	-	-	-	-	-	-	-	-	-	-	-	-	-	-	-	-	-
C81	-	-	-	-	-	-	-	-	-	-	-	-	-	-	-	-	-	-	-	-
C82-85,C96	3.1	-	2.5	-	-	-	-	7.4	4.8	-	8.0	13.3	30.8	-	48.3	38.7	3.6	5.2	1.53	9.3
C90	-	-	-	-	-	-	-	-	-	-	16.1	-	-	-	-	-	0.6	0.8	0.57	2.6
C91	-	2.9	-	-	-	-	-	-	-	-	-	-	-	-	-	-	0.3	0.3	0.29	-
C92-94	-	-	-	-	-	-	-	3.7	-	13.7	8.0	-	-	-	-	-	1.1	1.4	0.74	4.7
C95	3.1	-	-	2.3	2.2	-	-	-	-	-	-	-	-	-	-	-	0.8	0.8	0.46	-
O&U	-	-	-	-	-	-	-	7.4	9.6	54.7	64.3	93.2	107.8	93.1	193.3	251.4	16.7	27.2	3.59	50.2
All	15.5	2.9	2.5	11.3	13.3	11.6	77.2	126.1	181.5	369.6	482.3	718.8	647.0	986.6	1135.8	1334.1	137.3	208.4	9.72	385.1

TABLE: AIZ-4(a): Number (#) and Proportion (%) of Cancers by Site (ICD-10) and Method of Diagnosis: 2005-2006- Males**Aizawl District**

ICD-10	Site	Microscopic		X-Ray / imaging		Clinical		Others		D.C.O		Total	
		#	%	#	%	#	%	#	%	#	%	#	%
C00	Lip	-	-	-	-	-	-	-	-	-	-	-	-
C01-02	Tongue	18	94.7	-	-	-	-	-	-	1	5.3	19	100.0
C03-06	Mouth	12	85.7	-	-	1	7.1	1	7.1	-	-	14	100.0
C07-8	Salivary Gland	1	50.0	-	-	1	50.0	-	-	-	-	2	100.0
C09	Tonsil	10	100.0	-	-	-	-	-	-	-	-	10	100.0
C10	Oth. Oropharynx	5	100.0	-	-	-	-	-	-	-	-	5	100.0
C11	Nasopharynx	19	90.5	1	4.8	-	-	1	4.8	-	-	21	100.0
C12-13	Hypopharynx	27	90.0	-	-	2	6.7	1	3.3	-	-	30	100.0
C14	Pharynx Unspecified	7	70.0	-	-	1	10.0	-	-	2	20.0	10	100.0
C15	Oesophagus	64	81.0	3	3.8	2	2.5	7	8.9	3	3.8	79	100.0
C16	Stomach	100	74.6	-	-	4	3.0	9	6.7	21	15.7	134	100.0
C17	Small Intestine	2	100.0	-	-	-	-	-	-	-	-	2	100.0
C18	Colon	8	88.9	-	-	-	-	-	-	1	11.1	9	100.0
C19-20	Rectum	9	75.0	-	-	2	16.7	1	8.3	-	-	12	100.0
C21	Anus & Anal Canal	-	-	-	-	-	-	-	-	-	-	-	-
C22	Liver	12	66.7	2	11.1	1	5.6	2	11.1	1	5.6	18	100.0
C23-24	Gallbladder etc.	1	33.3	-	-	-	-	1	33.3	1	33.3	3	100.0
C25	Pancreas	1	14.3	1	14.3	3	42.9	2	28.6	-	-	7	100.0
C30-31	Nose, Sinuses etc.	1	100.0	-	-	-	-	-	-	-	-	1	100.0
C32	Larynx	11	78.6	-	-	1	7.1	2	14.3	-	-	14	100.0
C33-34	Lung etc.	56	63.6	12	13.6	3	3.4	6	6.8	11	12.5	88	100.0
C37-38	Other Thoracic Organs	-	-	-	-	-	-	-	-	-	-	-	-
C40-41	Bone	4	57.1	1	14.3	-	-	-	-	2	28.6	7	100.0
C43	Melanoma of Skin	-	-	-	-	-	-	-	-	-	-	-	-
C44	Other Skin	4	100.0	-	-	-	-	-	-	-	-	4	100.0
C45	Mesothelioma	-	-	-	-	-	-	-	-	-	-	-	-
C46	Kaposi Sarcoma	-	-	-	-	-	-	-	-	-	-	-	-
C47+C49	Conn. & Soft Tissue	3	42.9	-	-	-	-	-	-	4	57.1	7	100.0
C50	Breast	1	100.0	-	-	-	-	-	-	-	-	1	100.0
C60	Penis	1	50.0	-	-	-	-	-	-	1	50.0	2	100.0
C61	Prostate	1	10.0	-	-	5	50.0	3	30.0	1	10.0	10	100.0
C62	Testis	-	-	-	-	-	-	1	100.0	-	-	1	100.0
C63	Other Male Genital	-	-	-	-	-	-	-	-	-	-	-	-
C64	Kidney etc.	1	100.0	-	-	-	-	-	-	-	-	1	100.0
C65	Renal Pelvis	-	-	-	-	-	-	-	-	-	-	-	-
C66	Ureter	-	-	-	-	-	-	-	-	-	-	-	-
C67	Bladder	5	83.3	-	-	-	-	-	-	1	16.7	6	100.0
C68	Uns.Urinary Organs	-	-	-	-	-	-	-	-	-	-	-	-
C69	Eye	1	100.0	-	-	-	-	-	-	-	-	1	100.0
C70-72	Brain, Nervous System	3	37.5	2	25.0	-	-	1	12.5	2	25.0	8	100.0
C73	Thyroid	4	100.0	-	-	-	-	-	-	-	-	4	100.0
C74	Adrenal Gland	-	-	-	-	-	-	-	-	-	-	-	-
C77	Sec Lymph Nodes	-	-	-	-	-	-	-	-	-	-	-	-
C78	Sec Resp & Digestive	-	-	-	-	-	-	-	-	-	-	-	-
C79	Sec Others	-	-	-	-	-	-	-	-	-	-	-	-
C81	Hodgkins Disease	-	-	-	-	-	-	-	-	-	-	-	-
C82-85,C96	NHL	12	100.0	-	-	-	-	-	-	-	-	12	100.0
C90	Multiple Myeloma	-	-	-	-	-	-	-	-	-	-	-	-
C91	Lymphoid Leuk.	3	100.0	-	-	-	-	-	-	-	-	3	100.0
C92-94	Myeloid Leukaemia	13	92.9	-	-	-	-	1	7.1	-	-	14	100.0
C95	Leukaemia Uns	4	57.1	-	-	-	-	-	-	3	42.9	7	100.0
O&U	Other and Uns	18	25.4	1	1.4	1	1.4	1	1.4	50	70.4	71	100.0
	All Sites	442	69.4	23	3.6	27	4.2	40	6.3	105	16.5	637	100.0

TABLE: AIZ-4(b): Number (#) and Proportion (%) of Cancers by Site (ICD-10) and Method of Diagnosis : 2005-2006- Females**Aizawl District**

ICD-10	Site	Microscopic		X-Ray / imaging		Clinical		Others		D.C.O		Total	
		#	%	#	%	#	%	#	%	#	%	#	%
C00	Lip	-	-	-	-	-	-	-	-	-	-	-	-
C01-02	Tongue	2	100.0	-	-	-	-	-	-	-	-	2	100.0
C03-06	Mouth	6	85.7	-	-	-	-	-	-	1	14.3	7	100.0
C07-8	Salivary Gland	2	100.0	-	-	-	-	-	-	-	-	2	100.0
C09	Tonsil	1	100.0	-	-	-	-	-	-	-	-	1	100.0
C10	Oth. Oropharynx	1	100.0	-	-	-	-	-	-	-	-	1	100.0
C11	Nasopharynx	5	83.3	-	-	1	16.7	-	-	-	-	6	100.0
C12-13	Hypopharynx	2	100.0	-	-	-	-	-	-	-	-	2	100.0
C14	Pharynx Unspecified	-	-	-	-	-	-	-	-	1	100.0	1	100.0
C15	Oesophagus	7	87.5	-	-	-	-	-	-	1	12.5	8	100.0
C16	Stomach	46	73.0	2	3.2	2	3.2	7	11.1	6	9.5	63	100.0
C17	Small Intestine	-	-	-	-	-	-	-	-	-	-	-	-
C18	Colon	6	66.7	-	-	-	-	1	11.1	2	22.2	9	100.0
C19-20	Rectum	13	92.9	-	-	-	-	1	7.1	-	-	14	100.0
C21	Anus & Anal Canal	-	-	-	-	-	-	-	-	-	-	-	-
C22	Liver	8	72.7	-	-	1	9.1	-	-	2	18.2	11	100.0
C23-24	Gallbladder etc.	5	55.6	-	-	2	22.2	2	22.2	-	-	9	100.0
C25	Pancreas	-	-	4	40.0	2	20.0	3	30.0	1	10.0	10	100.0
C30-31	Nose, Sinuses etc.	2	100.0	-	-	-	-	-	-	-	-	2	100.0
C32	Larynx	3	60.0	-	-	1	20.0	1	20.0	-	-	5	100.0
C33-34	Lung etc.	40	54.8	9	12.3	4	5.5	5	6.8	15	20.5	73	100.0
C37-38	Other Thoracic Organs	-	-	-	-	-	-	-	-	-	-	-	-
C40-41	Bone	2	40.0	-	-	1	20.0	2	40.0	-	-	5	100.0
C43	Melanoma of Skin	-	-	-	-	-	-	-	-	-	-	-	-
C44	Other Skin	2	100.0	-	-	-	-	-	-	-	-	2	100.0
C45	Mesothelioma	-	-	-	-	-	-	-	-	-	-	-	-
C46	Kaposi Sarcoma	-	-	-	-	-	-	-	-	-	-	-	-
C47+C49	Conn. & Soft Tissue	2	100.0	-	-	-	-	-	-	-	-	2	100.0
C50	Breast	44	84.6	-	-	2	3.8	4	7.7	2	3.8	52	100.0
C51	Vulva	2	40.0	-	-	2	40.0	1	20.0	-	-	5	100.0
C52	Vagina	1	100.0	-	-	-	-	-	-	-	-	1	100.0
C53	Cervix Uteri	61	82.4	-	-	4	5.4	5	6.8	4	5.4	74	100.0
C54	Corpus Uteri	2	66.7	-	-	-	-	1	33.3	-	-	3	100.0
C55	Uterus Unspecified	-	-	-	-	3	100.0	-	-	-	-	3	100.0
C56	Ovary etc.	8	88.9	-	-	-	-	1	11.1	-	-	9	100.0
C57	Other Female Genital	-	-	-	-	-	-	-	-	2	100.0	2	100.0
C58	Placenta	1	50.0	-	-	1	50.0	-	-	-	-	2	100.0
C64	Kidney etc.	1	25.0	-	-	2	50.0	1	25.0	-	-	4	100.0
C65	Renal Pelvis	-	-	-	-	-	-	-	-	-	-	-	-
C66	Ureter	-	-	-	-	-	-	-	-	-	-	-	-
C67	Bladder	2	66.7	1	33.3	-	-	-	-	-	-	3	100.0
C68	Uns.Urinary Organs	-	-	-	-	-	-	-	-	-	-	-	-
C69	Eye	1	50.0	-	-	1	50.0	-	-	-	-	2	100.0
C70-72	Brain, Nervous System	1	20.0	3	60.0	-	-	-	-	1	20.0	5	100.0
C73	Thyroid	11	100.0	-	-	-	-	-	-	-	-	11	100.0
C74	Adrenal Gland	-	-	-	-	-	-	-	-	-	-	-	-
C77	Sec Lymph Nodes	-	-	-	-	-	-	-	-	-	-	-	-
C78	Sec Resp & Digestive	-	-	-	-	-	-	-	-	-	-	-	-
C79	Sec Others	-	-	-	-	-	-	-	-	-	-	-	-
C81	Hodgkins Disease	-	-	-	-	-	-	-	-	-	-	-	-
C82-85,C96	NHL	11	84.6	-	-	-	-	2	15.4	-	-	13	100.0
C90	Multiple Myeloma	2	100.0	-	-	-	-	-	-	-	-	2	100.0
C91	Lymphoid Leuk.	1	100.0	-	-	-	-	-	-	-	-	1	100.0
C92-94	Myeloid Leukaemia	4	100.0	-	-	-	-	-	-	-	-	4	100.0
C95	Leukaemia Uns	1	33.3	-	-	-	-	-	-	2	66.7	3	100.0
O&U	Other and Uns	16	26.7	1	1.7	-	-	-	-	43	71.7	60	100.0
	All Sites	325	65.8	20	4.0	29	5.9	37	7.5	83	16.8	494	100.0

TABLE: AIZ-5(a): Number (#) and Proportion (%) of Cancers by Site (ICD-10) and Detailed Microscopic Diagnosis, 2005-2006- Males : Aizawl District

ICD-10	Site	Pri. Hist		Sec. Hist		Cytology		Blood Film		Bone Marrow		Others		Total	
		#	%	#	%	#	%	#	%	#	%	#	%	#	%
C00	Lip	-	-	-	-	-	-	-	-	-	-	-	-	-	-
C01-02	Tongue	18	94.7	-	-	-	-	-	-	-	-	1	5.3	19	100.0
C03-06	Mouth	10	71.4	-	-	2	14.3	-	-	-	-	2	14.3	14	100.0
C07-8	Salivary Gland	-	-	1	50.0	-	-	-	-	-	-	1	50.0	2	100.0
C09	Tonsil	9	90.0	-	-	1	10.0	-	-	-	-	-	-	10	100.0
C10	Oth. Oropharynx	5	100.0	-	-	-	-	-	-	-	-	-	-	5	100.0
C11	Nasopharynx	17	81.0	-	-	2	9.5	-	-	-	-	2	9.5	21	100.0
C12-13	Hypopharynx	25	83.3	-	-	2	6.7	-	-	-	-	3	10.0	30	100.0
C14	Pharynx Unspecified	5	50.0	-	-	2	20.0	-	-	-	-	3	30.0	10	100.0
C15	Oesophagus	63	79.7	-	-	-	-	-	-	1	1.3	15	19.0	79	100.0
C16	Stomach	98	73.1	1	0.7	1	0.7	-	-	-	-	34	25.4	134	100.0
C17	Small Intestine	2	100.0	-	-	-	-	-	-	-	-	-	-	2	100.0
C18	Colon	8	88.9	-	-	-	-	-	-	-	-	1	11.1	9	100.0
C19-20	Rectum	9	75.0	-	-	-	-	-	-	-	-	3	25.0	12	100.0
C21	Anus & Anal Canal	-	-	-	-	-	-	-	-	-	-	-	-	-	-
C22	Liver	1	5.6	-	-	11	61.1	-	-	-	-	6	33.3	18	100.0
C23-24	Gallbladder etc.	-	-	-	-	1	33.3	-	-	-	-	2	66.7	3	100.0
C25	Pancreas	1	14.3	-	-	-	-	-	-	-	-	6	85.7	7	100.0
C30-31	Nose, Sinuses etc.	1	100.0	-	-	-	-	-	-	-	-	-	-	1	100.0
C32	Larynx	10	71.4	-	-	1	7.1	-	-	-	-	3	21.4	14	100.0
C33-34	Lung etc.	25	28.4	-	-	31	35.2	-	-	-	-	32	36.4	88	100.0
C37-38	Other Thoracic Organs	-	-	-	-	-	-	-	-	-	-	-	-	-	-
C40-41	Bone	2	28.6	-	-	2	28.6	-	-	-	-	3	42.9	7	100.0
C43	Melanoma of Skin	-	-	-	-	-	-	-	-	-	-	-	-	-	-
C44	Other Skin	4	100.0	-	-	-	-	-	-	-	-	-	-	4	100.0
C45	Mesothelioma	-	-	-	-	-	-	-	-	-	-	-	-	-	-
C46	Kaposi Sarcoma	-	-	-	-	-	-	-	-	-	-	-	-	-	-
C47+C49	Conn. & Soft Tissue	1	14.3	-	-	2	28.6	-	-	-	-	4	57.1	7	100.0
C50	Breast	1	100.0	-	-	-	-	-	-	-	-	-	-	1	100.0
C60	Penis	1	50.0	-	-	-	-	-	-	-	-	1	50.0	2	100.0
C61	Prostate	1	10.0	-	-	-	-	-	-	-	-	9	90.0	10	100.0
C62	Testis	-	-	-	-	-	-	-	-	-	-	1	100.0	1	100.0
C63	Other Male Genital	-	-	-	-	-	-	-	-	-	-	-	-	-	-
C64	Kidney etc.	-	-	-	-	1	100.0	-	-	-	-	-	-	1	100.0
C65	Renal Pelvis	-	-	-	-	-	-	-	-	-	-	-	-	-	-
C66	Ureter	-	-	-	-	-	-	-	-	-	-	-	-	-	-
C67	Bladder	5	83.3	-	-	-	-	-	-	-	-	1	16.7	6	100.0
C68	Uns. Urinary Organs	-	-	-	-	-	-	-	-	-	-	-	-	-	-
C69	Eye	1	100.0	-	-	-	-	-	-	-	-	-	-	1	100.0
C70-72	Brain, Nervous System	3	37.5	-	-	-	-	-	-	-	-	5	62.5	8	100.0
C73	Thyroid	2	50.0	-	-	2	50.0	-	-	-	-	-	-	4	100.0
C74	Adrenal Gland	-	-	-	-	-	-	-	-	-	-	-	-	-	-
C77	Sec Lymph Nodes	-	-	-	-	-	-	-	-	-	-	-	-	-	-
C78	Sec Resp & Digestive	-	-	-	-	-	-	-	-	-	-	-	-	-	-
C79	Sec Others	-	-	-	-	-	-	-	-	-	-	-	-	-	-
C81	Hodgkins Disease	-	-	-	-	-	-	-	-	-	-	-	-	-	-
C82-85,C96	NHL	11	91.7	-	-	1	8.3	-	-	-	-	-	-	12	100.0
C90	Multiple Myeloma	-	-	-	-	-	-	-	-	-	-	-	-	-	-
C91	Lymphoid Leuk.	-	-	-	-	-	-	2	66.7	1	33.3	-	-	3	100.0
C92-94	Myeloid Leukaemia	-	-	-	-	-	-	7	50.0	6	42.9	1	7.1	14	100.0
C95	Leukaemia Uns	-	-	-	-	-	-	4	57.1	-	-	3	42.9	7	100.0
O&U	Other and Uns	1	1.4	-	-	17	23.9	-	-	-	-	53	74.6	71	100.0
	All Sites	340	53.4	2	0.3	79	12.4	13	2.0	8	1.3	195	30.6	637	100.0

TABLE: AIZ-5(b): Number (#) and Proportion (%) of Cancers by Site (ICD-10) and Detailed Microscopic Diagnosis, 2005-2006- Females : Aizawl District

ICD-10	Site	Pri. Hist		Sec. Hist		Cytology		Blood Film		Bone Marrow		Others		Total	
		#	%	#	%	#	%	#	%	#	%	#	%	#	%
C00	Lip	-	-	-	-	-	-	-	-	-	-	-	-	-	-
C01-02	Tongue	1	50.0	-	-	1	50.0	-	-	-	-	-	-	2	100.0
C03-06	Mouth	6	85.7	-	-	-	-	-	-	-	-	1	14.3	7	100.0
C07-8	Salivary Gland	1	50.0	-	-	1	50.0	-	-	-	-	-	-	2	100.0
C09	Tonsil	1	100.0	-	-	-	-	-	-	-	-	-	-	1	100.0
C10	Oth. Oropharynx	1	100.0	-	-	-	-	-	-	-	-	-	-	1	100.0
C11	Nasopharynx	5	83.3	-	-	-	-	-	-	-	-	1	16.7	6	100.0
C12-13	Hypopharynx	2	100.0	-	-	-	-	-	-	-	-	-	-	2	100.0
C14	Pharynx Unspecified	-	-	-	-	-	-	-	-	-	-	1	100.0	1	100.0
C15	Oesophagus	7	87.5	-	-	-	-	-	-	-	-	1	12.5	8	100.0
C16	Stomach	44	69.8	-	-	2	3.2	-	-	-	-	17	27.0	63	100.0
C17	Small Intestine	-	-	-	-	-	-	-	-	-	-	-	-	-	-
C18	Colon	5	55.6	-	-	1	11.1	-	-	-	-	3	33.3	9	100.0
C19-20	Rectum	13	92.9	-	-	-	-	-	-	-	-	1	7.1	14	100.0
C21	Anus & Anal Canal	-	-	-	-	-	-	-	-	-	-	-	-	-	-
C22	Liver	-	-	-	-	8	72.7	-	-	-	-	3	27.3	11	100.0
C23-24	Gallbladder etc.	3	33.3	-	-	2	22.2	-	-	-	-	4	44.4	9	100.0
C25	Pancreas	-	-	-	-	-	-	-	-	-	-	10	100.0	10	100.0
C30-31	Nose, Sinuses etc.	2	100.0	-	-	-	-	-	-	-	-	-	-	2	100.0
C32	Larynx	3	60.0	-	-	-	-	-	-	-	-	2	40.0	5	100.0
C33-34	Lung etc.	16	21.9	-	-	24	32.9	-	-	-	-	33	45.2	73	100.0
C37-38	Other Thoracic Organs	-	-	-	-	-	-	-	-	-	-	-	-	-	-
C40-41	Bone	2	40.0	-	-	-	-	-	-	-	-	3	60.0	5	100.0
C43	Melanoma of Skin	-	-	-	-	-	-	-	-	-	-	-	-	-	-
C44	Other Skin	1	50.0	-	-	1	50.0	-	-	-	-	-	-	2	100.0
C45	Mesothelioma	-	-	-	-	-	-	-	-	-	-	-	-	-	-
C46	Kaposi Sarcoma	-	-	-	-	-	-	-	-	-	-	-	-	-	-
C47+C49	Conn. & Soft Tissue	1	50.0	-	-	1	50.0	-	-	-	-	-	-	2	100.0
C50	Breast	27	51.9	-	-	17	32.7	-	-	-	-	8	15.4	52	100.0
C51	Vulva	2	40.0	-	-	-	-	-	-	-	-	3	60.0	5	100.0
C52	Vagina	1	100.0	-	-	-	-	-	-	-	-	-	-	1	100.0
C53	Cervix Uteri	60	81.1	-	-	1	1.4	-	-	-	-	13	17.6	74	100.0
C54	Corpus Uteri	2	66.7	-	-	-	-	-	-	-	-	1	33.3	3	100.0
C55	Uterus Unspecified	-	-	-	-	-	-	-	-	-	-	3	100.0	3	100.0
C56	Ovary etc.	8	88.9	-	-	-	-	-	-	-	-	1	11.1	9	100.0
C57	Other Female Genital	-	-	-	-	-	-	-	-	-	-	2	100.0	2	100.0
C58	Placenta	1	50.0	-	-	-	-	-	-	-	-	1	50.0	2	100.0
C64	Kidney etc.	-	-	-	-	1	25.0	-	-	-	-	3	75.0	4	100.0
C65	Renal Pelvis	-	-	-	-	-	-	-	-	-	-	-	-	-	-
C66	Ureter	-	-	-	-	-	-	-	-	-	-	-	-	-	-
C67	Bladder	2	66.7	-	-	-	-	-	-	-	-	1	33.3	3	100.0
C68	Uns. Urinary Organs	-	-	-	-	-	-	-	-	-	-	-	-	-	-
C69	Eye	1	50.0	-	-	-	-	-	-	-	-	1	50.0	2	100.0
C70-72	Brain, Nervous System	1	20.0	-	-	-	-	-	-	-	-	4	80.0	5	100.0
C73	Thyroid	6	54.5	-	-	5	45.5	-	-	-	-	-	-	11	100.0
C74	Adrenal Gland	-	-	-	-	-	-	-	-	-	-	-	-	-	-
C77	Sec Lymph Nodes	-	-	-	-	-	-	-	-	-	-	-	-	-	-
C78	Sec Resp & Digestive	-	-	-	-	-	-	-	-	-	-	-	-	-	-
C79	Sec Others	-	-	-	-	-	-	-	-	-	-	-	-	-	-
C81	Hodgkins Disease	-	-	-	-	-	-	-	-	-	-	-	-	-	-
C82-85,C96	NHL	9	69.2	-	-	2	15.4	-	-	-	-	2	15.4	13	100.0
C90	Multiple Myeloma	-	-	-	-	1	50.0	-	-	1	50.0	-	-	2	100.0
C91	Lymphoid Leuk.	-	-	-	-	-	-	-	-	1	100.0	-	-	1	100.0
C92-94	Myeloid Leukaemia	-	-	-	-	-	-	3	75.0	1	25.0	-	-	4	100.0
C95	Leukaemia Uns	-	-	-	-	-	-	-	-	1	33.3	2	66.7	3	100.0
O&U	Other and Uns	3	5.0	1	1.7	12	20.0	-	-	-	-	44	73.3	60	100.0
	All Sites	237	48.0	1	0.2	80	16.2	3	0.6	4	0.8	169	34.2	494	100.0

**TABLE AIZ-6 (a): Number of Cancer Deaths by Five Year Age Group and Site (ICD-10):
2005-2006 – Males**

% = Relative Proportion of Cancers of All Sites.

Aizawl District

ICD-10	Site	0-4	5-9	10-14	15-19	20-24	25-29	30-34	35-39	40-44	45-49	50-54	55-59	60-64	65-69	70-74	75+	Unkn	Total	%
C00	Lip	-	-	-	-	-	-	-	-	-	-	-	-	-	-	-	-	-	-	-
C01-02	Tongue	-	-	-	-	-	-	-	1	-	1	2	2	1	-	-	-	-	7	2.04
C03-06	Mouth	-	-	-	-	-	-	1	-	1	1	-	-	1	-	-	-	-	4	1.17
C07-8	Salivary Gland	-	-	-	-	-	-	-	-	-	-	-	-	-	-	-	-	-	-	-
C09	Tonsil	-	-	-	-	-	-	-	-	-	1	1	1	-	-	1	-	-	4	1.17
C10	Oth. Oropharynx	-	-	-	-	-	-	-	-	-	-	-	-	-	-	-	-	-	-	-
C11	Nasopharynx	-	-	-	-	-	-	-	-	1	-	1	-	-	1	-	-	-	3	0.87
C12-13	Hypopharynx	-	-	-	-	-	-	-	-	2	3	5	2	-	-	3	2	-	17	4.96
C14	Pharynx Unspecified	-	-	-	-	-	-	-	-	1	-	1	1	-	-	-	-	-	3	0.87
C15	Oesophagus	-	-	-	-	-	1	-	1	6	7	6	4	4	4	4	2	1	40	11.66
C16	Stomach	-	-	-	-	-	1	-	3	4	4	12	10	6	12	11	19	-	82	23.91
C17	Small Intestine	-	-	-	-	-	-	-	-	-	-	-	-	-	-	-	-	-	-	-
C18	Colon	-	-	-	-	-	-	-	-	-	-	1	-	-	1	1	1	-	4	1.17
C19-20	Rectum	-	-	-	-	-	-	-	-	-	-	1	2	3	-	-	3	-	9	2.62
C21	Anus & Anal Canal	-	-	-	-	-	-	-	-	-	-	-	-	-	-	-	-	-	-	-
C22	Liver	-	-	-	-	-	-	-	1	1	1	-	-	1	1	1	2	-	8	2.33
C23-24	Gallbladder etc.	-	-	-	-	-	-	-	-	-	-	-	1	1	1	2	-	-	5	1.46
C25	Pancreas	-	-	-	-	-	-	-	-	-	-	1	-	1	-	1	1	-	4	1.17
C30-31	Nose, Sinuses etc.	-	-	-	-	-	-	-	-	-	-	-	-	-	-	-	-	-	-	-
C32	Larynx	-	-	-	-	-	-	-	1	1	-	-	-	-	-	-	1	-	3	0.87
C33-34	Lung etc.	-	1	-	-	-	-	-	-	-	2	2	5	5	2	12	19	-	48	13.99
C37-38	Other Thoracic Organs	-	-	-	-	-	-	-	-	-	-	-	-	-	-	-	-	-	-	-
C40-41	Bone	-	-	-	-	-	-	-	-	1	-	-	-	1	-	-	-	-	2	0.58
C43	Melanoma of Skin	-	-	-	-	-	-	-	-	-	-	-	-	-	-	-	-	-	-	-
C44	Other Skin	-	-	-	-	-	-	-	1	-	-	-	-	-	-	-	-	-	1	0.29
C45	Mesothelioma	-	-	-	-	-	-	-	-	-	-	-	-	-	-	-	-	-	-	-
C46	Kaposi Sarcoma	-	-	-	-	-	-	-	-	-	-	-	-	-	-	-	-	-	-	-
C47 + C49	Conn. & Soft Tissue	-	-	-	-	-	-	1	-	-	-	-	-	-	-	3	2	-	6	1.75
C50	Breast	-	-	-	-	-	-	-	-	-	-	-	1	-	-	-	-	-	1	0.29
C60	Penis	-	-	-	-	-	-	-	-	-	-	1	-	-	-	-	-	-	1	0.29
C61	Prostate	-	-	-	-	-	-	-	-	-	-	-	-	-	1	-	2	-	3	0.87
C62	Testis	-	-	-	-	-	-	-	-	-	-	-	-	-	-	-	-	-	-	-
C63	Other Male Genital	-	-	-	-	-	-	-	-	-	-	-	-	-	-	-	-	-	-	-
C64	Kidney etc.	-	-	-	-	-	-	-	-	-	-	-	-	-	-	-	-	-	-	-
C65	Renal Pelvis	-	-	-	-	-	-	-	-	-	-	-	-	-	-	-	-	-	-	-
C66	Ureter	-	-	-	-	-	-	-	-	-	-	-	-	-	-	-	-	-	-	-
C67	Bladder	-	-	-	-	-	-	-	-	-	-	-	-	-	-	-	1	-	1	0.29
C68	Uns. Urinary Organs	-	-	-	-	-	-	-	-	-	-	-	-	-	-	-	-	-	-	-
C69	Eye	-	-	-	-	-	-	-	-	-	-	-	-	-	-	1	-	-	1	0.29
C70-72	Brain, Nervous System	-	-	-	-	1	-	-	-	-	-	-	1	-	-	1	-	-	3	0.87
C73	Thyroid	-	-	-	-	-	-	-	1	-	-	-	-	-	-	-	1	-	2	0.58
C74	Adrenal Gland	-	-	-	-	-	-	-	-	-	-	-	-	-	-	-	-	-	-	-
C77	Sec Lymph Nodes	-	-	-	-	-	-	-	-	-	1	-	-	-	-	-	-	-	1	0.29
C78	Sec Resp & Digestive	-	-	-	-	-	-	-	-	-	-	-	-	-	-	-	-	-	-	-
C79	Sec Others	-	-	-	-	-	-	-	-	-	-	-	-	-	-	-	-	-	-	-
C81	Hodgkins Disease	-	-	-	-	-	-	-	-	-	-	-	-	-	-	-	-	-	-	-
C82-85,C96	NHL	-	-	-	-	-	-	1	-	-	-	-	1	-	1	-	1	-	4	1.17
C90	Multiple Myeloma	-	-	-	-	-	-	-	-	-	-	-	-	-	-	-	-	-	-	-
C91	Lymphoid Leuk.	-	-	-	-	-	-	-	-	-	-	-	-	-	-	-	-	-	-	-
C92-94	Myeloid Leukaemia	-	-	-	2	-	-	-	-	-	-	-	-	-	-	-	-	-	2	0.58
C95	Leukaemia Uns	-	-	-	-	1	1	1	-	1	-	-	-	1	-	1	1	-	7	2.04
O&U	Other and Uns	1	-	-	1	-	-	-	4	4	4	11	5	4	7	7	19	-	67	19.53
	All Sites	1	1	-	3	2	3	4	13	23	25	45	36	29	31	49	77	1	343	100.00

**TABLE AIZ-6 (b): Number of Cancer Deaths by Five Year Age Group and Site (ICD-10):
2005-2006 – Females**

%= Relative Proportion of Cancers of All Sites.

Aizawl District

ICD-10	Site	0-4	5-9	10-14	15-19	20-24	25-29	30-34	35-39	40-44	45-49	50-54	55-59	60-64	65-69	70-74	75+	Unkn	Total	%	
C00	Lip	-	-	-	-	-	-	-	-	-	-	-	-	-	-	-	-	-	-	-	
C01-02	Tongue	-	-	-	-	-	-	-	-	-	-	-	-	-	-	-	-	-	-	-	
C03-06	Mouth	-	-	-	-	-	-	-	-	-	-	-	-	-	-	-	2	-	2	0.90	
C07-8	Salivary Gland	-	-	-	-	-	-	-	-	-	-	-	-	-	-	-	-	-	-	-	
C09	Tonsil	-	-	-	-	-	-	-	-	-	-	-	-	-	-	-	-	-	-	-	
C10	Oth. Oropharynx	-	-	-	-	-	-	-	-	-	-	-	-	-	-	-	-	-	-	-	
C11	Nasopharynx	-	-	-	-	-	-	-	-	-	-	1	-	-	-	-	1	-	2	0.90	
C12-13	Hypopharynx	-	-	-	-	-	-	-	-	-	-	-	-	-	1	-	-	-	1	0.45	
C14	Pharynx Unspecified	-	-	-	-	-	-	-	-	-	-	-	-	1	1	-	-	-	2	0.90	
C15	Oesophagus	-	-	-	-	-	-	-	-	-	-	2	1	-	-	-	1	-	4	1.80	
C16	Stomach	-	-	-	-	-	-	1	-	-	1	4	6	4	3	2	7	-	28	12.61	
C17	Small Intestine	-	-	-	-	-	-	-	-	-	-	-	-	-	-	-	-	-	-	-	
C18	Colon	-	-	-	-	-	-	-	-	-	-	-	-	-	1	-	-	2	-	3	1.35
C19-20	Rectum	-	-	-	-	-	-	-	-	-	1	-	1	-	-	-	2	-	4	1.80	
C21	Anus & Anal Canal	-	-	-	-	-	-	-	-	-	-	-	1	-	-	-	-	-	1	0.45	
C22	Liver	1	-	-	-	-	-	-	-	-	-	1	1	1	-	-	1	-	5	2.25	
C23-24	Gallbladder etc.	-	-	-	-	-	-	-	-	-	-	-	1	-	1	-	-	-	2	0.90	
C25	Pancreas	-	-	-	-	-	-	-	-	-	1	1	-	-	3	-	2	-	7	3.15	
C30-31	Nose, Sinuses etc.	-	-	-	-	-	-	-	-	-	-	-	-	-	-	-	-	-	-	-	
C32	Larynx	-	-	-	-	-	-	-	-	-	-	-	-	-	1	-	-	-	1	0.45	
C33-34	Lung etc.	-	-	-	-	-	-	1	-	-	4	5	5	6	8	8	10	-	47	21.17	
C37-38	Other Thoracic Organs	-	-	-	-	-	-	-	-	-	-	-	-	-	-	-	-	-	-	-	
C40-41	Bone	-	-	-	-	-	-	-	-	-	-	-	-	-	1	-	-	-	1	0.45	
C43	Melanoma of Skin	-	-	-	-	-	-	-	-	-	-	-	-	-	-	-	-	-	-	-	
C44	Other Skin	-	-	-	-	-	-	-	-	-	-	-	-	-	-	1	1	-	2	0.90	
C45	Mesothelioma	-	-	-	-	-	-	-	-	-	-	-	-	-	-	-	-	-	-	-	
C46	Kaposi Sarcoma	-	-	-	-	-	-	-	-	-	-	-	-	-	-	-	-	-	-	-	
C47+C49	Conn. & Soft Tissue	-	-	-	-	-	-	-	-	1	-	-	-	-	2	-	1	-	4	1.80	
C50	Breast	-	-	-	-	-	-	-	1	4	2	1	1	-	-	-	2	-	11	4.95	
C51	Vulva	-	-	-	-	-	-	-	-	-	-	-	2	-	-	-	-	-	2	0.90	
C52	Vagina	-	-	-	-	-	-	-	-	-	-	-	-	-	-	-	-	-	-	-	
C53	Cervix Uteri	-	-	-	-	-	1	3	7	2	2	5	-	2	-	-	1	-	23	10.36	
C54	Corpus Uteri	-	-	-	-	-	-	-	-	-	-	-	-	-	-	-	-	-	-	-	
C55	Uterus Unspecified	-	-	-	-	-	-	-	-	-	-	-	-	-	-	-	-	-	-	-	
C56	Ovary etc.	-	-	-	-	-	1	-	-	-	1	1	1	-	-	-	1	-	5	2.25	
C57	Other Female Genital	-	-	-	-	-	-	-	-	1	-	-	-	-	1	-	-	-	2	0.90	
C58	Placenta	-	-	-	-	-	-	-	-	-	-	-	-	-	-	-	-	-	-	-	
C64	Kidney etc.	-	-	-	-	-	-	-	-	-	-	-	-	-	-	-	-	-	-	-	
C65	Renal Pelvis	-	-	-	-	-	-	-	-	-	-	-	-	-	-	-	-	-	-	-	
C66	Ureter	-	-	-	-	-	-	-	-	-	-	-	-	-	-	-	-	-	-	-	
C67	Bladder	-	-	-	-	-	-	-	-	-	-	-	-	-	-	-	-	-	-	-	
C68	Uns. Urinary Organs	-	-	-	-	-	-	-	-	-	-	-	-	-	-	-	-	-	-	-	
C69	Eye	-	-	-	-	-	-	-	-	-	-	-	-	-	-	-	-	-	-	-	
C70-72	Brain, Nervous System	-	-	-	-	-	-	-	-	-	1	-	-	-	-	1	-	1	3	1.35	
C73	Thyroid	-	-	-	-	-	-	-	-	-	-	-	-	-	1	-	-	-	1	0.45	
C74	Adrenal Gland	-	-	-	-	-	-	-	-	-	-	-	-	-	-	-	-	-	-	-	
C77	Sec Lymph Nodes	-	-	-	-	-	-	-	-	1	-	-	-	-	-	1	-	-	2	0.90	
C78	Sec Resp & Digestive	-	-	-	-	-	-	-	-	-	-	-	-	-	-	-	-	-	-	-	
C79	Sec Others	-	-	-	-	-	-	-	-	-	-	-	-	-	-	-	-	-	-	-	
C81	Hodgkins Disease	-	-	-	-	-	-	-	-	-	-	-	-	-	-	-	-	-	-	-	
C82-85,C96	NHL	-	-	-	-	-	-	-	-	-	-	-	-	-	-	1	1	-	2	0.90	
C90	Multiple Myeloma	-	-	-	-	-	-	-	-	-	-	-	-	-	-	-	-	-	-	-	
C91	Lymphoid Leuk.	-	-	-	-	-	-	-	-	-	-	-	-	-	-	-	-	-	-	-	
C92-94	Myeloid Leukaemia	-	-	-	-	-	-	1	1	-	-	-	-	-	-	-	-	-	2	0.90	
C95	Leukaemia Uns	1	-	-	-	1	-	-	-	-	-	-	-	-	-	-	-	-	2	0.90	
O&U	Other and Uns	-	-	-	-	-	-	-	1	1	9	4	8	5	5	6	12	-	51	22.97	
	All Sites	2	-	-	-	1	2	6	10	10	22	25	28	21	27	20	47	1	222	100.00	

TABLE: AIZ-7(a):
Average Annual Age Specific, Crude (CR), Age Adjusted (AAR) (with Standard Error(SE)) and
Truncated (35-64 Yrs) (TR) Mortality Rate per 100,000 population: 2005-2006- Males
Aizawl District

ICD-10	0-4	5-9	10-14	15-19	20-24	25-29	30-34	35-39	40-44	45-49	50-54	55-59	60-64	65-69	70-74	>75	CR	AAR	SE	TR
C00	-	-	-	-	-	-	-	-	-	-	-	-	-	-	-	-	-	-	-	-
C01-02	-	-	-	-	-	-	-	3.4	-	6.2	14.0	24.3	15.8	-	-	-	1.9	2.9	1.14	9.3
C03-06	-	-	-	-	-	-	3.4	-	4.4	6.2	-	-	15.8	-	-	-	1.1	1.5	0.81	4.1
C07-8	-	-	-	-	-	-	-	-	-	-	-	-	-	-	-	-	-	-	-	-
C09	-	-	-	-	-	-	-	-	-	6.2	7.0	12.1	-	-	23.0	-	1.1	1.7	0.84	3.9
C10	-	-	-	-	-	-	-	-	-	-	-	-	-	-	-	-	-	-	-	-
C11	-	-	-	-	-	-	-	-	4.4	-	7.0	-	-	18.6	-	-	0.8	1.2	0.71	2.0
C12-13	-	-	-	-	-	-	-	-	8.9	18.5	35.0	24.3	-	-	69.1	47.8	4.5	6.7	1.65	14.1
C14	-	-	-	-	-	-	-	-	4.4	-	7.0	12.1	-	-	-	-	0.8	1.1	0.66	3.6
C15	-	-	-	-	-	2.7	-	3.4	26.6	43.3	42.0	48.6	63.2	74.4	92.2	47.8	10.7	16.2	2.70	35.4
C16	-	-	-	-	-	2.7	-	10.3	17.7	24.7	84.1	121.4	94.8	223.3	253.5	453.8	21.8	37.1	4.20	51.7
C17	-	-	-	-	-	-	-	-	-	-	-	-	-	-	-	-	-	-	-	-
C18	-	-	-	-	-	-	-	-	-	-	7.0	-	-	18.6	23.0	23.9	1.1	1.8	0.94	1.1
C19-20	-	-	-	-	-	-	-	-	-	-	7.0	24.3	47.4	-	-	71.7	2.4	4.7	1.57	10.4
C21	-	-	-	-	-	-	-	-	-	-	-	-	-	-	-	-	-	-	-	-
C22	-	-	-	-	-	-	-	3.4	4.4	6.2	-	-	15.8	18.6	23.0	47.8	2.1	3.5	1.28	4.8
C23-24	-	-	-	-	-	-	-	-	-	-	-	12.1	15.8	18.6	46.1	-	1.3	2.6	1.17	3.6
C25	-	-	-	-	-	-	-	-	-	-	7.0	-	15.8	-	23.0	23.9	1.1	1.9	0.98	3.2
C30-31	-	-	-	-	-	-	-	-	-	-	-	-	-	-	-	-	-	-	-	-
C32	-	-	-	-	-	-	-	3.4	4.4	-	-	-	-	-	-	23.9	0.8	1.0	0.58	1.5
C33-34	-	2.7	-	-	-	-	-	-	-	12.4	14.0	60.7	79.0	37.2	276.6	453.8	12.8	23.0	3.35	22.7
C37-38	-	-	-	-	-	-	-	-	-	-	-	-	-	-	-	-	-	-	-	-
C40-41	-	-	-	-	-	-	-	-	4.4	-	-	-	15.8	-	-	-	0.5	0.9	0.69	2.9
C43	-	-	-	-	-	-	-	-	-	-	-	-	-	-	-	-	-	-	-	-
C44	-	-	-	-	-	-	-	3.4	-	-	-	-	-	-	-	-	0.3	0.2	0.21	0.7
C45	-	-	-	-	-	-	-	-	-	-	-	-	-	-	-	-	-	-	-	-
C46	-	-	-	-	-	-	-	-	-	-	-	-	-	-	-	-	-	-	-	-
C47+C49	-	-	-	-	-	-	3.4	-	-	-	-	-	-	-	69.1	47.8	1.6	2.5	1.07	-
C50	-	-	-	-	-	-	-	-	-	-	-	12.1	-	-	-	-	0.3	0.5	0.49	1.6
C60	-	-	-	-	-	-	-	-	-	-	7.0	-	-	-	-	-	0.3	0.4	0.35	1.1
C61	-	-	-	-	-	-	-	-	-	-	-	-	-	18.6	-	47.8	0.8	1.5	0.88	-
C62	-	-	-	-	-	-	-	-	-	-	-	-	-	-	-	-	-	-	-	-
C63	-	-	-	-	-	-	-	-	-	-	-	-	-	-	-	-	-	-	-	-
C64	-	-	-	-	-	-	-	-	-	-	-	-	-	-	-	-	-	-	-	-
C65	-	-	-	-	-	-	-	-	-	-	-	-	-	-	-	-	-	-	-	-
C66	-	-	-	-	-	-	-	-	-	-	-	-	-	-	-	-	-	-	-	-
C67	-	-	-	-	-	-	-	-	-	-	-	-	-	-	-	23.9	0.3	0.5	0.48	-
C68	-	-	-	-	-	-	-	-	-	-	-	-	-	-	-	-	-	-	-	-
C69	-	-	-	-	-	-	-	-	-	-	-	-	-	-	23.0	-	0.3	0.5	0.46	-
C70-72	-	-	-	-	2.2	-	-	-	-	-	-	12.1	-	-	23.0	-	0.8	1.1	0.69	1.6
C73	-	-	-	-	-	-	-	3.4	-	-	-	-	-	-	-	23.9	0.5	0.7	0.52	0.7
C74	-	-	-	-	-	-	-	-	-	-	-	-	-	-	-	-	-	-	-	-
C77	-	-	-	-	-	-	-	-	-	6.2	-	-	-	-	-	-	0.3	0.4	0.37	1.2
C78	-	-	-	-	-	-	-	-	-	-	-	-	-	-	-	-	-	-	-	-
C79	-	-	-	-	-	-	-	-	-	-	-	-	-	-	-	-	-	-	-	-
C81	-	-	-	-	-	-	-	-	-	-	-	-	-	-	-	-	-	-	-	-
C82-85,C96	-	-	-	-	-	-	3.4	-	-	-	-	12.1	-	18.6	-	23.9	1.1	1.7	0.90	1.6
C90	-	-	-	-	-	-	-	-	-	-	-	-	-	-	-	-	-	-	-	-
C91	-	-	-	-	-	-	-	-	-	-	-	-	-	-	-	-	-	-	-	-
C92-94	-	-	-	4.7	-	-	-	-	-	-	-	-	-	-	-	-	0.5	0.4	0.30	-
C95	-	-	-	-	2.2	2.7	3.4	-	4.4	-	-	-	15.8	-	23.0	23.9	1.9	2.4	1.01	2.9
O&U	3.0	-	-	2.3	-	-	-	13.8	17.7	24.7	77.1	60.7	63.2	130.3	161.3	453.8	17.8	29.0	3.64	39.3
All	3.0	2.7	-	7.0	4.4	8.1	13.6	44.7	102.0	154.6	315.3	437.1	458.1	577.0	1129.3	1839.0	91.4	149.4	8.30	224.7

TABLE: AIZ-7(b):
Average Annual Age Specific, Crude (CR), Age Adjusted (AAR) (with Standard Error(SE)) and
Truncated (35-64 Yrs) (TR) Mortality Rate per 100,000 population: 2005-2006- Females
Aizawl District

ICD-10	0-4	5-9	10-14	15-19	20-24	25-29	30-34	35-39	40-44	45-49	50-54	55-59	60-64	65-69	70-74	>75	CR	AAR	SE	TR
C00	-	-	-	-	-	-	-	-	-	-	-	-	-	-	-	-	-	-	-	-
C01-02	-	-	-	-	-	-	-	-	-	-	-	-	-	-	-	-	-	-	-	-
C03-06	-	-	-	-	-	-	-	-	-	-	-	-	-	-	-	38.7	0.6	0.8	0.55	-
C07-8	-	-	-	-	-	-	-	-	-	-	-	-	-	-	-	-	-	-	-	-
C09	-	-	-	-	-	-	-	-	-	-	-	-	-	-	-	-	-	-	-	-
C10	-	-	-	-	-	-	-	-	-	-	-	-	-	-	-	-	-	-	-	-
C11	-	-	-	-	-	-	-	-	-	-	8.0	-	-	-	-	19.3	0.6	0.8	0.56	1.3
C12-13	-	-	-	-	-	-	-	-	-	-	-	-	-	18.6	-	-	0.3	0.6	0.56	-
C14	-	-	-	-	-	-	-	-	-	-	-	-	15.4	18.6	-	-	0.6	1.2	0.83	2.0
C15	-	-	-	-	-	-	-	-	-	-	16.1	13.3	-	-	-	19.3	1.1	1.7	0.87	4.3
C16	-	-	-	-	-	-	3.9	-	-	6.8	32.2	79.9	61.6	55.8	48.3	135.3	7.8	13.3	2.56	24.8
C17	-	-	-	-	-	-	-	-	-	-	-	-	-	-	-	-	-	-	-	-
C18	-	-	-	-	-	-	-	-	-	-	-	-	15.4	-	-	38.7	0.8	1.4	0.82	2.0
C19-20	-	-	-	-	-	-	-	-	6.8	-	13.3	-	-	-	-	38.7	1.1	1.7	0.87	3.0
C21	-	-	-	-	-	-	-	-	-	-	13.3	-	-	-	-	-	0.3	0.5	0.53	1.7
C22	3.1	-	-	-	-	-	-	-	-	-	8.0	13.3	15.4	-	-	19.3	1.4	2.3	1.06	5.0
C23-24	-	-	-	-	-	-	-	-	-	-	-	13.3	-	18.6	-	-	0.6	1.1	0.77	1.7
C25	-	-	-	-	-	-	-	-	6.8	8.0	-	-	-	55.8	-	38.7	1.9	3.3	1.25	2.6
C30-31	-	-	-	-	-	-	-	-	-	-	-	-	-	-	-	-	-	-	-	-
C32	-	-	-	-	-	-	-	-	-	-	-	-	15.4	-	-	-	0.3	0.6	0.62	2.0
C33-34	-	-	-	-	-	-	3.9	-	-	27.4	40.2	66.6	92.4	148.9	193.3	193.3	13.1	22.4	3.33	32.3
C37-38	-	-	-	-	-	-	-	-	-	-	-	-	-	-	-	-	-	-	-	-
C40-41	-	-	-	-	-	-	-	-	-	-	-	-	-	18.6	-	-	0.3	0.6	0.56	-
C43	-	-	-	-	-	-	-	-	-	-	-	-	-	-	-	-	-	-	-	-
C44	-	-	-	-	-	-	-	-	-	-	-	-	-	-	24.2	19.3	0.6	0.9	0.62	-
C45	-	-	-	-	-	-	-	-	-	-	-	-	-	-	-	-	-	-	-	-
C46	-	-	-	-	-	-	-	-	-	-	-	-	-	-	-	-	-	-	-	-
C47+C49	-	-	-	-	-	-	-	4.8	-	-	-	-	-	37.2	-	19.3	1.1	1.8	0.92	0.9
C50	-	-	-	-	-	-	-	3.7	19.1	13.7	8.0	13.3	-	-	-	38.7	3.1	3.9	1.21	10.1
C51	-	-	-	-	-	-	-	-	-	-	-	26.6	-	-	-	-	0.6	1.1	0.75	3.4
C52	-	-	-	-	-	-	-	-	-	-	-	-	-	-	-	-	-	-	-	-
C53	-	-	-	-	-	2.9	11.6	26.0	9.6	13.7	40.2	-	30.8	-	-	19.3	6.4	7.5	1.67	20.0
C54	-	-	-	-	-	-	-	-	-	-	-	-	-	-	-	-	-	-	-	-
C55	-	-	-	-	-	-	-	-	-	-	-	-	-	-	-	-	-	-	-	-
C56	-	-	-	-	-	2.9	-	-	-	6.8	8.0	13.3	-	-	-	19.3	1.4	2.0	0.90	4.3
C57	-	-	-	-	-	-	-	-	4.8	-	-	-	-	18.6	-	-	0.6	0.8	0.63	0.9
C58	-	-	-	-	-	-	-	-	-	-	-	-	-	-	-	-	-	-	-	-
C64	-	-	-	-	-	-	-	-	-	-	-	-	-	-	-	-	-	-	-	-
C65	-	-	-	-	-	-	-	-	-	-	-	-	-	-	-	-	-	-	-	-
C66	-	-	-	-	-	-	-	-	-	-	-	-	-	-	-	-	-	-	-	-
C67	-	-	-	-	-	-	-	-	-	-	-	-	-	-	-	-	-	-	-	-
C68	-	-	-	-	-	-	-	-	-	-	-	-	-	-	-	-	-	-	-	-
C69	-	-	-	-	-	-	-	-	-	-	-	-	-	-	-	-	-	-	-	-
C70-72	-	-	-	-	-	-	-	-	6.8	-	-	-	-	-	24.2	-	0.8	0.9	0.63	1.3
C73	-	-	-	-	-	-	-	-	-	-	-	-	-	18.6	-	-	0.3	0.6	0.56	-
C74	-	-	-	-	-	-	-	-	-	-	-	-	-	-	-	-	-	-	-	-
C77	-	-	-	-	-	-	-	-	4.8	-	-	-	-	-	24.2	-	0.6	0.8	0.56	0.9
C78	-	-	-	-	-	-	-	-	-	-	-	-	-	-	-	-	-	-	-	-
C79	-	-	-	-	-	-	-	-	-	-	-	-	-	-	-	-	-	-	-	-
C81	-	-	-	-	-	-	-	-	-	-	-	-	-	-	-	-	-	-	-	-
C82-85,C96	-	-	-	-	-	-	-	-	-	-	-	-	-	-	24.2	19.3	0.6	0.9	0.62	-
C90	-	-	-	-	-	-	-	-	-	-	-	-	-	-	-	-	-	-	-	-
C91	-	-	-	-	-	-	-	-	-	-	-	-	-	-	-	-	-	-	-	-
C92-94	-	-	-	-	-	-	3.9	3.7	-	-	-	-	-	-	-	-	0.6	0.5	0.32	0.7
C95	3.1	-	-	-	2.2	-	-	-	-	-	-	-	-	-	-	-	0.6	0.6	0.41	-
O&U	-	-	-	-	-	-	-	3.7	4.8	61.6	32.2	106.5	77.0	93.1	145.0	232.0	14.2	23.5	3.35	42.4
All	6.2	-	-	-	2.2	5.8	23.2	37.1	47.8	150.6	200.9	372.7	323.5	502.6	483.3	908.7	61.7	97.7	6.76	167.8

**TABLE: AIZ-8(a): Cumulative Rate (Cu.Rate%) & Cumulative Risk (Cu.Risk) of Individual Sites (ICD-10) Based Age Specific Rates (from 0-64 Years and from 0-74 Years) : 2005-2006 - Males
Aizawl District**

ICD-10	Site	0 - 64 Years		0 - 74 Years	
		Cu. Rate %	Cu. Risk	Cu. Rate%	Cu. Risk
C00	Lip	-	-	-	-
C01-02	Tongue	0.63	0.63	0.63	0.63
C03-06	Mouth	0.51	0.51	0.74	0.74
C07-8	SalivaryGland	0.08	0.08	0.08	0.08
C09	Tonsil	0.40	0.40	0.40	0.40
C10	Oth. Oropharynx	0.13	0.13	0.22	0.22
C11	Nasopharynx	0.42	0.42	0.95	0.95
C12-13	Hypopharynx	0.90	0.89	1.22	1.21
C14	Pharynx Unspecified	0.22	0.22	0.32	0.32
C15	Oesophagus	2.63	2.60	3.35	3.29
C16	Stomach	3.43	3.37	6.81	6.58
C17	Small Intestine	0.09	0.09	0.09	0.09
C18	Colon	0.25	0.25	0.44	0.44
C19-20	Rectum	0.40	0.40	0.40	0.40
C21	Anus & Anal Canal	-	-	-	-
C22	Liver	0.39	0.39	0.70	0.69
C23-24	Gallbladder etc.	0.06	0.06	0.25	0.25
C25	Pancreas	0.02	0.02	0.55	0.55
C30-31	Nose, Sinuses etc.	0.02	0.02	0.02	0.02
C32	Larynx	0.34	0.34	0.55	0.55
C33-34	Lung etc.	2.35	2.32	5.03	4.91
C37-38	Other Thoracic Organs	-	-	-	-
C40-41	Bone	0.16	0.16	0.16	0.16
C43	Melanoma of Skin	-	-	-	-
C44	Other Skin	0.08	0.08	0.29	0.29
C45	Mesothelioma	-	-	-	-
C46	Kaposi Sarcoma	-	-	-	-
C47+C49	Conn. & Soft Tissue	0.07	0.07	0.30	0.30
C50	Breast	-	-	0.09	0.09
C60	Penis	0.11	0.11	0.11	0.11
C61	Prostate	0.06	0.06	0.38	0.38
C62	Testis	0.04	0.04	0.04	0.04
C63	Other Male Genital	-	-	-	-
C64	Kidneyetc.	0.02	0.02	0.02	0.02
C65	Renal Pelvis	-	-	-	-
C66	Ureter	-	-	-	-
C67	Bladder	0.03	0.03	0.13	0.13
C68	Uns. Urinary Organs	-	-	-	-
C69	Eye	0.06	0.06	0.06	0.06
C70-72	Brain, Nervous System	0.06	0.06	0.38	0.38
C73	Thyroid	0.11	0.11	0.32	0.32
C74	Adrenal Gland	-	-	-	-
C77	Sec Lymph Nodes	-	-	-	-
C78	Sec Resp & Digestive	-	-	-	-
C79	Sec Others	-	-	-	-
C81	Hodgkins Disease	-	-	-	-
C82-85, C96	NHL	0.29	0.29	0.59	0.59
C90	Multiple Myeloma	-	-	-	-
C91	Lymphoid Leuk.	0.11	0.11	0.11	0.11
C92-94	Myeloid Leukaemia	0.26	0.26	0.38	0.37
C95	Leukaemia Uns	0.13	0.13	0.25	0.25
O&U	Other and Uns	1.45	1.44	3.21	3.16
	All Sites	16.32	15.06	29.56	25.59

TABLE: AIZ-8(b): Cumulative Rate (Cu.Rate%) & Cumulative Risk (Cu.Risk) of Individual Sites (ICD-10) Based Age Specific Rates (from 0-64 Years and from 0-74 Years) : 2005-2006 - Females
Aizawl District

ICD-10	Site	0 - 64 Years		0 - 74 Years	
		Cu. Rate %	Cu. Risk	Cu. Rate%	Cu. Risk
C00	Lip	-	-	-	-
C01-02	Tongue	0.02	0.02	0.11	0.11
C03-06	Mouth	0.18	0.18	0.36	0.36
C07-8	SalivaryGland	0.02	0.02	0.12	0.12
C09	Tonsil	0.02	0.02	0.02	0.02
C10	Oth. Oropharynx	0.07	0.07	0.07	0.07
C11	Nasopharynx	0.18	0.18	0.36	0.36
C12-13	Hypopharynx	0.02	0.02	0.11	0.11
C14	Pharynx Unspecified	0.08	0.08	0.08	0.08
C15	Oesophagus	0.21	0.20	0.21	0.20
C16	Stomach	1.60	1.59	3.77	3.70
C17	Small Intestine	-	-	-	-
C18	Colon	0.25	0.25	0.25	0.25
C19-20	Rectum	0.45	0.45	1.09	1.08
C21	Anus & Anal Canal	-	-	-	-
C22	Liver	0.35	0.35	0.65	0.65
C23-24	Gallbladder etc.	0.22	0.22	0.52	0.52
C25	Pancreas	0.22	0.22	0.40	0.40
C30-31	Nose, Sinuses etc.	0.01	0.01	0.11	0.11
C32	Larynx	0.10	0.10	0.19	0.19
C33-34	Lung etc.	1.81	1.79	4.49	4.39
C37-38	Other Thoracic Organs	-	-	-	-
C40-41	Bone	0.07	0.07	0.25	0.25
C43	Melanoma of Skin	-	-	-	-
C44	Other Skin	-	-	0.09	0.09
C45	Mesothelioma	-	-	-	-
C46	Kaposi Sarcoma	-	-	-	-
C47 + C49	Conn. & Soft Tissue	0.08	0.08	0.08	0.08
C50	Breast	1.75	1.73	1.93	1.91
C51	Vulva	0.24	0.24	0.36	0.36
C52	Vagina	0.02	0.02	0.02	0.02
C53	Cervix Uteri	2.06	2.04	2.70	2.67
C54	Corpus Uteri	0.12	0.12	0.12	0.12
C55	Uterus Unspecified	0.09	0.09	0.09	0.09
C56	Ovary etc.	0.21	0.21	0.21	0.21
C57	Other Female Genital	0.02	0.02	0.12	0.12
C58	Placenta	0.03	0.03	0.03	0.03
C64	Kidneyetc.	0.13	0.13	0.13	0.13
C65	Renal Pelvis	-	-	-	-
C66	Ureter	-	-	-	-
C67	Bladder	0.12	0.12	0.12	0.12
C68	Uns.UrinaryOrgans	-	-	-	-
C69	Eye	0.08	0.08	0.08	0.08
C70-72	Brain,Nervous System	0.10	0.10	0.34	0.34
C73	Thyroid	0.11	0.11	0.35	0.35
C74	Adrenal Gland	-	-	-	-
C77	Sec Lymph Nodes	-	-	-	-
C78	Sec Resp& Digestive	-	-	-	-
C79	Sec Others	-	-	-	-
C81	Hodgkins Disease	-	-	-	-
C82-85,C96	NHL	0.35	0.35	0.59	0.59
C90	Multiple Myeloma	0.08	0.08	0.08	0.08
C91	Lymphoid Leuk.	0.01	0.01	0.01	0.01
C92-94	Myeloid Leukaemia	0.13	0.13	0.13	0.13
C95	Leukaemia Uns	0.04	0.04	0.04	0.04
O&U	Other and Uns	1.69	1.67	3.12	3.07
	All Sites	13.31	12.46	23.92	21.28

Figure MIO-1

Population Pyramid showing Age Distribution: 2005-2006

Mizoram State - Excl. Aizawl District

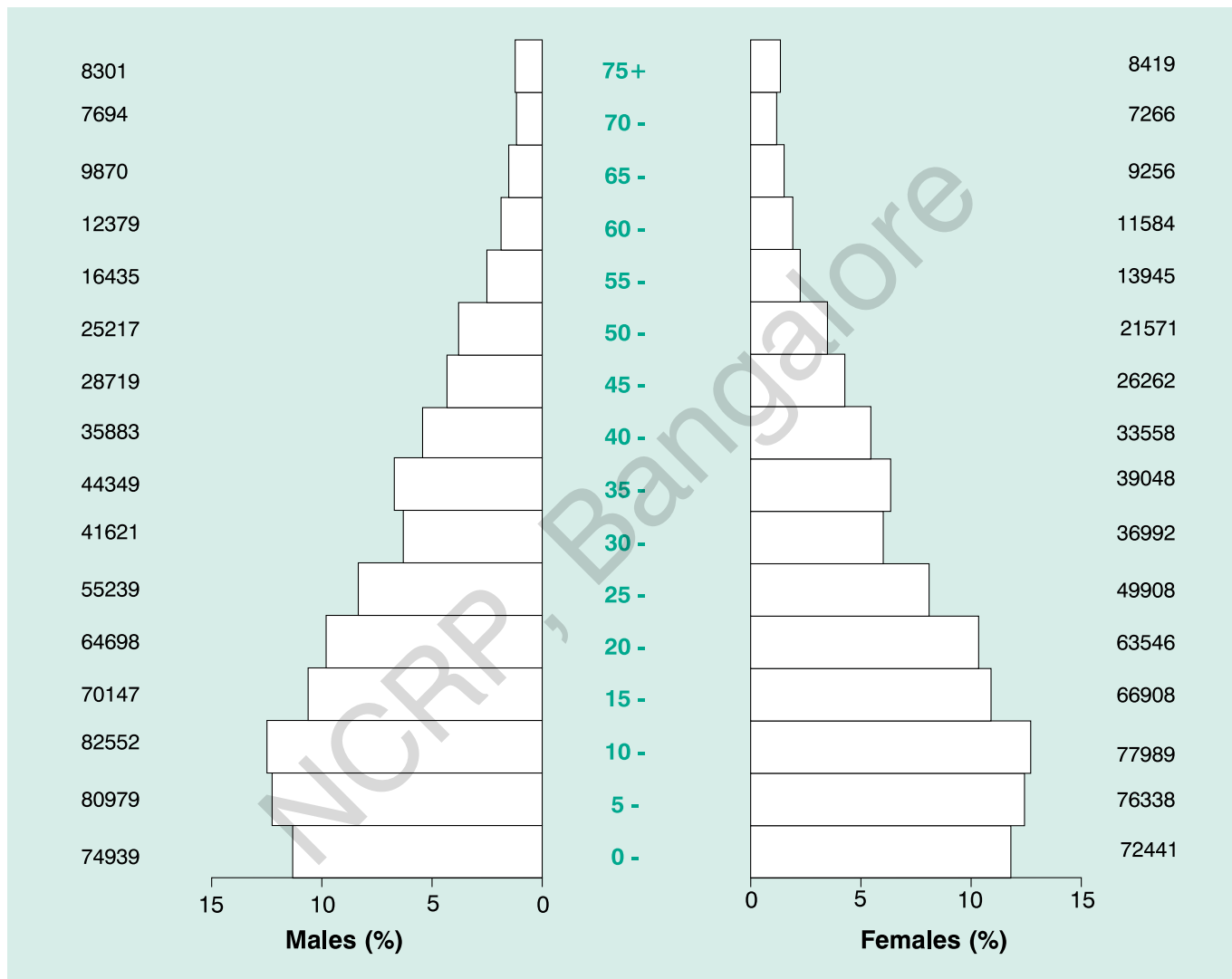


TABLE: MIO - 1

Population by Five Year Age Group and Gender : 2005-2006
Number and Relative Proportion (%)

Mizoram State - Excl. Aizawl District

Age Group	MALES		FEMALES		TOTAL	
	Number	%	Number	%	Number	%
0-4	74939	11.37	72441	11.78	147380	11.57
5-9	80979	12.29	76338	12.41	157317	12.35
10-14	82552	12.53	77989	12.68	160541	12.60
15-19	70147	10.64	66908	10.88	137055	10.76
20-24	64698	9.82	63546	10.33	128244	10.07
25-29	55239	8.38	49908	8.11	105148	8.25
30-34	41621	6.32	36992	6.01	78613	6.17
35-39	44349	6.73	39048	6.35	83397	6.55
40-44	35883	5.44	33558	5.46	69441	5.45
45-49	28719	4.36	26262	4.27	54981	4.32
50-54	25217	3.83	21571	3.51	46788	3.67
55-59	16435	2.49	13945	2.27	30379	2.38
60-64	12379	1.88	11584	1.88	23964	1.88
65-69	9870	1.50	9256	1.50	19126	1.50
70-74	7694	1.17	7266	1.18	14960	1.17
75+	8301	1.26	8419	1.37	16720	1.31
Total	659023	100.00	615030	100.00	1274054	100.00

**TABLE MIO-2(a): Number of Incident Cancers by Five Year Age Group and Site (ICD-10):
2005-2006 – Males**

% = Relative Proportion of Cancers of All Sites.

Mizoram State - Excl. Aizawl District

ICD-10	Site	0-4	5-9	10-14	15-19	20-24	25-29	30-34	35-39	40-44	45-49	50-54	55-59	60-64	65-69	70-74	75+	Unkn	Total	%
C00	Lip	-	-	-	-	-	-	-	1	-	-	-	-	-	-	-	-	-	1	0.16
C01-02	Tongue	-	-	-	-	-	-	-	-	3	2	1	1	-	-	-	-	-	7	1.09
C03-06	Mouth	-	-	-	-	-	-	-	-	-	5	-	-	-	1	-	1	-	7	1.09
C07-8	Salivary Gland	-	-	-	-	-	-	-	-	-	-	-	-	-	-	-	-	-	-	-
C09	Tonsil	-	-	-	-	-	-	-	1	-	-	5	2	-	-	-	-	-	8	1.25
C10	Oth. Oropharynx	-	-	-	-	-	-	-	1	-	-	3	2	-	-	-	-	-	6	0.93
C11	Nasopharynx	-	-	-	-	-	2	-	2	3	1	3	3	5	5	-	1	-	25	3.89
C12-13	Hypopharynx	-	-	-	-	-	-	-	-	12	5	2	8	3	1	-	2	-	33	5.14
C14	Pharynx Unspecified	-	-	-	-	-	-	-	-	2	2	2	1	-	-	1	2	-	10	1.56
C15	Oesophagus	-	-	-	-	-	-	1	4	8	9	12	14	9	4	-	2	-	63	9.81
C16	Stomach	-	-	-	-	-	-	3	3	16	16	21	18	33	18	19	21	-	168	26.17
C17	Small Intestine	-	-	-	-	-	-	-	-	1	-	-	-	-	2	-	-	-	3	0.47
C18	Colon	-	-	-	-	-	-	1	1	-	1	-	-	-	-	2	-	-	5	0.78
C19-20	Rectum	-	-	-	-	-	-	1	-	-	2	-	2	-	2	1	1	-	9	1.40
C21	Anus & Anal Canal	-	-	-	-	-	-	-	-	-	-	-	-	-	-	1	-	-	1	0.16
C22	Liver	-	-	-	-	-	1	1	3	3	5	1	-	-	4	4	2	-	24	3.74
C23-24	Gallbladder etc.	-	-	-	-	-	-	-	-	-	-	-	2	1	-	1	-	-	4	0.62
C25	Pancreas	-	-	-	-	-	1	-	-	-	1	1	3	1	1	-	-	-	8	1.25
C30-31	Nose, Sinuses etc.	-	-	-	-	-	-	-	-	1	-	1	1	-	-	-	-	-	3	0.47
C32	Larynx	-	-	-	-	-	-	-	-	2	1	-	1	2	-	1	-	-	7	1.09
C33-34	Lung etc.	-	-	-	-	-	-	2	2	2	5	9	10	15	7	11	10	-	73	11.37
C37-38	Other Thoracic Organs	-	-	-	-	-	-	-	-	-	1	-	-	-	-	-	-	-	1	0.16
C40-41	Bone	-	-	-	1	-	-	-	-	-	-	-	-	-	-	-	-	-	1	0.16
C43	Melanoma of Skin	-	-	-	-	-	-	-	-	-	-	-	-	-	-	-	-	-	-	-
C44	Other Skin	-	-	-	-	-	-	-	-	-	-	-	1	-	1	1	2	-	5	0.78
C45	Mesothelioma	-	-	-	-	-	-	-	-	-	-	-	-	-	-	-	-	-	-	-
C46	Kaposi Sarcoma	-	-	-	-	-	-	-	-	-	-	-	-	-	-	-	-	-	-	-
C47+C49	Conn. & Soft Tissue	-	-	-	1	-	-	-	-	-	-	2	2	-	-	2	1	-	8	1.25
C50	Breast	-	-	-	-	-	-	-	-	-	-	-	-	-	-	1	-	-	1	0.16
C60	Penis	-	-	-	-	-	-	-	1	-	-	1	1	1	-	1	-	-	5	0.78
C61	Prostate	-	-	-	-	-	-	-	-	-	-	-	-	-	-	2	6	-	8	1.25
C62	Testis	1	-	-	1	-	1	-	-	-	-	-	-	-	-	-	-	-	3	0.47
C63	Other Male Genital	-	-	-	-	-	-	-	-	-	-	-	-	-	-	-	-	-	-	-
C64	Kidney etc.	3	-	-	-	-	-	-	-	-	-	1	-	-	1	-	-	-	5	0.78
C65	Renal Pelvis	-	-	-	-	-	-	-	-	-	-	-	-	-	-	-	-	-	-	-
C66	Ureter	-	-	-	-	-	-	-	-	-	-	-	-	-	-	-	-	-	-	-
C67	Bladder	-	-	-	-	1	1	-	-	-	1	-	-	1	-	-	1	-	5	0.78
C68	Uns. Urinary Organs	-	-	-	-	-	-	-	-	-	-	-	-	-	-	-	-	-	-	-
C69	Eye	3	-	-	-	-	-	-	-	-	-	-	-	-	-	-	-	-	3	0.47
C70-72	Brain, Nervous System	-	-	-	1	-	-	-	1	1	1	1	-	1	-	-	-	-	6	0.93
C73	Thyroid	-	-	-	-	-	-	-	-	-	-	-	-	-	1	-	1	-	2	0.31
C74	Adrenal Gland	-	-	-	-	-	-	-	-	-	-	-	-	-	-	-	-	-	-	-
C77	Sec Lymph Nodes	-	-	-	-	-	-	-	-	1	-	-	1	-	-	-	1	-	3	0.47
C78	Sec Resp & Digestive	-	-	-	-	-	-	-	-	-	-	-	-	-	-	-	-	-	-	-
C79	Sec Others	-	-	-	-	-	-	-	-	-	-	-	-	-	-	-	-	-	-	-
C81	Hodgkins Disease	-	-	-	-	-	-	1	-	1	-	-	-	-	-	-	-	-	2	0.31
C82-85,C96	NHL	1	-	-	-	-	-	-	-	2	-	-	-	2	2	-	2	-	9	1.40
C90	Multiple Myeloma	-	-	-	-	-	-	-	-	-	-	1	-	-	-	-	1	-	2	0.31
C91	Lymphoid Leuk.	1	-	2	-	-	-	-	-	-	1	1	-	1	-	-	-	-	6	0.93
C92-94	Myeloid Leukaemia	-	1	-	-	-	-	-	-	1	-	1	2	-	-	-	-	-	5	0.78
C95	Leukaemia Uns	1	1	-	-	2	-	-	-	-	-	-	-	1	-	-	1	-	6	0.93
O&U	Other and Uns	4	-	1	-	-	2	1	5	8	6	11	11	8	16	5	13	-	91	14.17
	All Sites	14	2	3	4	3	8	11	25	67	65	80	86	84	66	53	71	-	642	100.00

**TABLE MIO-2(b): Number of Incident Cancers by Five Year Age Group and Site (ICD-10):
2005-2006 – Females**

%= Relative Proportion of Cancers of All Sites.

Mizoram State - Excl. Aizawl District

ICD-10	Site	0-4	5-9	10-14	15-19	20-24	25-29	30-34	35-39	40-44	45-49	50-54	55-59	60-64	65-69	70-74	75+	Unkn	Total	%
C00	Lip	-	-	-	-	-	-	-	-	-	-	-	-	-	-	-	-	-	-	-
C01-02	Tongue	-	-	-	-	-	-	-	-	-	-	-	-	-	-	1	-	-	1	0.20
C03-06	Mouth	-	-	-	-	-	-	-	-	2	-	1	1	1	-	1	-	-	6	1.20
C07-8	Salivary Gland	-	-	-	-	-	-	-	-	-	-	-	-	-	-	2	-	-	2	0.40
C09	Tonsil	-	-	-	-	-	-	-	-	-	-	1	-	-	-	-	-	-	1	0.20
C10	Oth. Oropharynx	-	-	-	-	-	-	-	-	-	-	-	-	-	-	-	-	-	-	-
C11	Nasopharynx	-	-	-	-	-	-	1	-	-	1	2	1	1	-	2	-	-	8	1.60
C12-13	Hypopharynx	-	-	-	-	-	-	-	1	1	-	1	2	-	-	-	-	-	5	1.00
C14	Pharynx Unspecified	-	-	-	-	-	-	-	-	-	-	1	-	-	1	1	-	-	3	0.60
C15	Oesophagus	-	-	-	-	-	-	1	-	2	2	2	-	1	1	2	1	-	12	2.40
C16	Stomach	-	-	-	-	-	1	2	-	3	5	10	11	15	13	16	10	-	86	17.20
C17	Small Intestine	-	-	-	-	-	-	-	-	1	-	-	-	-	-	-	-	-	1	0.20
C18	Colon	-	-	-	-	-	1	-	1	1	1	1	-	1	-	-	1	-	7	1.40
C19-20	Rectum	-	-	-	-	-	1	-	2	-	1	2	2	-	3	2	3	-	16	3.20
C21	Anus & Anal Canal	-	-	-	-	-	-	1	-	-	-	-	-	-	-	-	-	-	1	0.20
C22	Liver	-	-	-	-	-	-	-	2	-	3	1	4	2	-	2	1	-	15	3.00
C23-24	Gallbladder etc.	-	-	-	-	-	-	-	1	-	-	2	1	-	1	-	-	-	5	1.00
C25	Pancreas	-	-	-	-	-	-	-	-	-	-	1	-	-	-	-	1	-	2	0.40
C30-31	Nose, Sinuses etc.	-	1	-	-	1	1	-	-	-	-	-	-	-	-	-	-	-	3	0.60
C32	Larynx	-	-	-	-	-	-	-	-	1	-	3	-	-	-	-	2	-	6	1.20
C33-34	Lung etc.	-	-	1	-	-	-	1	-	5	-	8	12	17	18	8	7	-	77	15.40
C37-38	Other Thoracic Organs	-	-	-	-	-	-	-	-	-	-	-	-	-	-	-	-	-	-	-
C40-41	Bone	-	-	-	2	-	-	-	-	-	-	-	-	-	-	-	-	-	2	0.40
C43	Melanoma of Skin	-	-	-	-	-	-	-	-	-	-	-	-	-	-	-	-	-	-	-
C44	Other Skin	-	-	-	-	-	-	-	-	-	-	-	-	2	1	-	-	-	3	0.60
C45	Mesothelioma	-	-	-	-	-	-	-	-	-	-	-	-	-	-	-	-	-	-	-
C46	Kaposi Sarcoma	-	-	-	-	-	-	-	-	-	-	-	-	-	-	-	-	-	-	-
C47+C49	Conn. & Soft Tissue	-	1	-	-	-	-	1	-	-	-	-	1	-	1	-	1	-	5	1.00
C50	Breast	-	-	-	-	-	1	4	2	7	4	4	5	5	5	5	2	-	44	8.80
C51	Vulva	-	-	-	-	-	-	1	-	-	1	-	-	-	-	-	-	-	2	0.40
C52	Vagina	-	-	-	-	-	-	-	-	-	-	-	-	-	-	-	-	-	-	-
C53	Cervix Uteri	-	-	-	-	-	1	5	12	15	6	6	8	-	3	3	1	-	60	12.00
C54	Corpus Uteri	-	-	-	-	-	-	-	-	-	1	-	1	-	-	-	-	-	2	0.40
C55	Uterus Unspecified	-	-	-	-	-	-	-	1	-	1	-	-	-	-	-	-	-	2	0.40
C56	Ovary etc.	-	-	-	-	-	-	2	1	1	2	-	-	-	2	-	-	-	8	1.60
C57	Other Female Genital	-	-	-	-	-	-	-	-	1	-	-	-	-	-	-	-	-	1	0.20
C58	Placenta	-	-	-	1	-	4	1	-	1	-	1	-	-	-	-	-	-	8	1.60
C64	Kidney etc.	1	-	-	-	-	-	-	-	1	-	-	-	-	-	-	-	-	2	0.40
C65	Renal Pelvis	-	-	-	-	-	-	-	-	-	-	-	-	-	-	-	-	-	-	-
C66	Ureter	-	-	-	-	-	-	-	-	-	-	-	-	-	-	-	-	-	-	-
C67	Bladder	-	-	-	-	-	-	-	-	1	-	-	-	1	-	1	-	-	3	0.60
C68	Uns. Urinary Organs	-	-	-	-	-	-	-	-	-	-	-	-	-	-	-	-	-	-	-
C69	Eye	1	-	-	-	-	-	-	-	-	-	-	-	-	-	1	-	-	2	0.40
C70-72	Brain, Nervous System	-	-	-	-	-	-	-	-	-	-	-	-	-	1	-	-	-	1	0.20
C73	Thyroid	-	-	-	1	1	-	-	2	-	-	-	2	-	1	-	1	-	8	1.60
C74	Adrenal Gland	-	-	-	-	-	-	-	-	-	-	-	-	-	-	-	-	-	-	-
C77	Sec Lymph Nodes	-	-	-	-	-	1	-	-	-	-	-	-	1	-	-	-	-	2	0.40
C78	Sec Resp & Digestive	-	-	-	-	-	-	-	-	-	-	-	-	-	-	-	-	-	-	-
C79	Sec Others	-	-	-	-	-	-	-	-	-	-	-	-	-	-	-	-	-	-	-
C81	Hodgkins Disease	-	-	-	-	-	-	-	-	-	-	-	-	-	-	-	-	-	-	-
C82-85,C96	NHL	-	-	-	-	1	-	-	-	-	-	-	1	-	-	-	-	-	2	0.40
C90	Multiple Myeloma	-	-	-	-	-	-	-	-	-	-	-	-	-	-	-	-	-	-	-
C91	Lymphoid Leuk.	1	-	-	-	-	-	-	-	-	-	-	-	-	-	-	-	-	1	0.20
C92-94	Myeloid Leukaemia	1	1	1	-	2	-	-	-	-	-	1	-	-	1	1	-	-	8	1.60
C95	Leukaemia Uns	2	-	-	-	1	-	2	-	-	-	-	1	-	-	-	-	-	6	1.20
O&U	Other and Uns	-	-	2	-	-	1	1	2	9	6	8	5	8	9	8	12	-	71	14.20
	All Sites	6	3	4	4	6	12	23	27	52	34	56	58	55	61	56	43	-	500	100.00

TABLE: MIO-3(a):
Average Annual Age Specific, Crude (CR), Age Adjusted (AAR) (with Standard Error(SE)) and
Truncated (35-64 yrs) (TR) Incidence Rate per 100,000 population: 2005-2006 - Males
Mizoram State - Excl. Aizawl District

ICD-10	0-4	5-9	10-14	15-19	20-24	25-29	30-34	35-39	40-44	45-49	50-54	55-59	60-64	65-69	70-74	>75	CR	AAR	SE	TR
C00	-	-	-	-	-	-	-	2.3	-	-	-	-	-	-	-	-	0.2	0.1	0.14	0.4
C01-02	-	-	-	-	-	-	-	-	8.4	7.0	4.0	6.1	-	-	-	-	1.1	1.4	0.52	4.4
C03-06	-	-	-	-	-	-	-	-	-	17.4	-	-	-	10.1	-	12.1	1.1	1.6	0.61	3.4
C07-8	-	-	-	-	-	-	-	-	-	-	-	-	-	-	-	-	-	-	-	-
C09	-	-	-	-	-	-	-	2.3	-	-	19.8	12.2	-	-	-	-	1.2	1.6	0.58	5.2
C10	-	-	-	-	-	-	-	2.3	-	-	11.9	12.2	-	-	-	-	0.9	1.2	0.50	3.9
C11	-	-	-	-	-	3.6	-	4.5	8.4	3.5	11.9	18.3	40.4	50.7	-	12.1	3.8	6.0	1.24	12.7
C12-13	-	-	-	-	-	-	-	-	33.5	17.4	7.9	48.7	24.3	10.1	-	24.1	5.0	7.2	1.28	20.5
C14	-	-	-	-	-	-	-	-	5.6	7.0	7.9	6.1	-	-	13.0	24.1	1.5	2.1	0.68	4.5
C15	-	-	-	-	-	-	2.4	9.0	22.3	31.3	47.6	85.2	72.8	40.6	-	24.1	9.6	14.3	1.85	40.2
C16	-	-	-	-	-	-	7.2	6.8	44.6	55.7	83.3	109.6	266.8	182.5	247.2	253.2	25.5	41.6	3.28	82.7
C17	-	-	-	-	-	-	-	-	2.8	-	-	-	-	20.3	-	-	0.5	0.8	0.46	0.5
C18	-	-	-	-	-	-	2.4	2.3	-	3.5	-	-	-	-	26.0	-	0.8	1.0	0.47	1.1
C19-20	-	-	-	-	-	-	2.4	-	-	7.0	-	12.2	-	20.3	13.0	12.1	1.4	2.2	0.73	2.9
C21	-	-	-	-	-	-	-	-	-	-	-	-	-	-	13.0	-	0.2	0.3	0.26	-
C22	-	-	-	-	-	1.8	2.4	6.8	8.4	17.4	4.0	-	-	40.6	52.0	24.1	3.6	5.2	1.09	6.9
C23-24	-	-	-	-	-	-	-	-	-	-	-	12.2	8.1	-	13.0	-	0.6	1.1	0.54	2.6
C25	-	-	-	-	-	1.8	-	-	-	3.5	4.0	18.3	8.1	10.1	-	-	1.2	1.9	0.69	4.7
C30-31	-	-	-	-	-	-	-	-	2.8	-	4.0	6.1	-	-	-	-	0.5	0.6	0.36	2.0
C32	-	-	-	-	-	-	-	-	5.6	3.5	-	6.1	16.2	-	13.0	-	1.1	1.7	0.66	4.6
C33-34	-	-	-	-	-	-	4.8	4.5	5.6	17.4	35.7	60.9	121.3	71.0	143.1	120.6	11.1	18.4	2.20	34.6
C37-38	-	-	-	-	-	-	-	-	-	3.5	-	-	-	-	-	-	0.2	0.2	0.21	0.7
C40-41	-	-	-	1.4	-	-	-	-	-	-	-	-	-	-	-	-	0.2	0.1	0.13	-
C43	-	-	-	-	-	-	-	-	-	-	-	-	-	-	-	-	-	-	-	-
C44	-	-	-	-	-	-	-	-	-	-	-	6.1	-	10.1	13.0	24.1	0.8	1.3	0.58	0.8
C45	-	-	-	-	-	-	-	-	-	-	-	-	-	-	-	-	-	-	-	-
C46	-	-	-	-	-	-	-	-	-	-	-	-	-	-	-	-	-	-	-	-
C47+C49	-	-	-	1.4	-	-	-	-	-	-	7.9	12.2	-	-	26.0	12.1	1.2	1.8	0.64	2.9
C50	-	-	-	-	-	-	-	-	-	-	-	-	-	-	13.0	-	0.2	0.3	0.26	-
C60	-	-	-	-	-	-	-	2.3	-	-	4.0	6.1	8.1	-	13.0	-	0.8	1.2	0.54	2.9
C61	-	-	-	-	-	-	-	-	-	-	-	-	-	-	26.0	72.3	1.2	2.0	0.70	-
C62	1.3	-	-	1.4	-	1.8	-	-	-	-	-	-	-	-	-	-	0.5	0.4	0.25	-
C63	-	-	-	-	-	-	-	-	-	-	-	-	-	-	-	-	-	-	-	-
C64	4.0	-	-	-	-	-	-	-	-	-	4.0	-	-	10.1	-	-	0.8	1.0	0.46	0.6
C65	-	-	-	-	-	-	-	-	-	-	-	-	-	-	-	-	-	-	-	-
C66	-	-	-	-	-	-	-	-	-	-	-	-	-	-	-	-	-	-	-	-
C67	-	-	-	-	1.5	1.8	-	-	-	3.5	-	-	8.1	-	-	12.1	0.8	1.0	0.49	1.7
C68	-	-	-	-	-	-	-	-	-	-	-	-	-	-	-	-	-	-	-	-
C69	4.0	-	-	-	-	-	-	-	-	-	-	-	-	-	-	-	0.5	0.5	0.28	-
C70-72	-	-	-	1.4	-	-	-	2.3	2.8	3.5	4.0	-	8.1	-	-	-	0.9	1.2	0.50	3.3
C73	-	-	-	-	-	-	-	-	-	-	-	-	-	10.1	-	12.1	0.3	0.5	0.39	-
C74	-	-	-	-	-	-	-	-	-	-	-	-	-	-	-	-	-	-	-	-
C77	-	-	-	-	-	-	-	-	2.8	-	-	6.1	-	-	-	12.1	0.5	0.7	0.38	1.3
C78	-	-	-	-	-	-	-	-	-	-	-	-	-	-	-	-	-	-	-	-
C79	-	-	-	-	-	-	-	-	-	-	-	-	-	-	-	-	-	-	-	-
C81	-	-	-	-	-	-	2.4	-	2.8	-	-	-	-	-	-	-	0.3	0.3	0.22	0.5
C82-85,C96	1.3	-	-	-	-	-	-	-	5.6	-	-	-	16.2	20.3	-	24.1	1.4	2.2	0.77	3.2
C90	-	-	-	-	-	-	-	-	-	-	4.0	-	-	-	-	12.1	0.3	0.4	0.31	0.6
C91	1.3	-	2.4	-	-	-	-	-	-	3.5	4.0	-	8.1	-	-	-	0.9	1.1	0.49	2.4
C92-94	-	1.2	-	-	-	-	-	-	2.8	-	4.0	12.2	-	-	-	-	0.8	1.0	0.45	2.8
C95	1.3	1.2	-	-	3.1	-	-	-	-	-	-	-	8.1	-	-	12.1	0.9	1.1	0.48	1.0
O&U	5.3	-	1.2	-	-	3.6	2.4	11.3	22.3	20.9	43.6	67.0	64.7	162.2	65.0	156.7	13.8	21.2	2.29	34.6
All	18.7	2.5	3.6	5.7	4.6	14.5	26.4	56.4	186.8	226.4	317.3	523.5	679.0	669.1	689.5	856.0	97.4	149.6	6.06	297.2

TABLE: MIO-3(b):
Average Annual Age Specific, Crude (CR), Age Adjusted (AAR) (with Standard Error(SE)) and
Truncated (35-64 yrs) (TR) Incidence Rate per 100,000 population: 2005-2006 - Females
Mizoram State - Excl. Aizawl District

ICD-10	0-4	5-9	10-14	15-19	20-24	25-29	30-34	35-39	40-44	45-49	50-54	55-59	60-64	65-69	70-74	>75	CR	AAR	SE	TR
C00	-	-	-	-	-	-	-	-	-	-	-	-	-	-	-	-	-	-	-	-
C01-02	-	-	-	-	-	-	-	-	-	-	-	-	-	-	13.8	-	0.2	0.3	0.28	-
C03-06	-	-	-	-	-	-	-	-	6.0	-	4.6	7.2	8.6	-	13.8	-	1.0	1.5	0.63	3.9
C07-8	-	-	-	-	-	-	-	-	-	-	-	-	-	-	27.5	-	0.3	0.6	0.39	-
C09	-	-	-	-	-	-	-	-	-	-	4.6	-	-	-	-	-	0.2	0.2	0.23	0.7
C10	-	-	-	-	-	-	-	-	-	-	-	-	-	-	-	-	-	-	-	-
C11	-	-	-	-	-	-	2.7	-	-	3.8	9.3	7.2	8.6	-	27.5	-	1.3	2.0	0.73	4.3
C12-13	-	-	-	-	-	-	-	2.6	3.0	-	4.6	14.4	-	-	-	-	0.8	1.1	0.52	3.7
C14	-	-	-	-	-	-	-	-	-	-	4.6	-	-	10.8	13.8	-	0.5	0.8	0.48	0.7
C15	-	-	-	-	-	-	2.7	-	6.0	7.6	9.3	-	8.6	10.8	27.5	11.9	2.0	2.9	0.86	5.2
C16	-	-	-	-	-	2.0	5.4	-	8.9	19.0	46.4	78.9	129.5	140.6	220.4	118.9	14.0	23.8	2.61	39.8
C17	-	-	-	-	-	-	-	-	3.0	-	-	-	-	-	-	-	0.2	0.2	0.18	0.6
C18	-	-	-	-	-	2.0	-	2.6	3.0	3.8	4.6	-	8.6	-	11.9	-	1.1	1.5	0.60	3.7
C19-20	-	-	-	-	-	2.0	-	5.1	-	3.8	9.3	14.4	-	32.4	27.5	35.7	2.6	4.0	1.02	5.1
C21	-	-	-	-	-	-	2.7	-	-	-	-	-	-	-	-	-	0.2	0.2	0.16	-
C22	-	-	-	-	-	-	-	5.1	-	11.4	4.6	28.7	17.3	-	27.5	11.9	2.4	3.9	1.02	9.9
C23-24	-	-	-	-	-	-	-	2.6	-	-	9.3	7.2	-	10.8	-	-	0.8	1.2	0.56	2.9
C25	-	-	-	-	-	-	-	-	-	-	4.6	-	-	-	-	11.9	0.3	0.5	0.33	0.7
C30-31	-	1.3	-	-	1.6	2.0	-	-	-	-	-	-	-	-	-	-	0.5	0.4	0.24	-
C32	-	-	-	-	-	-	-	-	3.0	-	13.9	-	-	-	-	23.8	1.0	1.4	0.55	2.8
C33-34	-	-	1.3	-	-	-	2.7	-	14.9	-	37.1	86.1	146.8	194.6	110.2	83.2	12.5	22.1	2.56	38.9
C37-38	-	-	-	-	-	-	-	-	-	-	-	-	-	-	-	-	-	-	-	-
C40-41	-	-	-	3.0	-	-	-	-	-	-	-	-	-	-	-	-	0.3	0.3	0.19	-
C43	-	-	-	-	-	-	-	-	-	-	-	-	-	-	-	-	-	-	-	-
C44	-	-	-	-	-	-	-	-	-	-	-	-	17.3	10.8	-	-	0.5	1.0	0.59	2.2
C45	-	-	-	-	-	-	-	-	-	-	-	-	-	-	-	-	-	-	-	-
C46	-	-	-	-	-	-	-	-	-	-	-	-	-	-	-	-	-	-	-	-
C47+C49	-	1.3	-	-	-	-	2.7	-	-	-	-	7.2	-	10.8	-	11.9	0.8	1.1	0.54	0.9
C50	-	-	-	-	-	2.0	10.8	5.1	20.9	15.2	18.5	35.9	43.2	54.1	68.9	23.8	7.2	10.8	1.69	21.2
C51	-	-	-	-	-	-	2.7	-	-	3.8	-	-	-	-	-	-	0.3	0.4	0.28	0.7
C52	-	-	-	-	-	-	-	-	-	-	-	-	-	-	-	-	-	-	-	-
C53	-	-	-	-	-	2.0	13.5	30.7	44.7	22.9	27.8	57.4	-	32.4	41.3	11.9	9.8	12.6	1.68	30.9
C54	-	-	-	-	-	-	-	-	-	3.8	-	7.2	-	-	-	-	0.3	0.5	0.37	1.7
C55	-	-	-	-	-	-	-	2.6	-	3.8	-	-	-	-	-	-	0.3	0.4	0.28	1.2
C56	-	-	-	-	-	-	5.4	2.6	3.0	7.6	-	-	-	21.6	-	-	1.3	1.8	0.65	2.5
C57	-	-	-	-	-	-	-	-	3.0	-	-	-	-	-	-	-	0.2	0.2	0.18	0.6
C58	-	-	-	1.5	-	8.0	2.7	-	3.0	-	4.6	-	-	-	-	-	1.3	1.3	0.48	1.3
C64	1.4	-	-	-	-	-	-	-	3.0	-	-	-	-	-	-	-	0.3	0.3	0.24	0.6
C65	-	-	-	-	-	-	-	-	-	-	-	-	-	-	-	-	-	-	-	-
C66	-	-	-	-	-	-	-	-	-	-	-	-	-	-	-	-	-	-	-	-
C67	-	-	-	-	-	-	-	-	3.0	-	-	-	8.6	-	13.8	-	0.5	0.8	0.48	1.7
C68	-	-	-	-	-	-	-	-	-	-	-	-	-	-	-	-	-	-	-	-
C69	1.4	-	-	-	-	-	-	-	-	-	-	-	-	-	13.8	-	0.3	0.4	0.32	-
C70-72	-	-	-	-	-	-	-	-	-	-	-	-	-	10.8	-	-	0.2	0.3	0.32	-
C73	-	-	-	1.5	1.6	-	-	5.1	-	-	-	14.4	-	10.8	-	11.9	1.3	1.7	0.64	2.8
C74	-	-	-	-	-	-	-	-	-	-	-	-	-	-	-	-	-	-	-	-
C77	-	-	-	-	-	2.0	-	-	-	-	-	-	8.6	-	-	-	0.3	0.5	0.38	1.1
C78	-	-	-	-	-	-	-	-	-	-	-	-	-	-	-	-	-	-	-	-
C79	-	-	-	-	-	-	-	-	-	-	-	-	-	-	-	-	-	-	-	-
C81	-	-	-	-	-	-	-	-	-	-	-	-	-	-	-	-	-	-	-	-
C82-85,C96	-	-	-	-	1.6	-	-	-	-	-	-	7.2	-	-	-	-	0.3	0.4	0.31	0.9
C90	-	-	-	-	-	-	-	-	-	-	-	-	-	-	-	-	-	-	-	-
C91	1.4	-	-	-	-	-	-	-	-	-	-	-	-	-	-	-	0.2	0.2	0.17	-
C92-94	1.4	1.3	1.3	-	3.1	-	-	-	-	-	4.6	-	-	10.8	13.8	-	1.3	1.5	0.57	0.7
C95	2.8	-	-	-	1.6	-	5.4	-	-	-	-	7.2	-	-	-	-	1.0	1.1	0.45	0.9
O&U	-	-	2.6	-	-	2.0	2.7	5.1	26.8	22.9	37.1	35.9	69.1	97.3	110.2	142.7	11.5	17.9	2.18	30.1
All	8.3	3.9	5.1	6.0	9.4	24.0	62.2	69.2	155.0	129.5	259.7	416.2	475.0	659.6	771.3	511.2	81.3	124.1	5.72	225.3

**TABLE: MIO-4(a): Number (#) and Proportion (%) of Cancers by Site (ICD-10) and Method of Diagnosis: 2005-2006 - Males
Mizoram State - Excl. Aizawl District**

ICD-10	Site	Microscopic		X-Ray / imaging		Clinical		Others		D.C.O		Total	
		#	%	#	%	#	%	#	%	#	%	#	%
C00	Lip	1	100.0	-	-	-	-	-	-	-	-	1	100.0
C01-02	Tongue	6	85.7	-	-	-	-	-	-	1	14.3	7	100.0
C03-06	Mouth	7	100.0	-	-	-	-	-	-	-	-	7	100.0
C07-8	Salivary Gland	-	-	-	-	-	-	-	-	-	-	-	-
C09	Tonsil	7	87.5	-	-	-	-	1	12.5	-	-	8	100.0
C10	Oth. Oropharynx	6	100.0	-	-	-	-	-	-	-	-	6	100.0
C11	Nasopharynx	23	92.0	-	-	-	-	2	8.0	-	-	25	100.0
C12-13	Hypopharynx	32	97.0	-	-	1	3.0	-	-	-	-	33	100.0
C14	Pharynx Unspecified	5	50.0	-	-	1	10.0	-	-	4	40.0	10	100.0
C15	Oesophagus	57	90.5	1	1.6	1	1.6	3	4.8	1	1.6	63	100.0
C16	Stomach	124	73.8	1	0.6	9	5.4	13	7.7	21	12.5	168	100.0
C17	Small Intestine	2	66.7	-	-	-	-	1	33.3	-	-	3	100.0
C18	Colon	2	40.0	-	-	1	20.0	2	40.0	-	-	5	100.0
C19-20	Rectum	6	66.7	-	-	1	11.1	-	-	2	22.2	9	100.0
C21	Anus & Anal Canal	-	-	-	-	-	-	-	-	1	100.0	1	100.0
C22	Liver	16	66.7	-	-	1	4.2	1	4.2	6	25.0	24	100.0
C23-24	Gallbladder etc.	3	75.0	-	-	-	-	1	25.0	-	-	4	100.0
C25	Pancreas	-	-	2	25.0	1	12.5	5	62.5	-	-	8	100.0
C30-31	Nose, Sinuses etc.	1	33.3	-	-	2	66.7	-	-	-	-	3	100.0
C32	Larynx	5	71.4	-	-	2	28.6	-	-	-	-	7	100.0
C33-34	Lung etc.	40	54.8	9	12.3	3	4.1	3	4.1	18	24.7	73	100.0
C37-38	Other Thoracic Organs	1	100.0	-	-	-	-	-	-	-	-	1	100.0
C40-41	Bone	1	100.0	-	-	-	-	-	-	-	-	1	100.0
C43	Melanoma of Skin	-	-	-	-	-	-	-	-	-	-	-	-
C44	Other Skin	4	80.0	-	-	-	-	-	-	1	20.0	5	100.0
C45	Mesothelioma	-	-	-	-	-	-	-	-	-	-	-	-
C46	Kaposi Sarcoma	-	-	-	-	-	-	-	-	-	-	-	-
C47+C49	Conn. & Soft Tissue	5	62.5	-	-	-	-	-	-	3	37.5	8	100.0
C50	Breast	1	100.0	-	-	-	-	-	-	-	-	1	100.0
C60	Penis	4	80.0	-	-	1	20.0	-	-	-	-	5	100.0
C61	Prostate	2	25.0	-	-	2	25.0	4	50.0	-	-	8	100.0
C62	Testis	3	100.0	-	-	-	-	-	-	-	-	3	100.0
C63	Other Male Genital	-	-	-	-	-	-	-	-	-	-	-	-
C64	Kidney etc.	2	40.0	-	-	1	20.0	1	20.0	1	20.0	5	100.0
C65	Renal Pelvis	-	-	-	-	-	-	-	-	-	-	-	-
C66	Ureter	-	-	-	-	-	-	-	-	-	-	-	-
C67	Bladder	5	100.0	-	-	-	-	-	-	-	-	5	100.0
C68	Uns.Urinary Organs	-	-	-	-	-	-	-	-	-	-	-	-
C69	Eye	1	33.3	-	-	2	66.7	-	-	-	-	3	100.0
C70-72	Brain, Nervous System	1	16.7	-	-	1	16.7	1	16.7	3	50.0	6	100.0
C73	Thyroid	2	100.0	-	-	-	-	-	-	-	-	2	100.0
C74	Adrenal Gland	-	-	-	-	-	-	-	-	-	-	-	-
C77	Sec Lymph Nodes	1	33.3	-	-	-	-	-	-	2	66.7	3	100.0
C78	Sec Resp & Digestive	-	-	-	-	-	-	-	-	-	-	-	-
C79	Sec Others	-	-	-	-	-	-	-	-	-	-	-	-
C81	Hodgkins Disease	2	100.0	-	-	-	-	-	-	-	-	2	100.0
C82-85,C96	NHL	9	100.0	-	-	-	-	-	-	-	-	9	100.0
C90	Multiple Myeloma	2	100.0	-	-	-	-	-	-	-	-	2	100.0
C91	Lymphoid Leuk.	6	100.0	-	-	-	-	-	-	-	-	6	100.0
C92-94	Myeloid Leukaemia	5	100.0	-	-	-	-	-	-	-	-	5	100.0
C95	Leukaemia Uns	-	-	-	-	-	-	-	-	6	100.0	6	100.0
O&U	Other and Uns	21	23.1	-	-	2	2.2	-	-	68	74.7	91	100.0
	All Sites	421	65.6	13	2.0	32	5.0	38	5.9	138	21.5	642	100.0

**TABLE: MIO-4(b): Number (#) and Proportion (%) of Cancers by Site (ICD-10) and Method of Diagnosis : 2005-2006 - Females
Mizoram State - Excl. Aizawl District**

ICD-10	Site	Microscopic		X-Ray / imaging		Clinical		Others		D.C.O		Total	
		#	%	#	%	#	%	#	%	#	%	#	%
C00	Lip	-	-	-	-	-	-	-	-	-	-	-	-
C01-02	Tongue	1	100.0	-	-	-	-	-	-	-	-	1	100.0
C03-06	Mouth	5	83.3	-	-	-	-	-	-	1	16.7	6	100.0
C07-8	Salivary Gland	2	100.0	-	-	-	-	-	-	-	-	2	100.0
C09	Tonsil	1	100.0	-	-	-	-	-	-	-	-	1	100.0
C10	Oth. Oropharynx	-	-	-	-	-	-	-	-	-	-	-	-
C11	Nasopharynx	8	100.0	-	-	-	-	-	-	-	-	8	100.0
C12-13	Hypopharynx	2	40.0	-	-	2	40.0	1	20.0	-	-	5	100.0
C14	Pharynx Unspecified	-	-	-	-	-	-	-	-	3	100.0	3	100.0
C15	Oesophagus	5	41.7	1	8.3	2	16.7	1	8.3	3	25.0	12	100.0
C16	Stomach	56	65.1	-	-	13	15.1	3	3.5	14	16.3	86	100.0
C17	Small Intestine	1	100.0	-	-	-	-	-	-	-	-	1	100.0
C18	Colon	6	85.7	-	-	-	-	-	-	1	14.3	7	100.0
C19-20	Rectum	11	68.8	-	-	1	6.3	2	12.5	2	12.5	16	100.0
C21	Anus & Anal Canal	1	100.0	-	-	-	-	-	-	-	-	1	100.0
C22	Liver	8	53.3	1	6.7	1	6.7	2	13.3	3	20.0	15	100.0
C23-24	Gallbladder etc.	2	40.0	1	20.0	1	20.0	1	20.0	-	-	5	100.0
C25	Pancreas	1	50.0	-	-	-	-	1	50.0	-	-	2	100.0
C30-31	Nose, Sinuses etc.	3	100.0	-	-	-	-	-	-	-	-	3	100.0
C32	Larynx	4	66.7	-	-	1	16.7	1	16.7	-	-	6	100.0
C33-34	Lung etc.	45	58.4	9	11.7	3	3.9	3	3.9	17	22.1	77	100.0
C37-38	Other Thoracic Organs	-	-	-	-	-	-	-	-	-	-	-	-
C40-41	Bone	2	100.0	-	-	-	-	-	-	-	-	2	100.0
C43	Melanoma of Skin	-	-	-	-	-	-	-	-	-	-	-	-
C44	Other Skin	3	100.0	-	-	-	-	-	-	-	-	3	100.0
C45	Mesothelioma	-	-	-	-	-	-	-	-	-	-	-	-
C46	Kaposi Sarcoma	-	-	-	-	-	-	-	-	-	-	-	-
C47+C49	Conn. & Soft Tissue	4	80.0	-	-	-	-	-	-	1	20.0	5	100.0
C50	Breast	39	88.6	-	-	3	6.8	-	-	2	4.5	44	100.0
C51	Vulva	2	100.0	-	-	-	-	-	-	-	-	2	100.0
C52	Vagina	-	-	-	-	-	-	-	-	-	-	-	-
C53	Cervix Uteri	47	78.3	-	-	5	8.3	1	1.7	7	11.7	60	100.0
C54	Corpus Uteri	2	100.0	-	-	-	-	-	-	-	-	2	100.0
C55	Uterus Unspecified	1	50.0	1	50.0	-	-	-	-	-	-	2	100.0
C56	Ovary etc.	6	75.0	-	-	1	12.5	1	12.5	-	-	8	100.0
C57	Other Female Genital	1	100.0	-	-	-	-	-	-	-	-	1	100.0
C58	Placenta	4	50.0	1	12.5	3	37.5	-	-	-	-	8	100.0
C64	Kidney etc.	1	50.0	-	-	-	-	-	-	1	50.0	2	100.0
C65	Renal Pelvis	-	-	-	-	-	-	-	-	-	-	-	-
C66	Ureter	-	-	-	-	-	-	-	-	-	-	-	-
C67	Bladder	3	100.0	-	-	-	-	-	-	-	-	3	100.0
C68	Uns.Urinary Organs	-	-	-	-	-	-	-	-	-	-	-	-
C69	Eye	2	100.0	-	-	-	-	-	-	-	-	2	100.0
C70-72	Brain, Nervous System	-	-	1	100.0	-	-	-	-	-	-	1	100.0
C73	Thyroid	8	100.0	-	-	-	-	-	-	-	-	8	100.0
C74	Adrenal Gland	-	-	-	-	-	-	-	-	-	-	-	-
C77	Sec Lymph Nodes	2	100.0	-	-	-	-	-	-	-	-	2	100.0
C78	Sec Resp & Digestive	-	-	-	-	-	-	-	-	-	-	-	-
C79	Sec Others	-	-	-	-	-	-	-	-	-	-	-	-
C81	Hodgkins Disease	-	-	-	-	-	-	-	-	-	-	-	-
C82-85,C96	NHL	2	100.0	-	-	-	-	-	-	-	-	2	100.0
C90	Multiple Myeloma	-	-	-	-	-	-	-	-	-	-	-	-
C91	Lymphoid Leuk.	1	100.0	-	-	-	-	-	-	-	-	1	100.0
C92-94	Myeloid Leukaemia	8	100.0	-	-	-	-	-	-	-	-	8	100.0
C95	Leukaemia Uns	3	50.0	-	-	-	-	-	-	3	50.0	6	100.0
O&U	Other and Uns	24	33.8	-	-	1	1.4	3	4.2	43	60.6	71	100.0
	All Sites	327	65.4	15	3.0	37	7.4	20	4.0	101	20.2	500	100.0

**TABLE: MIO-5(a): Number (#) and Proportion (%) of Cancers by Site (ICD-10) and Detailed Microscopic Diagnosis, 2005-2006 - Males
Mizoram State - Excl. Aizawl District**

ICD-10	Site	Pri. Hist		Sec. Hist		Cytology		Blood Film		Bone Marrow		Others		Total	
		#	%	#	%	#	%	#	%	#	%	#	%	#	%
C01-02	Tongue	6	85.7	-	-	-	-	-	-	-	-	1	14.3	7	100.0
C03-06	Mouth	6	85.7	-	-	1	14.3	-	-	-	-	-	-	7	100.0
C07-8	Salivary Gland	-	-	-	-	-	-	-	-	-	-	-	-	-	-
C09	Tonsil	6	75.0	-	-	1	12.5	-	-	-	-	1	12.5	8	100.0
C10	Oth. Oropharynx	6	100.0	-	-	-	-	-	-	-	-	-	-	6	100.0
C11	Nasopharynx	20	80.0	-	-	3	12.0	-	-	-	-	2	8.0	25	100.0
C12-13	Hypopharynx	31	93.9	-	-	1	3.0	-	-	-	-	1	3.0	33	100.0
C14	Pharynx Unspecified	4	40.0	-	-	1	10.0	-	-	-	-	5	50.0	10	100.0
C15	Oesophagus	56	88.9	-	-	1	1.6	-	-	-	-	6	9.5	63	100.0
C16	Stomach	122	72.6	-	-	2	1.2	-	-	-	-	44	26.2	168	100.0
C17	Small Intestine	2	66.7	-	-	-	-	-	-	-	-	1	33.3	3	100.0
C18	Colon	2	40.0	-	-	-	-	-	-	-	-	3	60.0	5	100.0
C19-20	Rectum	6	66.7	-	-	-	-	-	-	-	-	3	33.3	9	100.0
C21	Anus & Anal Canal	-	-	-	-	-	-	-	-	-	-	1	100.0	1	100.0
C22	Liver	-	-	-	-	16	66.7	-	-	-	-	8	33.3	24	100.0
C23-24	Gallbladder etc.	2	50.0	-	-	1	25.0	-	-	-	-	1	25.0	4	100.0
C25	Pancreas	-	-	-	-	-	-	-	-	-	-	8	100.0	8	100.0
C30-31	Nose, Sinuses etc.	1	33.3	-	-	-	-	-	-	-	-	2	66.7	3	100.0
C32	Larynx	5	71.4	-	-	-	-	-	-	-	-	2	28.6	7	100.0
C33-34	Lung etc.	16	21.9	1	1.4	23	31.5	-	-	-	-	33	45.2	73	100.0
C37-38	Other Thoracic Organs	-	-	-	-	1	100.0	-	-	-	-	-	-	1	100.0
C40-41	Bone	1	100.0	-	-	-	-	-	-	-	-	-	-	1	100.0
C43	Melanoma of Skin	-	-	-	-	-	-	-	-	-	-	-	-	-	-
C44	Other Skin	4	80.0	-	-	-	-	-	-	-	-	1	20.0	5	100.0
C45	Mesothelioma	-	-	-	-	-	-	-	-	-	-	-	-	-	-
C46	Kaposi Sarcoma	-	-	-	-	-	-	-	-	-	-	-	-	-	-
C47+C49	Conn. & Soft Tissue	2	25.0	-	-	3	37.5	-	-	-	-	3	37.5	8	100.0
C50	Breast	-	-	-	-	1	100.0	-	-	-	-	-	-	1	100.0
C60	Penis	4	80.0	-	-	-	-	-	-	-	-	1	20.0	5	100.0
C61	Prostate	2	25.0	-	-	-	-	-	-	-	-	6	75.0	8	100.0
C62	Testis	1	33.3	-	-	2	66.7	-	-	-	-	-	-	3	100.0
C63	Other Male Genital	-	-	-	-	-	-	-	-	-	-	-	-	-	-
C64	Kidney etc.	1	20.0	-	-	1	20.0	-	-	-	-	3	60.0	5	100.0
C65	Renal Pelvis	-	-	-	-	-	-	-	-	-	-	-	-	-	-
C66	Ureter	-	-	-	-	-	-	-	-	-	-	-	-	-	-
C67	Bladder	5	100.0	-	-	-	-	-	-	-	-	-	-	5	100.0
C68	Uns.Urinary Organs	-	-	-	-	-	-	-	-	-	-	-	-	-	-
C69	Eye	1	33.3	-	-	-	-	-	-	-	-	2	66.7	3	100.0
C70-72	Brain, Nervous System	1	16.7	-	-	-	-	-	-	-	-	5	83.3	6	100.0
C73	Thyroid	-	-	-	-	2	100.0	-	-	-	-	-	-	2	100.0
C74	Adrenal Gland	-	-	-	-	-	-	-	-	-	-	-	-	-	-
C77	Sec Lymph Nodes	-	-	-	-	1	33.3	-	-	-	-	2	66.7	3	100.0
C78	Sec Resp & Digestive	-	-	-	-	-	-	-	-	-	-	-	-	-	-
C79	Sec Others	-	-	-	-	-	-	-	-	-	-	-	-	-	-
C81	Hodgkins Disease	1	50.0	-	-	1	50.0	-	-	-	-	-	-	2	100.0
C82-85,C96	NHL	4	44.4	-	-	5	55.6	-	-	-	-	-	-	9	100.0
C90	Multiple Myeloma	-	-	-	-	-	-	-	-	2	100.0	-	-	2	100.0
C91	Lymphoid Leuk.	-	-	-	-	-	-	4	66.7	2	33.3	-	-	6	100.0
C92-94	Myeloid Leukaemia	-	-	-	-	-	-	4	80.0	1	20.0	-	-	5	100.0
C95	Leukaemia Uns	-	-	-	-	-	-	-	-	-	-	6	100.0	6	100.0
O&U	Other and Uns	5	5.5	1	1.1	15	16.5	-	-	-	-	70	76.9	91	100.0
	All Sites	324	50.5	2	0.3	82	12.8	8	1.2	5	0.8	221	34.4	642	100.0

**TABLE: MIO-5(b): Number (#) and Proportion (%) of Cancers by Site (ICD-10) and Detailed Microscopic Diagnosis, 2005-2006 - Females
Mizoram State - Excl. Aizawl District**

ICD-10	Site	Pri. Hist		Sec. Hist		Cytology		Blood Film		Bone Marrow		Others		Total	
		#	%	#	%	#	%	#	%	#	%	#	%	#	%
C00	Lip	-	-	-	-	-	-	-	-	-	-	-	-	-	-
C01-02	Tongue	1	100.0	-	-	-	-	-	-	-	-	-	-	1	100.0
C03-06	Mouth	5	83.3	-	-	-	-	-	-	-	-	1	16.7	6	100.0
C07-8	Salivary Gland	1	50.0	-	-	1	50.0	-	-	-	-	-	-	2	100.0
C09	Tonsil	1	100.0	-	-	-	-	-	-	-	-	-	-	1	100.0
C10	Oth. Oropharynx	-	-	-	-	-	-	-	-	-	-	-	-	-	-
C11	Nasopharynx	8	100.0	-	-	-	-	-	-	-	-	-	-	8	100.0
C12-13	Hypopharynx	2	40.0	-	-	-	-	-	-	-	-	3	60.0	5	100.0
C14	Pharynx Unspecified	-	-	-	-	-	-	-	-	-	-	3	100.0	3	100.0
C15	Oesophagus	5	41.7	-	-	-	-	-	-	-	-	7	58.3	12	100.0
C16	Stomach	52	60.5	-	-	4	4.7	-	-	-	-	30	34.9	86	100.0
C17	Small Intestine	1	100.0	-	-	-	-	-	-	-	-	-	-	1	100.0
C18	Colon	6	85.7	-	-	-	-	-	-	-	-	1	14.3	7	100.0
C19-20	Rectum	10	62.5	1	6.3	-	-	-	-	-	-	5	31.3	16	100.0
C21	Anus & Anal Canal	1	100.0	-	-	-	-	-	-	-	-	-	-	1	100.0
C22	Liver	-	-	-	-	8	53.3	-	-	-	-	7	46.7	15	100.0
C23-24	Gallbladder etc.	1	20.0	1	20.0	-	-	-	-	-	-	3	60.0	5	100.0
C25	Pancreas	-	-	-	-	1	50.0	-	-	-	-	1	50.0	2	100.0
C30-31	Nose, Sinuses etc.	3	100.0	-	-	-	-	-	-	-	-	-	-	3	100.0
C32	Larynx	2	33.3	-	-	2	33.3	-	-	-	-	2	33.3	6	100.0
C33-34	Lung etc.	26	33.8	-	-	19	24.7	-	-	-	-	32	41.6	77	100.0
C37-38	Other Thoracic Organs	-	-	-	-	-	-	-	-	-	-	-	-	-	-
C40-41	Bone	1	50.0	-	-	1	50.0	-	-	-	-	-	-	2	100.0
C43	Melanoma of Skin	-	-	-	-	-	-	-	-	-	-	-	-	-	-
C44	Other Skin	2	66.7	-	-	1	33.3	-	-	-	-	-	-	3	100.0
C45	Mesothelioma	-	-	-	-	-	-	-	-	-	-	-	-	-	-
C46	Kaposi Sarcoma	-	-	-	-	-	-	-	-	-	-	-	-	-	-
C47+C49	Conn. & Soft Tissue	2	40.0	-	-	2	40.0	-	-	-	-	1	20.0	5	100.0
C50	Breast	22	50.0	-	-	17	38.6	-	-	-	-	5	11.4	44	100.0
C51	Vulva	2	100.0	-	-	-	-	-	-	-	-	-	-	2	100.0
C52	Vagina	-	-	-	-	-	-	-	-	-	-	-	-	-	-
C53	Cervix Uteri	47	78.3	-	-	-	-	-	-	-	-	13	21.7	60	100.0
C54	Corpus Uteri	2	100.0	-	-	-	-	-	-	-	-	-	-	2	100.0
C55	Uterus Unspecified	1	50.0	-	-	-	-	-	-	-	-	1	50.0	2	100.0
C56	Ovary etc.	5	62.5	-	-	1	12.5	-	-	-	-	2	25.0	8	100.0
C57	Other Female Genital	1	100.0	-	-	-	-	-	-	-	-	-	-	1	100.0
C58	Placenta	4	50.0	-	-	-	-	-	-	-	-	4	50.0	8	100.0
C64	Kidney etc.	1	50.0	-	-	-	-	-	-	-	-	1	50.0	2	100.0
C65	Renal Pelvis	-	-	-	-	-	-	-	-	-	-	-	-	-	-
C66	Ureter	-	-	-	-	-	-	-	-	-	-	-	-	-	-
C67	Bladder	3	100.0	-	-	-	-	-	-	-	-	-	-	3	100.0
C68	Uns. Urinary Organs	-	-	-	-	-	-	-	-	-	-	-	-	-	-
C69	Eye	2	100.0	-	-	-	-	-	-	-	-	-	-	2	100.0
C70-72	Brain, Nervous System	-	-	-	-	-	-	-	-	-	-	1	100.0	1	100.0
C73	Thyroid	3	37.5	-	-	5	62.5	-	-	-	-	-	-	8	100.0
C74	Adrenal Gland	-	-	-	-	-	-	-	-	-	-	-	-	-	-
C77	Sec Lymph Nodes	1	50.0	-	-	1	50.0	-	-	-	-	-	-	2	100.0
C78	Sec Resp & Digestive	-	-	-	-	-	-	-	-	-	-	-	-	-	-
C79	Sec Others	-	-	-	-	-	-	-	-	-	-	-	-	-	-
C81	Hodgkins Disease	-	-	-	-	-	-	-	-	-	-	-	-	-	-
C82-85,C96	NHL	1	50.0	-	-	-	-	1	50.0	-	-	-	-	2	100.0
C90	Multiple Myeloma	-	-	-	-	-	-	-	-	-	-	-	-	-	-
C91	Lymphoid Leuk.	-	-	-	-	-	-	1	100.0	-	-	-	-	1	100.0
C92-94	Myeloid Leukaemia	-	-	-	-	-	-	8	100.0	-	-	-	-	8	100.0
C95	Leukaemia Uns	-	-	-	-	-	-	2	33.3	1	16.7	3	50.0	6	100.0
O&U	Other and Uns	2	2.8	1	1.4	21	29.6	-	-	-	-	47	66.2	71	100.0
	All Sites	227	45.4	3	0.6	84	16.8	12	2.4	1	0.2	173	34.6	500	100.0

**TABLE MIO-6(a): Number of Cancer Deaths by Five Year Age Group and Site (ICD-10):
2005-2006 – Males**

%= Relative Proportion of Cancers of All Sites.

Mizoram State - excl. Aizawl District

ICD-10	Site	0-4	5-9	10-14	15-19	20-24	25-29	30-34	35-39	40-44	45-49	50-54	55-59	60-64	65-69	70-74	75+	Unkn	Total	%
C00	Lip	-	-	-	-	-	-	-	-	-	-	-	-	-	-	-	-	-	-	-
C01-02	Tongue	-	-	-	-	-	-	-	-	1	1	-	-	-	-	-	-	-	2	0.63
C03-06	Mouth	-	-	-	-	-	-	-	-	-	-	1	-	1	-	-	-	-	2	0.63
C07-8	Salivary Gland	-	-	-	-	-	-	-	-	-	-	-	-	-	-	-	-	-	-	-
C09	Tonsil	-	-	-	-	-	-	-	-	-	-	1	-	-	-	-	-	-	1	0.32
C10	Oth. Oropharynx	-	-	-	-	-	-	-	-	-	-	-	1	-	1	-	-	-	2	0.63
C11	Nasopharynx	-	-	-	-	-	-	-	-	-	-	1	1	1	-	-	-	-	3	0.95
C12-13	Hypopharynx	-	-	-	-	-	-	-	-	3	-	-	-	-	-	1	1	-	5	1.58
C14	Pharynx Unspecified	-	-	-	-	-	-	-	-	1	2	2	1	-	-	1	2	-	9	2.84
C15	Oesophagus	-	-	-	-	-	-	-	1	4	3	3	6	5	-	1	2	-	25	7.89
C16	Stomach	-	2	-	-	-	-	-	2	5	9	5	12	13	9	5	12	-	74	23.34
C17	Small Intestine	-	-	-	-	-	-	-	-	-	-	-	-	-	1	-	-	-	1	0.32
C18	Colon	-	-	-	-	-	-	-	-	-	-	-	-	-	-	-	-	-	-	-
C19-20	Rectum	-	-	-	-	-	-	2	-	-	-	-	1	-	-	-	-	-	3	0.95
C21	Anus & Anal Canal	-	-	-	-	-	-	-	-	-	-	-	-	-	-	1	-	-	1	0.32
C22	Liver	-	-	-	-	-	1	1	2	-	3	1	-	-	3	3	1	-	15	4.73
C23-24	Gallbladder etc.	-	-	-	-	-	-	-	-	-	-	-	-	1	-	-	-	-	1	0.32
C25	Pancreas	-	-	-	-	-	-	-	-	-	1	-	-	-	-	-	-	-	1	0.32
C30-31	Nose, Sinuses etc.	-	-	-	-	-	-	-	-	-	-	-	1	-	-	-	-	-	1	0.32
C32	Larynx	-	-	-	-	-	-	-	-	1	-	-	-	-	-	-	-	-	1	0.32
C33-34	Lung etc.	-	-	-	-	-	-	2	2	1	2	5	11	8	6	6	8	-	51	16.09
C37-38	Other Thoracic Organs	-	-	-	-	-	-	-	-	-	1	-	-	-	-	-	-	-	1	0.32
C40-41	Bone	-	-	-	-	-	-	-	-	-	-	-	-	1	-	-	-	-	1	0.32
C43	Melanoma of Skin	-	-	-	-	-	-	-	-	-	-	-	-	-	-	1	-	-	1	0.32
C44	Other Skin	-	-	-	-	-	-	-	-	-	-	-	-	-	1	-	-	-	1	0.32
C45	Mesothelioma	-	-	-	-	-	-	-	-	-	-	-	-	-	-	-	-	-	-	-
C46	Kaposi Sarcoma	-	-	-	-	-	-	-	-	-	-	-	-	-	-	-	-	-	-	-
C47+C49	Conn. & Soft Tissue	-	-	-	-	-	-	-	1	-	1	1	-	-	-	1	-	-	4	1.26
C50	Breast	-	-	-	-	-	-	-	-	-	-	-	-	-	-	-	-	-	-	-
C60	Penis	-	-	-	-	-	-	-	-	-	-	-	-	1	-	1	1	-	3	0.95
C61	Prostate	-	-	-	-	-	-	-	-	-	-	-	-	-	-	-	1	-	1	0.32
C62	Testis	-	-	-	-	-	-	-	-	-	-	-	-	-	-	-	-	-	-	-
C63	Other Male Genital	-	-	-	-	-	-	-	-	-	-	-	-	-	-	-	-	-	-	-
C64	Kidney etc.	2	-	-	-	-	-	-	-	-	-	-	-	-	-	-	-	-	2	0.63
C65	Renal Pelvis	-	-	-	-	-	-	-	-	-	-	-	-	-	-	-	-	-	-	-
C66	Ureter	-	-	-	-	-	-	-	-	-	-	-	-	-	-	-	-	-	-	-
C67	Bladder	-	-	-	-	-	-	-	-	-	-	-	-	-	-	-	-	-	-	-
C68	Uns. Urinary Organs	-	-	-	-	-	-	-	-	-	-	-	-	-	-	-	-	-	-	-
C69	Eye	-	-	-	-	-	-	-	-	-	-	-	-	-	-	-	-	-	-	-
C70-72	Brain, Nervous System	-	-	-	-	-	-	-	-	2	1	1	-	1	-	-	-	-	5	1.58
C73	Thyroid	-	-	-	-	-	-	-	-	-	-	-	1	-	1	-	-	-	2	0.63
C74	Adrenal Gland	-	-	-	-	-	-	-	-	-	-	-	-	-	-	-	-	-	-	-
C77	Sec Lymph Nodes	-	-	-	-	-	-	-	-	-	-	-	1	-	-	-	1	-	2	0.63
C78	Sec Resp & Digestive	-	-	-	-	-	-	-	-	-	-	-	-	-	-	-	-	-	-	-
C79	Sec Others	-	-	-	-	-	-	-	-	-	-	-	-	-	-	-	-	-	-	-
C81	Hodgkins Disease	-	-	-	-	-	-	-	-	1	-	-	-	-	-	-	-	-	1	0.32
C82-85,C96	NHL	-	-	-	-	-	-	-	-	-	-	-	-	-	-	-	-	-	-	-
C90	Multiple Myeloma	-	-	-	-	-	-	-	-	-	-	-	-	-	-	-	1	-	1	0.32
C91	Lymphoid Leuk.	-	-	2	-	-	-	-	-	-	-	-	-	1	-	-	-	-	3	0.95
C92-94	Myeloid Leukaemia	-	-	-	-	-	-	-	-	1	-	-	-	-	-	-	-	-	1	0.32
C95	Leukaemia Uns	1	1	-	-	2	-	-	-	-	-	-	-	1	-	-	1	-	6	1.89
O&U	Other and Uns	4	-	1	-	-	1	1	6	7	5	8	12	6	15	4	13	1	84	26.50
	All Sites	7	3	3	-	2	2	6	13	28	28	29	49	40	37	25	44	1	317	100.00

**TABLE MIO-6(b): Number of Cancer Deaths by Five Year Age Group and Site (ICD-10):
2005-2006 – Females**

% = Relative Proportion of Cancers of All Sites.

Mizoram State - excl. Aizawl District

ICD-10	Site	0-4	5-9	10-14	15-19	20-24	25-29	30-34	35-39	40-44	45-49	50-54	55-59	60-64	65-69	70-74	75+	Unkn	Total	%
C00	Lip	-	-	-	-	-	-	-	-	-	-	-	-	-	-	-	-	-	-	-
C01-02	Tongue	-	-	-	-	-	-	-	-	-	-	-	-	-	-	-	-	-	-	-
C03-06	Mouth	-	-	-	-	-	-	-	-	-	-	-	2	-	-	-	-	-	2	0.92
C07-8	Salivary Gland	-	-	-	-	-	-	-	-	-	-	-	-	-	-	-	-	-	-	-
C09	Tonsil	-	-	-	-	-	-	-	-	-	-	-	-	-	-	-	-	-	-	-
C10	Oth. Oropharynx	-	-	-	-	-	-	-	-	-	-	-	-	-	-	-	-	-	-	-
C11	Nasopharynx	-	-	-	-	-	-	-	-	-	-	-	1	-	1	-	-	-	2	0.92
C12-13	Hypopharynx	-	-	-	-	-	-	-	-	-	-	-	-	-	-	-	-	-	-	-
C14	Pharynx Unspecified	-	-	-	-	-	-	-	-	-	-	1	-	-	1	1	-	-	3	1.38
C15	Oesophagus	-	-	-	-	-	-	-	-	1	-	1	1	-	-	2	1	-	6	2.75
C16	Stomach	-	-	-	-	-	-	-	-	1	1	6	4	5	11	9	5	-	42	19.27
C17	Small Intestine	-	-	-	-	-	-	-	-	-	-	-	-	-	-	-	-	-	-	-
C18	Colon	-	-	-	-	-	-	-	2	-	-	-	-	-	-	-	-	-	2	0.92
C19-20	Rectum	-	-	-	-	-	-	1	-	-	-	1	-	-	-	1	3	-	6	2.75
C21	Anus & Anal Canal	-	-	-	-	-	-	-	-	-	-	-	-	-	-	-	-	-	-	-
C22	Liver	-	-	-	-	-	-	-	-	-	3	1	2	-	-	1	1	-	8	3.67
C23-24	Gallbladder etc.	-	-	-	-	-	-	-	-	1	-	1	1	-	1	-	-	-	4	1.83
C25	Pancreas	-	-	-	-	-	-	-	-	-	-	-	-	-	-	-	-	-	-	-
C30-31	Nose, Sinuses etc.	-	-	-	-	-	-	-	-	-	-	-	-	-	-	-	-	-	-	-
C32	Larynx	-	-	-	-	-	-	-	-	-	-	-	-	-	-	-	-	-	-	-
C33-34	Lung etc.	-	-	-	-	-	1	1	-	3	-	4	3	10	8	6	7	-	43	19.72
C37-38	Other Thoracic Organs	-	-	-	-	-	-	-	-	-	-	-	-	-	-	-	-	-	-	-
C40-41	Bone	-	-	-	1	-	-	-	-	-	-	-	-	-	-	-	-	-	1	0.46
C43	Melanoma of Skin	-	-	-	-	-	-	-	-	-	-	-	-	-	-	-	-	-	-	-
C44	Other Skin	-	-	-	-	-	-	1	-	-	-	-	-	-	-	-	-	-	1	0.46
C45	Mesothelioma	-	-	-	-	-	-	-	-	-	-	-	-	-	-	-	-	-	-	-
C46	Kaposi Sarcoma	-	-	-	-	-	-	-	-	-	-	-	-	-	-	-	-	-	-	-
C47+C49	Conn. & Soft Tissue	-	-	-	-	-	1	1	-	-	-	-	-	1	1	-	-	-	4	1.83
C50	Breast	-	-	-	-	-	1	-	-	3	-	1	2	-	-	2	-	-	9	4.13
C51	Vulva	-	-	-	-	-	-	-	-	-	-	-	-	-	-	-	-	-	-	-
C52	Vagina	-	-	-	-	-	-	-	-	-	-	-	-	-	-	-	-	-	-	-
C53	Cervix Uteri	-	-	-	-	-	-	1	2	2	4	1	-	-	2	2	-	-	14	6.42
C54	Corpus Uteri	-	-	-	-	-	-	-	-	-	-	-	-	-	-	-	-	-	-	-
C55	Uterus Unspecified	-	-	-	-	-	-	-	-	-	-	-	-	-	-	-	-	-	-	-
C56	Ovary etc.	-	-	-	-	-	-	1	-	-	-	1	-	-	-	-	-	-	2	0.92
C57	Other Female Genital	-	-	-	-	-	-	-	-	-	-	-	-	-	-	-	-	-	-	-
C58	Placenta	-	-	-	-	-	-	-	-	-	-	-	-	-	-	-	-	-	-	-
C64	Kidney etc.	1	-	-	-	-	-	-	-	1	-	-	-	-	-	-	-	-	2	0.92
C65	Renal Pelvis	-	-	-	-	-	-	-	-	-	-	-	-	-	-	-	-	-	-	-
C66	Ureter	-	-	-	-	-	-	-	-	-	-	-	-	-	-	-	-	-	-	-
C67	Bladder	-	-	-	-	-	-	-	-	-	-	-	-	1	-	-	-	-	1	0.46
C68	Uns.Urinary Organs	-	-	-	-	-	-	-	-	-	-	-	-	-	-	-	-	-	-	-
C69	Eye	-	-	-	-	-	-	-	-	-	-	-	-	-	-	-	-	-	-	-
C70-72	Brain, Nervous System	-	-	-	-	-	-	-	-	-	-	-	-	-	-	-	-	-	-	-
C73	Thyroid	-	-	-	-	-	-	-	-	-	-	-	-	-	-	-	1	-	1	0.46
C74	Adrenal Gland	-	-	-	-	-	-	-	-	-	-	-	-	-	-	-	-	-	-	-
C77	Sec Lymph Nodes	-	-	-	-	-	-	-	-	-	-	-	-	-	-	-	-	-	-	-
C78	Sec Resp & Digestive	-	-	-	-	-	-	-	-	-	-	-	-	-	-	-	-	-	-	-
C79	Sec Others	-	-	-	-	-	-	-	-	-	-	-	-	-	-	-	-	-	-	-
C81	Hodgkins Disease	-	-	-	-	-	-	-	-	-	-	-	-	-	-	-	-	-	-	-
C82-85,C96	NHL	-	-	-	-	-	-	-	-	-	-	-	-	-	-	-	1	-	1	0.46
C90	Multiple Myeloma	-	-	-	-	-	-	-	-	-	-	-	-	-	-	-	-	-	-	-
C91	Lymphoid Leuk.	-	-	-	-	-	-	-	-	-	-	-	-	-	-	-	-	-	-	-
C92-94	Myeloid Leukaemia	1	1	1	-	-	-	-	-	-	-	1	-	-	-	1	-	-	5	2.29
C95	Leukaemia Uns	2	1	-	-	1	-	1	-	-	-	-	-	-	-	-	-	-	5	2.29
O&U	Other and Uns	-	-	2	-	-	2	2	-	5	5	2	3	7	7	7	11	1	54	24.77
	All Sites	4	2	3	1	1	5	9	4	17	13	21	19	24	32	32	30	1	218	100.00

TABLE: MIO-7(a):
Average Annual Age Specific, Crude (CR), Age Adjusted (AAR) (with Standard Error(SE)) and
Truncated (35-64 Yrs) (TR) Mortality Rate per 100,000 population: 2005-2006 - Males
Mizoram State - excl. Aizawl District

ICD-10	0-4	5-9	10-14	15-19	20-24	25-29	30-34	35-39	40-44	45-49	50-54	55-59	60-64	65-69	70-74	>75	CR	AAR	SE	TR
C00	-	-	-	-	-	-	-	-	-	-	-	-	-	-	-	-	-	-	-	-
C01-02	-	-	-	-	-	-	-	-	2.8	3.5	-	-	-	-	-	-	0.3	0.4	0.27	1.2
C03-06	-	-	-	-	-	-	-	-	-	-	4.0	-	8.1	-	-	-	0.3	0.5	0.38	1.7
C07-8	-	-	-	-	-	-	-	-	-	-	-	-	-	-	-	-	-	-	-	-
C09	-	-	-	-	-	-	-	-	-	-	4.0	-	-	-	-	-	0.2	0.2	0.20	0.6
C10	-	-	-	-	-	-	-	-	-	-	-	6.1	-	10.1	-	-	0.3	0.5	0.39	0.8
C11	-	-	-	-	-	-	-	-	-	-	4.0	6.1	8.1	-	-	-	0.5	0.8	0.45	2.5
C12-13	-	-	-	-	-	-	-	-	8.4	-	-	-	-	-	13.0	12.1	0.8	1.0	0.46	1.6
C14	-	-	-	-	-	-	-	-	2.8	7.0	7.9	6.1	-	-	13.0	24.1	1.4	2.0	0.66	4.0
C15	-	-	-	-	-	-	-	2.3	11.2	10.4	11.9	36.5	40.4	-	13.0	24.1	3.8	5.8	1.20	16.5
C16	-	2.5	-	-	-	-	-	4.5	13.9	31.3	19.8	73.0	105.1	91.2	65.0	144.7	11.2	18.3	2.18	35.8
C17	-	-	-	-	-	-	-	-	-	-	-	-	-	10.1	-	-	0.2	0.3	0.30	-
C18	-	-	-	-	-	-	-	-	-	-	-	-	-	-	-	-	-	-	-	-
C19-20	-	-	-	-	-	-	4.8	-	-	-	-	6.1	-	-	-	-	0.5	0.5	0.32	0.8
C21	-	-	-	-	-	-	-	-	-	-	-	-	-	-	13.0	-	0.2	0.3	0.26	-
C22	-	-	-	-	-	1.8	2.4	4.5	-	10.4	4.0	-	-	30.4	39.0	12.1	2.3	3.3	0.89	3.5
C23-24	-	-	-	-	-	-	-	-	-	-	-	-	8.1	-	-	-	0.2	0.3	0.32	1.0
C25	-	-	-	-	-	-	-	-	-	3.5	-	-	-	-	-	-	0.2	0.2	0.21	0.7
C30-31	-	-	-	-	-	-	-	-	-	-	-	6.1	-	-	-	-	0.2	0.2	0.24	0.8
C32	-	-	-	-	-	-	-	-	2.8	-	-	-	-	-	-	-	0.2	0.2	0.17	0.5
C33-34	-	-	-	-	-	-	4.8	4.5	2.8	7.0	19.8	67.0	64.7	60.8	78.1	96.5	7.7	12.7	1.82	22.9
C37-38	-	-	-	-	-	-	-	-	-	3.5	-	-	-	-	-	-	0.2	0.2	0.21	0.7
C40-41	-	-	-	-	-	-	-	-	-	-	-	-	8.1	-	-	-	0.2	0.3	0.32	1.0
C43	-	-	-	-	-	-	-	-	-	-	-	-	-	-	13.0	-	0.2	0.3	0.26	-
C44	-	-	-	-	-	-	-	-	-	-	-	-	-	10.1	-	-	0.2	0.3	0.30	-
C45	-	-	-	-	-	-	-	-	-	-	-	-	-	-	-	-	-	-	-	-
C46	-	-	-	-	-	-	-	-	-	-	-	-	-	-	-	-	-	-	-	-
C47+C49	-	-	-	-	-	-	-	2.8	-	4.0	6.1	-	-	-	13.0	-	0.6	0.9	0.44	2.0
C50	-	-	-	-	-	-	-	-	-	-	-	-	-	-	-	-	-	-	-	-
C60	-	-	-	-	-	-	-	-	-	-	-	-	8.1	-	13.0	12.1	0.5	0.8	0.48	1.0
C61	-	-	-	-	-	-	-	-	-	-	-	-	-	-	-	12.1	0.2	0.2	0.24	-
C62	-	-	-	-	-	-	-	-	-	-	-	-	-	-	-	-	-	-	-	-
C63	-	-	-	-	-	-	-	-	-	-	-	-	-	-	-	-	-	-	-	-
C64	2.7	-	-	-	-	-	-	-	-	-	-	-	-	-	-	-	0.3	0.3	0.23	-
C65	-	-	-	-	-	-	-	-	-	-	-	-	-	-	-	-	-	-	-	-
C66	-	-	-	-	-	-	-	-	-	-	-	-	-	-	-	-	-	-	-	-
C67	-	-	-	-	-	-	-	-	-	-	-	-	-	-	-	-	-	-	-	-
C68	-	-	-	-	-	-	-	-	-	-	-	-	-	-	-	-	-	-	-	-
C69	-	-	-	-	-	-	-	-	-	-	-	-	-	-	-	-	-	-	-	-
C70-72	-	-	-	-	-	-	-	5.6	3.5	4.0	-	-	8.1	-	-	-	0.8	1.1	0.49	3.4
C73	-	-	-	-	-	-	-	-	-	-	-	6.1	-	10.1	-	-	0.3	0.5	0.39	0.8
C74	-	-	-	-	-	-	-	-	-	-	-	-	-	-	-	-	-	-	-	-
C77	-	-	-	-	-	-	-	-	-	-	-	6.1	-	-	-	12.1	0.3	0.5	0.34	0.8
C78	-	-	-	-	-	-	-	-	-	-	-	-	-	-	-	-	-	-	-	-
C79	-	-	-	-	-	-	-	-	-	-	-	-	-	-	-	-	-	-	-	-
C81	-	-	-	-	-	-	-	2.8	-	-	-	-	-	-	-	-	0.2	0.2	0.17	0.5
C82-85,C96	-	-	-	-	-	-	-	-	-	-	-	-	-	-	-	-	-	-	-	-
C90	-	-	-	-	-	-	-	-	-	-	-	-	-	-	-	12.1	0.2	0.2	0.24	-
C91	-	-	2.4	-	-	-	-	-	-	-	-	-	8.1	-	-	-	0.5	0.5	0.36	1.0
C92-94	-	-	-	-	-	-	-	2.8	-	-	-	-	-	-	-	-	0.2	0.2	0.17	0.5
C95	1.3	1.2	-	-	3.1	-	-	-	-	-	-	-	8.1	-	-	12.1	0.9	1.1	0.48	1.0
O&U	5.3	-	1.2	-	-	1.8	2.4	13.5	19.5	17.4	31.7	73.0	48.5	152.1	52.0	156.7	12.7	19.3	2.18	30.6
All	9.3	3.7	3.6	-	3.1	3.6	14.4	29.3	78.1	97.5	115.0	298.3	323.3	375.1	325.2	530.5	48.1	74.5	4.31	138.4

TABLE: MIO-7(b):
Average Annual Age Specific, Crude (CR), Age Adjusted (AAR) (with Standard Error(SE)) and
Truncated (35-64 Yrs) (TR) Mortality Rate per 100,000 population: 2005-2006 - Females
Mizoram State - excl. Aizawl District

ICD-10	0-4	5-9	10-14	15-19	20-24	25-29	30-34	35-39	40-44	45-49	50-54	55-59	60-64	65-69	70-74	>75	CR	AAR	SE	TR
C00	-	-	-	-	-	-	-	-	-	-	-	-	-	-	-	-	-	-	-	-
C01-02	-	-	-	-	-	-	-	-	-	-	-	-	-	-	-	-	-	-	-	-
C03-06	-	-	-	-	-	-	-	-	-	-	-	14.4	-	-	-	-	0.3	0.6	0.41	1.9
C07-8	-	-	-	-	-	-	-	-	-	-	-	-	-	-	-	-	-	-	-	-
C09	-	-	-	-	-	-	-	-	-	-	-	-	-	-	-	-	-	-	-	-
C10	-	-	-	-	-	-	-	-	-	-	-	-	-	-	-	-	-	-	-	-
C11	-	-	-	-	-	-	-	-	-	-	-	7.2	-	10.8	-	-	0.3	0.6	0.43	0.9
C12-13	-	-	-	-	-	-	-	-	-	-	-	-	-	-	-	-	-	-	-	-
C14	-	-	-	-	-	-	-	-	-	-	4.6	-	-	10.8	13.8	-	0.5	0.8	0.48	0.7
C15	-	-	-	-	-	-	-	-	3.0	-	4.6	7.2	-	-	27.5	11.9	1.0	1.5	0.61	2.3
C16	-	-	-	-	-	-	-	-	3.0	3.8	27.8	28.7	43.2	118.9	124.0	59.4	6.8	11.9	1.86	15.1
C17	-	-	-	-	-	-	-	-	-	-	-	-	-	-	-	-	-	-	-	-
C18	-	-	-	-	-	-	-	5.1	-	-	-	-	-	-	-	-	0.3	0.3	0.22	1.0
C19-20	-	-	-	-	-	-	2.7	-	-	-	4.6	-	-	-	13.8	35.7	1.0	1.4	0.57	0.7
C21	-	-	-	-	-	-	-	-	-	-	-	-	-	-	-	-	-	-	-	-
C22	-	-	-	-	-	-	-	-	-	11.4	4.6	14.4	-	-	13.8	11.9	1.3	2.0	0.71	4.8
C23-24	-	-	-	-	-	-	-	-	3.0	-	4.6	7.2	-	10.8	-	-	0.7	1.0	0.52	2.3
C25	-	-	-	-	-	-	-	-	-	-	-	-	-	-	-	-	-	-	-	-
C30-31	-	-	-	-	-	-	-	-	-	-	-	-	-	-	-	-	-	-	-	-
C32	-	-	-	-	-	-	-	-	-	-	-	-	-	-	-	-	-	-	-	-
C33-34	-	-	-	-	-	2.0	2.7	-	8.9	-	18.5	21.5	86.4	86.5	82.6	83.2	7.0	12.0	1.87	18.6
C37-38	-	-	-	-	-	-	-	-	-	-	-	-	-	-	-	-	-	-	-	-
C40-41	-	-	-	1.5	-	-	-	-	-	-	-	-	-	-	-	-	0.2	0.1	0.13	-
C43	-	-	-	-	-	-	-	-	-	-	-	-	-	-	-	-	-	-	-	-
C44	-	-	-	-	-	-	2.7	-	-	-	-	-	-	-	-	-	0.2	0.2	0.16	-
C45	-	-	-	-	-	-	-	-	-	-	-	-	-	-	-	-	-	-	-	-
C46	-	-	-	-	-	-	-	-	-	-	-	-	-	-	-	-	-	-	-	-
C47+C49	-	-	-	-	-	2.0	2.7	-	-	-	-	-	8.6	10.8	-	-	0.7	1.0	0.53	1.1
C50	-	-	-	-	-	2.0	-	-	8.9	-	4.6	14.4	-	-	27.5	-	1.5	2.1	0.70	4.3
C51	-	-	-	-	-	-	-	-	-	-	-	-	-	-	-	-	-	-	-	-
C52	-	-	-	-	-	-	-	-	-	-	-	-	-	-	-	-	-	-	-	-
C53	-	-	-	-	-	-	2.7	5.1	6.0	15.2	4.6	-	-	21.6	27.5	-	2.3	3.2	0.87	5.8
C54	-	-	-	-	-	-	-	-	-	-	-	-	-	-	-	-	-	-	-	-
C55	-	-	-	-	-	-	-	-	-	-	-	-	-	-	-	-	-	-	-	-
C56	-	-	-	-	-	-	2.7	-	-	-	4.6	-	-	-	-	-	0.3	0.4	0.28	0.7
C57	-	-	-	-	-	-	-	-	-	-	-	-	-	-	-	-	-	-	-	-
C58	-	-	-	-	-	-	-	-	-	-	-	-	-	-	-	-	-	-	-	-
C64	1.4	-	-	-	-	-	-	-	3.0	-	-	-	-	-	-	-	0.3	0.3	0.24	0.6
C65	-	-	-	-	-	-	-	-	-	-	-	-	-	-	-	-	-	-	-	-
C66	-	-	-	-	-	-	-	-	-	-	-	-	-	-	-	-	-	-	-	-
C67	-	-	-	-	-	-	-	-	-	-	-	-	8.6	-	-	-	0.2	0.3	0.35	1.1
C68	-	-	-	-	-	-	-	-	-	-	-	-	-	-	-	-	-	-	-	-
C69	-	-	-	-	-	-	-	-	-	-	-	-	-	-	-	-	-	-	-	-
C70-72	-	-	-	-	-	-	-	-	-	-	-	-	-	-	-	-	-	-	-	-
C73	-	-	-	-	-	-	-	-	-	-	-	-	-	-	-	11.9	0.2	0.2	0.24	-
C74	-	-	-	-	-	-	-	-	-	-	-	-	-	-	-	-	-	-	-	-
C77	-	-	-	-	-	-	-	-	-	-	-	-	-	-	-	-	-	-	-	-
C78	-	-	-	-	-	-	-	-	-	-	-	-	-	-	-	-	-	-	-	-
C79	-	-	-	-	-	-	-	-	-	-	-	-	-	-	-	-	-	-	-	-
C81	-	-	-	-	-	-	-	-	-	-	-	-	-	-	-	-	-	-	-	-
C82-85,C96	-	-	-	-	-	-	-	-	-	-	-	-	-	-	-	11.9	0.2	0.2	0.24	-
C90	-	-	-	-	-	-	-	-	-	-	-	-	-	-	-	-	-	-	-	-
C91	-	-	-	-	-	-	-	-	-	-	-	-	-	-	-	-	-	-	-	-
C92-94	1.4	1.3	1.3	-	-	-	-	-	-	-	4.6	-	-	-	13.8	-	0.8	0.9	0.43	0.7
C95	2.8	1.3	-	-	1.6	-	2.7	-	-	-	-	-	-	-	-	-	0.8	0.8	0.34	-
O&U	-	-	2.6	-	-	4.0	5.4	-	14.9	19.0	9.3	21.5	60.5	75.7	96.4	130.8	8.8	13.5	1.90	18.6
All	5.5	2.6	3.8	1.5	1.6	10.0	24.3	10.2	50.7	49.5	97.4	136.3	207.3	346.0	440.8	356.7	35.5	55.4	3.86	81.4

TABLE: MIO-8(a): Cumulative Rate (Cu.Rate%) & Cumulative Risk (Cu.Risk) of Individual Sites (ICD-10) Based Age Specific Rates (from 0-64 Years and from 0-74 Years) : 2005-2006 - Males**Mizoram State - Excl. Aizawl District**

ICD-10	Site	0 - 64 Years		0 - 74 Years	
		Cu. Rate %	Cu. Risk	Cu. Rate%	Cu. Risk
C00	Lip	0.01	0.01	0.01	0.01
C01-02	Tongue	0.13	0.13	0.13	0.13
C03-06	Mouth	0.09	0.09	0.14	0.14
C07-8	SalivaryGland	-	-	-	-
C09	Tonsil	0.17	0.17	0.17	0.17
C10	Oth. Oropharynx	0.13	0.13	0.13	0.13
C11	Nasopharynx	0.45	0.45	0.71	0.70
C12-13	Hypopharynx	0.66	0.66	0.71	0.71
C14	Pharynx Unspecified	0.13	0.13	0.20	0.20
C15	Oesophagus	1.35	1.34	1.56	1.54
C16	Stomach	2.87	2.83	5.02	4.89
C17	Small Intestine	0.01	0.01	0.12	0.12
C18	Colon	0.04	0.04	0.17	0.17
C19-20	Rectum	0.11	0.11	0.27	0.27
C21	Anus & Anal Canal	-	-	0.07	0.07
C22	Liver	0.20	0.20	0.67	0.66
C23-24	Gallbladder etc.	0.10	0.10	0.17	0.17
C25	Pancreas	0.18	0.18	0.23	0.23
C30-31	Nose, Sinuses etc.	0.06	0.06	0.06	0.06
C32	Larynx	0.16	0.16	0.22	0.22
C33-34	Lung etc.	1.25	1.24	2.32	2.29
C37-38	Other Thoracic Organs	0.02	0.02	0.02	0.02
C40-41	Bone	0.01	0.01	0.01	0.01
C43	Melanoma of Skin	-	-	-	-
C44	Other Skin	0.03	0.03	0.15	0.15
C45	Mesothelioma	-	-	-	-
C46	Kaposi Sarcoma	-	-	-	-
C47+C49	Conn. & Soft Tissue	0.11	0.11	0.24	0.24
C50	Breast	-	-	0.07	0.07
C60	Penis	0.10	0.10	0.17	0.17
C61	Prostate	-	-	0.13	0.13
C62	Testis	0.02	0.02	0.02	0.02
C63	Other Male Genital	-	-	-	-
C64	Kidneyetc.	0.04	0.04	0.09	0.09
C65	Renal Pelvis	-	-	-	-
C66	Ureter	-	-	-	-
C67	Bladder	0.07	0.07	0.07	0.07
C68	Uns.UrinaryOrgans	-	-	-	-
C69	Eye	0.02	0.02	0.02	0.02
C70-72	Brain,Nervous System	0.11	0.11	0.11	0.11
C73	Thyroid	-	-	0.05	0.05
C74	Adrenal Gland	-	-	-	-
C77	Sec Lymph Nodes	0.04	0.04	0.04	0.04
C78	Sec Resp& Digestive	-	-	-	-
C79	Sec Others	-	-	-	-
C81	Hodgkins Disease	0.03	0.03	0.03	0.03
C82-85,C96	NHL	0.12	0.12	0.22	0.22
C90	Multiple Myeloma	0.02	0.02	0.02	0.02
C91	Lymphoid Leuk.	0.10	0.10	0.10	0.10
C92-94	Myeloid Leukaemia	0.10	0.10	0.10	0.10
C95	Leukaemia Uns	0.07	0.07	0.07	0.07
O&U	Other and Uns	1.21	1.20	2.35	2.32
	All Sites	10.33	9.81	17.12	15.73

TABLE: MIO-8(b): Cumulative Rate (Cu.Rate%) & Cumulative Risk (Cu.Risk) of Individual Sites (ICD-10) Based Age Specific Rates (from 0-64 Years and from 0-74 Years) : 2005-2006 - Females**Mizoram State - Excl. Aizawl District**

ICD-10	Site	0 - 64 Years		0 - 74 Years	
		Cu. Rate %	Cu. Risk	Cu. Rate%	Cu. Risk
C00	Lip	-	-	-	-
C01-02	Tongue	-	-	0.07	0.07
C03-06	Mouth	0.13	0.13	0.20	0.20
C07-8	SalivaryGland	-	-	0.14	0.14
C09	Tonsil	0.02	0.02	0.02	0.02
C10	Oth. Oropharynx	-	-	-	-
C11	Nasopharynx	0.16	0.16	0.30	0.30
C12-13	Hypopharynx	0.12	0.12	0.12	0.12
C14	Pharynx Unspecified	0.02	0.02	0.15	0.15
C15	Oesophagus	0.17	0.17	0.36	0.36
C16	Stomach	1.45	1.44	3.26	3.20
C17	Small Intestine	0.01	0.01	0.01	0.01
C18	Colon	0.12	0.12	0.12	0.12
C19-20	Rectum	0.17	0.17	0.47	0.47
C21	Anus & Anal Canal	0.01	0.01	0.01	0.01
C22	Liver	0.34	0.34	0.47	0.47
C23-24	Gallbladder etc.	0.10	0.10	0.15	0.15
C25	Pancreas	0.02	0.02	0.02	0.02
C30-31	Nose, Sinuses etc.	0.02	0.02	0.02	0.02
C32	Larynx	0.08	0.08	0.08	0.08
C33-34	Lung etc.	1.44	1.43	2.97	2.93
C37-38	Other Thoracic Organs	-	-	-	-
C40-41	Bone	0.01	0.01	0.01	0.01
C43	Melanoma of Skin	-	-	-	-
C44	Other Skin	0.09	0.09	0.14	0.14
C45	Mesothelioma	-	-	-	-
C46	Kaposi Sarcoma	-	-	-	-
C47+C49	Conn. & Soft Tissue	0.06	0.06	0.11	0.11
C50	Breast	0.76	0.76	1.37	1.36
C51	Vulva	0.03	0.03	0.03	0.03
C52	Vagina	-	-	-	-
C53	Cervix Uteri	1.00	0.99	1.36	1.35
C54	Corpus Uteri	0.05	0.05	0.05	0.05
C55	Uterus Unspecified	0.03	0.03	0.03	0.03
C56	Ovary etc.	0.09	0.09	0.20	0.20
C57	Other Female Genital	0.01	0.01	0.01	0.01
C58	Placenta	0.10	0.10	0.10	0.10
C64	Kidneyetc.	0.02	0.02	0.02	0.02
C65	Renal Pelvis	-	-	-	-
C66	Ureter	-	-	-	-
C67	Bladder	0.06	0.06	0.13	0.13
C68	Uns.UrinaryOrgans	-	-	-	-
C69	Eye	0.01	0.01	0.08	0.08
C70-72	Brain,Nervous System	-	-	0.05	0.05
C73	Thyroid	0.11	0.11	0.17	0.17
C74	Adrenal Gland	-	-	-	-
C77	Sec Lymph Nodes	0.05	0.05	0.05	0.05
C78	Sec Resp& Digestive	-	-	-	-
C79	Sec Others	-	-	-	-
C81	Hodgkins Disease	-	-	-	-
C82-85,C96	NHL	0.04	0.04	0.04	0.04
C90	Multiple Myeloma	-	-	-	-
C91	Lymphoid Leuk.	0.01	0.01	0.01	0.01
C92-94	Myeloid Leukaemia	0.06	0.06	0.18	0.18
C95	Leukaemia Uns	0.08	0.08	0.08	0.08
O&U	Other and Uns	1.02	1.02	2.06	2.04
	All Sites	8.12	7.80	15.27	14.16

POPULATION BASED CANCER REGISTRY, SIKKIM STATE Sir Thutob Namgyal Memorial Hospital, Gangtok

Dr. R.L. Sharma, Director cum Medical Superintendent

Dr. Yogesh Verma, Principal Investigator

Dr. Prakash Pradhan, Co-Principal Investigator.

The population based cancer registry was commenced in July 2003 with the main objective of assessing the magnitude and type of various cancers in Sikkim. The registry was started with the support of the Regional Medical Research Centre, Dibrugarh under the National Cancer Registry Programme, of the ICMR.

Sikkim is one of the North-Eastern States of India and is bordered by three international borders. China in the North, Nepal in the West and Bhutan in the East. The terrain of Sikkim is mountainous and the population sparse and scattered. The total population as per the 2001 census was 5,40,851/-Sikkim Population Based Cancer Registry covers the entire state of Sikkim with an area of 7,096 sq.km.

The registration of cancer cases is done by active registration. The sources of data collection include all the government hospitals, private clinics, the Sikkim Manipal Institute of Medical sciences, primary health centres and Birth and Death records office.

Sikkim does not have a dedicated cancer treatment centre and hence most of the patients diagnosed with cancer are sent out for treatment to Kolkata, New Delhi and Mumbai. The Government of Sikkim provides financial assistance to domicile and government employees of the state. Because of this unique referral system the registry staff is able to register cases from the referral system which maintains a single register for the whole state. Over a period of time most of the patients registered are interviewed to collect socio-demographic details. Information on clinical items such as stage of disease, treatment details, primary site of tumour (when not available) are obtained by the social Investigator from the patient when they return from the cancer treatment facilities.

Information on death is collected from the office of the Birth and Deaths located at Gangtok. However where the details like name, cause of death is not available, Social Investigator visits all the government hospitals and PHCs of the state to update the records. All the deaths in the state are compiled and matched with the incident data. Mortality data is also collected from obituary columns of different local newspapers and matched with incident cancer cases.

The registry enjoys good cooperation from all health care facilities in Sikkim with thirty seven sources of registration. To update our database and for the sake of completeness of core proforma the registry

writes to cancer hospitals with patient details for further information on identification of primary site, clinical extent of disease and treatment provided.

The staff of the cancer registry including the Principal Investigator have been trained in cancer case abstraction and coding.

Communication with certain cancer facilities in Mumbai (Tata Memorial Hospital), Kolkata (Cancer welfare Home) Delhi (Rajiv Gandhi cancer Hospital) Siliguri (North Bengal Oncology Centre) has been established and they have responded to our request. The information received from the cancer hospitals has helped us in updating our data as far as clinical extent of disease, primary site and treatment is concerned. This also gives an idea on the completeness of information as far as cases is concerned and gives information on the number of cases being missed. Fortunately the number of cases being missed is very negligible. However the cancer Registry in Sikkim is in its infancy and the registry staff is developing its own strategies which are specific to the state to ensure completeness.

Mortality information is fairly accurate as all deaths in the state is matched with the cancer mortality and information is extracted.

The quality of data over the previous years has improved as the registry is gaining in experience. Microscopic diagnosis of cases registered in the registry has improved from 53.8 % to 68.1% in males and 58.8% to 70.6% in Females.

ACKNOWLEDGEMENTS

Population Based Cancer Registry would like to acknowledge the support of the Department of Health Care, Human Service and Family Welfare, Government of Sikkim, Registrar of Birth and Deaths. All the doctors and staff of Sir Thutob Namgyal Memorial Hospital, all departments of Sikkim Manipal Institute of Medical Sciences, Tadong, Private clinics and Laboratories, Cancer Welfare Home, Kolkata, Tata Memorial Hospital, Mumbai and North Bengal Oncology Centre, Siliguri for their kind support in providing data.

Registry Staff (PBCR), Gangtok

Dr. Nirmal Kumar Gurung	:	Research officer
Mr. Saroj Deep Sapkota	:	Computer Programmer
Mr. Prakash Sundas	:	Social Investigator
Mr. Pranay Giri	:	Social Investigator

Figure SKM - 1

Population Pyramid showing Age Distribution: 2005-2006

Sikkim State

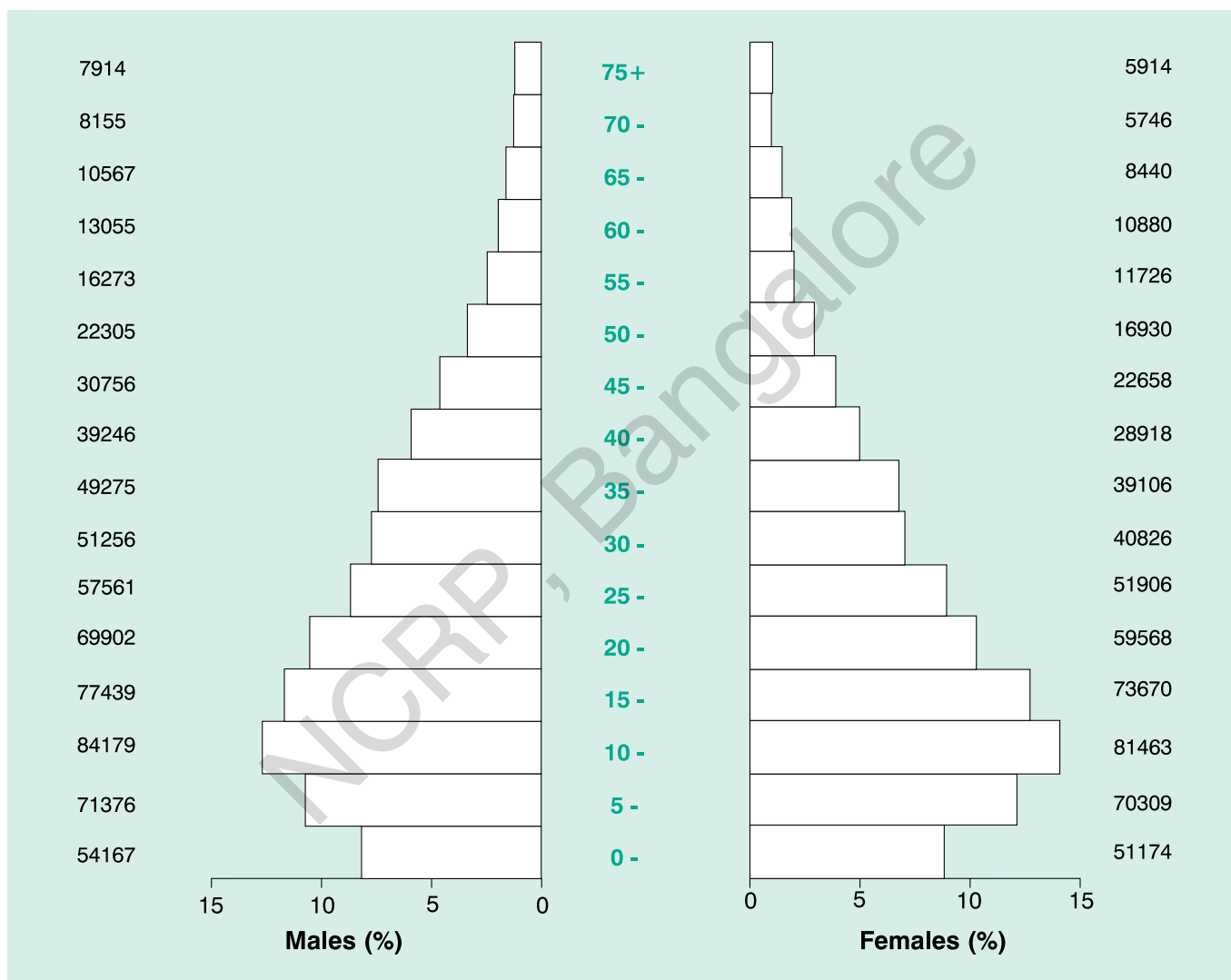


TABLE: SKM - 1**Population by Five Year Age Group and Gender: 2005-2006***Number and Relative Proportion (%)***Sikkim State**

Age Group	MALES		FEMALES		TOTAL	
	Number	%	Number	%	Number	%
0-4	54167	8.16	51174	8.83	105341	8.48
5-9	71376	10.76	70309	12.14	141686	11.40
10-14	84179	12.69	81463	14.06	165642	13.33
15-19	77439	11.67	73670	12.72	151109	12.16
20-24	69902	10.54	59568	10.28	129470	10.42
25-29	57561	8.68	51906	8.96	109468	8.81
30-34	51256	7.73	40826	7.05	92082	7.41
35-39	49275	7.43	39106	6.75	88381	7.11
40-44	39246	5.92	28918	4.99	68164	5.49
45-49	30756	4.64	22658	3.91	53414	4.30
50-54	22305	3.36	16930	2.92	39236	3.16
55-59	16273	2.45	11726	2.02	27999	2.25
60-64	13055	1.97	10880	1.88	23935	1.93
65-69	10567	1.59	8440	1.46	19008	1.53
70-74	8155	1.23	5746	0.99	13901	1.12
75+	7914	1.19	5914	1.02	13829	1.11
Total	663427	100.00	579235	100.00	1242663	100.00

TABLE : SKM- 2
Main Sources of Registration of Incident Cases of Cancer : 2005-2006
Sikkim State

Name of the Institution (Source Code)	Number	%
STNM Hospital, Gangtok (1)	482	63.01
Births and Deaths, Kazi Road, Gangtok (7)	87	11.37
District Hospital, Singtam (3)	78	10.20
Private Clinic (32)	37	4.84
District Hospital, Namchi (6)	28	3.66
District Hospital, Gyalshing (4)	7	0.92
Cancer Welfare Home, Thakurpukur (34)	3	0.39
Rinchenpong PHC (19)	2	0.26
TATA Memorial Hospital (37)	2	0.26
Others (999)	39	5.10
Total	765	100.00

The numbers and proportion listed are the minimum number of cases. Institutions could have registered / reported more cases, since duplicate registrations and non-resident/registry cases are not included.

**TABLE SKM-3 (a): Number of Incident Cancers by Five Year Age Group and Site (ICD-10):
2005-2006 – Males**

% = Relative Proportion of Cancers of All Sites.

Sikkim State

ICD-10	Site	0-4	5-9	10-14	15-19	20-24	25-29	30-34	35-39	40-44	45-49	50-54	55-59	60-64	65-69	70-74	75+	Unkn	Total	%
C00	Lip	-	-	-	-	-	-	-	-	-	-	-	1	-	2	1	-	-	4	0.99
C01-02	Tongue	-	-	-	-	-	-	-	-	-	-	-	3	-	1	5	-	-	9	2.23
C03-06	Mouth	-	-	-	-	-	-	-	-	-	1	-	-	4	3	2	1	1	12	2.97
C07-8	Salivary Gland	-	-	-	-	1	-	-	-	1	-	-	-	-	-	-	-	-	2	0.50
C09	Tonsil	-	-	-	-	-	-	-	-	-	-	-	1	-	2	-	-	-	3	0.74
C10	Oth. Oropharynx	-	-	-	-	-	-	-	-	-	-	-	-	-	1	-	-	-	1	0.25
C11	Nasopharynx	-	-	-	-	-	-	2	3	-	5	2	2	-	-	-	-	-	14	3.47
C12-13	Hypopharynx	-	-	-	-	-	-	-	-	1	3	1	3	2	2	5	2	-	19	4.70
C14	Pharynx Unspecified	-	-	-	-	-	-	-	-	-	-	-	1	1	1	1	1	-	5	1.24
C15	Oesophagus	-	-	-	-	-	-	-	2	2	2	4	6	6	6	7	5	-	40	9.90
C16	Stomach	-	-	-	1	-	-	2	-	-	1	5	10	8	4	12	8	-	51	12.62
C17	Small Intestine	-	-	-	-	1	-	-	-	-	-	-	-	1	-	-	-	-	2	0.50
C18	Colon	-	-	-	-	-	-	-	-	-	-	1	-	-	1	-	1	-	3	0.74
C19-20	Rectum	-	-	-	-	-	-	-	1	-	1	4	1	3	2	1	-	-	13	3.22
C21	Anus & Anal Canal	-	-	-	-	-	-	-	-	-	-	-	1	-	-	-	-	-	1	0.25
C22	Liver	-	-	1	-	1	1	-	1	1	4	-	2	2	8	6	9	-	36	8.91
C23-24	Gallbladder etc.	-	-	-	-	-	1	-	-	1	-	1	1	-	-	3	3	-	10	2.48
C25	Pancreas	-	-	-	-	-	-	-	-	-	1	1	2	-	1	-	2	-	7	1.73
C30-31	Nose, Sinuses etc.	-	-	-	-	-	1	-	-	-	-	1	-	-	-	-	-	-	2	0.50
C32	Larynx	-	-	-	-	-	-	1	-	-	2	2	-	6	5	2	2	-	20	4.95
C33-34	Lung etc.	-	-	-	-	-	-	-	-	-	3	1	4	3	3	6	9	-	29	7.18
C37-38	Other Thoracic Organs	-	-	-	-	-	-	-	-	-	-	-	-	-	-	-	-	-	-	-
C40-41	Bone	-	-	-	-	-	1	1	1	3	1	-	-	1	-	1	-	-	9	2.23
C43	Melanoma of Skin	-	-	-	-	-	-	-	-	-	-	-	-	-	-	-	-	-	-	-
C44	Other Skin	-	-	-	-	-	2	-	-	-	-	1	1	-	1	3	3	-	11	2.72
C45	Mesothelioma	-	-	-	-	-	-	-	-	-	-	-	-	-	-	-	-	-	-	-
C46	Kaposi Sarcoma	-	-	-	-	-	-	-	-	-	-	-	-	-	-	-	-	-	-	-
C47+C49	Conn. & Soft Tissue	-	-	-	-	-	1	-	-	-	1	-	-	-	1	-	-	-	3	0.74
C50	Breast	-	-	-	-	-	-	-	-	-	-	-	-	-	-	-	-	-	-	-
C60	Penis	-	-	-	-	-	-	-	2	-	-	3	-	1	-	-	-	-	6	1.49
C61	Prostate	-	-	-	-	-	-	-	-	-	-	-	1	-	1	1	-	-	3	0.74
C62	Testis	-	-	-	-	-	-	-	2	-	-	-	-	-	-	-	-	-	2	0.50
C63	Other Male Genital	-	-	-	-	-	-	-	-	-	-	-	-	-	-	-	-	-	-	-
C64	Kidney etc.	1	-	-	-	-	-	-	-	-	-	-	1	1	-	-	-	-	3	0.74
C65	Renal Pelvis	-	-	-	-	-	-	-	-	-	-	-	-	-	-	-	-	-	-	-
C66	Ureter	-	-	-	-	-	-	-	-	-	-	-	-	-	-	-	-	-	-	-
C67	Bladder	-	-	-	1	-	-	-	-	-	1	-	1	1	-	1	3	-	8	1.98
C68	Uns. Urinary Organs	-	-	-	-	-	-	-	-	-	-	-	-	-	-	-	-	-	-	-
C69	Eye	-	-	-	-	-	-	-	-	-	-	-	-	-	-	-	-	-	-	-
C70-72	Brain, Nervous System	-	2	-	-	-	1	1	2	1	-	1	1	1	1	-	-	-	11	2.72
C73	Thyroid	-	-	-	-	1	-	-	1	1	1	-	2	2	2	-	1	-	11	2.72
C74	Adrenal Gland	-	-	-	-	-	-	-	-	-	-	-	-	-	-	-	-	-	-	-
C77	Sec Lymph Nodes	-	-	-	-	-	-	-	-	-	-	-	-	-	-	-	-	-	-	-
C78	Sec Resp & Digestive	-	-	-	-	-	-	-	-	-	-	-	-	-	-	-	-	-	-	-
C79	Sec Others	-	-	-	-	-	-	-	-	-	-	-	-	-	-	-	-	-	-	-
C81	Hodgkins Disease	-	-	-	-	-	-	-	-	-	-	-	-	-	-	1	-	-	1	0.25
C82-85,C96	NHL	-	-	-	-	-	-	-	-	-	-	1	-	-	-	-	-	-	1	0.25
C90	Multiple Myeloma	-	1	-	-	-	-	-	-	-	-	-	-	-	1	-	-	-	2	0.50
C91	Lymphoid Leuk.	-	1	1	1	-	-	-	-	-	-	-	-	-	-	-	-	-	3	0.74
C92-94	Myeloid Leukaemia	-	-	1	-	-	-	-	-	1	-	-	-	1	-	1	-	-	4	0.99
C95	Leukaemia Uns	-	-	-	-	-	-	-	-	-	-	-	-	-	-	-	-	-	-	-
O&U	Other and Uns	-	-	-	-	1	1	-	-	2	5	4	2	8	7	7	6	-	43	10.64
	All Sites	1	4	3	3	5	9	7	15	14	32	33	47	52	56	66	56	1	404	100.00

**TABLE SKM-3 (b): Number of Incident Cancers by Five Year Age Group and Site (ICD-10):
2005-2006 – Females**

%= Relative Proportion of Cancers of All Sites.

Sikkim State

ICD-10	Site	0-4	5-9	10-14	15-19	20-24	25-29	30-34	35-39	40-44	45-49	50-54	55-59	60-64	65-69	70-74	75+	Unkn	Total	%
C00	Lip	-	-	-	-	-	-	-	-	-	-	-	1	-	-	-	-	-	1	0.28
C01-02	Tongue	-	-	-	-	-	-	-	-	-	1	-	2	3	1	1	-	-	8	2.22
C03-06	Mouth	-	-	-	-	-	-	-	1	-	-	2	-	2	-	1	-	-	6	1.66
C07-8	Salivary Gland	-	-	-	-	-	1	-	-	-	-	-	1	-	-	-	-	-	2	0.55
C09	Tonsil	-	-	-	-	-	-	-	-	-	1	-	-	5	-	1	-	-	7	1.94
C10	Oth. Oropharynx	-	-	-	-	-	-	-	-	-	-	-	-	-	-	-	1	-	1	0.28
C11	Nasopharynx	-	-	1	-	-	1	-	1	-	-	1	-	-	1	-	-	1	6	1.66
C12-13	Hypopharynx	-	-	-	-	-	-	-	-	-	-	1	-	1	-	-	1	-	3	0.83
C14	Pharynx Unspecified	-	-	-	-	-	-	-	-	-	-	-	1	-	-	-	-	-	1	0.28
C15	Oesophagus	-	-	-	-	-	-	-	1	1	1	5	2	4	6	1	3	-	24	6.65
C16	Stomach	-	-	-	-	-	-	1	-	1	1	1	4	3	3	2	7	-	23	6.37
C17	Small Intestine	-	-	-	-	-	-	-	-	-	-	-	-	-	-	-	-	-	-	-
C18	Colon	-	-	-	-	-	-	1	-	-	-	2	1	-	1	1	-	-	6	1.66
C19-20	Rectum	-	-	-	-	-	-	-	1	1	-	-	-	-	-	1	-	-	3	0.83
C21	Anus & Anal Canal	-	-	-	-	-	-	-	-	-	-	-	1	-	-	1	-	-	2	0.55
C22	Liver	-	-	-	-	-	-	-	2	-	2	5	3	4	1	2	2	-	21	5.82
C23-24	Gallbladder etc.	-	-	-	-	-	-	-	2	-	2	6	-	1	2	2	1	-	16	4.43
C25	Pancreas	-	-	-	-	-	-	-	1	-	1	-	-	1	-	-	-	-	3	0.83
C30-31	Nose, Sinuses etc.	-	-	-	-	-	-	-	-	-	-	1	-	-	-	-	2	-	3	0.83
C32	Larynx	-	-	-	-	-	-	-	-	-	2	2	2	2	1	1	1	-	11	3.05
C33-34	Lung etc.	-	-	-	-	1	-	-	-	2	1	3	3	1	6	6	7	-	30	8.31
C37-38	Other Thoracic Organs	-	-	-	-	-	-	-	-	-	-	-	-	-	-	-	-	-	-	-
C40-41	Bone	-	-	-	1	1	-	-	-	-	-	-	1	-	1	-	-	-	4	1.11
C43	Melanoma of Skin	-	-	-	-	-	-	-	-	-	-	-	-	-	-	-	-	-	-	-
C44	Other Skin	-	-	-	-	-	-	-	-	3	1	-	1	1	1	-	2	-	9	2.49
C45	Mesothelioma	-	-	-	-	-	-	-	-	-	-	-	-	-	-	-	-	-	-	-
C46	Kaposi Sarcoma	-	-	-	-	-	-	-	-	-	-	-	-	-	-	-	-	-	-	-
C47+C49	Conn. & Soft Tissue	-	-	-	-	1	-	-	-	-	-	-	-	1	-	-	-	-	2	0.55
C50	Breast	-	-	-	-	2	2	1	2	2	6	2	5	2	2	-	-	-	26	7.20
C51	Vulva	-	-	-	-	-	-	-	-	-	-	-	-	1	-	-	1	-	2	0.55
C52	Vagina	-	-	-	-	-	-	-	-	-	2	-	-	-	-	1	-	-	3	0.83
C53	Cervix Uteri	-	-	-	-	1	-	2	4	8	8	1	2	8	5	-	1	-	40	11.08
C54	Corpus Uteri	-	-	-	-	-	-	1	-	1	-	-	3	-	-	1	-	-	6	1.66
C55	Uterus Unspecified	-	-	-	-	-	-	-	-	-	-	1	-	1	-	-	-	-	2	0.55
C56	Ovary etc.	-	-	-	1	1	-	1	3	5	1	1	1	1	-	-	1	-	16	4.43
C57	Other Female Genital	-	-	-	-	-	-	-	-	-	-	-	-	-	-	-	-	-	-	-
C58	Placenta	-	-	-	-	-	-	1	-	-	-	-	-	-	-	-	-	-	1	0.28
C64	Kidney etc.	-	-	-	-	-	-	-	-	-	-	-	-	-	-	-	-	-	-	-
C65	Renal Pelvis	-	-	-	-	-	-	-	-	-	-	-	-	-	-	-	-	-	-	-
C66	Ureter	-	-	-	-	-	-	-	-	-	-	-	-	-	-	-	-	-	-	-
C67	Bladder	-	-	-	-	2	-	-	-	-	-	-	-	-	-	1	1	-	4	1.11
C68	Uns. Urinary Organs	-	-	-	-	-	-	-	-	-	-	-	-	1	-	-	-	-	1	0.28
C69	Eye	-	-	-	-	-	-	-	-	-	-	-	-	-	-	-	-	-	-	-
C70-72	Brain, Nervous System	-	1	1	-	-	-	-	-	-	2	1	1	1	1	3	-	-	11	3.05
C73	Thyroid	-	-	-	1	-	-	-	-	1	1	-	-	-	-	3	1	-	7	1.94
C74	Adrenal Gland	-	-	1	-	-	-	-	-	-	-	-	-	-	1	-	-	-	2	0.55
C77	Sec Lymph Nodes	-	-	-	-	-	-	-	-	-	-	-	-	-	-	-	1	-	1	0.28
C78	Sec Resp & Digestive	-	-	-	-	-	-	-	-	-	-	-	-	-	-	-	-	-	-	-
C79	Sec Others	-	-	-	-	-	-	-	-	-	-	-	-	-	-	-	-	-	-	-
C81	Hodgkins Disease	-	-	-	1	-	1	-	1	-	-	-	-	-	-	-	-	-	3	0.83
C82-85,C96	NHL	1	-	-	-	-	-	-	-	-	-	-	-	-	-	1	-	-	2	0.55
C90	Multiple Myeloma	-	-	-	-	-	-	-	-	-	-	-	-	-	1	-	-	-	1	0.28
C91	Lymphoid Leuk.	1	1	-	-	-	-	-	-	-	-	-	-	-	-	-	-	-	2	0.55
C92-94	Myeloid Leukaemia	-	-	1	-	1	1	-	2	-	1	-	-	-	-	-	-	-	6	1.66
C95	Leukaemia Uns	-	-	-	-	-	-	-	-	-	-	-	-	-	-	-	-	-	-	-
O&U	Other and Uns	1	-	1	-	1	1	1	1	3	2	4	3	1	5	6	3	-	33	9.14
	All Sites	3	2	5	4	11	7	9	22	28	36	39	38	45	39	36	36	1	361	100.00

TABLE: SKM-4(a):
Average Annual Age Specific, Crude (CR), Age Adjusted (AAR) (with Standard Error(SE)) and
Truncated (35-64 yrs) (TR) Incidence Rate per 100,000 population: 2005-2006 - Males
Sikkim State

ICD-10	0-4	5-9	10-14	15-19	20-24	25-29	30-34	35-39	40-44	45-49	50-54	55-59	60-64	65-69	70-74	>75	CR	AAR	SE	TR
C00	-	-	-	-	-	-	-	-	-	-	-	6.1	-	18.9	12.3	-	0.6	1.1	0.53	0.8
C01-02	-	-	-	-	-	-	-	-	-	-	-	18.4	-	9.5	61.3	-	1.4	2.2	0.75	2.4
C03-06	-	-	-	-	-	-	-	-	-	3.3	-	-	30.6	28.4	24.5	12.6	1.8	3.0	0.92	4.6
C07-8	-	-	-	-	1.4	-	-	-	2.5	-	-	-	-	-	-	-	0.3	0.3	0.19	0.5
C09	-	-	-	-	-	-	-	-	-	-	-	6.1	-	18.9	-	-	0.5	0.8	0.47	0.8
C10	-	-	-	-	-	-	-	-	-	-	-	-	-	9.5	-	-	0.2	0.3	0.28	-
C11	-	-	-	-	-	-	3.9	6.1	-	16.3	9.0	12.3	-	-	-	-	2.1	2.5	0.70	7.4
C12-13	-	-	-	-	-	-	-	-	2.5	9.8	4.5	18.4	15.3	18.9	61.3	25.3	2.9	4.6	1.07	7.5
C14	-	-	-	-	-	-	-	-	-	-	-	6.1	7.7	9.5	12.3	12.6	0.8	1.3	0.60	1.8
C15	-	-	-	-	-	-	-	4.1	5.1	6.5	17.9	36.9	46.0	56.8	85.9	63.2	6.0	9.8	1.58	16.6
C16	-	-	-	1.3	-	-	3.9	-	-	3.3	22.4	61.5	61.3	37.9	147.2	101.1	7.7	12.7	1.80	20.1
C17	-	-	-	-	1.4	-	-	-	-	-	-	-	7.7	-	-	-	0.3	0.4	0.33	1.0
C18	-	-	-	-	-	-	-	-	-	-	4.5	-	-	9.5	-	12.6	0.5	0.8	0.44	0.7
C19-20	-	-	-	-	-	-	-	2.0	-	3.3	17.9	6.1	23.0	18.9	12.3	-	2.0	3.2	0.90	7.7
C21	-	-	-	-	-	-	-	-	-	-	-	6.1	-	-	-	-	0.2	0.2	0.25	0.8
C22	-	-	1.2	-	1.4	1.7	-	2.0	2.5	13.0	-	12.3	15.3	75.7	73.6	113.8	5.4	8.5	1.46	7.0
C23-24	-	-	-	-	-	1.7	-	-	2.5	-	4.5	6.1	-	-	36.8	37.9	1.5	2.3	0.72	2.0
C25	-	-	-	-	-	-	-	-	-	3.3	4.5	12.3	-	9.5	-	25.3	1.1	1.7	0.65	2.9
C30-31	-	-	-	-	-	1.7	-	-	-	-	4.5	-	-	-	-	-	0.3	0.4	0.26	0.7
C32	-	-	-	-	-	-	2.0	-	-	6.5	9.0	-	46.0	47.3	24.5	25.3	3.0	5.2	1.19	8.6
C33-34	-	-	-	-	-	-	-	-	-	9.8	4.5	24.6	23.0	28.4	73.6	113.8	4.4	7.3	1.37	8.7
C37-38	-	-	-	-	-	-	-	-	-	-	-	-	-	-	-	-	-	-	-	-
C40-41	-	-	-	-	-	1.7	2.0	2.0	7.6	3.3	-	-	7.7	-	12.3	-	1.4	1.6	0.56	3.5
C43	-	-	-	-	-	-	-	-	-	-	-	-	-	-	-	-	-	-	-	-
C44	-	-	-	-	-	3.5	-	-	-	-	4.5	6.1	-	9.5	36.8	37.9	1.7	2.5	0.78	1.5
C45	-	-	-	-	-	-	-	-	-	-	-	-	-	-	-	-	-	-	-	-
C46	-	-	-	-	-	-	-	-	-	-	-	-	-	-	-	-	-	-	-	-
C47+C49	-	-	-	-	-	1.7	-	-	-	3.3	-	-	-	9.5	-	-	0.5	0.6	0.37	0.6
C50	-	-	-	-	-	-	-	-	-	-	-	-	-	-	-	-	-	-	-	-
C60	-	-	-	-	-	-	-	4.1	-	-	13.5	-	7.7	-	-	-	0.9	1.2	0.52	3.9
C61	-	-	-	-	-	-	-	-	-	-	-	6.1	-	9.5	12.3	-	0.5	0.8	0.45	0.8
C62	-	-	-	-	-	-	-	4.1	-	-	-	-	-	-	-	-	0.3	0.2	0.17	0.8
C63	-	-	-	-	-	-	-	-	-	-	-	-	-	-	-	-	-	-	-	-
C64	1.8	-	-	-	-	-	-	-	-	-	-	6.1	7.7	-	-	-	0.5	0.8	0.45	1.8
C65	-	-	-	-	-	-	-	-	-	-	-	-	-	-	-	-	-	-	-	-
C66	-	-	-	-	-	-	-	-	-	-	-	-	-	-	-	-	-	-	-	-
C67	-	-	-	1.3	-	-	-	-	-	3.3	-	6.1	7.7	-	12.3	37.9	1.2	1.9	0.68	2.4
C68	-	-	-	-	-	-	-	-	-	-	-	-	-	-	-	-	-	-	-	-
C69	-	-	-	-	-	-	-	-	-	-	-	-	-	-	-	-	-	-	-	-
C70-72	-	2.8	-	-	-	1.7	2.0	4.1	2.5	-	4.5	6.1	7.7	9.5	-	-	1.7	2.0	0.64	3.8
C73	-	-	-	-	1.4	-	-	2.0	2.5	3.3	-	12.3	15.3	18.9	-	12.6	1.7	2.5	0.79	5.1
C74	-	-	-	-	-	-	-	-	-	-	-	-	-	-	-	-	-	-	-	-
C77	-	-	-	-	-	-	-	-	-	-	-	-	-	-	-	-	-	-	-	-
C78	-	-	-	-	-	-	-	-	-	-	-	-	-	-	-	-	-	-	-	-
C79	-	-	-	-	-	-	-	-	-	-	-	-	-	-	-	-	-	-	-	-
C81	-	-	-	-	-	-	-	-	-	-	-	-	-	-	12.3	-	0.2	0.2	0.25	-
C82-85, C96	-	-	-	-	-	-	-	-	-	-	4.5	-	-	-	-	-	0.2	0.2	0.22	0.7
C90	-	1.4	-	-	-	-	-	-	-	-	-	-	-	9.5	-	-	0.3	0.4	0.32	-
C91	-	1.4	1.2	1.3	-	-	-	-	-	-	-	-	-	-	-	-	0.5	0.4	0.21	-
C92-94	-	-	1.2	-	-	-	-	-	2.5	-	-	-	7.7	-	12.3	-	0.6	0.8	0.43	1.5
C95	-	-	-	-	-	-	-	-	-	-	-	-	-	-	-	-	-	-	-	-
O&U	-	-	-	-	1.4	1.7	-	-	5.1	16.3	17.9	12.3	61.3	66.3	85.9	75.8	6.5	10.6	1.65	16.5
All	1.8	5.6	3.6	3.9	7.2	15.6	13.7	30.4	35.7	104.1	148.0	288.9	398.4	530.1	809.6	707.9	60.9	95.4	4.86	145.5

TABLE: SKM-4(b):
Average Annual Age Specific, Crude (CR), Age Adjusted (AAR) (with Standard Error(SE)) and
Truncated (35-64 yrs) (TR) Incidence Rate per 100,000 population: 2005-2006 - Females
Sikkim State

ICD-10	0-4	5-9	10-14	15-19	20-24	25-29	30-34	35-39	40-44	45-49	50-54	55-59	60-64	65-69	70-74	>75	CR	AAR	SE	TR
C00	-	-	-	-	-	-	-	-	-	-	-	8.5	-	-	-	-	0.2	0.3	0.34	1.1
C01-02	-	-	-	-	-	-	-	-	-	4.4	-	17.1	27.6	11.9	17.4	-	1.4	2.8	0.98	6.6
C03-06	-	-	-	-	-	-	-	2.6	-	-	11.8	-	18.4	-	17.4	-	1.0	1.8	0.77	4.8
C07-8	-	-	-	-	-	1.9	-	-	-	-	-	8.5	-	-	-	-	0.3	0.5	0.37	1.1
C09	-	-	-	-	-	-	-	-	-	4.4	-	-	46.0	-	17.4	-	1.2	2.5	0.93	6.8
C10	-	-	-	-	-	-	-	-	-	-	-	-	-	-	-	16.9	0.2	0.3	0.34	-
C11	-	-	1.2	-	-	1.9	-	2.6	-	-	5.9	-	-	11.9	-	-	1.0	1.1	0.52	1.4
C12-13	-	-	-	-	-	-	-	-	-	-	5.9	-	9.2	-	-	16.9	0.5	1.0	0.58	2.1
C14	-	-	-	-	-	-	-	-	-	-	-	8.5	-	-	-	-	0.2	0.3	0.34	1.1
C15	-	-	-	-	-	-	-	2.6	3.5	4.4	29.5	17.1	36.8	71.1	17.4	50.8	4.1	7.8	1.60	13.7
C16	-	-	-	-	-	-	2.4	-	3.5	4.4	5.9	34.1	27.6	35.6	34.8	118.4	4.0	7.5	1.59	10.4
C17	-	-	-	-	-	-	-	-	-	-	-	-	-	-	-	-	-	-	-	-
C18	-	-	-	-	-	-	2.4	-	-	-	11.8	8.5	-	11.9	17.4	-	1.0	1.8	0.75	3.0
C19-20	-	-	-	-	-	-	-	2.6	3.5	-	-	-	-	-	17.4	-	0.5	0.7	0.43	1.2
C21	-	-	-	-	-	-	-	-	-	-	-	8.5	-	-	17.4	-	0.3	0.7	0.49	1.1
C22	-	-	-	-	-	-	-	5.1	-	8.8	29.5	25.6	36.8	11.9	34.8	33.8	3.6	6.5	1.45	15.5
C23-24	-	-	-	-	-	-	-	5.1	-	8.8	35.4	-	9.2	23.7	34.8	16.9	2.8	4.7	1.21	9.6
C25	-	-	-	-	-	-	-	2.6	-	4.4	-	-	9.2	-	-	-	0.5	0.8	0.48	2.5
C30-31	-	-	-	-	-	-	-	-	-	-	5.9	-	-	-	-	33.8	0.5	1.0	0.56	1.0
C32	-	-	-	-	-	-	-	-	-	8.8	11.8	17.1	18.4	11.9	17.4	16.9	1.9	3.6	1.09	8.2
C33-34	-	-	-	-	1.7	-	-	-	6.9	4.4	17.7	25.6	9.2	71.1	104.5	118.4	5.2	9.7	1.79	9.5
C37-38	-	-	-	-	-	-	-	-	-	-	-	-	-	-	-	-	-	-	-	-
C40-41	-	-	-	1.4	1.7	-	-	-	-	-	-	8.5	-	11.9	-	-	0.7	1.0	0.53	1.1
C43	-	-	-	-	-	-	-	-	-	-	-	-	-	-	-	-	-	-	-	-
C44	-	-	-	-	-	-	-	-	10.4	4.4	-	8.5	9.2	11.9	-	33.8	1.6	2.6	0.90	5.2
C45	-	-	-	-	-	-	-	-	-	-	-	-	-	-	-	-	-	-	-	-
C46	-	-	-	-	-	-	-	-	-	-	-	-	-	-	-	-	-	-	-	-
C47+C49	-	-	-	-	1.7	-	-	-	-	-	-	-	9.2	-	-	-	0.3	0.5	0.39	1.2
C50	-	-	-	-	3.4	3.9	2.4	5.1	6.9	26.5	11.8	42.7	18.4	23.7	-	-	4.5	6.8	1.39	17.2
C51	-	-	-	-	-	-	-	-	-	-	-	-	9.2	-	-	16.9	0.3	0.7	0.50	1.2
C52	-	-	-	-	-	-	-	-	-	8.8	-	-	-	-	17.4	-	0.5	0.9	0.51	1.7
C53	-	-	-	-	1.7	-	4.9	10.2	27.7	35.3	5.9	17.1	73.6	59.3	-	16.9	6.9	10.9	1.79	26.8
C54	-	-	-	-	-	-	2.4	-	3.5	-	-	25.6	-	-	17.4	-	1.0	1.7	0.73	4.0
C55	-	-	-	-	-	-	-	-	-	-	5.9	-	9.2	-	-	-	0.3	0.7	0.47	2.1
C56	-	-	-	1.4	1.7	-	2.4	7.7	17.3	4.4	5.9	8.5	9.2	-	-	16.9	2.8	3.5	0.93	8.9
C57	-	-	-	-	-	-	-	-	-	-	-	-	-	-	-	-	-	-	-	-
C58	-	-	-	-	-	-	2.4	-	-	-	-	-	-	-	-	-	0.2	0.1	0.15	-
C64	-	-	-	-	-	-	-	-	-	-	-	-	-	-	-	-	-	-	-	-
C65	-	-	-	-	-	-	-	-	-	-	-	-	-	-	-	-	-	-	-	-
C66	-	-	-	-	-	-	-	-	-	-	-	-	-	-	-	-	-	-	-	-
C67	-	-	-	-	3.4	-	-	-	-	-	-	-	-	-	17.4	16.9	0.7	1.0	0.52	-
C68	-	-	-	-	-	-	-	-	-	-	-	-	9.2	-	-	-	0.2	0.4	0.37	1.2
C69	-	-	-	-	-	-	-	-	-	-	-	-	-	-	-	-	-	-	-	-
C70-72	-	1.4	1.2	-	-	-	-	-	-	8.8	5.9	8.5	9.2	11.9	52.2	-	1.9	3.2	1.00	4.9
C73	-	-	-	1.4	-	-	-	-	3.5	4.4	-	-	-	-	52.2	16.9	1.2	2.0	0.78	1.5
C74	-	-	1.2	-	-	-	-	-	-	-	-	-	-	11.9	-	-	0.3	0.5	0.37	-
C77	-	-	-	-	-	-	-	-	-	-	-	-	-	-	-	16.9	0.2	0.3	0.34	-
C78	-	-	-	-	-	-	-	-	-	-	-	-	-	-	-	-	-	-	-	-
C79	-	-	-	-	-	-	-	-	-	-	-	-	-	-	-	-	-	-	-	-
C81	-	-	-	1.4	-	1.9	-	2.6	-	-	-	-	-	-	-	-	0.5	0.4	0.25	0.5
C82-85, C96	2.0	-	-	-	-	-	-	-	-	-	-	-	-	-	17.4	-	0.3	0.6	0.42	-
C90	-	-	-	-	-	-	-	-	-	-	-	-	-	11.9	-	-	0.2	0.4	0.36	-
C91	2.0	1.4	-	-	-	-	-	-	-	-	-	-	-	-	-	-	0.3	0.4	0.27	-
C92-94	-	-	1.2	-	1.7	1.9	-	5.1	-	4.4	-	-	-	-	-	-	1.0	1.0	0.41	1.8
C95	-	-	-	-	-	-	-	-	-	-	-	-	-	-	-	-	-	-	-	-
O&U	2.0	-	1.2	-	1.7	1.9	2.4	2.6	10.4	8.8	23.6	25.6	9.2	59.3	104.5	50.8	5.7	9.5	1.72	12.5
All	5.9	2.8	6.1	5.4	18.5	13.5	22.0	56.3	96.8	158.9	230.4	324.2	413.9	462.3	627.0	609.0	62.3	104.3	5.69	192.8

**TABLE: SKM-5(a): Number (#) and Proportion (%) of Cancers by Site (ICD-10) and Method of Diagnosis: 2005-2006 - Males
Sikkim State**

ICD-10	Site	Microscopic		X-Ray / imaging		Clinical		Others		D.C.O		Total	
		#	%	#	%	#	%	#	%	#	%	#	%
C00	Lip	4	100.0	-	-	-	-	-	-	-	-	4	100.0
C01-02	Tongue	7	77.8	-	-	1	11.1	1	11.1	-	-	9	100.0
C03-06	Mouth	10	83.3	-	-	1	8.3	-	-	1	8.3	12	100.0
C07-8	Salivary Gland	2	100.0	-	-	-	-	-	-	-	-	2	100.0
C09	Tonsil	3	100.0	-	-	-	-	-	-	-	-	3	100.0
C10	Oth. Oropharynx	1	100.0	-	-	-	-	-	-	-	-	1	100.0
C11	Nasopharynx	13	92.9	-	-	-	-	1	7.1	-	-	14	100.0
C12-13	Hypopharynx	19	100.0	-	-	-	-	-	-	-	-	19	100.0
C14	Pharynx Unspecified	1	20.0	-	-	-	-	-	-	4	80.0	5	100.0
C15	Oesophagus	36	90.0	-	-	-	-	-	-	4	10.0	40	100.0
C16	Stomach	43	84.3	2	3.9	-	-	1	2.0	5	9.8	51	100.0
C17	Small Intestine	-	-	-	-	-	-	1	50.0	1	50.0	2	100.0
C18	Colon	3	100.0	-	-	-	-	-	-	-	-	3	100.0
C19-20	Rectum	8	61.5	-	-	3	23.1	1	7.7	1	7.7	13	100.0
C21	Anus & Anal Canal	-	-	-	-	1	100.0	-	-	-	-	1	100.0
C22	Liver	27	75.0	5	13.9	-	-	2	5.6	2	5.6	36	100.0
C23-24	Gallbladder etc.	5	50.0	1	10.0	-	-	1	10.0	3	30.0	10	100.0
C25	Pancreas	2	28.6	3	42.9	-	-	2	28.6	-	-	7	100.0
C30-31	Nose, Sinuses etc.	1	50.0	-	-	-	-	1	50.0	-	-	2	100.0
C32	Larynx	13	65.0	-	-	1	5.0	1	5.0	5	25.0	20	100.0
C33-34	Lung etc.	13	44.8	5	17.2	1	3.4	5	17.2	5	17.2	29	100.0
C37-38	Other Thoracic Organs	-	-	-	-	-	-	-	-	-	-	-	-
C40-41	Bone	7	77.8	1	11.1	1	11.1	-	-	-	-	9	100.0
C43	Melanoma of Skin	-	-	-	-	-	-	-	-	-	-	-	-
C44	Other Skin	9	81.8	-	-	1	9.1	1	9.1	-	-	11	100.0
C45	Mesothelioma	-	-	-	-	-	-	-	-	-	-	-	-
C46	Kaposi Sarcoma	-	-	-	-	-	-	-	-	-	-	-	-
C47+C49	Conn. & Soft Tissue	3	100.0	-	-	-	-	-	-	-	-	3	100.0
C50	Breast	-	-	-	-	-	-	-	-	-	-	-	-
C60	Penis	6	100.0	-	-	-	-	-	-	-	-	6	100.0
C61	Prostate	1	33.3	-	-	1	33.3	1	33.3	-	-	3	100.0
C62	Testis	1	50.0	-	-	1	50.0	-	-	-	-	2	100.0
C63	Other Male Genital	-	-	-	-	-	-	-	-	-	-	-	-
C64	Kidney etc.	2	66.7	-	-	-	-	1	33.3	-	-	3	100.0
C65	Renal Pelvis	-	-	-	-	-	-	-	-	-	-	-	-
C66	Ureter	-	-	-	-	-	-	-	-	-	-	-	-
C67	Bladder	6	75.0	2	25.0	-	-	-	-	-	-	8	100.0
C68	Uns.Urinary Organs	-	-	-	-	-	-	-	-	-	-	-	-
C69	Eye	-	-	-	-	-	-	-	-	-	-	-	-
C70-72	Brain, Nervous System	-	-	2	18.2	1	9.1	8	72.7	-	-	11	100.0
C73	Thyroid	10	90.9	-	-	-	-	-	-	1	9.1	11	100.0
C74	Adrenal Gland	-	-	-	-	-	-	-	-	-	-	-	-
C77	Sec Lymph Nodes	-	-	-	-	-	-	-	-	-	-	-	-
C78	Sec Resp & Digestive	-	-	-	-	-	-	-	-	-	-	-	-
C79	Sec Others	-	-	-	-	-	-	-	-	-	-	-	-
C81	Hodgkins Disease	1	100.0	-	-	-	-	-	-	-	-	1	100.0
C82-85,C96	NHL	1	100.0	-	-	-	-	-	-	-	-	1	100.0
C90	Multiple Myeloma	2	100.0	-	-	-	-	-	-	-	-	2	100.0
C91	Lymphoid Leuk.	3	100.0	-	-	-	-	-	-	-	-	3	100.0
C92-94	Myeloid Leukaemia	3	75.0	-	-	-	-	-	-	1	25.0	4	100.0
C95	Leukaemia Uns	-	-	-	-	-	-	-	-	-	-	-	-
O&U	Other and Uns	9	20.9	9	20.9	1	2.3	6	14.0	18	41.9	43	100.0
	All Sites	275	68.1	30	7.4	14	3.5	34	8.4	51	12.6	404	100.0

**TABLE: SKM-5(b): Number (#) and Proportion (%) of Cancers by Site (ICD-10) and Method of Diagnosis : 2005-2006 - Females
Sikkim State**

ICD-10	Site	Microscopic		X-Ray / imaging		Clinical		Others		D.C.O		Total	
		#	%	#	%	#	%	#	%	#	%	#	%
C00	Lip	1	100.0	-	-	-	-	-	-	-	-	1	100.0
C01-02	Tongue	6	75.0	-	-	-	-	-	-	2	25.0	8	100.0
C03-06	Mouth	5	83.3	-	-	1	16.7	-	-	-	-	6	100.0
C07-8	Salivary Gland	2	100.0	-	-	-	-	-	-	-	-	2	100.0
C09	Tonsil	7	100.0	-	-	-	-	-	-	-	-	7	100.0
C10	Oth. Oropharynx	1	100.0	-	-	-	-	-	-	-	-	1	100.0
C11	Nasopharynx	6	100.0	-	-	-	-	-	-	-	-	6	100.0
C12-13	Hypopharynx	3	100.0	-	-	-	-	-	-	-	-	3	100.0
C14	Pharynx Unspecified	-	-	-	-	-	-	-	-	1	100.0	1	100.0
C15	Oesophagus	24	100.0	-	-	-	-	-	-	-	-	24	100.0
C16	Stomach	16	69.6	-	-	-	-	2	8.7	5	21.7	23	100.0
C17	Small Intestine	-	-	-	-	-	-	-	-	-	-	-	-
C18	Colon	5	83.3	-	-	-	-	1	16.7	-	-	6	100.0
C19-20	Rectum	3	100.0	-	-	-	-	-	-	-	-	3	100.0
C21	Anus & Anal Canal	2	100.0	-	-	-	-	-	-	-	-	2	100.0
C22	Liver	6	28.6	6	28.6	-	-	3	14.3	6	28.6	21	100.0
C23-24	Gallbladder etc.	9	56.3	3	18.8	1	6.3	3	18.8	-	-	16	100.0
C25	Pancreas	2	66.7	-	-	-	-	1	33.3	-	-	3	100.0
C30-31	Nose, Sinuses etc.	2	66.7	1	33.3	-	-	-	-	-	-	3	100.0
C32	Larynx	9	81.8	-	-	-	-	-	-	2	18.2	11	100.0
C33-34	Lung etc.	15	50.0	10	33.3	2	6.7	2	6.7	1	3.3	30	100.0
C37-38	Other Thoracic Organs	-	-	-	-	-	-	-	-	-	-	-	-
C40-41	Bone	2	50.0	1	25.0	-	-	1	25.0	-	-	4	100.0
C43	Melanoma of Skin	-	-	-	-	-	-	-	-	-	-	-	-
C44	Other Skin	8	88.9	-	-	1	11.1	-	-	-	-	9	100.0
C45	Mesothelioma	-	-	-	-	-	-	-	-	-	-	-	-
C46	Kaposi Sarcoma	-	-	-	-	-	-	-	-	-	-	-	-
C47+C49	Conn. & Soft Tissue	2	100.0	-	-	-	-	-	-	-	-	2	100.0
C50	Breast	23	88.5	-	-	-	-	-	-	3	11.5	26	100.0
C51	Vulva	2	100.0	-	-	-	-	-	-	-	-	2	100.0
C52	Vagina	1	33.3	-	-	2	66.7	-	-	-	-	3	100.0
C53	Cervix Uteri	37	92.5	-	-	3	7.5	-	-	-	-	40	100.0
C54	Corpus Uteri	5	83.3	1	16.7	-	-	-	-	-	-	6	100.0
C55	Uterus Unspecified	1	50.0	-	-	-	-	-	-	1	50.0	2	100.0
C56	Ovary etc.	10	62.5	3	18.8	1	6.3	2	12.5	-	-	16	100.0
C57	Other Female Genital	-	-	-	-	-	-	-	-	-	-	-	-
C58	Placenta	-	-	-	-	-	-	1	100.0	-	-	1	100.0
C64	Kidney etc.	-	-	-	-	-	-	-	-	-	-	-	-
C65	Renal Pelvis	-	-	-	-	-	-	-	-	-	-	-	-
C66	Ureter	-	-	-	-	-	-	-	-	-	-	-	-
C67	Bladder	2	50.0	1	25.0	-	-	1	25.0	-	-	4	100.0
C68	Uns.Urinary Organs	1	100.0	-	-	-	-	-	-	-	-	1	100.0
C69	Eye	-	-	-	-	-	-	-	-	-	-	-	-
C70-72	Brain, Nervous System	3	27.3	3	27.3	-	-	3	27.3	2	18.2	11	100.0
C73	Thyroid	7	100.0	-	-	-	-	-	-	-	-	7	100.0
C74	Adrenal Gland	1	50.0	1	50.0	-	-	-	-	-	-	2	100.0
C77	Sec Lymph Nodes	-	-	-	-	-	-	1	100.0	-	-	1	100.0
C78	Sec Resp & Digestive	-	-	-	-	-	-	-	-	-	-	-	-
C79	Sec Others	-	-	-	-	-	-	-	-	-	-	-	-
C81	Hodgkins Disease	3	100.0	-	-	-	-	-	-	-	-	3	100.0
C82-85,C96	NHL	2	100.0	-	-	-	-	-	-	-	-	2	100.0
C90	Multiple Myeloma	-	-	1	100.0	-	-	-	-	-	-	1	100.0
C91	Lymphoid Leuk.	2	100.0	-	-	-	-	-	-	-	-	2	100.0
C92-94	Myeloid Leukaemia	5	83.3	-	-	-	-	-	-	1	16.7	6	100.0
C95	Leukaemia Uns	-	-	-	-	-	-	-	-	-	-	-	-
O&U	Other and Uns	14	42.4	4	12.1	-	-	5	15.2	10	30.3	33	100.0
	All Sites	255	70.6	35	9.7	11	3.0	26	7.2	34	9.4	361	100.0

TABLE: SKM-6(a): Number (#) and Proportion (%) of Cancers by Site (ICD-10) and Detailed Microscopic Diagnosis, 2005-2006 - Males : Sikkim State

ICD-10	Site	Pri. Hist		Sec. Hist		Cytology		Blood Film		Bone Marrow		Others		Total	
		#	%	#	%	#	%	#	%	#	%	#	%	#	%
C00	Lip	4	100.0	-	-	-	-	-	-	-	-	-	-	4	100.0
C01-02	Tongue	5	55.6	-	-	2	22.2	-	-	-	-	2	22.2	9	100.0
C03-06	Mouth	9	75.0	-	-	1	8.3	-	-	-	-	2	16.7	12	100.0
C07-8	Salivary Gland	-	-	-	-	2	100.0	-	-	-	-	-	-	2	100.0
C09	Tonsil	3	100.0	-	-	-	-	-	-	-	-	-	-	3	100.0
C10	Oth. Oropharynx	-	-	-	-	1	100.0	-	-	-	-	-	-	1	100.0
C11	Nasopharynx	11	78.6	-	-	2	14.3	-	-	-	-	1	7.1	14	100.0
C12-13	Hypopharynx	16	84.2	-	-	3	15.8	-	-	-	-	-	-	19	100.0
C14	Pharynx Unspecified	1	20.0	-	-	-	-	-	-	-	-	4	80.0	5	100.0
C15	Oesophagus	36	90.0	-	-	-	-	-	-	-	-	4	10.0	40	100.0
C16	Stomach	40	78.4	-	-	3	5.9	-	-	-	-	8	15.7	51	100.0
C17	Small Intestine	-	-	-	-	-	-	-	-	-	-	2	100.0	2	100.0
C18	Colon	3	100.0	-	-	-	-	-	-	-	-	-	-	3	100.0
C19-20	Rectum	7	53.8	-	-	1	7.7	-	-	-	-	5	38.5	13	100.0
C21	Anus & Anal Canal	-	-	-	-	-	-	-	-	-	-	1	100.0	1	100.0
C22	Liver	1	2.8	-	-	26	72.2	-	-	-	-	9	25.0	36	100.0
C23-24	Gallbladder etc.	4	40.0	-	-	1	10.0	-	-	-	-	5	50.0	10	100.0
C25	Pancreas	-	-	-	-	2	28.6	-	-	-	-	5	71.4	7	100.0
C30-31	Nose, Sinuses etc.	-	-	-	-	1	50.0	-	-	-	-	1	50.0	2	100.0
C32	Larynx	12	60.0	-	-	1	5.0	-	-	-	-	7	35.0	20	100.0
C33-34	Lung etc.	8	27.6	1	3.4	4	13.8	-	-	-	-	16	55.2	29	100.0
C37-38	Other Thoracic Organs	-	-	-	-	-	-	-	-	-	-	-	-	-	-
C40-41	Bone	4	44.4	-	-	3	33.3	-	-	-	-	2	22.2	9	100.0
C43	Melanoma of Skin	-	-	-	-	-	-	-	-	-	-	-	-	-	-
C44	Other Skin	7	63.6	-	-	2	18.2	-	-	-	-	2	18.2	11	100.0
C45	Mesothelioma	-	-	-	-	-	-	-	-	-	-	-	-	-	-
C46	Kaposi Sarcoma	-	-	-	-	-	-	-	-	-	-	-	-	-	-
C47+C49	Conn. & Soft Tissue	2	66.7	-	-	1	33.3	-	-	-	-	-	-	3	100.0
C50	Breast	-	-	-	-	-	-	-	-	-	-	-	-	-	-
C60	Penis	6	100.0	-	-	-	-	-	-	-	-	-	-	6	100.0
C61	Prostate	-	-	-	-	1	33.3	-	-	-	-	2	66.7	3	100.0
C62	Testis	1	50.0	-	-	-	-	-	-	-	-	1	50.0	2	100.0
C63	Other Male Genital	-	-	-	-	-	-	-	-	-	-	-	-	-	-
C64	Kidney etc.	1	33.3	-	-	-	-	-	-	1	33.3	1	33.3	3	100.0
C65	Renal Pelvis	-	-	-	-	-	-	-	-	-	-	-	-	-	-
C66	Ureter	-	-	-	-	-	-	-	-	-	-	-	-	-	-
C67	Bladder	6	75.0	-	-	-	-	-	-	-	-	2	25.0	8	100.0
C68	Uns. Urinary Organs	-	-	-	-	-	-	-	-	-	-	-	-	-	-
C69	Eye	-	-	-	-	-	-	-	-	-	-	-	-	-	-
C70-72	Brain, Nervous System	-	-	-	-	-	-	-	-	-	-	11	100.0	11	100.0
C73	Thyroid	3	27.3	-	-	7	63.6	-	-	-	-	1	9.1	11	100.0
C74	Adrenal Gland	-	-	-	-	-	-	-	-	-	-	-	-	-	-
C77	Sec Lymph Nodes	-	-	-	-	-	-	-	-	-	-	-	-	-	-
C78	Sec Resp & Digestive	-	-	-	-	-	-	-	-	-	-	-	-	-	-
C79	Sec Others	-	-	-	-	-	-	-	-	-	-	-	-	-	-
C81	Hodgkins Disease	-	-	-	-	1	100.0	-	-	-	-	-	-	1	100.0
C82-85,C96	NHL	-	-	-	-	1	100.0	-	-	-	-	-	-	1	100.0
C90	Multiple Myeloma	-	-	-	-	-	-	2	100.0	-	-	-	-	2	100.0
C91	Lymphoid Leuk.	-	-	-	-	-	-	2	66.7	1	33.3	-	-	3	100.0
C92-94	Myeloid Leukaemia	-	-	-	-	-	-	3	75.0	-	-	1	25.0	4	100.0
C95	Leukaemia Uns	-	-	-	-	-	-	-	-	-	-	-	-	-	-
O&U	Other and Uns	-	-	1	2.3	8	18.6	-	-	-	-	34	79.1	43	100.0
	All Sites	190	47.0	2	0.5	74	18.3	7	1.7	2	0.5	129	31.9	404	100.0

TABLE: SKM-6(b): Number (#) and Proportion (%) of Cancers by Site (ICD-10) and Detailed Microscopic Diagnosis, 2005-2006 - Females : Sikkim State

ICD-10	Site	Pri. Hist		Sec. Hist		Cytology		Blood Film		Bone Marrow		Others		Total	
		#	%	#	%	#	%	#	%	#	%	#	%	#	%
C00	Lip	1	100.0	-	-	-	-	-	-	-	-	-	-	1	100.0
C01-02	Tongue	5	62.5	-	-	1	12.5	-	-	-	-	2	25.0	8	100.0
C03-06	Mouth	5	83.3	-	-	-	-	-	-	-	-	1	16.7	6	100.0
C07-8	Salivary Gland	1	50.0	-	-	1	50.0	-	-	-	-	-	-	2	100.0
C09	Tonsil	6	85.7	-	-	1	14.3	-	-	-	-	-	-	7	100.0
C10	Oth. Oropharynx	1	100.0	-	-	-	-	-	-	-	-	-	-	1	100.0
C11	Nasopharynx	4	66.7	-	-	2	33.3	-	-	-	-	-	-	6	100.0
C12-13	Hypopharynx	2	66.7	-	-	1	33.3	-	-	-	-	-	-	3	100.0
C14	Pharynx Unspecified	-	-	-	-	-	-	-	-	-	-	1	100.0	1	100.0
C15	Oesophagus	24	100.0	-	-	-	-	-	-	-	-	-	-	24	100.0
C16	Stomach	16	69.6	-	-	-	-	-	-	-	-	7	30.4	23	100.0
C17	Small Intestine	-	-	-	-	-	-	-	-	-	-	-	-	-	-
C18	Colon	4	66.7	-	-	1	16.7	-	-	-	-	1	16.7	6	100.0
C19-20	Rectum	3	100.0	-	-	-	-	-	-	-	-	-	-	3	100.0
C21	Anus & Anal Canal	2	100.0	-	-	-	-	-	-	-	-	-	-	2	100.0
C22	Liver	-	-	-	-	6	28.6	-	-	-	-	15	71.4	21	100.0
C23-24	Gallbladder etc.	5	31.3	-	-	4	25.0	-	-	-	-	7	43.8	16	100.0
C25	Pancreas	2	66.7	-	-	-	-	-	-	-	-	1	33.3	3	100.0
C30-31	Nose, Sinuses etc.	1	33.3	-	-	1	33.3	-	-	-	-	1	33.3	3	100.0
C32	Larynx	8	72.7	-	-	1	9.1	-	-	-	-	2	18.2	11	100.0
C33-34	Lung etc.	10	33.3	-	-	5	16.7	-	-	-	-	15	50.0	30	100.0
C37-38	Other Thoracic Organs	-	-	-	-	-	-	-	-	-	-	-	-	-	-
C40-41	Bone	2	50.0	-	-	-	-	-	-	-	-	2	50.0	4	100.0
C43	Melanoma of Skin	-	-	-	-	-	-	-	-	-	-	-	-	-	-
C44	Other Skin	8	88.9	-	-	-	-	-	-	-	-	1	11.1	9	100.0
C45	Mesothelioma	-	-	-	-	-	-	-	-	-	-	-	-	-	-
C46	Kaposi Sarcoma	-	-	-	-	-	-	-	-	-	-	-	-	-	-
C47 + C49	Conn. & Soft Tissue	1	50.0	-	-	1	50.0	-	-	-	-	-	-	2	100.0
C50	Breast	14	53.8	-	-	9	34.6	-	-	-	-	3	11.5	26	100.0
C51	Vulva	2	100.0	-	-	-	-	-	-	-	-	-	-	2	100.0
C52	Vagina	1	33.3	-	-	-	-	-	-	-	-	2	66.7	3	100.0
C53	Cervix Uteri	37	92.5	-	-	-	-	-	-	-	-	3	7.5	40	100.0
C54	Corpus Uteri	5	83.3	-	-	-	-	-	-	-	-	1	16.7	6	100.0
C55	Uterus Unspecified	1	50.0	-	-	-	-	-	-	-	-	1	50.0	2	100.0
C56	Ovary etc.	9	56.3	-	-	1	6.3	-	-	-	-	6	37.5	16	100.0
C57	Other Female Genital	-	-	-	-	-	-	-	-	-	-	-	-	-	-
C58	Placenta	-	-	-	-	-	-	-	-	-	-	1	100.0	1	100.0
C64	Kidney etc.	-	-	-	-	-	-	-	-	-	-	-	-	-	-
C65	Renal Pelvis	-	-	-	-	-	-	-	-	-	-	-	-	-	-
C66	Ureter	-	-	-	-	-	-	-	-	-	-	-	-	-	-
C67	Bladder	2	50.0	-	-	-	-	-	-	-	-	2	50.0	4	100.0
C68	Uns. Urinary Organs	1	100.0	-	-	-	-	-	-	-	-	-	-	1	100.0
C69	Eye	-	-	-	-	-	-	-	-	-	-	-	-	-	-
C70-72	Brain, Nervous System	3	27.3	-	-	-	-	-	-	-	-	8	72.7	11	100.0
C73	Thyroid	2	28.6	-	-	5	71.4	-	-	-	-	-	-	7	100.0
C74	Adrenal Gland	1	50.0	-	-	-	-	-	-	-	-	1	50.0	2	100.0
C77	Sec Lymph Nodes	-	-	-	-	-	-	-	-	-	-	1	100.0	1	100.0
C78	Sec Resp & Digestive	-	-	-	-	-	-	-	-	-	-	-	-	-	-
C79	Sec Others	-	-	-	-	-	-	-	-	-	-	-	-	-	-
C81	Hodgkins Disease	1	33.3	-	-	2	66.7	-	-	-	-	-	-	3	100.0
C82-85,C96	NHL	-	-	-	-	2	100.0	-	-	-	-	-	-	2	100.0
C90	Multiple Myeloma	-	-	-	-	-	-	-	-	-	-	1	100.0	1	100.0
C91	Lymphoid Leuk.	-	-	-	-	-	-	2	100.0	-	-	-	-	2	100.0
C92-94	Myeloid Leukaemia	-	-	-	-	-	-	4	66.7	1	16.7	1	16.7	6	100.0
C95	Leukaemia Uns	-	-	-	-	-	-	-	-	-	-	-	-	-	-
O&U	Other and Uns	2	6.1	-	-	12	36.4	-	-	-	-	19	57.6	33	100.0
	All Sites	192	53.2	-	-	56	15.5	6	1.7	1	0.3	106	29.4	361	100.0

**TABLE SKM-7 (a): Number of Cancer Deaths by Five Year Age Group and Site (ICD-10):
2005-2006 – Males**

%= Relative Proportion of Cancers of All Sites.

Sikkim State

ICD-10	Site	0-4	5-9	10-14	15-19	20-24	25-29	30-34	35-39	40-44	45-49	50-54	55-59	60-64	65-69	70-74	75+	Unkn	Total	%
C00	Lip	-	-	-	-	-	-	-	-	-	-	-	1	-	-	-	-	-	1	0.50
C01-02	Tongue	-	-	-	-	-	-	-	-	-	-	-	-	1	-	3	-	-	4	1.99
C03-06	Mouth	-	-	-	-	-	-	-	-	1	-	-	-	2	1	-	1	-	5	2.49
C07-8	Salivary Gland	-	-	-	-	-	-	-	-	-	-	-	-	-	-	-	-	-	-	-
C09	Tonsil	-	-	-	-	-	-	-	-	-	-	-	-	-	-	-	-	-	-	-
C10	Oth. Oropharynx	-	-	-	-	-	-	-	-	-	-	-	-	-	-	-	-	-	-	-
C11	Nasopharynx	-	-	-	1	-	-	-	-	1	1	-	-	-	-	-	-	-	3	1.49
C12-13	Hypopharynx	-	-	-	-	-	-	-	-	1	-	-	1	-	1	2	-	-	5	2.49
C14	Pharynx Unspecified	-	-	-	-	-	-	-	-	-	-	-	1	1	1	1	1	-	5	2.49
C15	Oesophagus	-	-	-	-	-	-	-	1	1	1	7	6	1	7	4	2	-	30	14.93
C16	Stomach	-	-	-	-	-	-	-	-	-	2	3	8	1	5	6	3	-	28	13.93
C17	Small Intestine	-	-	-	-	-	-	-	-	-	-	-	-	1	-	-	-	-	1	0.50
C18	Colon	-	-	-	-	-	-	-	-	-	-	1	-	-	-	-	-	-	1	0.50
C19-20	Rectum	-	-	-	-	-	-	-	-	-	1	-	-	1	2	1	-	-	5	2.49
C21	Anus & Anal Canal	-	-	-	-	-	-	-	-	-	-	-	-	-	-	-	-	-	-	-
C22	Liver	-	-	-	-	-	-	-	-	-	1	-	1	-	4	5	5	-	16	7.96
C23-24	Gallbladder etc.	-	-	-	-	-	-	-	-	1	1	1	-	-	-	-	1	-	4	1.99
C25	Pancreas	-	-	-	-	-	-	-	-	-	2	-	2	-	-	-	1	-	5	2.49
C30-31	Nose, Sinuses etc.	-	-	-	-	-	-	-	-	-	-	-	-	-	1	-	-	-	1	0.50
C32	Larynx	-	-	-	-	-	-	1	-	1	-	2	1	3	3	2	1	-	14	6.97
C33-34	Lung etc.	-	-	-	-	-	-	-	-	-	3	1	1	-	3	6	3	-	17	8.46
C37-38	Other Thoracic Organs	-	-	-	-	-	-	-	-	-	-	-	-	-	-	-	1	-	1	0.50
C40-41	Bone	-	-	-	-	-	-	-	-	-	-	-	1	1	-	-	1	-	3	1.49
C43	Melanoma of Skin	-	-	-	-	-	-	-	-	-	-	-	-	-	-	-	-	-	-	-
C44	Other Skin	-	-	-	-	-	-	-	-	-	-	-	-	-	1	-	-	-	1	0.50
C45	Mesothelioma	-	-	-	-	-	-	-	-	-	-	-	-	-	-	-	-	-	-	-
C46	Kaposi Sarcoma	-	-	-	-	-	-	-	-	-	-	-	-	-	-	-	-	-	-	-
C47+C49	Conn. & Soft Tissue	-	-	-	-	-	-	-	-	-	-	-	-	-	-	-	-	-	-	-
C50	Breast	-	-	-	-	-	-	-	-	-	1	-	-	1	-	-	-	-	2	1.00
C60	Penis	-	-	-	-	-	-	-	-	-	-	-	-	-	-	1	-	-	1	0.50
C61	Prostate	-	-	-	-	-	-	-	-	-	-	-	-	-	-	1	-	-	1	0.50
C62	Testis	-	-	-	-	-	-	-	-	-	-	-	-	-	-	-	-	-	-	-
C63	Other Male Genital	-	-	-	-	-	-	-	-	-	-	-	-	-	-	-	-	-	-	-
C64	Kidney etc.	-	-	-	-	-	-	-	-	-	-	-	1	1	-	-	-	-	2	1.00
C65	Renal Pelvis	-	-	-	-	-	-	-	-	-	-	-	-	-	-	-	-	-	-	-
C66	Ureter	-	-	-	-	-	-	-	-	-	-	-	-	-	-	-	-	-	-	-
C67	Bladder	-	-	-	-	-	-	-	-	-	1	-	-	-	-	-	1	-	2	1.00
C68	Uns. Urinary Organs	-	-	-	-	-	-	-	-	-	-	-	-	-	-	-	-	-	-	-
C69	Eye	-	-	-	-	-	-	-	-	-	-	-	-	-	-	-	-	-	-	-
C70-72	Brain, Nervous System	-	1	1	-	-	-	-	-	-	-	-	1	-	-	-	-	-	3	1.49
C73	Thyroid	-	-	-	-	-	-	-	-	1	-	-	-	-	1	-	-	-	2	1.00
C74	Adrenal Gland	-	-	-	-	-	-	-	-	-	-	-	-	-	1	-	-	-	1	0.50
C77	Sec Lymph Nodes	-	-	-	-	-	-	-	-	-	-	-	-	-	-	-	-	-	-	-
C78	Sec Resp & Digestive	-	-	-	-	-	-	-	-	-	-	-	-	-	-	-	-	-	-	-
C79	Sec Others	-	-	-	-	-	-	-	-	-	-	-	-	-	-	-	-	-	-	-
C81	Hodgkins Disease	-	-	-	-	-	-	-	-	-	-	-	-	-	-	-	-	-	-	-
C82-85,C96	NHL	-	-	-	-	-	-	-	-	-	-	-	-	-	-	-	-	-	-	-
C90	Multiple Myeloma	-	-	-	-	-	-	-	-	-	-	-	-	-	-	-	-	-	-	-
C91	Lymphoid Leuk.	-	-	-	-	-	-	-	-	-	-	-	-	-	-	-	-	-	-	-
C92-94	Myeloid Leukaemia	-	1	2	1	-	-	1	-	1	-	1	-	1	-	1	-	-	9	4.48
C95	Leukaemia Uns	-	-	-	-	-	-	-	-	-	-	-	-	-	-	-	-	-	-	-
O&U	Other and Uns	-	-	1	-	-	1	-	-	1	3	3	2	2	6	6	3	-	28	13.93
	All Sites	-	2	4	2	-	1	2	1	9	17	19	27	17	37	39	24	-	201	100.00

**TABLE SKM-7 (b): Number of Cancer Deaths by Five Year Age Group and Site (ICD-10):
2005-2006 – Females**

%= Relative Proportion of Cancers of All Sites.

Sikkim State

ICD-10	Site	0-4	5-9	10-14	15-19	20-24	25-29	30-34	35-39	40-44	45-49	50-54	55-59	60-64	65-69	70-74	75+	Unkn	Total	%
C00	Lip	-	-	-	-	-	-	-	-	-	-	-	-	-	-	-	-	-	-	-
C01-02	Tongue	-	-	-	-	-	-	-	-	-	-	-	-	2	-	1	-	-	3	1.99
C03-06	Mouth	-	-	-	-	-	-	-	-	1	-	-	-	-	-	-	-	-	1	0.66
C07-8	Salivary Gland	-	-	-	-	-	-	-	-	-	1	-	1	-	-	-	-	-	2	1.32
C09	Tonsil	-	-	-	-	-	-	-	-	-	-	1	-	1	1	-	-	-	3	1.99
C10	Oth. Oropharynx	-	-	-	-	-	-	-	-	-	-	-	-	-	-	-	-	-	-	-
C11	Nasopharynx	-	-	-	-	-	-	-	-	1	1	-	-	1	1	-	-	-	4	2.65
C12-13	Hypopharynx	-	-	-	-	-	-	-	-	-	-	-	-	-	-	-	-	-	-	-
C14	Pharynx Unspecified	-	-	-	-	-	-	-	-	-	-	-	-	1	-	-	-	-	1	0.66
C15	Oesophagus	-	-	-	-	-	-	-	1	1	-	2	-	4	4	1	2	-	15	9.93
C16	Stomach	-	-	-	-	-	-	-	-	-	-	1	1	2	2	-	4	-	10	6.62
C17	Small Intestine	-	-	-	-	-	-	-	-	-	-	-	1	-	-	-	-	-	1	0.66
C18	Colon	-	-	-	-	-	-	-	-	-	-	2	-	1	1	1	-	-	5	3.31
C19-20	Rectum	-	-	-	-	-	-	-	-	-	-	-	-	-	-	-	-	-	-	-
C21	Anus & Anal Canal	-	-	-	-	-	-	-	-	1	-	-	-	-	-	1	-	-	2	1.32
C22	Liver	-	-	-	-	-	-	-	2	-	2	2	3	1	1	1	1	-	13	8.61
C23-24	Gallbladder etc.	-	-	-	-	-	-	-	-	-	-	4	-	-	1	-	2	-	7	4.64
C25	Pancreas	-	-	-	-	-	-	-	1	-	-	-	-	-	-	-	-	-	1	0.66
C30-31	Nose, Sinuses etc.	-	-	-	-	-	-	-	-	-	-	-	-	-	-	-	-	-	-	-
C32	Larynx	-	-	-	-	-	-	-	-	-	2	-	-	-	1	-	-	-	3	1.99
C33-34	Lung etc.	-	-	-	-	-	-	-	-	1	-	2	-	1	4	2	4	-	14	9.27
C37-38	Other Thoracic Organs	-	-	-	-	-	-	-	-	-	-	-	-	-	-	-	-	-	-	-
C40-41	Bone	-	-	-	-	-	-	-	-	-	-	-	-	-	-	-	-	-	-	-
C43	Melanoma of Skin	-	-	-	-	-	-	-	-	-	-	-	-	-	-	-	-	-	-	-
C44	Other Skin	-	-	-	-	-	-	-	-	1	1	-	-	-	1	-	1	-	4	2.65
C45	Mesothelioma	-	-	-	-	-	-	-	-	-	-	-	-	-	-	-	-	-	-	-
C46	Kaposi Sarcoma	-	-	-	-	-	-	-	-	-	-	-	-	-	-	-	-	-	-	-
C47+C49	Conn. & Soft Tissue	-	-	-	-	1	-	-	-	-	-	-	-	-	-	-	-	-	1	0.66
C50	Breast	-	-	-	-	-	-	-	1	1	1	-	1	1	-	-	-	1	6	3.97
C51	Vulva	-	-	-	-	-	-	-	-	-	-	-	-	-	-	-	-	-	-	-
C52	Vagina	-	-	-	-	-	-	-	-	-	-	-	-	-	-	-	-	-	-	-
C53	Cervix Uteri	-	-	-	-	1	-	1	-	3	2	1	1	1	1	-	-	-	11	7.28
C54	Corpus Uteri	-	-	-	-	-	-	-	-	-	-	-	-	-	-	-	-	-	-	-
C55	Uterus Unspecified	-	-	-	-	-	-	-	-	-	-	-	-	1	-	-	-	-	1	0.66
C56	Ovary etc.	-	-	-	1	-	-	-	-	3	-	-	-	-	-	-	-	-	4	2.65
C57	Other Female Genital	-	-	-	-	-	-	-	-	-	-	-	-	-	-	-	-	-	-	-
C58	Placenta	-	-	-	-	-	-	-	-	-	-	-	-	-	-	-	-	-	-	-
C64	Kidney etc.	-	-	-	-	-	-	-	-	-	-	-	-	-	-	-	-	-	-	-
C65	Renal Pelvis	-	-	-	-	-	-	-	-	-	-	-	-	-	-	-	-	-	-	-
C66	Ureter	-	-	-	-	-	-	-	-	-	-	-	-	-	-	-	-	-	-	-
C67	Bladder	-	-	-	-	-	-	-	-	-	-	-	-	-	-	-	-	-	-	-
C68	Uns.Urinary Organs	-	-	-	-	-	-	-	-	-	-	-	-	-	-	-	-	-	-	-
C69	Eye	-	-	-	-	-	-	-	-	-	-	-	-	-	-	-	-	-	-	-
C70-72	Brain, Nervous System	-	1	-	-	-	-	-	-	-	-	-	-	-	-	3	-	-	4	2.65
C73	Thyroid	-	-	-	-	-	-	-	-	-	1	-	-	-	-	-	-	-	1	0.66
C74	Adrenal Gland	-	-	-	-	-	-	-	-	-	-	-	-	-	-	-	-	-	-	-
C77	Sec Lymph Nodes	1	-	-	-	-	-	-	-	-	-	1	-	-	-	-	1	-	3	1.99
C78	Sec Resp & Digestive	-	-	-	-	-	-	-	-	-	-	-	-	-	-	-	-	-	-	-
C79	Sec Others	-	-	-	-	-	-	-	-	-	-	-	-	-	-	-	-	-	-	-
C81	Hodgkins Disease	-	-	-	-	-	-	-	-	-	-	-	-	-	-	-	-	-	-	-
C82-85,C96	NHL	-	-	-	-	-	-	-	-	-	-	-	-	-	-	1	-	-	1	0.66
C90	Multiple Myeloma	-	-	-	-	-	-	-	-	-	-	-	-	-	-	-	-	-	-	-
C91	Lymphoid Leuk.	-	-	-	-	-	-	-	-	-	-	-	-	-	-	-	-	-	-	-
C92-94	Myeloid Leukaemia	-	1	1	1	-	-	-	1	1	-	-	-	-	-	-	1	-	6	3.97
C95	Leukaemia Uns	-	-	-	-	-	-	-	-	-	-	-	-	-	-	-	-	-	-	-
O&U	Other and Uns	1	-	-	-	1	1	1	-	4	2	-	2	3	2	4	3	-	24	15.89
	All Sites	2	2	1	2	3	1	2	6	18	13	16	10	20	20	15	19	1	151	100.00

TABLE: SKM-8(a):
Average Annual Age Specific, Crude (CR), Age Adjusted (AAR) (with Standard Error(SE)) and
Truncated (35-64 Yrs) (TR) Mortality Rate per 100,000 population: 2005-2006 - Males
Sikkim State

ICD-10	0-4	5-9	10-14	15-19	20-24	25-29	30-34	35-39	40-44	45-49	50-54	55-59	60-64	65-69	70-74	>75	CR	AAR	SE	TR
C00	-	-	-	-	-	-	-	-	-	-	-	6.1	-	-	-	-	0.2	0.2	0.25	0.8
C01-02	-	-	-	-	-	-	-	-	-	-	-	-	7.7	-	36.8	-	0.6	1.0	0.52	1.0
C03-06	-	-	-	-	-	-	-	-	2.5	-	-	-	15.3	9.5	-	12.6	0.8	1.3	0.60	2.5
C07-8	-	-	-	-	-	-	-	-	-	-	-	-	-	-	-	-	-	-	-	-
C09	-	-	-	-	-	-	-	-	-	-	-	-	-	-	-	-	-	-	-	-
C10	-	-	-	-	-	-	-	-	-	-	-	-	-	-	-	-	-	-	-	-
C11	-	-	-	1.3	-	-	-	-	2.5	3.3	-	-	-	-	-	-	0.5	0.5	0.27	1.1
C12-13	-	-	-	-	-	-	-	-	2.5	-	-	6.1	-	9.5	24.5	-	0.8	1.2	0.53	1.3
C14	-	-	-	-	-	-	-	-	-	-	-	6.1	7.7	9.5	12.3	12.6	0.8	1.3	0.60	1.8
C15	-	-	-	-	-	-	-	2.0	2.5	3.3	31.4	36.9	7.7	66.3	49.1	25.3	4.5	7.3	1.35	12.3
C16	-	-	-	-	-	-	-	-	-	6.5	13.5	49.2	7.7	47.3	73.6	37.9	4.2	7.0	1.33	10.8
C17	-	-	-	-	-	-	-	-	-	-	-	-	7.7	-	-	-	0.2	0.3	0.31	1.0
C18	-	-	-	-	-	-	-	-	-	-	4.5	-	-	-	-	-	0.2	0.2	0.22	0.7
C19-20	-	-	-	-	-	-	-	-	-	3.3	-	-	7.7	18.9	12.3	-	0.8	1.3	0.59	1.6
C21	-	-	-	-	-	-	-	-	-	-	-	-	-	-	-	-	-	-	-	-
C22	-	-	-	-	-	-	-	-	-	3.3	-	6.1	-	37.9	61.3	63.2	2.4	4.1	1.02	1.4
C23-24	-	-	-	-	-	-	-	-	2.5	3.3	4.5	-	-	-	-	12.6	0.6	0.8	0.42	1.8
C25	-	-	-	-	-	-	-	-	-	6.5	-	12.3	-	-	-	12.6	0.8	1.1	0.51	2.8
C30-31	-	-	-	-	-	-	-	-	-	-	-	-	-	9.5	-	-	0.2	0.3	0.28	-
C32	-	-	-	-	-	-	2.0	-	2.5	-	9.0	6.1	23.0	28.4	24.5	12.6	2.1	3.5	0.95	5.7
C33-34	-	-	-	-	-	-	-	-	-	9.8	4.5	6.1	-	28.4	73.6	37.9	2.6	4.1	1.01	3.4
C37-38	-	-	-	-	-	-	-	-	-	-	-	-	-	-	-	12.6	0.2	0.3	0.25	-
C40-41	-	-	-	-	-	-	-	-	-	-	-	6.1	7.7	-	-	12.6	0.5	0.8	0.47	1.8
C43	-	-	-	-	-	-	-	-	-	-	-	-	-	-	-	-	-	-	-	-
C44	-	-	-	-	-	-	-	-	-	-	-	-	-	9.5	-	-	0.2	0.3	0.28	-
C45	-	-	-	-	-	-	-	-	-	-	-	-	-	-	-	-	-	-	-	-
C46	-	-	-	-	-	-	-	-	-	-	-	-	-	-	-	-	-	-	-	-
C47+C49	-	-	-	-	-	-	-	-	-	-	-	-	-	-	-	-	-	-	-	-
C50	-	-	-	-	-	-	-	-	-	3.3	-	-	7.7	-	-	-	0.3	0.5	0.36	1.6
C60	-	-	-	-	-	-	-	-	-	-	-	-	-	-	12.3	-	0.2	0.2	0.25	-
C61	-	-	-	-	-	-	-	-	-	-	-	-	-	-	12.3	-	0.2	0.2	0.25	-
C62	-	-	-	-	-	-	-	-	-	-	-	-	-	-	-	-	-	-	-	-
C63	-	-	-	-	-	-	-	-	-	-	-	-	-	-	-	-	-	-	-	-
C64	-	-	-	-	-	-	-	-	-	-	-	6.1	7.7	-	-	-	0.3	0.6	0.39	1.8
C65	-	-	-	-	-	-	-	-	-	-	-	-	-	-	-	-	-	-	-	-
C66	-	-	-	-	-	-	-	-	-	-	-	-	-	-	-	-	-	-	-	-
C67	-	-	-	-	-	-	-	-	-	3.3	-	-	-	-	-	12.6	0.3	0.4	0.32	0.6
C68	-	-	-	-	-	-	-	-	-	-	-	-	-	-	-	-	-	-	-	-
C69	-	-	-	-	-	-	-	-	-	-	-	-	-	-	-	-	-	-	-	-
C70-72	-	1.4	1.2	-	-	-	-	-	-	-	-	6.1	-	-	-	-	0.5	0.5	0.30	0.8
C73	-	-	-	-	-	-	-	-	2.5	-	-	-	-	9.5	-	-	0.3	0.4	0.32	0.5
C74	-	-	-	-	-	-	-	-	-	-	-	-	-	9.5	-	-	0.2	0.3	0.28	-
C77	-	-	-	-	-	-	-	-	-	-	-	-	-	-	-	-	-	-	-	-
C78	-	-	-	-	-	-	-	-	-	-	-	-	-	-	-	-	-	-	-	-
C79	-	-	-	-	-	-	-	-	-	-	-	-	-	-	-	-	-	-	-	-
C81	-	-	-	-	-	-	-	-	-	-	-	-	-	-	-	-	-	-	-	-
C82-85,C96	-	-	-	-	-	-	-	-	-	-	-	-	-	-	-	-	-	-	-	-
C90	-	-	-	-	-	-	-	-	-	-	-	-	-	-	-	-	-	-	-	-
C91	-	-	-	-	-	-	-	-	-	-	-	-	-	-	-	-	-	-	-	-
C92-94	-	1.4	2.4	1.3	-	-	2.0	-	2.5	-	4.5	-	7.7	-	12.3	-	1.4	1.5	0.55	2.2
C95	-	-	-	-	-	-	-	-	-	-	-	-	-	-	-	-	-	-	-	-
O&U	-	-	1.2	-	-	1.7	-	-	2.5	9.8	13.5	12.3	15.3	56.8	73.6	37.9	4.2	6.7	1.29	8.1
All	-	2.8	4.8	2.6	-	1.7	3.9	2.0	22.9	55.3	85.2	165.9	130.3	350.2	478.4	303.4	30.3	48.4	3.47	67.5

TABLE: SKM-8(b):
Average Annual Age Specific, Crude (CR), Age Adjusted (AAR) (with Standard Error(SE)) and
Truncated (35-64 Yrs) (TR) Mortality Rate per 100,000 population: 2005-2006 - Females
Sikkim State

ICD-10	0-4	5-9	10-14	15-19	20-24	25-29	30-34	35-39	40-44	45-49	50-54	55-59	60-64	65-69	70-74	>75	CR	AAR	SE	TR
C00	-	-	-	-	-	-	-	-	-	-	-	-	-	-	-	-	-	-	-	-
C01-02	-	-	-	-	-	-	-	-	-	-	-	-	18.4	-	17.4	-	0.5	1.1	0.63	2.4
C03-06	-	-	-	-	-	-	-	-	3.5	-	-	-	-	-	-	-	0.2	0.2	0.21	0.7
C07-8	-	-	-	-	-	-	-	-	-	4.4	-	8.5	-	-	-	-	0.3	0.6	0.43	2.0
C09	-	-	-	-	-	-	-	-	-	-	5.9	-	9.2	11.9	-	-	0.5	1.0	0.59	2.1
C10	-	-	-	-	-	-	-	-	-	-	-	-	-	-	-	-	-	-	-	-
C11	-	-	-	-	-	-	-	-	3.5	4.4	-	-	9.2	11.9	-	-	0.7	1.2	0.61	2.7
C12-13	-	-	-	-	-	-	-	-	-	-	-	-	-	-	-	-	-	-	-	-
C14	-	-	-	-	-	-	-	-	-	-	-	-	9.2	-	-	-	0.2	0.4	0.37	1.2
C15	-	-	-	-	-	-	-	2.6	3.5	-	11.8	-	36.8	47.4	17.4	33.8	2.6	4.9	1.28	7.8
C16	-	-	-	-	-	-	-	-	-	-	5.9	8.5	18.4	23.7	-	67.7	1.7	3.4	1.09	4.4
C17	-	-	-	-	-	-	-	-	-	-	-	8.5	-	-	-	-	0.2	0.3	0.34	1.1
C18	-	-	-	-	-	-	-	-	-	-	11.8	-	9.2	11.9	17.4	-	0.9	1.7	0.75	3.1
C19-20	-	-	-	-	-	-	-	-	-	-	-	-	-	-	-	-	-	-	-	-
C21	-	-	-	-	-	-	-	-	3.5	-	-	-	-	-	17.4	-	0.3	0.6	0.41	0.7
C22	-	-	-	-	-	-	-	5.1	-	8.8	11.8	25.6	9.2	11.9	17.4	16.9	2.2	3.9	1.10	9.1
C23-24	-	-	-	-	-	-	-	-	-	-	23.6	-	-	11.9	-	33.8	1.2	2.2	0.84	3.8
C25	-	-	-	-	-	-	-	2.6	-	-	-	-	-	-	-	-	0.2	0.2	0.15	0.5
C30-31	-	-	-	-	-	-	-	-	-	-	-	-	-	-	-	-	-	-	-	-
C32	-	-	-	-	-	-	-	-	-	8.8	-	-	-	11.9	-	-	0.5	0.9	0.52	1.7
C33-34	-	-	-	-	-	-	-	-	3.5	-	11.8	-	9.2	47.4	34.8	67.7	2.4	4.6	1.25	3.8
C37-38	-	-	-	-	-	-	-	-	-	-	-	-	-	-	-	-	-	-	-	-
C40-41	-	-	-	-	-	-	-	-	-	-	-	-	-	-	-	-	-	-	-	-
C43	-	-	-	-	-	-	-	-	-	-	-	-	-	-	-	-	-	-	-	-
C44	-	-	-	-	-	-	-	-	3.5	4.4	-	-	-	11.9	-	16.9	0.7	1.2	0.60	1.5
C45	-	-	-	-	-	-	-	-	-	-	-	-	-	-	-	-	-	-	-	-
C46	-	-	-	-	-	-	-	-	-	-	-	-	-	-	-	-	-	-	-	-
C47+C49	-	-	-	-	1.7	-	-	-	-	-	-	-	-	-	-	-	0.2	0.1	0.13	-
C50	-	-	-	-	-	-	-	2.6	3.5	4.4	-	8.5	9.2	-	-	-	1.0	1.3	0.62	4.3
C51	-	-	-	-	-	-	-	-	-	-	-	-	-	-	-	-	-	-	-	-
C52	-	-	-	-	-	-	-	-	-	-	-	-	-	-	-	-	-	-	-	-
C53	-	-	-	-	1.7	-	2.4	-	10.4	8.8	5.9	8.5	9.2	11.9	-	-	1.9	2.8	0.88	7.0
C54	-	-	-	-	-	-	-	-	-	-	-	-	-	-	-	-	-	-	-	-
C55	-	-	-	-	-	-	-	-	-	-	-	-	9.2	-	-	-	0.2	0.4	0.37	1.2
C56	-	-	-	1.4	-	-	-	-	10.4	-	-	-	-	-	-	-	0.7	0.7	0.38	2.0
C57	-	-	-	-	-	-	-	-	-	-	-	-	-	-	-	-	-	-	-	-
C58	-	-	-	-	-	-	-	-	-	-	-	-	-	-	-	-	-	-	-	-
C64	-	-	-	-	-	-	-	-	-	-	-	-	-	-	-	-	-	-	-	-
C65	-	-	-	-	-	-	-	-	-	-	-	-	-	-	-	-	-	-	-	-
C66	-	-	-	-	-	-	-	-	-	-	-	-	-	-	-	-	-	-	-	-
C67	-	-	-	-	-	-	-	-	-	-	-	-	-	-	-	-	-	-	-	-
C68	-	-	-	-	-	-	-	-	-	-	-	-	-	-	-	-	-	-	-	-
C69	-	-	-	-	-	-	-	-	-	-	-	-	-	-	-	-	-	-	-	-
C70-72	-	1.4	-	-	-	-	-	-	-	-	-	-	-	-	52.2	-	0.7	1.2	0.62	-
C73	-	-	-	-	-	-	-	-	-	4.4	-	-	-	-	-	-	0.2	0.3	0.26	0.9
C74	-	-	-	-	-	-	-	-	-	-	-	-	-	-	-	-	-	-	-	-
C77	2.0	-	-	-	-	-	-	-	-	-	5.9	-	-	-	-	16.9	0.5	0.9	0.51	1.0
C78	-	-	-	-	-	-	-	-	-	-	-	-	-	-	-	-	-	-	-	-
C79	-	-	-	-	-	-	-	-	-	-	-	-	-	-	-	-	-	-	-	-
C81	-	-	-	-	-	-	-	-	-	-	-	-	-	-	-	-	-	-	-	-
C82-85,C96	-	-	-	-	-	-	-	-	-	-	-	-	-	-	17.4	-	0.2	0.3	0.35	-
C90	-	-	-	-	-	-	-	-	-	-	-	-	-	-	-	-	-	-	-	-
C91	-	-	-	-	-	-	-	-	-	-	-	-	-	-	-	-	-	-	-	-
C92-94	-	1.4	1.2	1.4	-	-	-	2.6	3.5	-	-	-	-	-	-	16.9	1.0	1.1	0.48	1.2
C95	-	-	-	-	-	-	-	-	-	-	-	-	-	-	-	-	-	-	-	-
O&U	2.0	-	-	-	1.7	1.9	2.4	-	13.8	8.8	-	17.1	27.6	23.7	69.7	50.8	4.1	6.9	1.47	10.1
All	3.9	2.8	1.2	2.7	5.0	1.9	4.9	15.3	62.3	57.4	94.5	85.3	183.9	237.1	261.2	321.4	26.1	44.3	3.73	76.1

TABLE: SKM-9(a): Cumulative Rate (Cu.Rate%) & Cumulative Risk (Cu.Risk) of Individual Sites (ICD-10) Based Age Specific Rates (from 0-64 Years and from 0-74 Years) : 2005-2006 - Males Sikkim State

ICD-10	Site	0 - 64 Years		0 - 74 Years	
		Cu. Rate %	Cu. Risk	Cu. Rate%	Cu. Risk
C00	Lip	0.03	0.03	0.19	0.19
C01-02	Tongue	0.09	0.09	0.45	0.45
C03-06	Mouth	0.17	0.17	0.43	0.43
C07-8	SalivaryGland	0.02	0.02	0.02	0.02
C09	Tonsil	0.03	0.03	0.13	0.13
C10	Oth. Oropharynx	-	-	0.05	0.05
C11	Nasopharynx	0.24	0.24	0.24	0.24
C12-13	Hypopharynx	0.25	0.25	0.65	0.65
C14	Pharynx Unspecified	0.07	0.07	0.18	0.18
C15	Oesophagus	0.58	0.58	1.30	1.29
C16	Stomach	0.77	0.77	1.69	1.68
C17	Small Intestine	0.05	0.05	0.05	0.05
C18	Colon	0.02	0.02	0.07	0.07
C19-20	Rectum	0.26	0.26	0.42	0.42
C21	Anus & Anal Canal	0.03	0.03	0.03	0.03
C22	Liver	0.25	0.25	0.99	0.99
C23-24	Gallbladder etc.	0.07	0.07	0.26	0.26
C25	Pancreas	0.10	0.10	0.15	0.15
C30-31	Nose,Sinuses etc.	0.03	0.03	0.03	0.03
C32	Larynx	0.32	0.32	0.68	0.67
C33-34	Lung etc.	0.31	0.31	0.82	0.82
C37-38	Other Thoracic Organs	-	-	-	-
C40-41	Bone	0.12	0.12	0.18	0.18
C43	Melanoma of Skin	-	-	-	-
C44	Other Skin	0.07	0.07	0.30	0.30
C45	Mesothelioma	-	-	-	-
C46	Kaposi Sarcoma	-	-	-	-
C47+C49	Conn. & Soft Tissue	0.02	0.02	0.07	0.07
C50	Breast	-	-	-	-
C60	Penis	0.13	0.13	0.13	0.13
C61	Prostate	0.03	0.03	0.14	0.14
C62	Testis	0.02	0.02	0.02	0.02
C63	Other Male Genital	-	-	-	-
C64	Kidneyetc.	0.08	0.08	0.08	0.08
C65	Renal Pelvis	-	-	-	-
C66	Ureter	-	-	-	-
C67	Bladder	0.09	0.09	0.15	0.15
C68	Uns.UrinaryOrgans	-	-	-	-
C69	Eye	-	-	-	-
C70-72	Brain,Nervous System	0.16	0.16	0.20	0.20
C73	Thyroid	0.18	0.18	0.28	0.28
C74	Adrenal Gland	-	-	-	-
C77	Sec Lymph Nodes	-	-	-	-
C78	Sec Resp& Digestive	-	-	-	-
C79	Sec Others	-	-	-	-
C81	Hodgkins Disease	-	-	0.06	0.06
C82-85,C96	NHL	0.02	0.02	0.02	0.02
C90	Multiple Myeloma	0.01	0.01	0.05	0.05
C91	Lymphoid Leuk.	0.02	0.02	0.02	0.02
C92-94	Myeloid Leukaemia	0.06	0.06	0.12	0.12
C95	Leukaemia Uns	-	-	-	-
O&U	Other and Uns	0.58	0.58	1.34	1.33
	All Sites	5.28	5.15	11.98	11.29

TABLE: SKM-9(b): Cumulative Rate (Cu.Rate%) & Cumulative Risk (Cu.Risk) of Individual Sites (ICD-10) Based Age Specific Rates (from 0-64 Years and from 0-74 Years) : 2005-2006 - Females Sikkim State

ICD-10	Site	0 - 64 Years		0 - 74 Years	
		Cu. Rate %	Cu. Risk	Cu. Rate%	Cu. Risk
C00	Lip	0.04	0.04	0.04	0.04
C01-02	Tongue	0.25	0.25	0.39	0.39
C03-06	Mouth	0.16	0.16	0.25	0.25
C07-8	SalivaryGland	0.05	0.05	0.05	0.05
C09	Tonsil	0.25	0.25	0.34	0.34
C10	Oth. Oropharynx	-	-	-	-
C11	Nasopharynx	0.06	0.06	0.12	0.12
C12-13	Hypopharynx	0.08	0.08	0.08	0.08
C14	Pharynx Unspecified	0.04	0.04	0.04	0.04
C15	Oesophagus	0.47	0.47	0.91	0.91
C16	Stomach	0.39	0.39	0.74	0.74
C17	Small Intestine	-	-	-	-
C18	Colon	0.11	0.11	0.26	0.26
C19-20	Rectum	0.03	0.03	0.12	0.12
C21	Anus & Anal Canal	0.04	0.04	0.13	0.13
C22	Liver	0.53	0.53	0.76	0.76
C23-24	Gallbladder etc.	0.29	0.29	0.59	0.58
C25	Pancreas	0.08	0.08	0.08	0.08
C30-31	Nose, Sinuses etc.	0.03	0.03	0.03	0.03
C32	Larynx	0.28	0.28	0.43	0.43
C33-34	Lung etc.	0.33	0.33	1.21	1.20
C37-38	Other Thoracic Organs	-	-	-	-
C40-41	Bone	0.06	0.06	0.12	0.12
C43	Melanoma of Skin	-	-	-	-
C44	Other Skin	0.16	0.16	0.22	0.22
C45	Mesothelioma	-	-	-	-
C46	Kaposi Sarcoma	-	-	-	-
C47 + C49	Conn. & Soft Tissue	0.05	0.05	0.05	0.05
C50	Breast	0.61	0.60	0.72	0.72
C51	Vulva	0.05	0.05	0.05	0.05
C52	Vagina	0.04	0.04	0.13	0.13
C53	Cervix Uteri	0.88	0.88	1.18	1.17
C54	Corpus Uteri	0.16	0.16	0.24	0.24
C55	Uterus Unspecified	0.08	0.08	0.08	0.08
C56	Ovary etc.	0.29	0.29	0.29	0.29
C57	Other Female Genital	-	-	-	-
C58	Placenta	0.01	0.01	0.01	0.01
C64	Kidneyetc.	-	-	-	-
C65	Renal Pelvis	-	-	-	-
C66	Ureter	-	-	-	-
C67	Bladder	0.02	0.02	0.10	0.10
C68	Uns.UrinaryOrgans	0.05	0.05	0.05	0.05
C69	Eye	-	-	-	-
C70-72	Brain,Nervous System	0.18	0.18	0.50	0.49
C73	Thyroid	0.05	0.05	0.31	0.31
C74	Adrenal Gland	0.01	0.01	0.07	0.07
C77	Sec Lymph Nodes	-	-	-	-
C78	Sec Resp& Digestive	-	-	-	-
C79	Sec Others	-	-	-	-
C81	Hodgkins Disease	0.03	0.03	0.03	0.03
C82-85,C96	NHL	0.01	0.01	0.10	0.10
C90	Multiple Myeloma	-	-	0.06	0.06
C91	Lymphoid Leuk.	0.02	0.02	0.02	0.02
C92-94	Myeloid Leukaemia	0.07	0.07	0.07	0.07
C95	Leukaemia Uns	-	-	-	-
O&U	Other and Uns	0.45	0.45	1.27	1.26
	All Sites	6.77	6.55	12.22	11.50

Other Publications of NCRP

1. Annual Report 1982: National Cancer Registry, Indian Council of Medical Research, New Delhi, 1985
2. Annual Report 1983: National Cancer Registry, Indian Council of Medical Research, New Delhi, 1986
3. Annual Report 1984: National Cancer Registry, Indian Council of Medical Research, New Delhi, 1987
4. Annual Report 1985: National Cancer Registry, Indian Council of Medical Research, New Delhi, 1988
5. Annual Report 1986: National Cancer Registry, Indian Council of Medical Research, New Delhi, 1989
6. Annual Report 1987: National Cancer Registry Programme, Indian Council of Medical Research, New Delhi, 1989
7. Biennial Report 1988-1989: National Cancer Registry Programme, Indian Council of Medical Research, New Delhi, 1992
8. Consolidated Report of the Population Based Cancer Registries 1990-1996: National Cancer Registry Programme (ICMR), Bangalore, 2001
9. Consolidated Report of the Population Based Cancer Registries 1990-1996 Supplement: Year-wise Tabulation of Incident Cancers and Rates by Site and Gender: National Cancer Registry Programme (ICMR), Bangalore, 2001
10. Ten Year Consolidated Report of the Hospital Based Cancer Registries 1984-93: National Cancer Registry Programme (ICMR), Bangalore, 2001
11. NCRP - An Overview 1981-2001: National Cancer Registry Programme (ICMR), Bangalore, 2001
12. Two-Year Report of the Population Based Cancer Registries 1997-1998: National Cancer Registry Programme (ICMR), Bangalore, 2002
13. Five Year Consolidated Report on Hospital Based Cancer Registries : 1994-1998: National Cancer Registry Programme (ICMR), Bangalore, 2002
14. Development of an atlas of cancer in India. First All India Report 2001-2002 vol. I and II. [www.canceratlasindia.org]: National Cancer Registry Programme (ICMR), Bangalore, 2004
15. An Overview - Development of an atlas of cancer in India. First All India Report 2001-2002 vol. I and II. [www.canceratlasindia.org]: National Cancer Registry Programme (ICMR), Bangalore, 2004
16. Two-Year Report of the Population Based Cancer Registries 1999-2000: National Cancer Registry Programme (ICMR), Bangalore, 2005
17. Two-Year Report of the Hospital Based Cancer Registries 1999-2000: National Cancer Registry Programme (ICMR), Bangalore, 2005
18. First Report of the Population Based Cancer Registries under North Eastern Regional Cancer Registry 2003-2004: National Cancer Registry (ICMR), Bangalore, 2006
19. An Overview - First Report of the North-East Population Based Cancer Registries 2003-2004: National Cancer Registry Programme (ICMR), Bangalore 2006
20. Consolidated Report of Population Based Cancer Registries 2001-2004: National Cancer Registry Programme (ICMR), Bangalore 2006
21. Consolidated report of Hospital Based Cancer Registries 2001-2003: National Cancer Registry Programme (ICMR), Bangalore, 2007