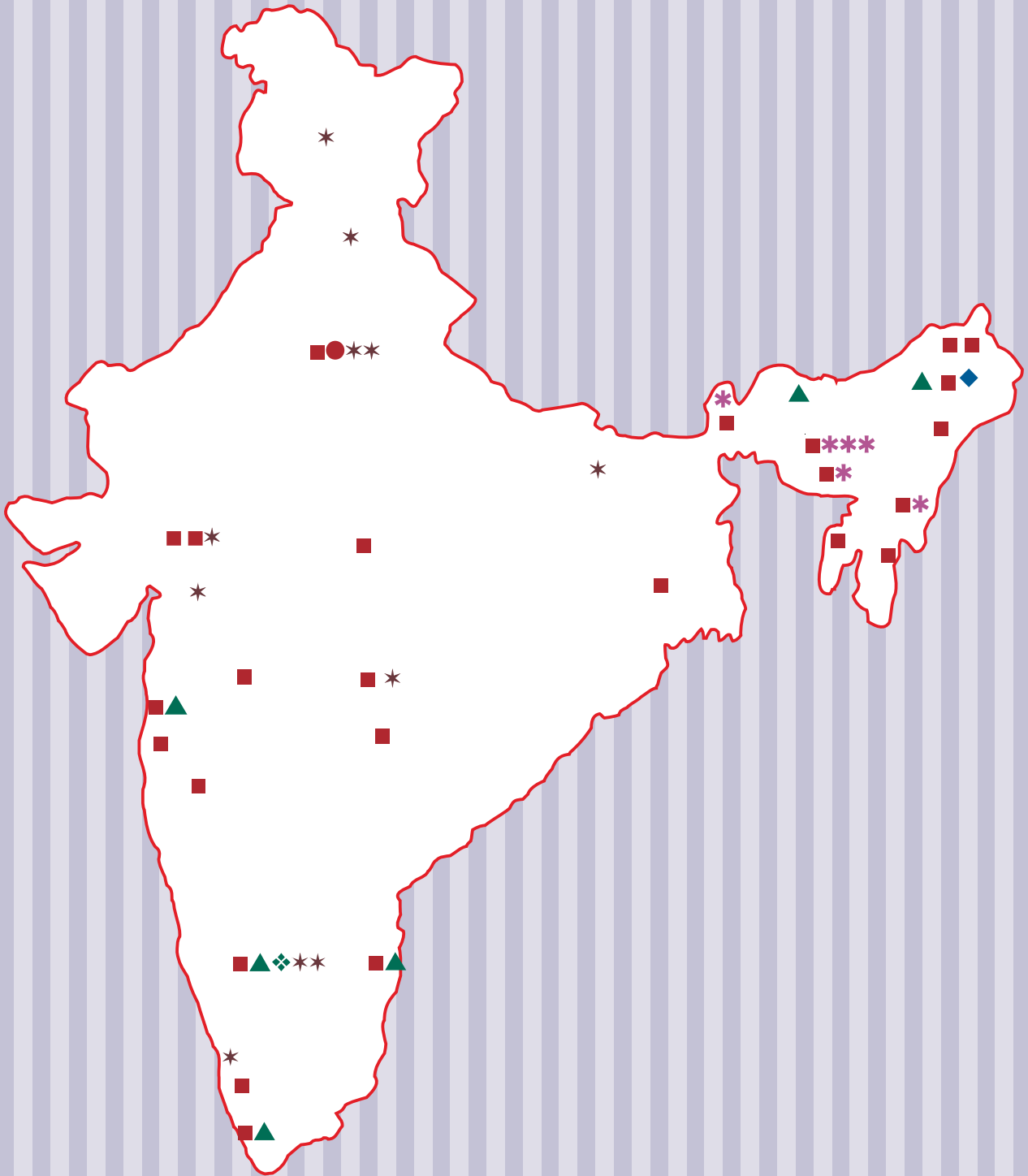


NATIONAL CANCER REGISTRY PROGRAMME

Three-year Report of Population Based Cancer Registries 2006-2008



First Report of 20 PBCRs in India

Indian Council of Medical Research



NATIONAL CANCER REGISTRY PROGRAMME

Indian Council of Medical Research

Three-Year Report of Population Based Cancer Registries 2006-2008

Incidence and Distribution of Cancer

(First Report of 20 PBCRs in India)

Bangalore, India

November 2010

© National Cancer Registry Programme
(Indian Council of Medical Research)
Nirmal Bhawan - ICMR Complex (II Floor)
Poojanahalli Road, Off NH-7
Adjacent to Trumpet Flyover of BIAL
Kannamangala Post, Bangalore – 562 110, INDIA.
Email: ncrp@ncrpindia.org, ncrpblr@canceratlasindia.org
Website: <http://www.ncrpindia.org/>, <http://www.canceratlasindia.org/>, <http://www.pbcrindia.org/>

November 2010

Population Based Cancer Registries provided individual core data. Quality control checks, tabulations and statistical analysis were done at the Coordinating Unit of NCRP, Bangalore.

The publications of NCRP are intended to contribute to the dissemination of authentic information on cancer incidence by age (Five-year age groups), sex and site (ICD-10).

PRINTED IN INDIA

Published by the Coordinating Unit, National Cancer Registry Programme (ICMR), Bangalore 562 110

*This printed report is an abridged version of the detailed report.
The detailed report with few additional tables and figures of Chapters 1-5 along
with registrywise Annexure Tabulations can be viewed on the website www.pbcrindia.org*

NATIONAL CANCER REGISTRY PROGRAMME

Indian Council of Medical Research

Dr V.M. Katoch

Secretary, Department of Health Research & Director General

Division of Non-Communicable Diseases

Dr Bela Shah

Head & Sr Deputy Director General

Dr A. Nandakumar

Dy Director General (Sr Gr) &
Officer-in-Charge, NCRP

Dr Kishor Chaudhry

Dy Director General (Sr Gr)

Dr T. Ramnath

Dy Director General (Sr Gr)

Steering/Monitoring Committee

Dr G.K. Rath, New Delhi

Chairman, Steering Committee

Dr P.C. Gupta, Mumbai

Chairman, Monitoring Committee

Dr Padam Singh, Gurgaon

Dr Radhakrishna, Hyderabad

Dr J.P. Muliyl, Vellore

Dr R.N. Visweswara, Bangalore

Dr Kusum Verma, New Delhi

Mr P. Gangadharan, Ernakulam

Dr A.C. Katak, Guwahati

Dr Kusum Joshi, Chandigarh

North Eastern Regional Cancer Registry

Monitoring Unit: Dr J. Mahanta, Director, Regional Medical Research Centre (N.E.) (ICMR), Dibrugarh

Chairman, Projects in North East Region : Prof. R.C. Mahajan, Chandigarh

Coordinator of Special Cell : Dr M.N. Bandyopadhyay, Kolkata

Population Based Cancer Registries at the following places (with names of respective Principal and Co-Principal Investigators/Senior Staff) that have contributed to this report

Bangalore	:	Dr M. Vijayakumar (from Sept. 2009) Dr Ashok M. Shenoy (till Aug. 2009) Dr Bapsy Padmanabhan (till Sept. 2007)	Dr K. Ramachandra Reddy
Barshi (Rural & Expanded)	:	Dr R.A. Badwe Dr K.A. Dinshaw (till Nov. 2008)	Dr B.M. Nene
Bhopal	:	Dr Neelkamal Kapoor Dr V.K. Bharadwaj (till March 2006)	Mr Atul Shrivastava
Chennai	:	Dr V. Shanta	Dr R. Swaminathan
Delhi	:	Dr P.K. Julka (from July 2010) Dr Vinod Raina (till June 2010) Dr Kusum Verma (till Sept. 2004)	Mr N. Manoharan
Mumbai	:	Dr Arun P. Kurkure	Dr B.B. Yeole
Cachar District	:	Dr Sekhar Chakravarty	Dr Debashis Datta
Dibrugarh District	:	Dr M.S. Ali	
Kamrup Urban District	:	Dr Jagannath D. Sharma	
Manipur State	:	Dr Y. Mohen Singh	Dr Kaushik Debnath Dr Punyabati Devi
Mizoram State	:	Dr Eric Zomawia	
Sikkim State	:	Dr Yogesh Verma	Dr Prakash Pradhan
Ahmedabad (Urban & Rural)	:	Dr Pankaj M. Shah	Dr Shilin Shukla Dr Parimal J. Jivarajani
Aurangabad, Nagpur & Pune	:	Dr Arun P. Kurkure	Dr B.B. Yeole
Kolkata	:	Dr Jaydip Biswas	Dr M.N. Bandyopadhyay Dr Karabi Datta
Kollam	:	Dr Paul Sebastian Dr B. Rajan (till Oct. 2008)	Dr P. Jayalekshmi
Thiruvananthapuram	:	Dr Aleyamma Mathew	Dr Preethi Sara George

Staff at Coordinating Unit of NCRP, Bangalore given overleaf.

Hospital Based Cancer Registries at the following places (with names of Principal Investigators)

Bangalore	:	Dr M. Vijayakumar (from Sept. 2009) Dr Ashok M. Shenoy (till Aug. 2009) Dr Bapsy Padmanabhan (till Sept. 2007)
Chennai	:	Dr V. Shanta
Mumbai	:	Dr R.A. Badwe Dr K.A. Dinshaw (till Nov. 2008)
Thiruvananthapuram	:	Dr Paul Sebastian Dr B. Rajan (till Oct. 2008)
Dibrugarh	:	Dr D.D. Patgiri (from Sept. 2010) Dr T.R. Borbora (till Aug. 2010) Dr D. Hazarika (till June 2007)

Staff at Coordinating Unit of NCRP, Bangalore (including Project Staff)

Dr A. Nandakumar, Deputy Director General (Sr Gr) & Officer-in-Charge

Dr T. Ramnath, Deputy Director General (Sr Gr)

F.S. Roselind, Research Scientist - III

Priyanka Das, Research Scientist - II

K.S. Vinay Urs, Research Scientist - I

K.L. Sudarshan, Research Scientist - I

Anish John, Research Scientist - I

Akanksha Tiwari, Programmer

Vijay Kumar D.D., Assistant Programmer

Monesh B. Vishwakarma, Assistant Programmer

Sanjay Sharma, Assistant Programmer

G.C. Shivayogi, Accounts Officer

G. Jayaram, Administrative Officer

N.M. Ramesha, Personal Assistant

K.R. Chandrika, Sr. Technical Assistant

Deenu Nadayil, Statistician

Vijay C.R., Statistician

Sathish Kumar K., Statistical Assistant

C. Somasekhar, Data Entry Operator

Other Staff :

M. Rajendra, D.N. Narayana Swamy

CONTENTS

	<i>Page Numbers</i>
<i>Acknowledgements</i>	<i>vi</i>
<i>Foreword</i>	<i>vii</i>
<i>Preface</i>	<i>viii</i>
<i>Executive Summary</i>	<i>ix</i>
Chapters	
1. Population and Cancer Incidence	1-8
2. Leading Sites of Cancer	9-59
3. Sites of Cancer Associated with the Use of Tobacco	60-64
4. Basis of Diagnosis	65-66
5. Cancer Mortality	67-69
6. Comparison of Cancer Incidence and Patterns of all Population Based Cancer Registries	70-90
Individual Registries Write-up (with table of source of registration)	
<i>Bangalore</i>	<i>92-110</i>
<i>Barshi</i>	<i>111-145</i>
<i>Bhopal</i>	<i>146-164</i>
<i>Chennai</i>	<i>165-183</i>
<i>Delhi</i>	<i>184-202</i>
<i>Mumbai</i>	<i>203-221</i>
<i>Cachar District</i>	<i>222-240</i>
<i>Dibrugarh District</i>	<i>241-259</i>
<i>Kamrup Urban District</i>	<i>260-278</i>
<i>Manipur State</i>	<i>279-329</i>
<i>Mizoram State</i>	<i>330-380</i>
<i>Sikkim State</i>	<i>381-399</i>
<i>Ahmedabad</i>	<i>400-435</i>
<i>Aurangabad</i>	<i>436-453</i>
<i>Kolkata</i>	<i>454-472</i>
<i>Kollam</i>	<i>473-490</i>
<i>Nagpur</i>	<i>491-508</i>
<i>Pune</i>	<i>509-528</i>
<i>Thiruvananthapuram</i>	<i>529-544</i>
Addresses	545
Other Publications of NCRP	547

ACKNOWLEDGEMENTS

*Dr V. M. Katoch, Secretary, Department of Health Research &
Director General, ICMR;*

Dr Bela Shah, Head, Division of NCD, ICMR;

Principal Investigators and Staff of Population Based Cancer Registries;

Cooperating hospitals, nursing homes and other medical institutions;

All other Population and Hospital Based Cancer Registries;

Members of Steering Committee;

Members of Monitoring Committee;

Staff of Division of NCD, ICMR, New Delhi;

Staff of Coordinating Unit, NCRP, Bangalore.

OBITUARY

Dr A.K. PRABHAKAR (1942-2010)

Dy Director General (Sr Gr) (1996-2002)
Division of NCD-ICMR

was instrumental in initiating the NCRP along with
Dr. Usha K. Luthra and Dr. Ravi Rengachari in 1981.

FOREWORD



I am pleased to write this foreword for the consolidated report of twenty Population Based Cancer Registries (PBCRs) covering three years from 2006 to 2008. This is the outcome of the efforts of the PBCRs under the National Cancer Registry Programme (NCRP) of the Council. This is for the first time that the PBCR report includes data from 20 PBCRs. It includes the information provided by the six well-established older registries, six registries of the North East and eight relatively newer registries. Hopefully in the forthcoming years each state of the country would have at least one PBCR.

The main emphasis of PBCR reports is on describing incidence rates and patterns of cancer in the country. It serves as an important baseline in planning early detection and prevention programmes, evolving indicators for the same and in also undertaking aetiological and risk factor research in cancer. This increases the importance of this evidence-based report. Though the geographic area and the population covered by the registries is small, compared to the vastness of the country and its huge population, the data does give a fair idea of the cancer problem in the country.

Application of electronic information technology in processing the data has greatly helped in reducing the time gap between the calendar year of data collection and report publication. This has also helped in standardizing data processing methodology and timely rectification of inconsistencies in data.

The coordination and management of primary data received from various centres across the country involves considerable effort. The staff of the Coordinating Unit of NCRP deserves to be commended for their dedicated work that has enabled in the successful completion of this report. I am sure that as in the past this report will serve as a good resource material to academicians, researchers, policy makers and other stake holders.



Dr V.M. Katoch

Secretary, Department of Health Research &
Director General, ICMR

PREFACE

The Indian Council of Medical Research commenced the National Cancer Registry Programme (NCRP) in the year 1981 with the main objective of generating reliable data on the magnitude and patterns of cancer in the country. Initially, three population (PBCR) and three hospital (HBCR) based cancer registries were set up and these registries commenced data collection from 1 January 1982. Over the years, the registry network has expanded so as to have twenty six PBCRs and six HBCRs under the NCRP network. Through this network, all the eight states of the North East have at least one PBCR and these cover the vast majority of the population in this region.

The application and use of electronic information technology has greatly speeded up data processing and preparation of the report while significantly improving the quality of data. The challenge in the coming years is to ensure that the technology is used by many of the major sources of registration of cancer cases that provide information to a PBCR.

The PBCR reports have over a period of time, become the standard work of reference not only within our country but abroad as well. Besides providing information on what type of cancer and where it is occurring and what is its magnitude, these documents have contributed a base for deciding priorities in cancer control programmes in India. More specifically, Chapter 6 compares the incidence patterns of cancer across twenty population based cancer registries indicating striking differences. The need for having region specific cancer control measures is obvious from this information.

The present report is a culmination of sustained efforts made by the cancer registries and the NCRP. The unstinted support of Director General, ICMR to this programme is gratefully acknowledged. It is hoped that this publication will provide an insight and serve as a useful reference on cancer incidence in India for researchers, clinicians, health administrators and others interested in this field. The Coordinating Unit of the NCRP and the registries with their team members deserve to be congratulated for their dedicated work and providing quality data which enabled the successful completion of this report.



Dr Bela Shah

Head, Division of Non-Communicable Diseases, ICMR

Three-Year Report of Population Based Cancer Registries 2006-2008

Executive Summary

Since the establishment of the National Cancer Registry Programme in 1982 this is the first report of 20 Population Based Cancer Registries (PBCR) covering 7% of the population. Though the population covered is small, it gives a fair idea of the patterns of cancer prevailing in the different regions of the country. The basic emphasis of the PBCR is to provide information on cancer incidence and mortality in the community. The PBCR also provides information on variation in incidence rates and mortality rates over time. This has greatly helped in providing indicators for cancer control. Thus a decline in incidence rate of certain cancers indicates the effectiveness of a cancer control activity unless there are other compounding reasons for the same.

Cancer incidence is generally expressed as age adjusted and age standardized (according to World Standard Population) incidence rate per 100,000 persons. For all anatomical sites, the AAR varied for males from 40.8 per 100,000 persons in Barshi Expanded Registry area to 249.5 per 100,000 persons in Aizawl District (Mizoram State). For females it ranged from 49.0 in Ahmedabad Rural to 210.0 in Aizawl District. The details of such rates including cumulative rate and risk are outlined in chapter 1.

Chapter 2 provides ten leading sites of cancer, in 20 PBCRs depicted across 25 registry areas. Among older urban registries at Bangalore, Bhopal, Chennai, Delhi and Mumbai cancer of the lung was the leading site of cancer among males. Among females, breast was the leading site of cancer. Among North Eastern Registries, cancer of the oesophagus was the leading site among males in all the registries in Assam but not in the other North East registries. Lung was the leading site in Manipur whereas stomach was the leading site in Sikkim and Mizoram. Among females cancer of the breast was the leading site in all the three registries in Assam whereas lung was the leading site in Manipur and Mizoram and cervix uteri in Sikkim state. The two registries in Gujarat state (Ahmedabad Rural and Urban) showed tongue and mouth as the leading sites in males and cancer of the breast as leading site in females. In males in Aurangabad, Kolkata and Mumbai the leading site was lung cancer and among females it was breast cancer. The other two registries in Maharashtra state - Nagpur and Pune showed mouth as the leading site of cancer in males and breast in females. The two registries in Kerala state had similar leading sites of cancer with lung in males and breast in females.

Chapter 3 gives the summary of sites of cancer associated with the use of tobacco. Dibrugarh district among males had the highest relative proportion with 57% of cancers being of those sites associated with the use of tobacco. Among females also, Dibrugarh district had the highest proportion with 26.3% of all cancers being tobacco related.

Chapter 4 gives the summary of Basis of Diagnosis of the cancers. The proportion of microscopic verification in males varied from 61.5% in Mizoram excluding Aizawl to 93.9% in Imphal West district. Among females, the microscopic verification ranged from 56.4% in Mizoram excluding Aizawl to 94.4% in Imphal West district.

The details of cancer mortality are provided in chapter 5. The mortality / incidence ratio(M/I) was highest in Barshi Rural (82.0) and lowest in Delhi (11.8). Among females also, the rural registry at Barshi showed the highest M/I ratio of 73.1.

Chapter 6 compares the cancer incidence and patterns of all 25 registry areas for selected leading sites of cancer. The AAR of cancer of the oral cavity that comprises mouth and tongue was comparatively high in the registries at Gujarat, Bhopal and Kerala as also the registries at Bangalore and Chennai especially among females. Cancer of the nasopharynx was distinctly higher in the North Eastern registries. Cancer of the oesophagus was common in Assam and Mizoram in both males and females. Cancer of the stomach was the highest in registries in Mizoram and Sikkim followed by Chennai in males as well as females. Cancer of the colon in males was high in Imphal West district and in the urban PBCRs at Bangalore, Mumbai, Thiruvananthapuram and Chennai. Cancer of the lung was considerably high in Mizoram and all other North Eastern states in both males and females. Bangalore and Thiruvananthapuram had the highest AAR for cancer of the breast and corpus uteri. Delhi had the highest AAR of 10.9 for cancer of the prostate in males.

The thrust of work of the Coordinating Unit of NCRP in recent times has been to harness the power of electronic information technology. Accordingly, the PBCR Data Management software has been developed in-house and distributed to most of the registries. This has greatly helped in further systematizing data checking, processing and analysis. Thus the NCRP has been able to come up with the report of the 2008 data for almost all the registries under NCRP in late 2010.



Dr A. Nandakumar
*Deputy Director General (Sr Gr) &
Officer-in-Charge*

NATIONAL CANCER REGISTRY PROGRAMME

The National Cancer Registry Programme (NCRP) was commenced by the Indian Council of Medical Research (ICMR) with a network of cancer registries across the country in December 1981. The main objectives of this Programme were: 1. To generate reliable data on the magnitude and patterns of cancer; 2. Undertake epidemiological studies based on results of registry data; 3. Help in designing, planning, monitoring and evaluation of cancer control activities under the National Cancer Control Programme (NCCP); 4. Develop training programmes in cancer registration and epidemiology.

With these objectives three Population Based Cancer Registries (PBCRs) at Bangalore, Chennai and Mumbai and three Hospital Based Cancer Registries (HBCRs) at Chandigarh, Dibrugarh and Thiruvananthapuram were commenced from 1 January 1982. The PBCRs have gradually expanded over the years and as of now there are 26 PBCRs and 6 HBCRs under the NCRP network and these are illustrated in the map overleaf.

The NCRP is a long term activity of the ICMR and the office of the NCRP is located in Bangalore. It is assisted by a Steering Committee and a Monitoring Committee that meets periodically to oversee and guide its functioning. A review meeting is held annually where the Principal Investigators and staff of the registries present results and participate in the discussions. The meeting is preceded by a workshop.

Cancer registration in India is active and staff of all registries visit hospitals, pathology laboratories and all other sources of registration of cancer cases on a routine basis. Death certificates are also scrutinized from the municipal corporation units and information collected on all cases where cancer is mentioned on the death certificates.

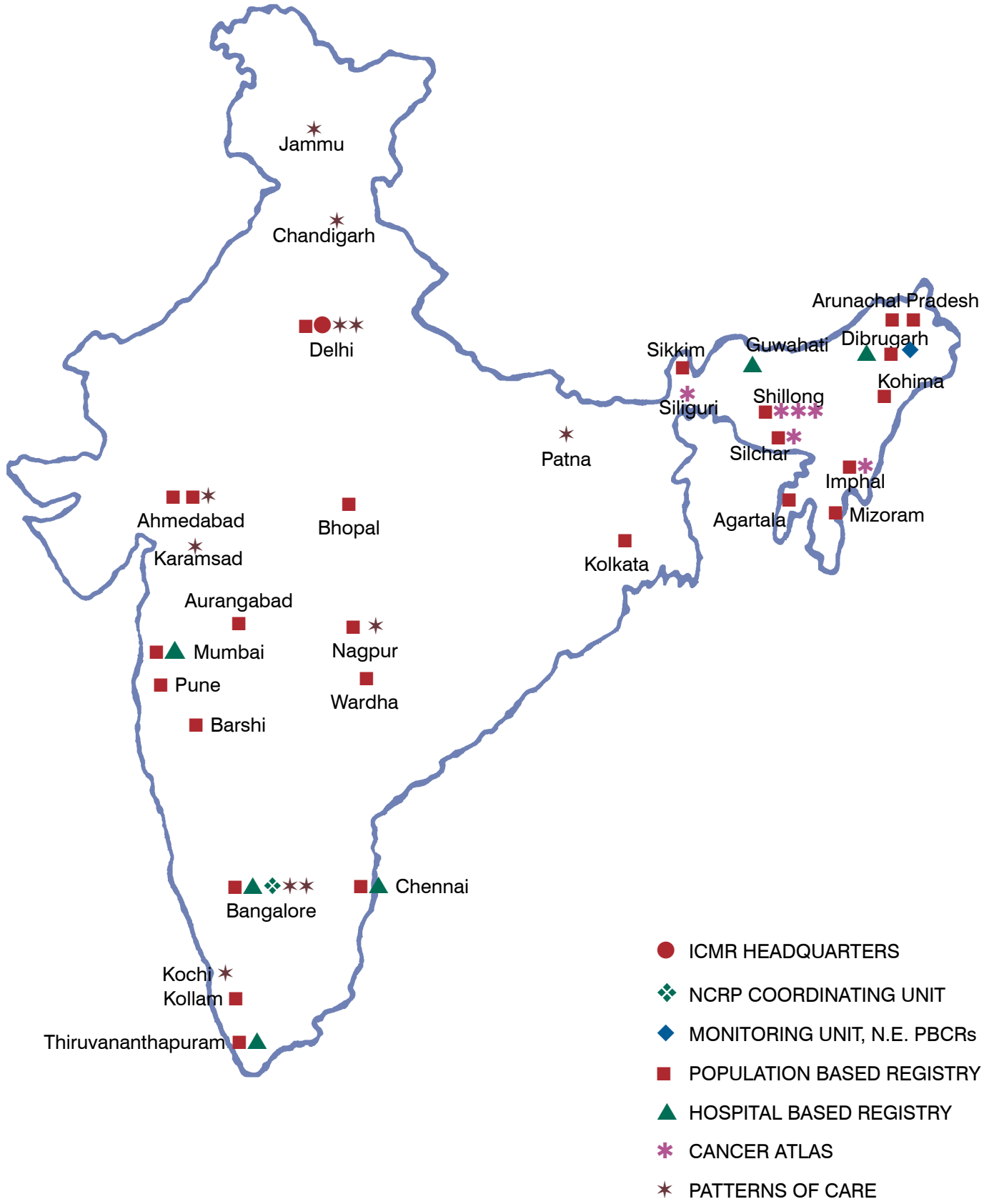
The information that is collected on a core form that is computer ready is subsequently entered in to a computer. Over the years, the registries and the office of the NCRP have used modern advances in electronic information technology to not only enter the data but also help in specific activities that involves checking of the data, verification of duplicates and matching mortality and incidence records. Electronic processing of data is now being tried out in some registries.

Data quality and completeness of coverage is a prime requisite for good cancer registration. This is ensured to the best possible extent by the NCRP.

Over the years, the staff from registries and the NCRP have benefited from both short term and long term training fellowships in established institutions in developed countries. This has helped the working of the cancer registries and also to evolve epidemiological studies. Data from the NCRP registries is regularly published in succeeding volumes of Cancer Incidence in Five Continents published by the International Agency for Research on Cancer - the cancer research arm of the World Health Organization (WHO).

NATIONAL CANCER REGISTRY PROGRAMME

(Indian Council of Medical Research)



Chapter 1

POPULATION AND CANCER INCIDENCE

The major concern of population based cancer registries (PBCR) is to calculate cancer incidence rates, study the rates of individual cancers by comparing cancer incidence and patterns in other registries and in different subgroups of population in the respective areas.

The population based cancer registration data can be used to describe the magnitude of cancer burden in the community, for etiological studies, monitoring and assessing the effectiveness of cancer control activities.

Geographical Area and Population at Risk

Table 1.1 shows the number of male and female population covered by 20 PBCRs, provides information from 25 geographical areas. The average population covered per year ranged from 3.8 lakhs in Aizawl District of Mizoram State to 165 lakhs in Delhi Registry.

Cancer Incidence - All Sites (ICD-10: C00-C96)

Cancer incidence refers to new cases of cancer diagnosed in a given population during a specified time period. The annual average incidence and mortality rates per 100,000 population are provided in this report.

This report is for the cases registered during the three year period between 1 January 2006 to 31 December 2008 for 13 of the 20 PBCRs (Barshi, Bhopal, Chennai, Mumbai, Ahmedabad Rural District and Ahmedabad Urban PBCRs, Pune, Kollam, Dibrugarh, Kamrup Urban District, Manipur State, Mizoram State and Sikkim State). PBCRs at Aurangabad, Thiruvananthapuram and Nagpur provided data for the year 2005 also. However, the data of 2008 for Nagpur PBCR was incomplete and therefore not included. For the registries at Bangalore, Delhi and Kolkata the cases are based on the two year period from 1 January 2006 to 31 December 2007 and for Cachar PBCR (earlier covering only Silchar town) and Barshi expanded registry covering Beed and Osmanabad districts the report is for the cases registered for the two years from 1 January 2007 to 31 December 2008.

Table 1.2 shows the number of cases registered during the respective periods by gender in different registries. The first five maximum number of cases were registered from the PBCRs at Mumbai (33230), Delhi (26333), Chennai (15258), Bangalore (12624) and Ahmedabad Urban (9442). Cancer cases in males were more than females in Delhi, Ahmedabad Urban, Kamrup Urban District, Cachar District and Dibrugarh District (Table 1.2). Slight variation was observed in numbers between the sexes in the registries at Kollam, Kolkata, Bhopal, Mizoram State, Ahmedabad Rural District, Manipur State excluding Imphal West District and Sikkim State. Female cancer cases were more than males in Mumbai, Chennai, Bangalore, Pune, Thiruvananthapuram, Nagpur, Manipur State, Barshi, Barshi Expanded and Aurangabad.

Table 1.1: Estimated Population of all PBCRs

Registry	Male	Annual Average	Female	Annual Average	Total Pop	Annual Total pop.
Bangalore (2006-2007)	7219061	3609530	6566224	3283112	13785285	6892642
Barshi Rural (2006-2008)	822156	274052	751829	250610	1573986	524662
<i>Barshi Expanded</i> (2007-2008)	4491479	2245740	4170295	2085148	8661774	4330887
Bhopal (2006-2008)	2860395	953465	2575740	858580	5436135	1812045
Chennai (2006-2008)	7144025	2381342	6943316	2314439	14087340	4695780
Delhi (2006-2007)	18164890	9082445	14838466	7419233	33003356	16501678
Mumbai (2006-2008)	22439324	7479775	18044216	6014739	40483541	13494514
Cachar District (2007-2008)	1664997	832499	1587681	793841	3252678	1626339
Dibrugarh District (2006-2008)	1978982	659661	1877631	625877	3856613	1285538
Kamrup Urban District (2006-2008)	1790022	596674	1563390	521130	3353411	1117804
Manipur State (MR) (2006-2008)	3670522	1223507	3638997	1212999	7309519	2436506
<i>Imphal West District</i> (2006-2008)	730085	243362	743592	247864	1473676	491225
<i>MR - Excl. Imphal West</i> (2006-2008)	2940437	980146	2895405	965135	5835843	1945281
Mizoram State (MZ) (2006-2008)	1610427	536809	1520897	506966	3131325	1043775
<i>Aizawl District</i> (2006-2008)	584205	194735	560904	186968	1145109	381703
<i>MZ - Excl. Aizawl</i> (2006-2008)	1026223	342074	959994	319998	1986216	662072
Sikkim State (2006-2008)	1039454	346485	906963	302321	1946418	648806
Ahmedabad - Rural (2006-2008)	2592022	864007	2337992	779331	4930014	1643338
Ahmedabad - Urban (2006-2008)	7446611	2482204	6563526	2187842	14010137	4670046
Aurangabad (2005-2008)	2342222	585556	2134345	533586	4476567	1119142
Kolkata (2006-2007)	5065041	2532520	4290324	2145162	9355364	4677682
Kollam (2006-2008)	3881664	1293888	4232848	1410949	8114512	2704837
Nagpur (2005-2007)	3577343	1192448	3389009	1129670	6966352	2322117
Pune (2006-2008)	7392489	2464163	6636062	2212021	14028551	4676184
Thiruvananthapuram (2005-2008)	2260858	565215	2379556	594889	4640414	1160104

Table 1.2: Total Number of Cases Registered for all PBCRs

Registry	Male	Female	Total Cases
Bangalore (2006-2007)	5645	6979	12624
Barshi Rural (2006-2008)	389	394	783
<i>Barshi Expanded</i> (2007-2008)	1548	1977	3525
Bhopal (2006-2008)	2015	1962	3977
Chennai (2006-2008)	7392	7866	15258
Delhi (2006-2007)	13720	12613	26333
Mumbai (2006-2008)	15745	17485	33230
Cachar District (2007-2008)	1586	953	2539
Dibrugarh District (2006-2008)	1483	1038	2521
Kamrup Urban District (2006-2008)	1952	1304	3256
Manipur State (MR) (2006-2008)	1934	2035	3969
<i>Imphal West District</i> (2006-2008)	605	752	1357
<i>MR - Excl. Imphal West</i> (2006-2008)	1329	1283	2612
Mizoram State (MZ) (2006-2008)	1838	1542	3380
<i>Aizawl District</i> (2006-2008)	914	778	1692
<i>MZ - Excl. Aizawl</i> (2006-2008)	924	764	1688
Sikkim State (2006-2008)	606	549	1155
Ahmedabad - Rural (2006-2008)	1400	1002	2402
Ahmedabad - Urban (2006-2008)	5215	4227	9442
Aurangabad (2005-2008)	928	960	1888
Kolkata (2006-2007)	4611	4427	9038
Kollam (2006-2008)	4656	4374	9030
Nagpur (2005-2007)	2668	2754	5422
Pune (2006-2008)	4047	4547	8594
Thiruvananthapuram (2005-2008)	2851	2904	5755

Table 1.3: Crude Rate (CR), Age Adjusted (AAR) and Truncated (TR) Incidence Rates per 100,000 population in different PBCRs

Registry	Male			Female		
	CR	AAR	TR	CR	AAR	TR
Bangalore (2006-2007)	78.2	113.4	168.2	106.3	139.1	287.0
Barshi Rural (2006-2008)	47.3	51.5	99.8	52.4	55.1	134.3
<i>Barshi Expanded</i> (2007-2008)	34.5	40.8	89.5	47.4	54.3	136.8
Bhopal (2006-2008)	70.4	104.6	175.4	76.2	105.5	225.1
Chennai (2006-2008)	103.5	115.2	202.3	113.3	121.1	256.7
Delhi (2006-2007)	75.5	124.3	209.1	85.0	121.2	262.9
Mumbai (2006-2008)	70.2	99.1	150.8	96.9	110.4	214.6
Cachar District (2007-2008)	95.3	133.5	270.6	60.0	78.4	182.6
Dibrugarh District (2006-2008)	74.9	109.6	203.0	55.3	78.5	177.1
Kamrup Urban District (2006-2008)	109.1	161.6	252.5	83.4	122.5	243.4
Manipur State (MR) (2006-2008)	52.7	72.5	129.7	55.9	72.5	148.3
<i>Imphal West District</i> (2006-2008)	82.9	103.9	169.4	101.1	115.6	224.4
<i>MR - Excl. Imphal West</i> (2006-2008)	45.2	63.8	118.7	44.3	59.7	125.9
Mizoram State (MZ) (2006-2008)	114.1	176.5	330.5	101.4	152.8	293.3
<i>Aizawl District</i> (2006-2008)	156.5	249.5	456.0	138.7	210.0	382.1
<i>MZ - Excl. Aizawl</i> (2006-2008)	90.1	137.6	262.4	79.6	119.9	243.2
Sikkim State (2006-2008)	58.3	89.0	130.8	60.5	99.8	181.7
Ahmedabad - Rural (2006-2008)	54.0	71.7	138.7	42.9	49.0	110.8
Ahmedabad - Urban (2006-2008)	70.0	94.4	169.7	64.4	75.4	156.2
Aurangabad (2005-2008)	39.6	64.9	122.5	45.0	65.0	154.2
Kolkata (2006-2007)	91.0	86.0	144.0	103.2	95.3	212.0
Kollam (2006-2008)	119.9	113.6	198.4	103.3	89.7	184.4
Nagpur (2005-2007)	74.6	91.2	166.2	81.3	91.2	203.1
Pune (2006-2008)	54.7	78.8	115.7	68.5	85.5	169.1
Thiruvananthapuram (2005-2008)	126.1	121.7	205.0	122.0	108.3	223.6

Crude Rate (CR)

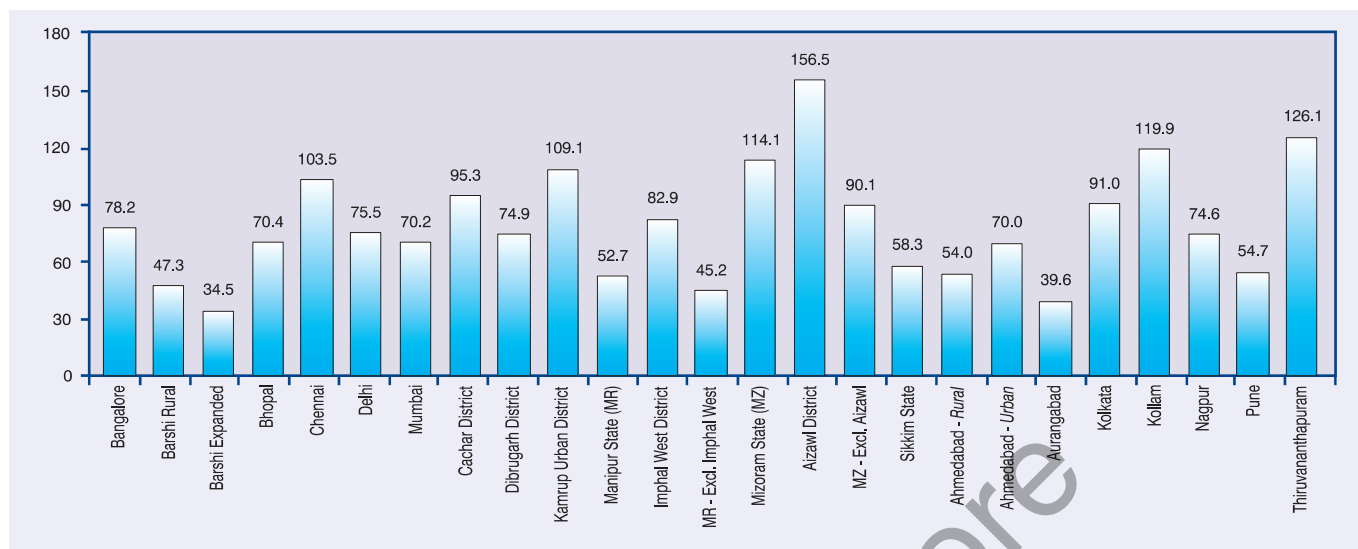
The first five highest CR per 100,000 population among males was observed in Aizawl District (156.5) followed by Thiruvananthapuram (126.1), Kollam (119.9), Mizoram State (114.1) and Kamrup Urban District (109.1). Similarly among females the first five highest CR was observed in Aizawl District (138.7) followed by Thiruvananthapuram (122.0), Chennai (113.3), Bangalore (106.3) and Kollam (103.3). Aizawl District and Thiruvananthapuram showed the highest CR in both males and females.

Age Adjusted Rates (AAR)

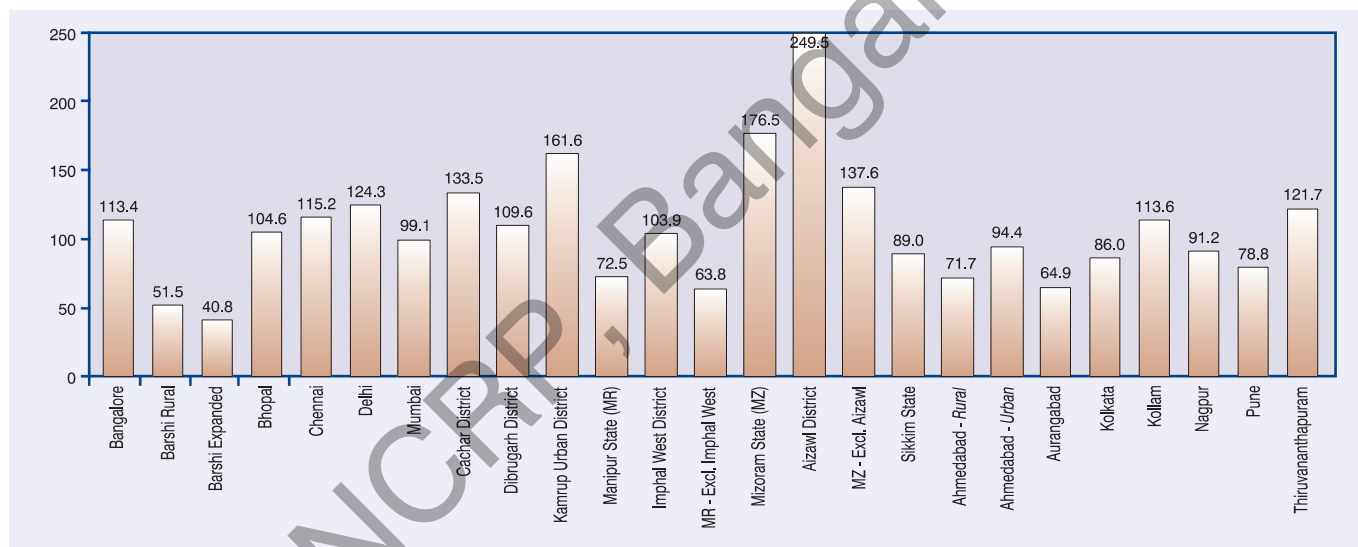
AAR per 100,000 population in males ranged from 40.8 in Barshi Expanded to 249.5 in Aizawl District of Mizoram state. In females it ranged from 49.0 in Ahmedabad Rural to 210.0 in Aizawl District of Mizoram state.

**Fig. 1.1: Average Annual Crude, Age Adjusted and Truncated Incidence Rates
All Sites of Cancer (ICD-10): C00-C96 - MALES**

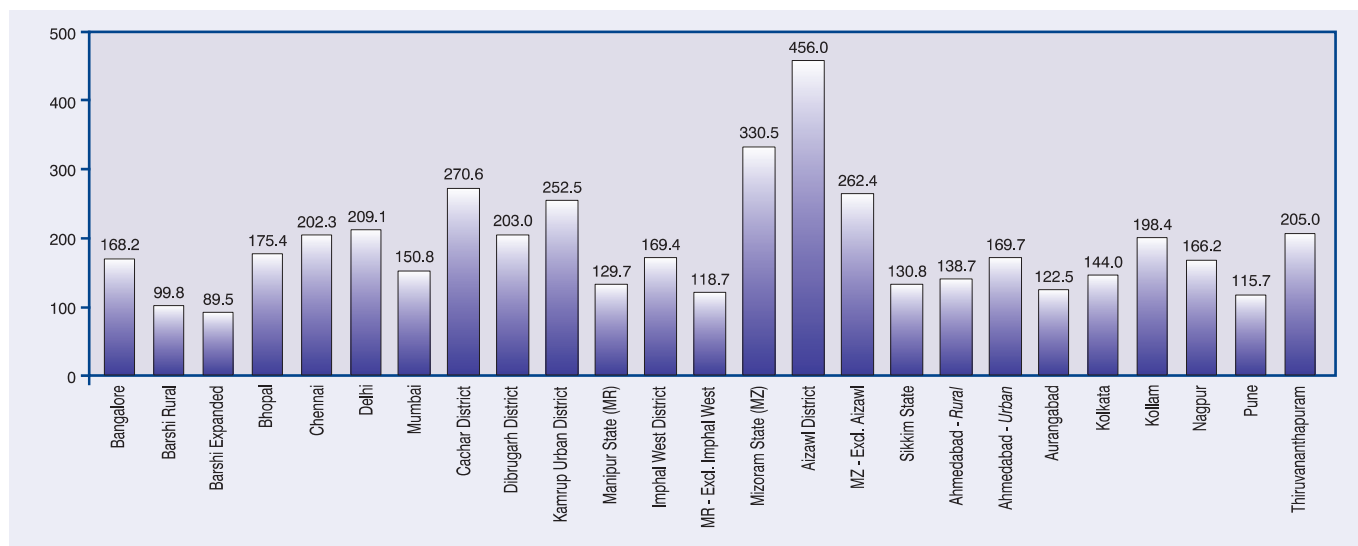
Crude Rate



Age Adjusted Rate

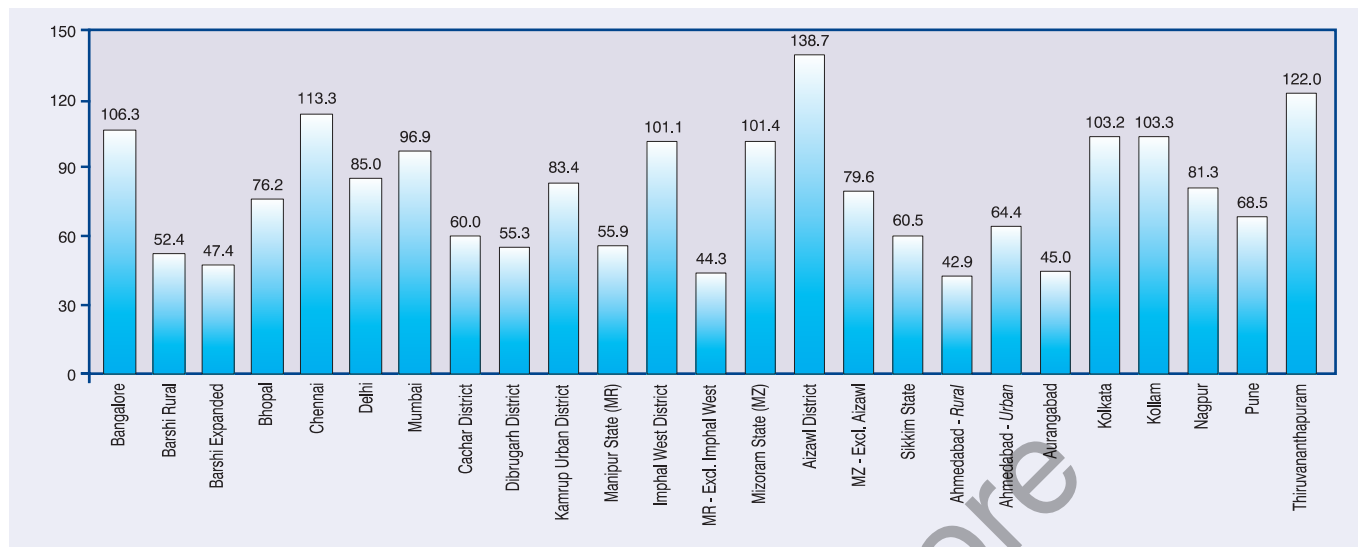


Truncated Rate

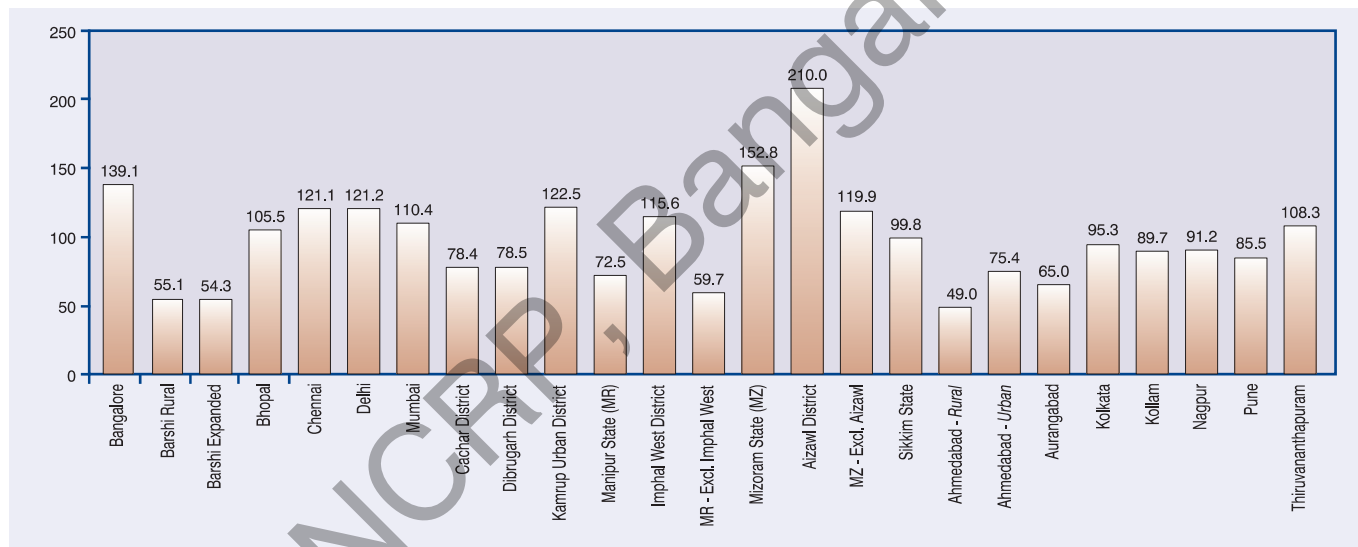


**Fig. 1.1: Average Annual Crude, Age Adjusted and Truncated Incidence Rates
All Sites of Cancer (ICD-10): C00-C96 - FEMALES (Contd...)**

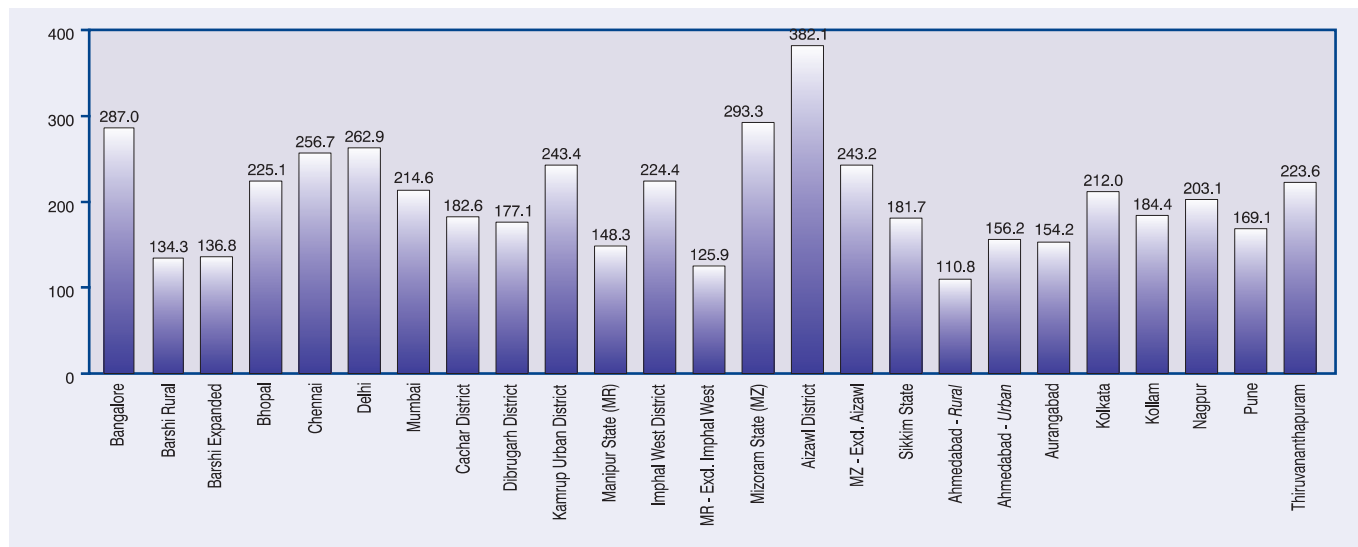
Crude Rate



Age Adjusted Rate



Truncated Rate



Truncated Rates (TR)

In males, the TR per 100,000 population ranged from 89.5 in Barshi Expanded to 456.0 in Aizawl District. Similarly, in females, it ranged from 110.8 in Ahmedabad Rural District to 382.1 in Aizawl District of Mizoram State.

Cumulative Rate and Risk

Day (1987) proposed the Cumulative rate as another age standardised incidence rate. The Cumulative risk is the probability that an individual will be diagnosed with cancer during a certain age period in the absence of any competing cause of death and assuming that the current trends prevail over the time period. For practical purposes, Cumulative rate is a good approximation of Cumulative risk over the defined period of time.

Cumulative Risk(%) in 0-64 years

Among males, except for the registry of Barshi the cumulative risk ranged from 3.7% in Barshi Expanded to 14.5% in Aizawl District of Mizoram State. This cumulative risk (%) gives an idea about a person developing cancer during the life period of 0-64 years of age, for example, in Ahmedabad District (other than Ahmedabad Urban) 4.9% of males in the age group of 0-64 years are likely to develop cancer in their life time. In Barshi Expanded the cumulative risk was 3.2%.

Among females, except for the registry of Ahmedabad District (other than Ahmedabad Urban) the cumulative risk ranged from 4.4% in Barshi Rural and Manipur Dtate excluding Imphal West District to 12.4% in Aizawl District of Mizoram State. This means on an average in Chennai about 8.6% of females in 0-64 age group are likely to develop cancer in their life time. In Ahmedabad District (other than Ahmedabad Urban), the cumulative risk was 3.7%.

Cumulative Risk(%) in 0-74 years

Among males, the cumulative risk(%) in the 0-74 year age group ranged from 4.3% in Barshi Expanded to 24.0% in Aizawl District of Mizoram State. Among females, the cumulative risk percentage in the 0-74 age group ranged from 5.0% in Ahmedabad District (other than Ahmedabad Urban) to 21.7% in Aizawl District of Mizoram State.

In both males and females, the cumulative risk(%) in the 0-74 years age group was almost double that seen in 0-64 years age group.

Table 1.4: Cumulative Incidence Rate, Cumulative Risk and Possibility of one in number of persons developing Cancer of any Site (ICD-10): C00-C96 for all PBCRs (2006-2008)

Calculation based on age specific rates from 0-64 and 0-74 years of age

Registry	Cumulative Rates (%)				Cumulative Risk (%)				Possibility of one in number of persons developing cancer			
	0-64 Years		0-74 Years		0-64 Years		0-74 Years		0-64 Years		0-74 Years	
	Male	Female	Male	Female	Male	Female	Male	Female	Male	Female	Male	Female
Bangalore (2006-2007)	6.2	10.0	13.6	16.1	6.0	9.5	12.7	14.9	17	10	8	7
Barshi Rural (2006-2008)	3.8	4.5	5.6	6.2	3.7	4.4	5.5	6.0	27	23	18	17
<i>Barshi Expanded</i> (2007-2008)	3.3	4.6	4.4	5.8	3.2	4.5	4.3	5.6	31	22	23	18
Bhopal (2006-2008)	6.4	7.8	12.4	12.1	6.2	7.5	11.6	11.4	16	13	9	9
Chennai (2006-2008)	7.5	9.0	13.8	13.8	7.2	8.6	12.9	12.9	14	12	8	8
Delhi (2006-2007)	7.8	9.2	14.6	13.7	7.5	8.8	13.6	12.8	13	11	7	8
Mumbai (2006-2008)	5.5	7.6	11.1	12.1	5.4	7.3	10.5	11.4	19	14	10	9
Cachar District (2007-2008)	9.5	6.3	16.1	8.8	9.1	6.1	14.8	8.4	11	16	7	12
Dibrugarh District (2006-2008)	7.2	6.0	13.4	9.0	6.9	5.8	12.5	8.6	14	17	8	12
Kamrup Urban District (2006-2008)	8.9	8.5	19.6	14.6	8.6	8.1	17.9	13.6	12	12	6	7
Manipur State (MR) (2006-2008)	4.7	5.3	8.7	8.1	4.6	5.2	8.3	7.8	22	19	12	13
<i>Imphal West District</i> (2006-2008)	6.2	8.0	12.3	12.9	6.0	7.7	11.6	12.1	17	13	9	8
<i>MR - Excl. Imphal West</i> (2006-2008)	4.3	4.5	7.7	6.7	4.2	4.4	7.4	6.5	24	23	14	15
Mizoram State (MZ) (2006-2008)	11.4	10.2	20.2	17.7	10.8	9.7	18.3	16.3	9	10	5	6
<i>Aizawl District</i> (2006-2008)	15.7	13.3	27.5	24.5	14.5	12.4	24.0	21.7	7	8	4	5
<i>MZ - Excl. Aizawl</i> (2006-2008)	9.2	8.5	16.2	14.0	8.8	8.2	15.0	13.0	11	12	7	8
Sikkim State (2006-2008)	4.8	6.3	10.3	11.9	4.7	6.1	9.8	11.2	21	16	10	9
Ahmedabad Rural (2006-2008)	5.0	3.8	8.1	5.1	4.9	3.7	7.8	5.0	20	27	13	20
Ahmedabad Urban (2006-2008)	6.1	5.5	10.7	8.4	6.0	5.3	10.1	8.1	17	19	10	12
Aurangabad (2005-2008)	4.5	5.2	7.7	7.1	4.4	5.1	7.4	6.9	23	20	13	15
Kolkata (2006-2007)	5.3	7.3	10.1	10.4	5.2	7.1	9.6	9.9	19	14	10	10
Kollam (2006-2008)	7.3	6.5	13.5	9.9	7.0	6.3	12.6	9.4	14	16	8	11
Nagpur (2005-2007) *	5.9	6.9	9.8	9.4	5.7	6.7	9.3	9.0	18	15	11	11
Pune (2006-2008)	4.3	5.9	9.0	9.6	4.2	5.7	8.6	9.1	24	17	12	11
Thiruvananthapuram (2005-2008)	7.6	8.0	14.6	12.3	7.3	7.7	13.6	11.6	14	13	7	9

* Updated as of February 2011

Chapter 2

LEADING SITES OF CANCER

The leading sites of cancer for each gender were decided on the basis of proportion relative to all sites of cancer or in other words based on crude incidence rates. Figures 2.1 to 2.20 show the ten leading sites of cancer for both males and females in all registries.

In the description given below, the relative proportions (%) of leading sites are given in parentheses after the name of each leading site. Likewise, the respective CR and AAR per 100,000 population are also shown in parentheses after the name of each site.

BANGALORE

Males: The leading sites of cancer (with relative proportions (%) in parentheses) in Bangalore were lung (8.7%), stomach (8.0%), prostate (6.6%), oesophagus (6.5%), NHL (5.3%) followed by others. The respective CR and AAR per 100,000 population for above sites (given in parentheses) were: lung (6.8 and 10.7), stomach (6.3 and 9.5), prostate (5.2 and 8.9), oesophagus (5.1 and 7.9) and NHL (4.2 and 5.6).

Females: The leading cancer sites among females were breast (26.9%) followed by cervix uteri (15.3%), ovary (5.7%), mouth (4.3%) and oesophagus (4.3%) followed by others. The two leading sites breast and cervix constituted 42% of all cancers in females. The respective CR and AAR per 100,000 population for the above sites were: breast (28.5 and 36.1), cervix (16.2 and 21.1), ovary (6.1 and 7.8), mouth (4.6 and 6.5) and oesophagus (4.5 and 6.4).

TABLE 2.1: Ten Leading Sites of Cancer - Bangalore (2006-2007)

Number of Cases, Relative Proportion (%), Crude Rate (CR), Age Adjusted Rate (AAR), and Truncated Rate (TR)

Males

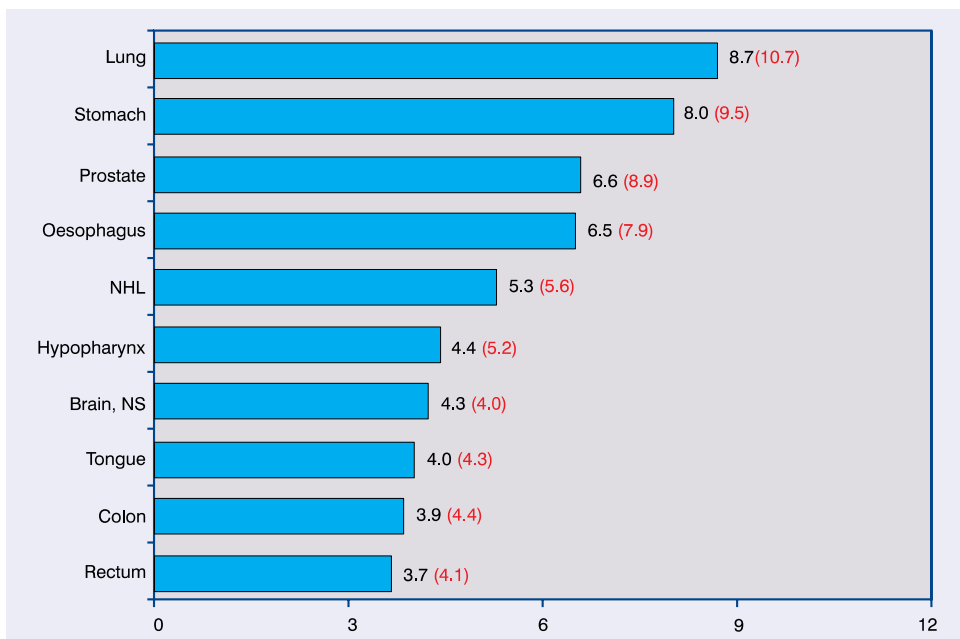
Sl. No.	Leading Sites	No. of Cases	%	CR	AAR	TR
1	Lung	493	8.7	6.8	10.7	15.9
2	Stomach	454	8.0	6.3	9.5	14.0
3	Prostate	373	6.6	5.2	8.9	4.9
4	Oesophagus	369	6.5	5.1	7.9	11.6
5	NHL	300	5.3	4.2	5.6	9.0
6	Hypopharynx	250	4.4	3.5	5.2	9.4
7	Brain, NS	240	4.3	3.3	4.0	7.0
8	Tongue	228	4.0	3.2	4.3	9.3
9	Colon	219	3.9	3.0	4.4	7.4
10	Rectum	208	3.7	2.9	4.1	6.5
	All Sites	5645	100.0	78.2	113.4	168.2

Females

Sl. No.	Leading Sites	No. of Cases	%	CR	AAR	TR
1	Breast	1874	26.9	28.5	36.1	86.4
2	Cervix Uteri	1067	15.3	16.2	21.1	48.1
3	Ovary	401	5.7	6.1	7.8	16.5
4	Mouth	302	4.3	4.6	6.5	12.3
5	Oesophagus	298	4.3	4.5	6.4	10.9
6	Stomach	274	3.9	4.2	5.6	10.4
7	Corpus Uteri	265	3.8	4.0	5.8	12.9
8	Thyroid	224	3.2	3.4	3.8	7.6
9	Colon	190	2.7	2.9	3.9	7.3
10	Lung	181	2.6	2.8	3.9	7.4
	All Sites	6979	100.0	106.3	139.1	287.0

Fig. 2.1: Ten Leading Sites of Cancer - Bangalore (2006-2007)
Age Adjusted Incidence Rates given in parentheses

Males



Females

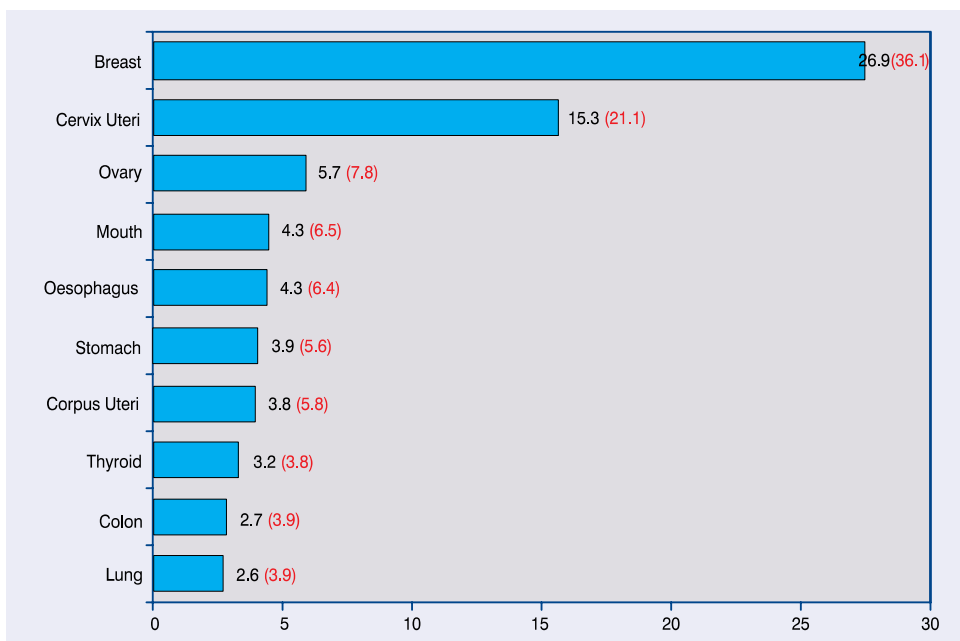


TABLE 2.2(a): Ten Leading Sites of Cancer - Barshi Rural (2006-2008)

Number of Cases, Relative Proportion (%), Crude Rate (CR), Age Adjusted Rate (AAR), and Truncated Rate (TR)

Males

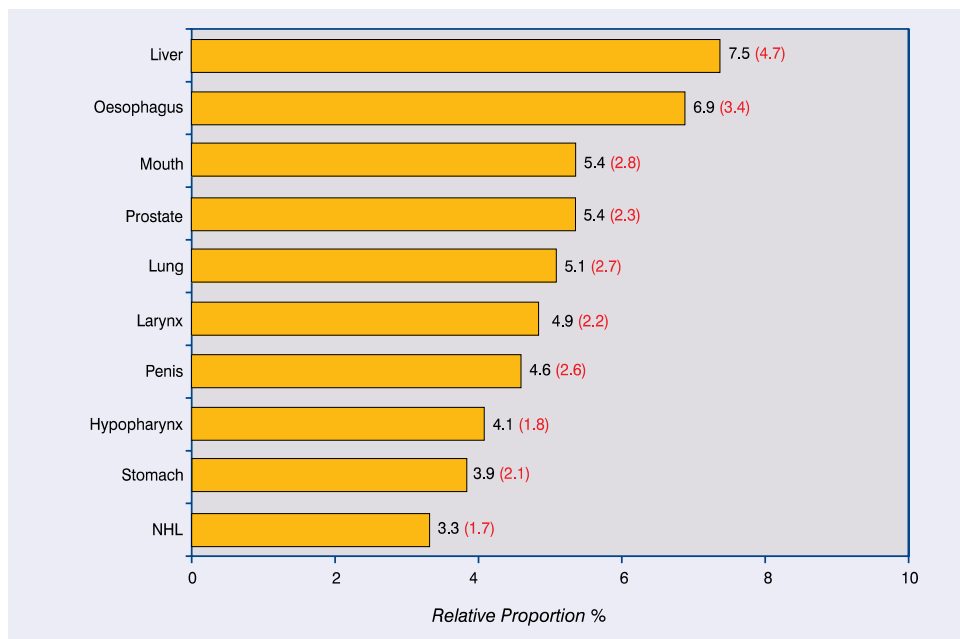
Sl. No.	Leading Sites	No. of Cases	%	CR	AAR	TR
1	Liver	29	7.5	3.5	4.7	12.3
2	Oesophagus	27	6.9	3.3	3.4	6.3
3	Mouth	21	5.4	2.6	2.8	6.3
4	Prostate	21	5.4	2.6	2.3	2.7
5	Lung	20	5.1	2.4	2.7	5.9
6	Larynx	19	4.9	2.3	2.2	3.2
7	Penis	18	4.6	2.2	2.6	5.9
8	Hypopharynx	16	4.1	1.9	1.8	2.4
9	Stomach	15	3.9	1.8	2.1	5.2
10	NHL	13	3.3	1.6	1.7	2.4
	All Sites	389	100.0	47.3	51.5	99.8

Females

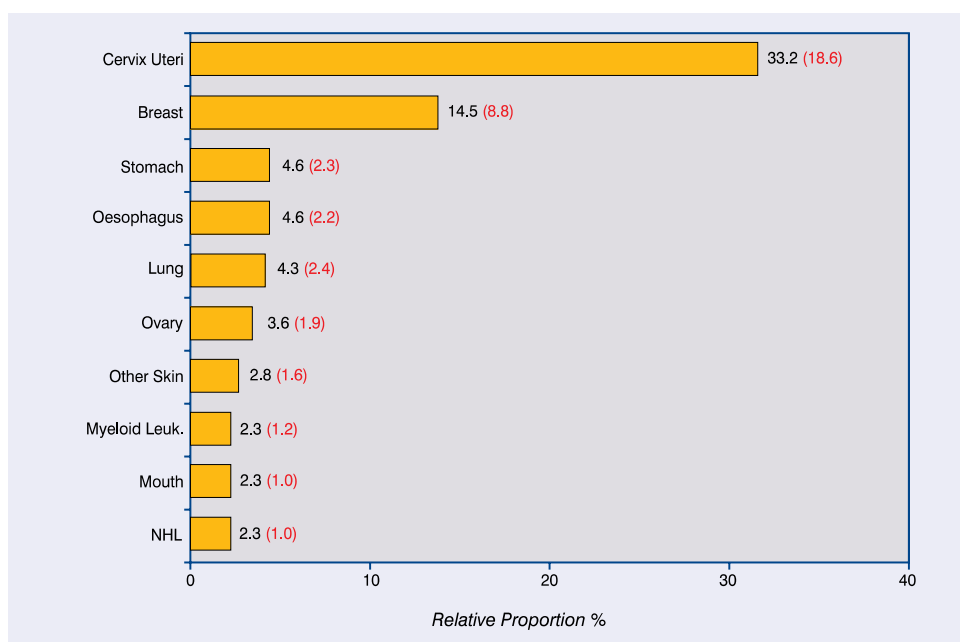
Sl. No.	Leading Sites	No. of Cases	%	CR	AAR	TR
1	Cervix Uteri	131	33.2	17.4	18.6	49.7
2	Breast	57	14.5	7.6	8.8	24.4
3	Oesophagus	18	4.6	2.4	2.2	5.2
4	Stomach	18	4.6	2.4	2.3	5.2
5	Lung	17	4.3	2.3	2.4	5.6
6	Ovary	14	3.6	1.9	1.9	3.9
7	Other Skin	11	2.8	1.5	1.3	2.4
8	Mouth	9	2.3	1.2	1.0	2.3
9	NHL	9	2.3	1.2	1.0	0.4
10	Myeloid Leuk.	9	2.3	1.2	1.2	3.1
	All Sites	394	100.0	52.4	55.1	134.3

Fig. 2.2(a): Ten Leading Sites of Cancer - Barshi Rural (2006-2008)
Age Adjusted Incidence Rates given in parentheses

Males



Females



BARSHI RURAL

Males: The leading sites of cancer were: liver (7.5%), oesophagus (6.9%), mouth (5.4%), prostate (5.4%) and lung (5.1%). The respective CR and AAR per 100,000 population for these sites were: liver (3.5 and 4.7), oesophagus (3.3 and 3.4), mouth (2.6 and 2.8), prostate (2.6 and 2.3) and lung (2.4 and 2.7).

Females: Cervix uteri (33.2%) was the leading site of cancer in Barshi registry area. The other leading sites were breast (14.5%), stomach (4.6%), oesophagus (4.6%) and lung (4.3%). The respective CR and AAR per 100,000 population for the sites were: cervix uteri (17.4 and 18.6), breast (7.6 and 8.8), stomach (2.4 and 2.3), oesophagus (2.4 and 2.2) and lung (2.3 and 2.4).

TABLE 2.2(b): Ten Leading Sites of Cancer - Barshi Expanded (2007-2008)

Number of Cases, Relative Proportion (%), Crude Rate (CR), Age Adjusted Rate (AAR), and Truncated Rate (TR)

Males

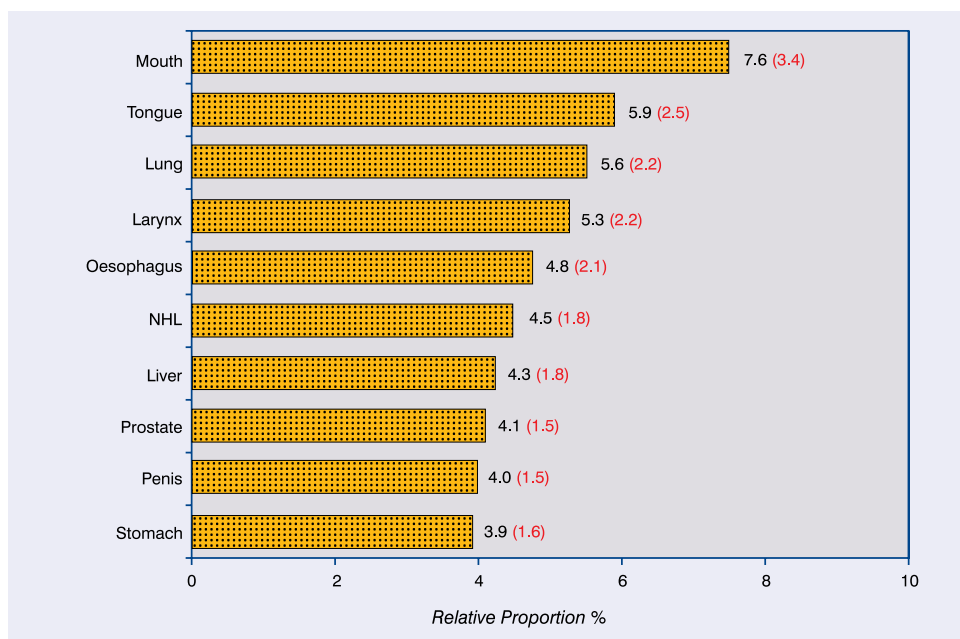
Sl. No.	Leading Sites	No. of Cases	%	CR	AAR	TR
1	Mouth	117	7.6	2.6	3.4	9.4
2	Tongue	92	5.9	2.0	2.5	5.8
3	Lung	86	5.6	1.9	2.2	4.7
4	Larynx	82	5.3	1.8	2.2	4.8
5	Oesophagus	74	4.8	1.6	2.1	5.1
6	NHL	70	4.5	1.6	1.8	3.1
7	Liver	66	4.3	1.5	1.8	4.0
8	Prostate	64	4.1	1.4	1.5	2.5
9	Penis	62	4.0	1.4	1.5	3.3
10	Stomach	61	3.9	1.4	1.6	3.5
	All Sites	1548	100.0	34.5	40.8	89.5

Females

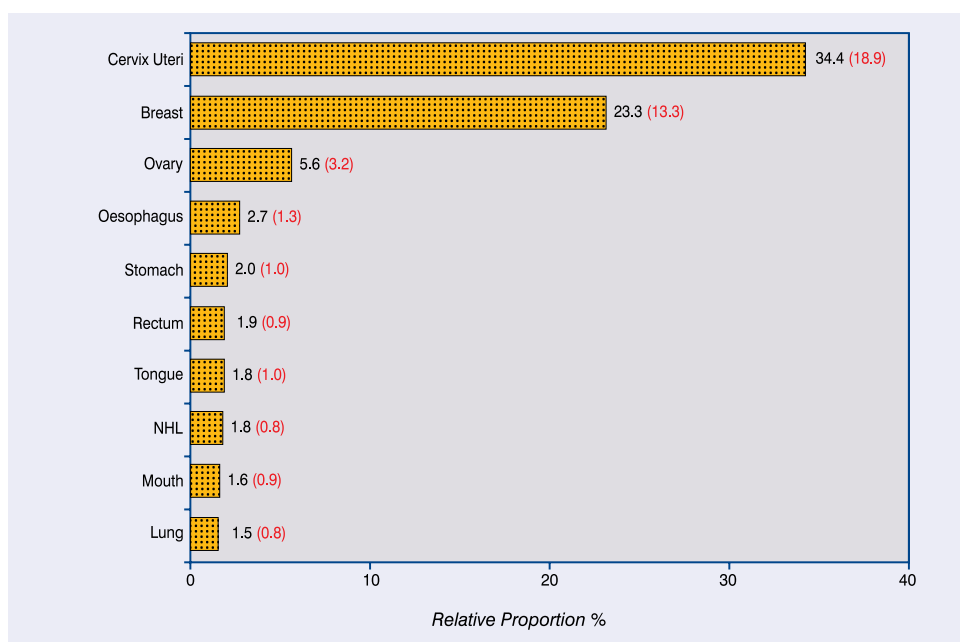
Sl. No.	Leading Sites	No. of Cases	%	CR	AAR	TR
1	Cervix Uteri	681	34.4	16.3	18.9	50.6
2	Breast	460	23.3	11.0	13.3	36.9
3	Ovary	111	5.6	2.7	3.2	8.3
4	Oesophagus	54	2.7	1.3	1.3	3.0
5	Stomach	40	2.0	1.0	1.0	2.5
6	Rectum	37	1.9	0.9	0.9	1.9
7	Tongue	36	1.8	0.9	1.0	2.6
8	NHL	35	1.8	0.8	0.8	1.5
9	Mouth	31	1.6	0.7	0.9	2.4
10	Lung	30	1.5	0.7	0.8	2.0
	All Sites	1977	100.0	47.4	54.3	136.8

Fig. 2.2(b): Ten Leading Sites of Cancer - Barshi Expanded (2007-2008)
Age Adjusted Incidence Rates given in parentheses

Males



Females



BARSHI EXPANDED

Males: The leading sites of cancer were: mouth (7.6%), tongue (5.9%), lung (5.6%), larynx (5.3%) and oesophagus (4.8%). The respective CR and AAR per 100,000 population for these sites were: mouth (2.6 and 3.4), tongue (2.0 and 2.5), lung (1.9 and 2.2), larynx (1.8 and 2.2) and oesophagus (1.6 and 2.1).

Females: Cervix uteri (34.4%) was the leading site of cancer in Barshi Expanded registry area. The other leading sites were breast (23.3%), ovary (5.6%), oesophagus (2.7%) and stomach (2.0%). The respective CR and AAR per 100,000 population for the sites were: cervix uteri (16.3 and 18.9), breast (11.0 and 13.3), ovary (2.7 and 3.2), oesophagus (1.3 and 1.3) and stomach (1.0 and 1.0).

TABLE 2.3: Ten Leading Sites of Cancer - Bhopal (2006-2008)

Number of Cases, Relative Proportion (%), Crude Rate (CR), Age Adjusted Rate (AAR), and Truncated Rate (TR)

Males

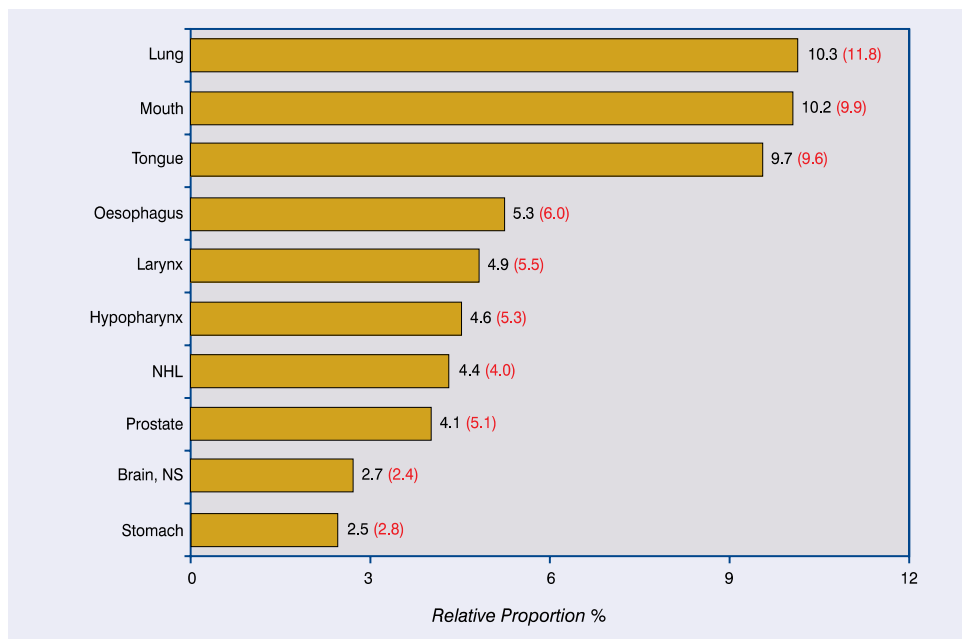
Sl. No.	Leading Sites	No. of Cases	%	CR	AAR	TR
1	Lung	207	10.3	7.2	11.8	22.3
2	Mouth	205	10.2	7.2	9.9	19.8
3	Tongue	195	9.7	6.8	9.6	19.0
4	Oesophagus	107	5.3	3.7	6.0	105.0
5	Larynx	98	4.9	3.4	5.5	10.2
6	Hypopharynx	92	4.6	3.2	5.3	8.3
7	NHL	88	4.4	3.1	4.0	5.4
8	Prostate	82	4.1	2.9	5.1	4.5
9	Brain, NS	55	2.7	1.9	2.4	4.2
10	Stomach	50	2.5	1.7	2.8	4.3
	All Sites	2015	100.0	70.4	104.6	175.4

Females

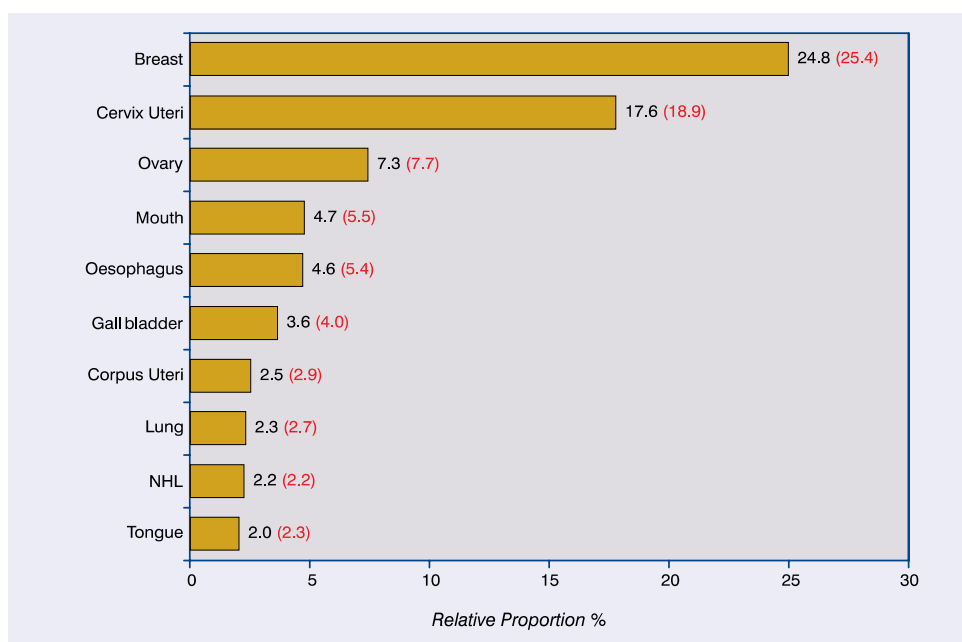
Sl. No.	Leading Sites	No. of Cases	%	CR	AAR	TR
1	Breast	486	24.8	18.9	25.4	61.2
2	Cervix Uteri	346	17.6	13.4	18.9	47.0
3	Ovary	144	7.3	5.6	7.7	18.1
4	Mouth	93	4.7	3.6	5.5	13.2
5	Oesophagus	91	4.6	3.5	5.4	10.1
6	Gallbladder	71	3.6	2.8	4.0	6.9
7	Corpus Uteri	49	2.5	1.9	2.9	8.0
8	Lung	45	2.3	1.7	2.7	4.7
9	NHL	44	2.2	1.7	2.2	3.9
10	Tongue	40	2.0	1.6	2.3	5.3
	All Sites	1962	100.0	76.2	105.5	225.1

Fig. 2.3: Ten Leading Sites of Cancer - Bhopal (2006-2008)
Age Adjusted Incidence Rates given in parentheses

Males



Females



BHOPAL

Males: The leading sites of cancer were: lung (10.3%), mouth (10.2%), tongue (9.7%), oesophagus (5.3%) and larynx (4.9%). The respective CR and AAR per 100,000 population for the sites were: lung (7.2 and 11.8), mouth (7.2 and 9.9), tongue (6.8 and 9.6), oesophagus (3.7 and 6.0) and larynx (3.4 and 5.5).

Females: The leading cancer sites among females were: breast (24.8%) followed by cervix uteri (17.6%), ovary (7.3%), mouth (4.7%) and oesophagus (4.6%). The CR and AAR per 100,000 population for the sites were: breast (18.9 and 25.4) followed by cervix uteri (13.4 and 18.9), ovary (5.6 and 7.7), mouth (3.6 and 5.5) and oesophagus (3.5 and 5.4). The two major sites of cancer namely breast and cervix constituted 42.4% of all cancers.

TABLE 2.4: Ten Leading Sites of Cancer - Chennai (2006-2008)

Number of Cases, Relative Proportion (%), Crude Rate (CR), Age Adjusted Rate (AAR), and Truncated Rate (TR)

Males

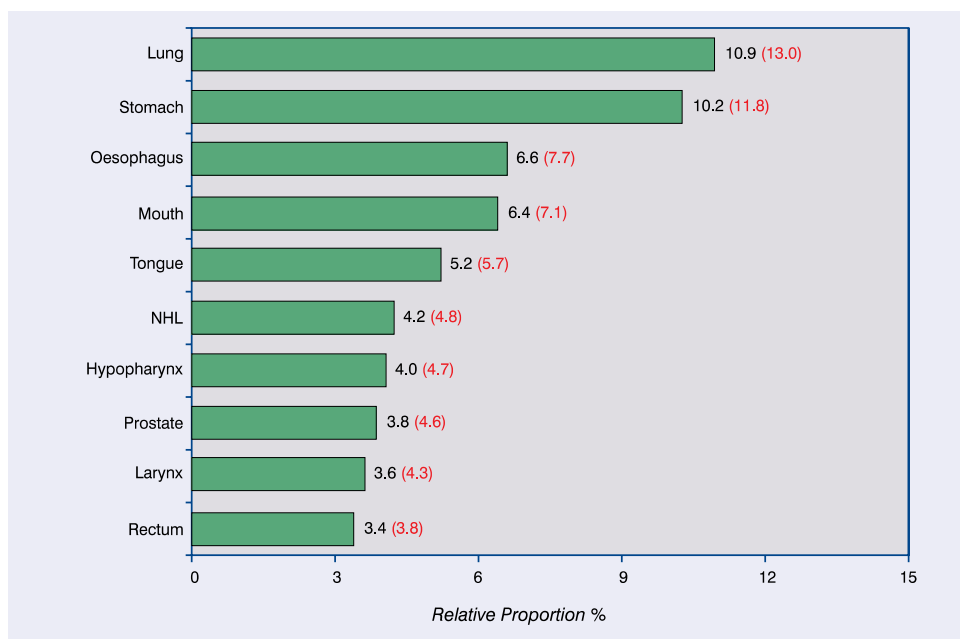
Sl. No.	Leading Sites	No. of Cases	%	CR	AAR	TR
1	Lung	804	10.9	11.3	13.0	24.7
2	Stomach	754	10.2	10.6	11.8	22.9
3	Oesophagus	485	6.6	6.8	7.7	14.2
4	Mouth	471	6.4	6.6	7.1	15.1
5	Tongue	382	5.2	5.3	5.7	13.0
6	NHL	310	4.2	4.3	4.8	8.6
7	Hypopharynx	298	4.0	4.2	4.7	8.6
8	Prostate	284	3.8	4.0	4.6	3.6
9	Larynx	265	3.6	3.7	4.3	7.9
10	Rectum	249	3.4	3.5	3.8	6.4
	All Sites	7392	100.0	103.5	115.2	202.3

Females

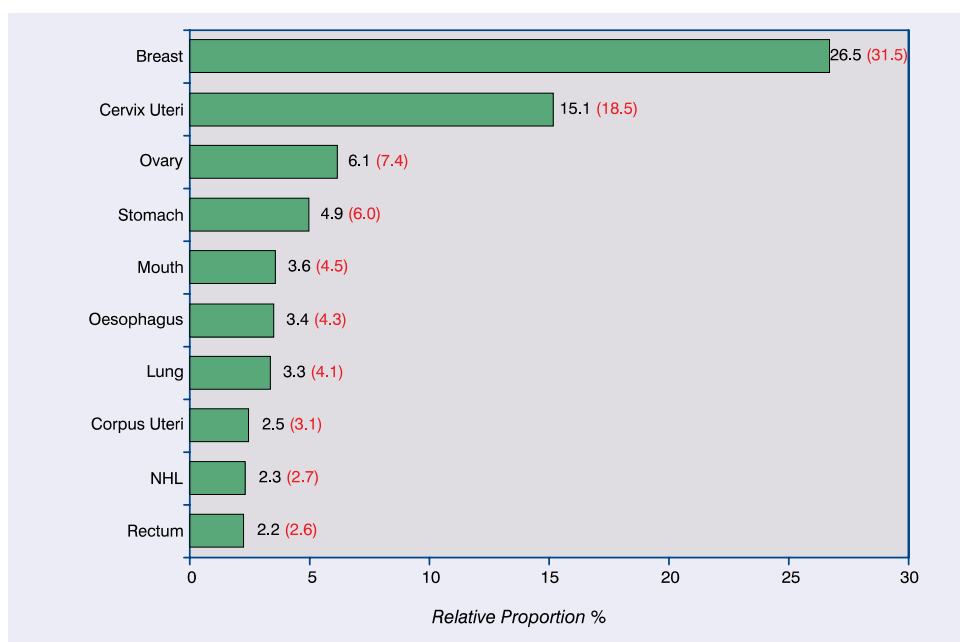
Sl. No.	Leading Sites	No. of Cases	%	CR	AAR	TR
1	Breast	2087	26.5	30.1	31.5	76.1
2	Cervix Uteri	1186	15.1	17.1	18.5	44.1
3	Ovary	480	6.1	6.9	7.4	16.8
4	Stomach	389	4.9	5.6	6.0	12.3
5	Mouth	280	3.6	4.0	4.5	8.8
6	Oesophagus	271	3.4	3.9	4.3	8.0
7	Lung	262	3.3	3.8	4.1	8.7
8	Corpus Uteri	193	2.5	2.8	3.1	6.8
9	NHL	181	2.3	2.6	2.7	5.3
10	Rectum	173	2.2	2.5	2.6	4.9
	All Sites	7866	100.0	113.3	121.1	256.7

Fig. 2.4: Ten Leading Sites of Cancer - Chennai (2006-2008)
Age Adjusted Incidence Rates given in parentheses

Males



Females



CHENNAI

Males: The leading sites of cancer were: lung (10.9%), stomach (10.2%), oesophagus (6.6%), mouth (6.4%) and tongue (5.2%). The respective CR and AAR per 100,000 population for the sites were: lung (11.3 and 13.0), stomach (10.6 and 11.8), oesophagus (6.8 and 7.7), mouth (6.6 and 7.1) and tongue (5.3 and 5.7).

Females: The leading cancer sites among females were: breast (26.5%) followed by cervix uteri (15.1%), ovary (6.1%), stomach (4.9%) and mouth (3.6%). The respective CR and AAR per 100,000 population for the sites were: breast (30.1 and 31.5), cervix uteri (17.1 and 18.5), ovary (6.9 and 7.4), stomach (5.6 and 6.0) and mouth (4.0 and 4.5). The two major sites of cancer namely breast and cervix constituted 47.2% of all cancers.

TABLE 2.5: Ten Leading Sites of Cancer - Delhi (2006-2007)

Number of Cases, Relative Proportion (%), Crude Rate (CR), Age Adjusted Rate (AAR), and Truncated Rate (TR)

Males

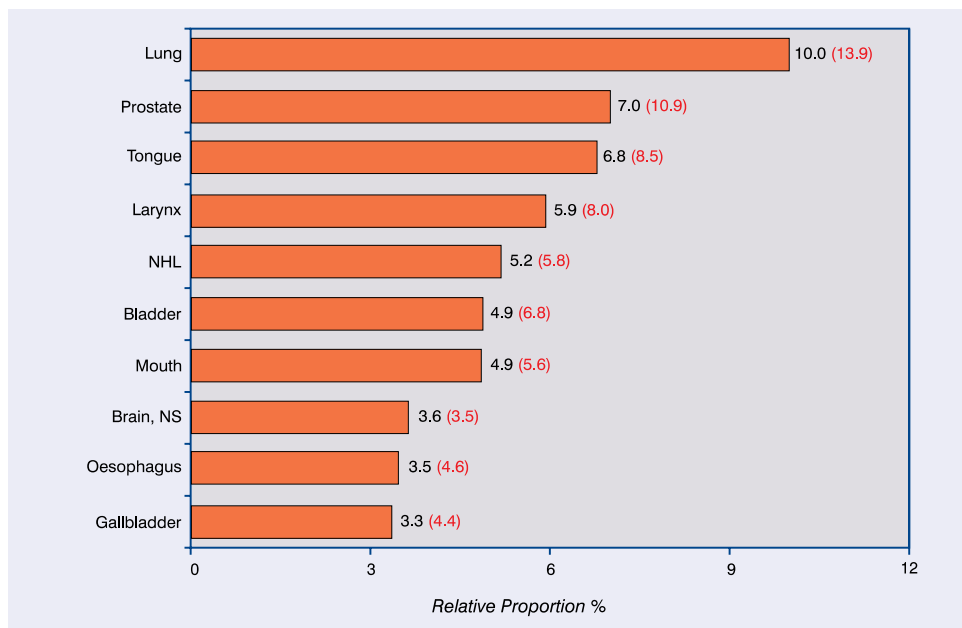
Sl. No.	Leading Sites	No. of Cases	%	CR	AAR	TR
1	Lung	1374	10.0	7.6	13.9	25.8
2	Prostate	964	7.0	5.3	10.9	8.7
3	Tongue	932	6.8	5.1	8.5	17.8
4	Larynx	814	5.9	4.5	8.0	15.9
5	NHL	713	5.2	3.9	5.8	8.1
6	Bladder	669	4.9	3.7	6.8	10.1
7	Mouth	668	4.9	3.7	5.6	12.6
8	Brain, NS	498	3.6	2.7	3.5	5.8
9	Oesophagus	475	3.5	2.6	4.6	9.0
10	Gallbladder	459	3.3	2.5	4.4	8.2
	All Sites	13720	100.0	75.5	124.3	209.1

Females

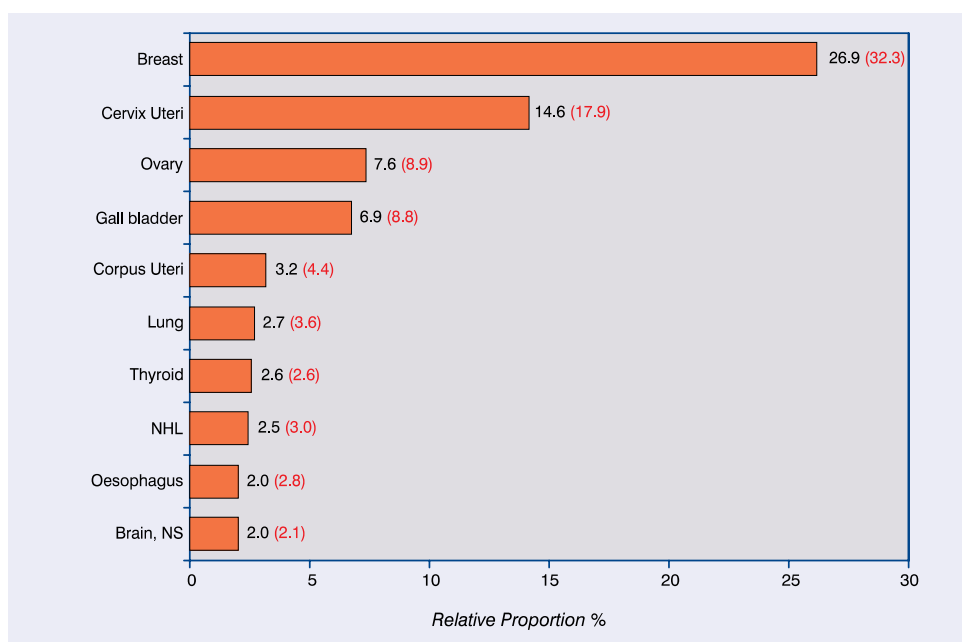
Sl. No.	Leading Sites	No. of Cases	%	CR	AAR	TR
1	Breast	3398	26.9	22.9	32.3	77.3
2	Cervix Uteri	1836	14.6	12.4	17.9	44.3
3	Ovary	957	7.6	6.4	8.9	20.3
4	Gallbladder	873	6.9	5.9	8.8	20.1
5	Corpus Uteri	408	3.2	2.7	4.4	10.2
6	Lung	346	2.7	2.3	3.6	6.9
7	Thyroid	329	2.6	2.2	2.6	4.6
8	NHL	313	2.5	2.1	3.0	5.0
9	Oesophagus	258	2.0	1.7	2.8	5.3
10	Brain, NS	258	2.0	1.7	2.1	3.7
	All Sites	12613	100.0	85.0	121.2	262.9

Fig. 2.5: Ten Leading Sites of Cancer - Delhi (2006-2007)
Age Adjusted Incidence Rates given in parentheses

Males



Females



DELHI

Males: The leading sites of cancer were: lung (10.0%), prostate (7.0%), tongue (6.8%), larynx (5.9%) and NHL (5.2%). The respective CR and AAR per 100,000 for the sites were: lung (7.6 and 13.9), prostate (5.3 and 10.9), tongue (5.1 and 8.5), larynx (4.5 and 8.0) and NHL (3.9 and 5.8).

Females: The leading cancer sites among females were: breast (26.9%) followed by cervix uteri (14.6%), ovary (7.6%), gall bladder (6.9%) and corpus uteri (3.2%). The respective CR and AAR per 100,000 population for the sites were: breast (22.9 and 32.3), cervix (12.4 and 17.9), ovary (6.4 and 8.9), gall bladder (5.9 and 8.8) and corpus uteri (2.7 and 4.4).

TABLE 2.6: Ten Leading Sites of Cancer - Mumbai (2006-2008)

Number of Cases, Relative Proportion (%), Crude Rate (CR), Age Adjusted Rate (AAR), and Truncated Rate (TR)

Males

Sl. No.	Leading Sites	No. of Cases	%	CR	AAR	TR
1	Lung	1404	8.9	6.3	9.6	13.9
2	Mouth	1250	7.9	5.6	7.1	16.0
3	Prostate	1009	6.4	4.5	7.5	5.1
4	NHL	809	5.1	3.6	4.8	7.1
5	Tongue	805	5.1	3.6	4.5	9.2
6	Liver	766	4.9	3.4	5.2	7.3
7	Larynx	761	4.8	3.4	5.1	8.3
8	Oesophagus	707	4.5	3.2	4.8	7.2
9	Stomach	659	4.2	2.9	4.3	6.9
10	Brain, NS	571	3.6	2.5	3.0	4.8
	All Sites	15745	100.0	70.2	99.1	150.8

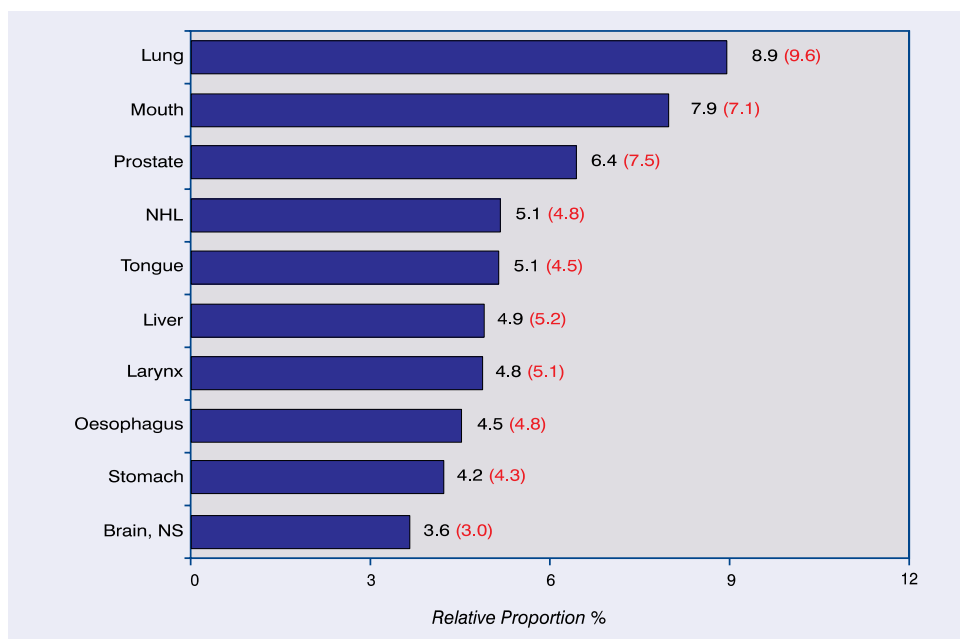
Females

Sl. No.	Leading Sites	No. of Cases	%	CR	AAR	TR
1	Breast	5260	30.1	29.2	32.3	70.1
2	Cervix Uteri	2258	12.9	12.5	14.1	33.5
3	Ovary	1141	6.5	6.3	7.1	14.2
4	Lung	566	3.2	3.1	3.8	6.6
5	Corpus Uteri	562	3.2	3.1	3.8	8.6
6	Mouth	536	3.1	3.0	3.5	7.1
7	Gallbladder	449	2.6	2.5	2.9	5.9
8	Oesophagus	444	2.5	2.5	2.9	4.6
9	NHL	441	2.5	2.4	2.8	4.5
10	Stomach	410	2.3	2.3	2.7	4.7
	All Sites	17485	100.0	96.9	110.4	214.6

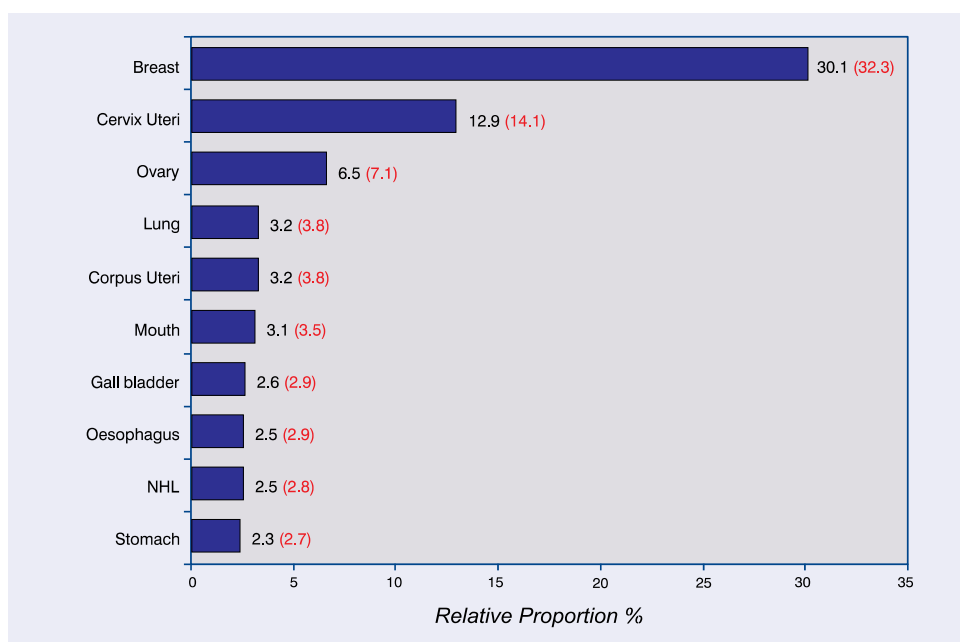
Fig. 2.6: Ten Leading Sites of Cancer - Mumbai (2006-2008)

Age Adjusted Incidence Rates given in parentheses

Males



Females



MUMBAI

Males: The leading sites of cancer were: lung (8.9%), mouth (7.9%), prostate (6.4%), NHL (5.1%) and tongue (5.1%). The respective CR and AAR per 100,000 population for the sites were: lung (6.3 and 9.6), mouth (5.6 and 7.1), prostate (4.5 and 7.5), NHL (3.6 and 4.8) and tongue (3.6 and 4.5).

Females: The leading cancer sites among females were: breast (30.1%) followed by cervix uteri (12.9%), ovary (6.5%), lung (3.2%) and corpus uteri (3.2%). The respective CR and AAR per 100,000 population for the sites were: breast (29.2 and 32.3), cervix uteri (12.5 and 14.1), ovary (6.3 and 7.1), lung (3.1 and 3.8) and corpus uteri (3.1 and 3.8).

TABLE 2.7: Ten Leading Sites of Cancer - Cachar District (2007-2008)

Number of Cases, Relative Proportion (%), Crude Rate (CR), Age Adjusted Rate (AAR), and Truncated Rate (TR)

Males

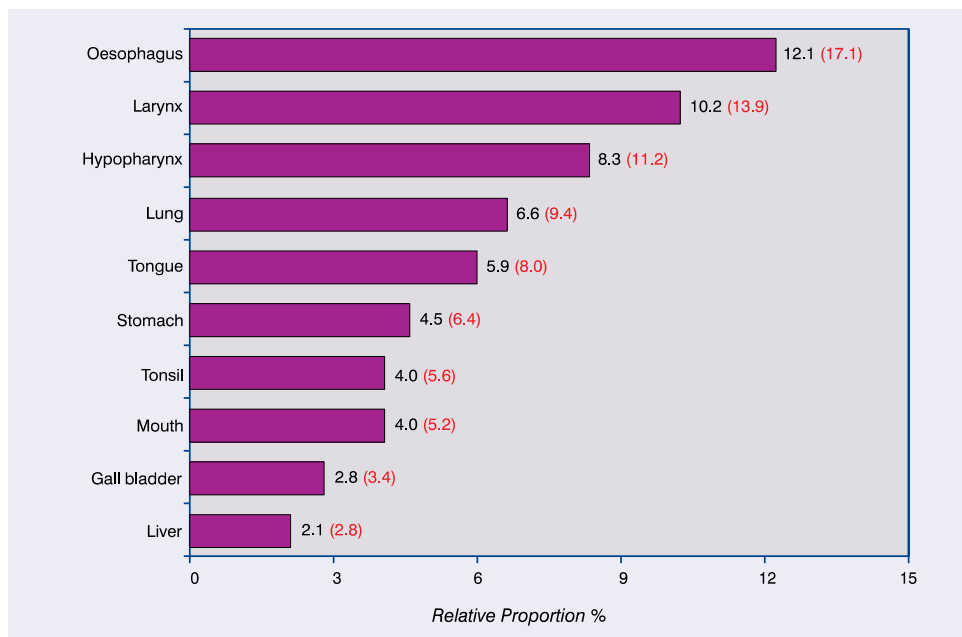
Sl. No.	Leading Sites	No. of Cases	%	CR	AAR	TR
1	Oesophagus	192	12.1	11.5	17.1	38.1
2	Larynx	161	10.2	9.7	13.9	23.5
3	Hypopharynx	131	8.3	7.9	11.2	24.8
4	Lung	104	6.6	6.2	9.4	18.9
5	Tongue	94	5.9	5.6	8.0	15.2
6	Stomach	72	4.5	4.3	6.4	13.8
7	Mouth	64	4.0	3.8	5.2	11.7
8	Tonsil	64	4.0	3.8	5.6	9.9
9	Gallbladder	44	2.8	2.6	3.4	9.4
10	Liver	33	2.1	2.0	2.8	4.3
	All Sites	1586	100.0	95.3	133.4	270.6

Females

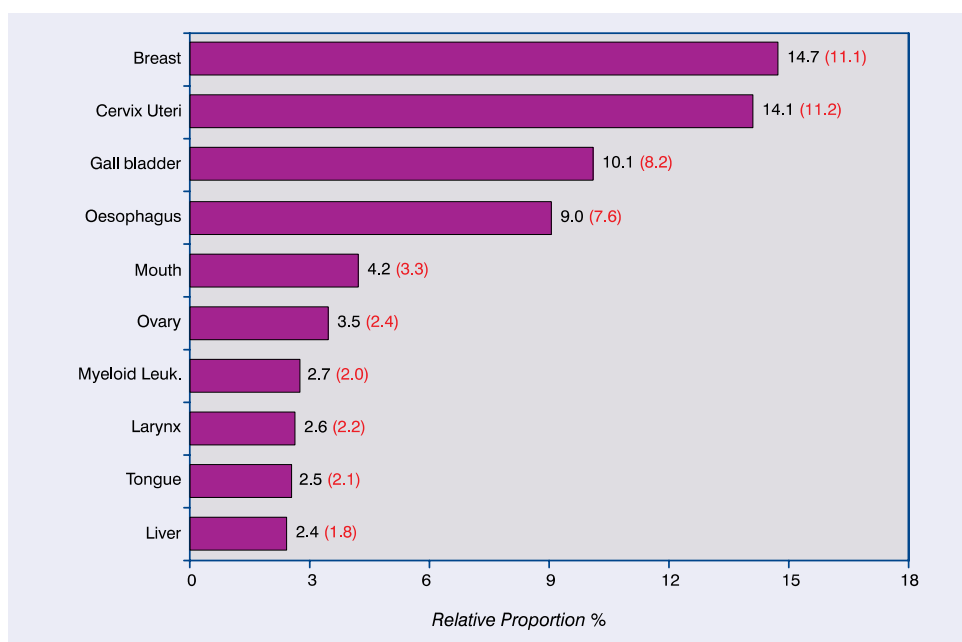
Sl. No.	Leading Sites	No. of Cases	%	CR	AAR	TR
1	Breast	140	14.7	8.8	11.1	29.8
2	Cervix Uteri	134	14.1	8.4	11.2	27.6
3	Gallbladder	96	10.1	6.0	8.2	22.2
4	Oesophagus	86	9.0	5.4	7.6	16.7
5	Mouth	40	4.2	2.5	3.3	7.1
6	Ovary	33	3.5	2.1	2.4	5.2
7	Myeloid Leuk.	26	2.7	1.6	2.0	2.8
8	Larynx	25	2.6	1.6	2.2	3.9
9	Tongue	24	2.5	1.5	2.1	3.9
10	Liver	23	2.4	1.4	1.8	4.7
	All Sites	953	100.0	60.0	78.4	182.6

Fig. 2.7: Ten Leading Sites of Cancer - Cachar District (2007-2008)
Age Adjusted Incidence Rates given in parentheses

Males



Females



CACHAR DISTRICT

Males: The leading sites of cancer were: oesophagus (12.1%), larynx (10.2%), hypopharynx (8.3%), lung (6.6%) and tongue (5.9%). The respective CR and AAR per 100,000 population for the sites were: oesophagus (11.5 and 17.1), larynx (9.7 and 13.9), hypopharynx (7.9 and 11.2), lung (6.2 and 9.4) and tongue (5.6 and 8.0).

Females: The leading cancer sites among females were: breast (14.7%) followed by cervix uteri (14.1%), gall bladder (10.1%), oesophagus (9.0%) and mouth (4.2%). The respective CR and AAR per 100,000 population for the sites were: breast (8.8 and 11.1), cervix uteri (8.4 and 11.2), gall bladder (6.0 and 8.2), oesophagus (5.4 and 7.6) and mouth (2.5 and 3.3).

TABLE 2.8: Ten Leading Sites of Cancer - Dibrugarh District (2006-2008)

Number of Cases, Relative Proportion (%), Crude Rate (CR), Age Adjusted Rate (AAR), and Truncated Rate (TR)

Males

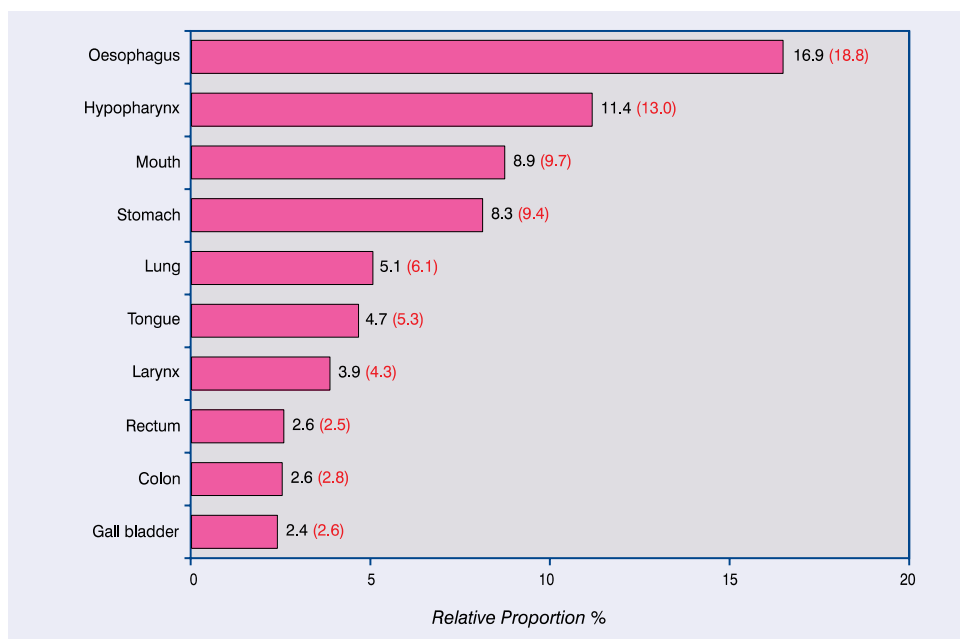
Sl. No.	Leading Sites	No. of Cases	%	CR	AAR	TR
1	Oesophagus	250	16.9	12.6	18.8	37.5
2	Hypopharynx	169	11.4	8.5	13.0	21.9
3	Mouth	132	8.9	6.7	9.7	19.8
4	Stomach	123	8.3	6.2	9.4	16.4
5	Lung	76	5.1	3.8	6.1	9.8
6	Tongue	70	4.7	3.5	5.3	10.5
7	Larynx	58	3.9	2.9	4.3	8.9
8	Rectum	39	2.6	2.0	2.5	5.2
9	Colon	38	2.6	1.9	2.8	5.1
10	Gallbladder	36	2.4	1.8	2.6	4.8
	All Sites	1483	100.0	74.9	109.6	203.0

Females

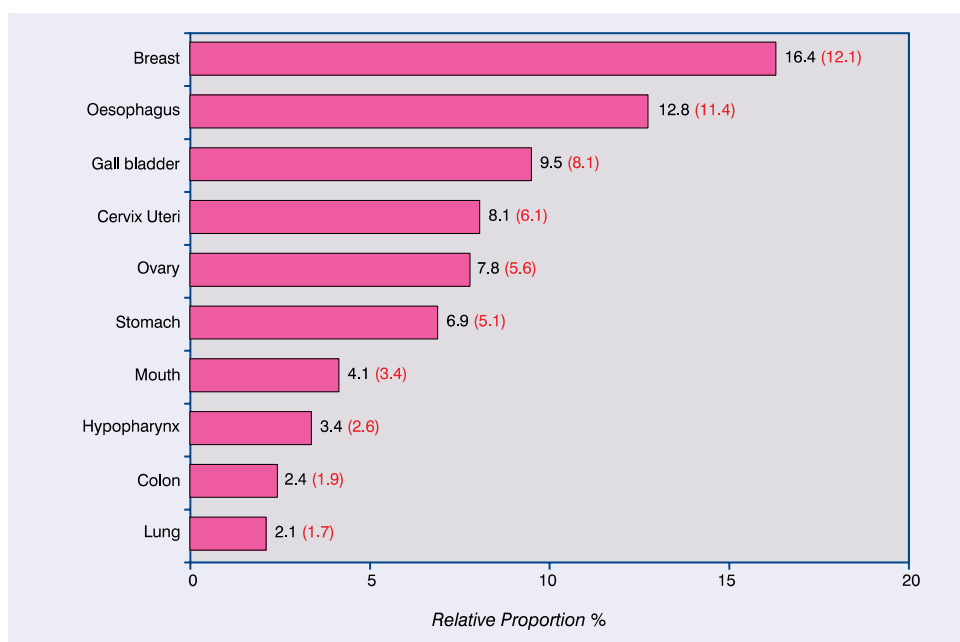
Sl. No.	Leading Sites	No. of Cases	%	CR	AAR	TR
1	Breast	170	16.4	9.1	12.1	32.8
2	Oesophagus	133	12.8	7.1	11.4	20.8
3	Gallbladder	99	9.5	5.3	8.1	15.6
4	Cervix Uteri	84	8.1	4.5	6.1	17.3
5	Ovary	81	7.8	4.3	5.6	13.4
6	Stomach	72	6.9	3.8	5.1	11.2
7	Mouth	43	4.1	2.3	3.4	8.1
8	Hypopharynx	35	3.4	1.9	2.6	7.3
9	Colon	25	2.4	1.3	1.9	3.4
10	Lung	22	2.1	1.2	1.7	3.0
	All Sites	1038	100.0	55.3	78.5	177.1

Fig. 2.8: Ten Leading Sites of Cancer - Dibrugarh District (2006-2008)
Age Adjusted Incidence Rates given in parentheses

Males



Females



DIBRUGARH DISTRICT

Males: The leading sites of cancer were: oesophagus (16.9%), hypopharynx (11.4%), mouth (8.9%), stomach (8.3%) and lung (5.1%). The respective CR and AAR per 100,000 population for the sites were: oesophagus (12.6 and 18.8), hypopharynx (8.5 and 13.0), mouth (6.7 and 9.7), stomach (6.2 and 9.4) and lung (3.8 and 6.1).

Females: The leading cancer sites among females were: breast (16.4%), oesophagus (12.8%), gall bladder (9.5%), cervix uteri (8.1%) and ovary (7.8%). The respective CR and AAR per 100,000 population for the sites were: breast (9.1 and 12.1), oesophagus (7.1 and 11.4), gall bladder (5.3 and 8.1), cervix uteri (4.5 and 6.1) and ovary (4.3 and 5.6).

TABLE 2.9: Ten Leading Sites of Cancer - Kamrup Urban District (2006-2008)

Number of Cases, Relative Proportion (%), Crude Rate (CR), Age Adjusted Rate (AAR), and Truncated Rate (TR)

Males

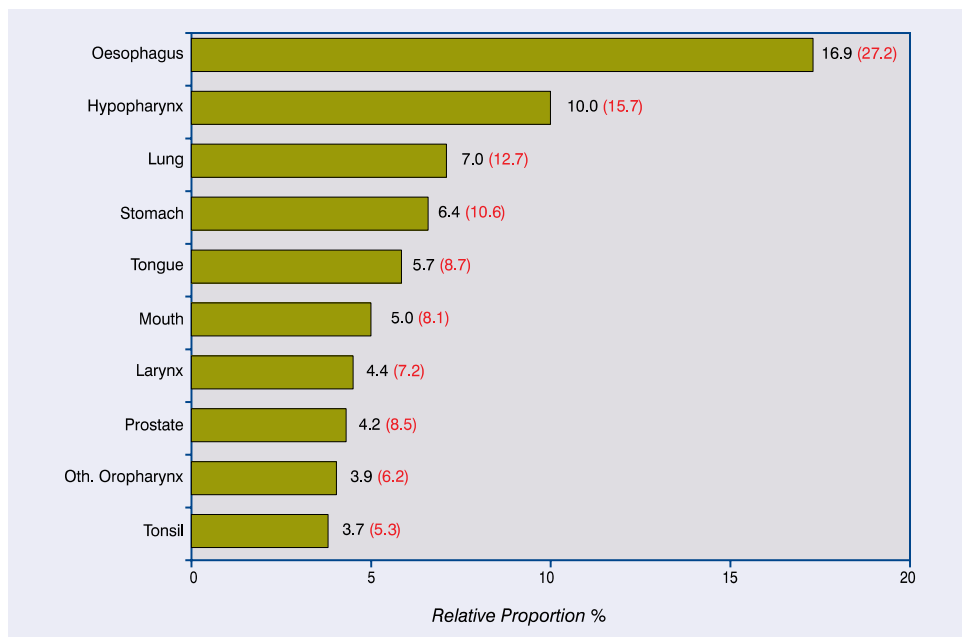
Sl. No.	Leading Sites	No. of Cases	%	CR	AAR	TR
1	Oesophagus	330	16.9	18.4	27.2	45.9
2	Hypopharynx	196	10.0	10.9	15.7	25.8
3	Lung	136	7.0	7.6	12.7	17.7
4	Stomach	125	6.4	7.0	10.6	18.8
5	Tongue	111	5.7	6.2	8.7	13.4
6	Mouth	98	5.0	5.5	8.1	12.2
7	Larynx	85	4.4	4.7	7.3	10.0
8	Prostate	82	4.2	4.6	8.5	7.6
9	Oth. Oropharynx	76	3.9	4.2	6.3	11.8
10	Tonsil	73	3.7	4.1	5.4	12.2
	All Sites	1952	100.0	109.1	161.6	252.5

Females

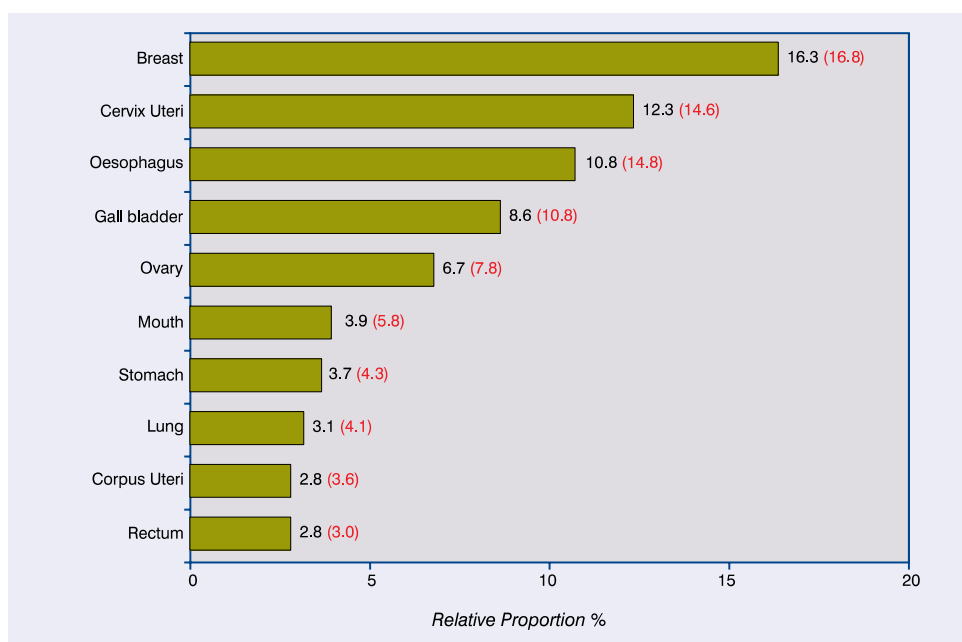
Sl. No.	Leading Sites	No. of Cases	%	CR	AAR	TR
1	Breast	213	16.3	13.6	16.8	35.0
2	Cervix Uteri	160	12.3	10.2	14.6	36.0
3	Oesophagus	141	10.8	9.0	14.8	28.7
4	Gallbladder	112	8.6	7.2	10.8	25.4
5	Ovary	88	6.7	5.6	7.8	17.4
6	Mouth	51	3.9	3.3	5.8	5.2
7	Stomach	48	3.7	3.1	4.4	7.7
8	Lung	41	3.1	2.6	4.1	8.2
9	Rectum	36	2.8	2.3	3.0	5.6
10	Corpus Uteri	36	2.8	2.3	3.6	7.6
	All Sites	1304	100.0	83.4	122.5	243.4

Fig. 2.9: Ten Leading Sites of Cancer - Kamrup Urban District (2006-2008)
Age Adjusted Incidence Rates given in parentheses

Males



Females



KAMRUP URBAN DISTRICT

Males: The leading sites of cancer were: oesophagus (16.9%), hypopharynx (10.0%), lung (7.0%), stomach (6.4%) and tongue (5.7%). The respective CR and AAR per 100,000 population for the sites were: oesophagus (18.4 and 27.9), hypopharynx (10.9 and 16.0), lung (7.6 and 12.8), stomach (7.0 and 10.5) and tongue (6.2 and 8.7).

Females: The leading cancer sites among females were: breast (16.3%) followed by cervix uteri (12.3%), oesophagus (10.8%), gall bladder (8.6%) and ovary (6.7%). The respective CR and AAR per 100,000 population for the sites were: breast (13.6 and 16.7), cervix uteri (10.2 and 14.6), oesophagus (9.0 and 14.8), gall bladder (7.2 and 10.8) and ovary (5.6 and 7.8).

TABLE 2.10(a): Ten Leading Sites of Cancer - Manipur State (2006-2008)

Number of Cases, Relative Proportion (%), Crude Rate (CR), Age Adjusted Rate (AAR), and Truncated Rate (TR)

Males

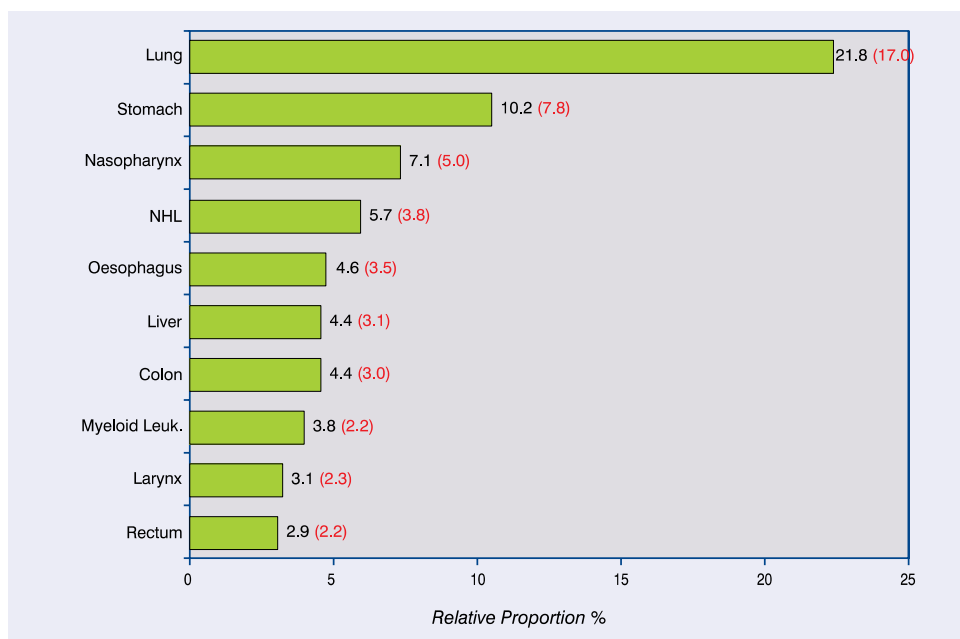
Sl. No.	Leading Sites	No. of Cases	%	CR	AAR	TR
1	Lung	421	21.8	11.5	17.0	25.6
2	Stomach	197	10.2	5.4	7.8	15.8
3	Nasopharynx	137	7.1	3.7	5.0	12.1
4	NHL	111	5.7	3.0	3.8	6.3
5	Oesophagus	89	4.6	2.4	3.5	6.5
6	Colon	85	4.4	2.3	3.0	5.6
7	Liver	85	4.4	2.3	3.1	7.2
8	Myeloid Leuk.	74	3.8	2.0	2.2	3.2
9	Larynx	60	3.1	1.6	2.3	4.3
10	Rectum	57	2.9	1.6	2.2	4.8
	All Sites	1934	100.0	52.7	72.5	129.7

Females

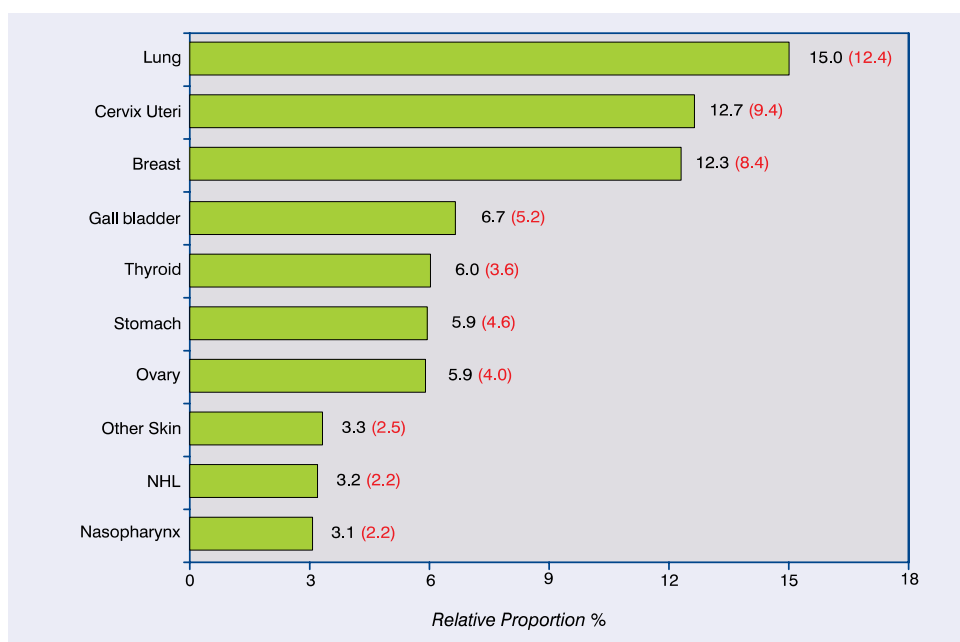
Sl. No.	Leading Sites	No. of Cases	%	CR	AAR	TR
1	Lung	306	15.0	8.4	12.4	20.8
2	Cervix Uteri	258	12.7	7.1	9.4	23.3
3	Breast	251	12.3	6.9	8.4	21.0
4	Gallbladder	136	6.7	3.7	5.2	10.4
5	Thyroid	123	6.0	3.4	3.6	5.7
6	Stomach	121	5.9	3.3	4.6	8.9
7	Ovary	120	5.9	3.3	4.0	9.2
8	Other Skin	68	3.3	1.9	2.5	4.3
9	NHL	65	3.2	1.8	2.2	4.2
10	Nasopharynx	63	3.1	1.7	2.2	5.4
	All Sites	2035	100.0	55.9	72.5	148.3

Fig. 2.10(a): Ten Leading Sites of Cancer - Manipur State (2006-2008)
Age Adjusted Incidence Rates given in parentheses

Males



Females



MANIPUR STATE

Males: The leading sites of cancer were: lung (21.8%), stomach (10.2%), nasopharynx (7.1%), NHL (5.7%) and oesophagus (4.6%). The respective CR and AAR per 100,000 population for the sites were: lung (11.5 and 17.0), stomach (5.4 and 7.8), nasopharynx (3.7 and 5.0), NHL (3.0 and 3.8) and oesophagus (2.4 and 3.5).

Females: The leading cancer sites among females were: lung (15.0%) followed by cervix uteri (12.7%), breast (12.3%), gall bladder (6.7%) and thyroid (6.0%). The respective CR and AAR per 100,000 population for the sites were: lung (8.4 and 12.4), cervix uteri (7.1 and 9.4), breast (6.9 and 8.4), gall bladder (3.7 and 5.2) and thyroid (3.4 and 3.6).

TABLE 2.10(b): Ten Leading Sites of Cancer - Imphal West District (2006-2008)

Number of Cases, Relative Proportion (%), Crude Rate (CR), Age Adjusted Rate (AAR), and Truncated Rate (TR)

Males

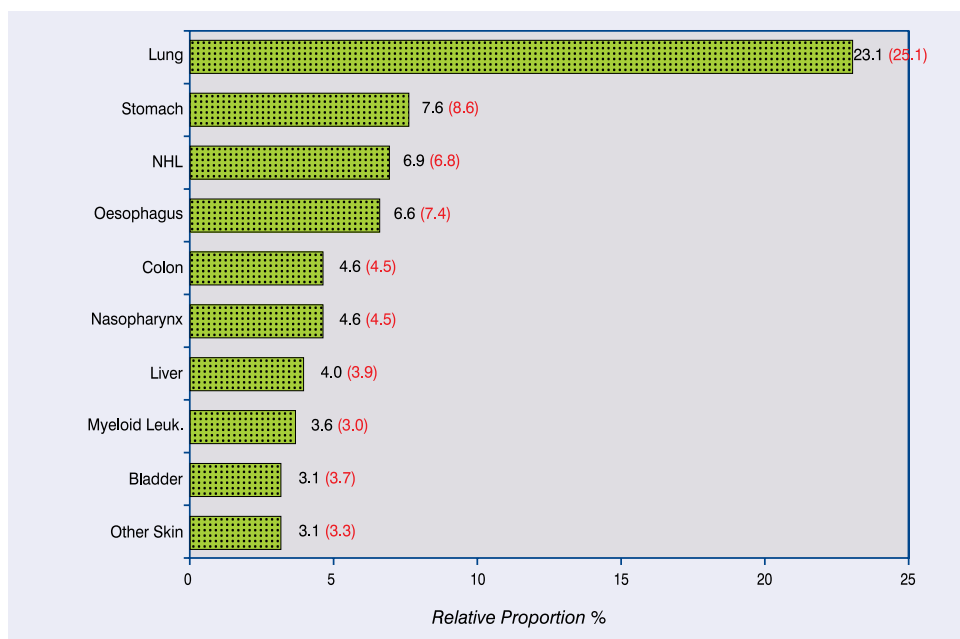
Sl. No.	Leading Sites	No. of Cases	%	CR	AAR	TR
1	Lung	140	23.1	19.2	25.1	29.3
2	Stomach	46	7.6	6.3	8.6	17.0
3	NHL	42	6.9	5.8	6.8	13.2
4	Oesophagus	40	6.6	5.5	7.4	12.0
5	Nasopharynx	28	4.6	3.8	4.5	8.4
6	Colon	28	4.6	3.8	4.5	7.0
7	Liver	24	4.0	3.3	3.9	9.0
8	Myeloid Leuk.	22	3.6	3.0	3.0	4.1
9	Other Skin	19	3.1	2.6	3.3	7.0
10	Bladder	19	3.1	2.6	3.7	6.8
	All Sites	605	100.0	82.9	103.9	169.4

Females

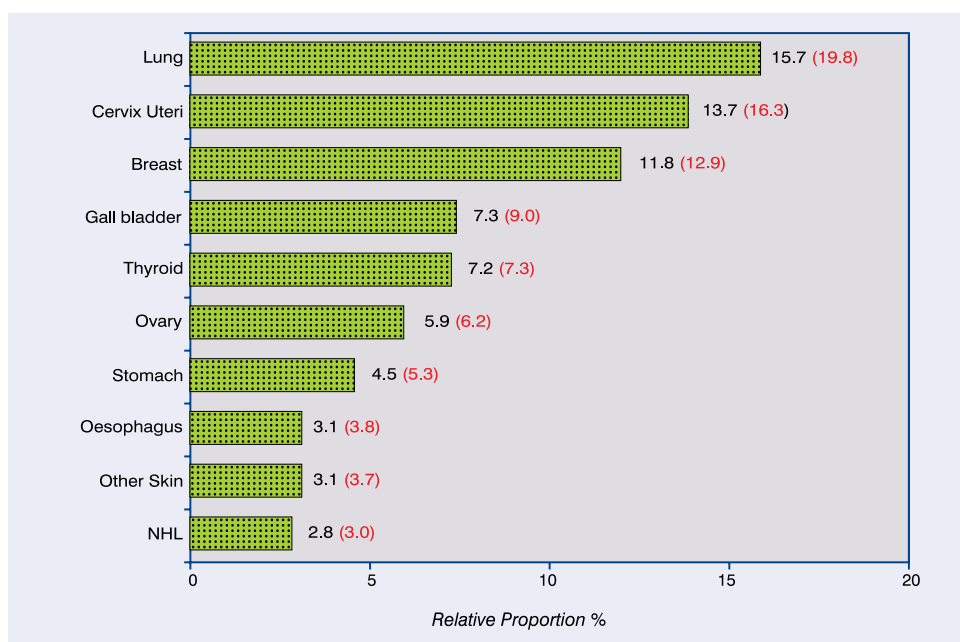
Sl. No.	Leading Sites	No. of Cases	%	CR	AAR	TR
1	Lung	118	15.7	15.9	19.8	28.2
2	Cervix Uteri	103	13.7	13.9	16.3	38.8
3	Breast	89	11.8	12.0	12.9	30.8
4	Gallbladder	55	7.3	7.4	9.0	19.1
5	Thyroid	54	7.2	7.3	7.3	11.9
6	Ovary	44	5.9	5.9	6.2	14.7
7	Stomach	34	4.5	4.6	5.3	8.4
8	Oesophagus	23	3.1	3.1	3.8	6.7
9	Other Skin	23	3.1	3.1	3.7	4.9
10	NHL	21	2.8	2.8	3.0	6.5
	All Sites	752	100.0	101.1	115.6	224.4

Fig. 2.10(b): Ten Leading Sites of Cancer - Imphal West District (2006-2008)
Age Adjusted Incidence Rates given in parentheses

Males



Females



Imphal West District:

Males: The leading sites of cancer were: lung (23.1%), stomach (7.6%), NHL (6.9%), oesophagus (6.6%) and colon (4.6%). The respective CR and AAR per 100,000 population for the sites were: lung (19.2 and 25.1), stomach (6.3 and 8.6), NHL (5.8 and 6.8), oesophagus (5.5 and 7.4) and colon (3.8 and 4.5).

Females: The leading cancer sites among females were: lung (15.7%) followed by cervix uteri (13.7%), breast (11.8%), gall bladder (7.3%) and thyroid (7.2%). The respective CR and AAR per 100,000 population for the sites were: lung (15.9 and 19.8), cervix uteri (13.9 and 16.3), breast (12.0 and 12.9), gall bladder (7.4 and 9.0) and thyroid (7.3 and 7.3).

TABLE 2.10(c): Ten Leading Sites of Cancer - Manipur State - Excl. Imphal West (2006-2008)

Number of Cases, Relative Proportion (%), Crude Rate (CR), Age Adjusted Rate (AAR), and Truncated Rate (TR)

Males

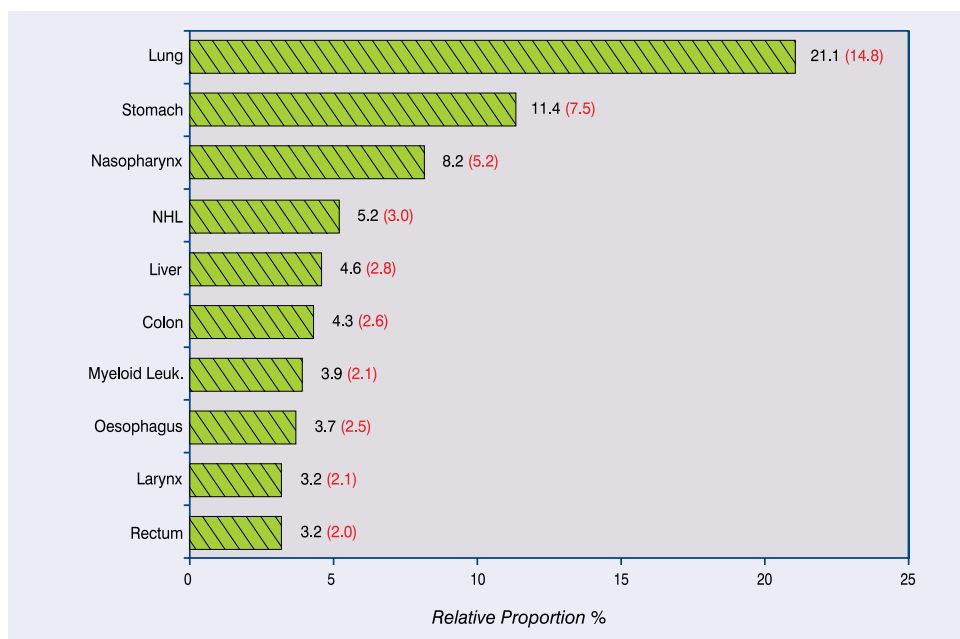
Sl. No.	Leading Sites	No. of Cases	%	CR	AAR	TR
1	Lung	281	21.1	9.6	14.8	24.5
2	Stomach	151	11.4	5.1	7.5	15.5
3	Nasopharynx	109	8.2	3.7	5.2	13.0
4	NHL	69	5.2	2.3	3.0	4.3
5	Liver	61	4.6	2.1	2.8	6.7
6	Colon	57	4.3	1.9	2.6	5.3
7	Myeloid Leuk.	52	3.9	1.8	2.1	2.9
8	Oesophagus	49	3.7	1.7	2.5	5.0
9	Rectum	42	3.2	1.4	2.0	4.7
10	Larynx	42	3.2	1.4	2.1	3.9
	All Sites	1329	100.0	45.2	63.8	118.7

Females

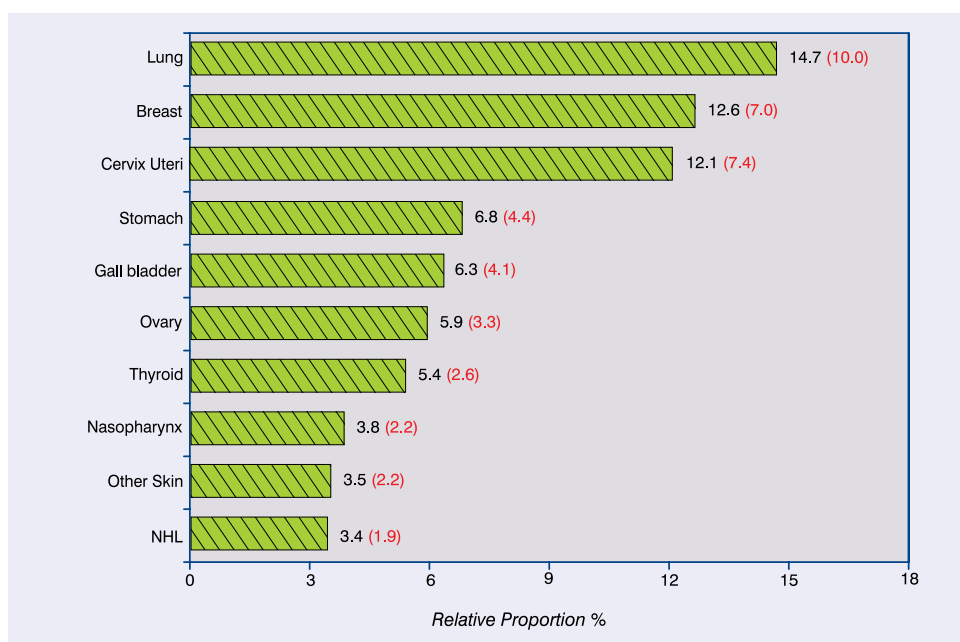
Sl. No.	Leading Sites	No. of Cases	%	CR	AAR	TR
1	Lung	188	14.7	6.5	10.0	18.6
2	Breast	162	12.6	5.6	7.0	18.1
3	Cervix Uteri	155	12.1	5.4	7.4	18.7
4	Stomach	87	6.8	3.0	4.4	9.0
5	Gallbladder	81	6.3	2.8	4.1	7.8
6	Ovary	76	5.9	2.6	3.3	7.6
7	Thyroid	69	5.4	2.4	2.6	3.9
8	Nasopharynx	49	3.8	1.7	2.2	5.6
9	Other Skin	45	3.5	1.6	2.2	4.2
10	NHL	44	3.4	1.5	1.9	3.5
	All Sites	1283	100.0	44.3	59.7	125.9

Fig. 2.10(c): Ten Leading Sites of Cancer - Manipur State - Excl. Imphal West (2006-2008)
Age Adjusted Incidence Rates given in parentheses

Males



Females



Manipur State - Excl. Imphal West District:

Males: The leading sites of cancer were: lung (21.1%), stomach (11.4%), nasopharynx (8.2%), NHL (5.2%) and liver (4.6%). The respective CR and AAR per 100,000 population for the sites were: lung (9.6 and 14.8), stomach (5.1 and 7.5), nasopharynx (3.7 and 5.2), NHL (2.3 and 3.0) and liver (2.1 and 2.8).

Females: The leading cancer sites among females were: lung (14.7%) followed by breast (12.6%), cervix uteri (12.1%), stomach (6.8%) and gall bladder (6.3%). The respective CR and AAR per 100,000 population for the sites were: lung (6.5 and 10.0) followed by breast (5.6 and 7.0), cervix uteri (5.4 and 7.4), stomach (3.0 and 4.4) and gall bladder (2.8 and 4.1).

TABLE 2.11(a): Ten Leading Sites of Cancer - Mizoram State (2006-2008)

Number of Cases, Relative Proportion (%), Crude Rate (CR), Age Adjusted Rate (AAR), and Truncated Rate (TR)

Males

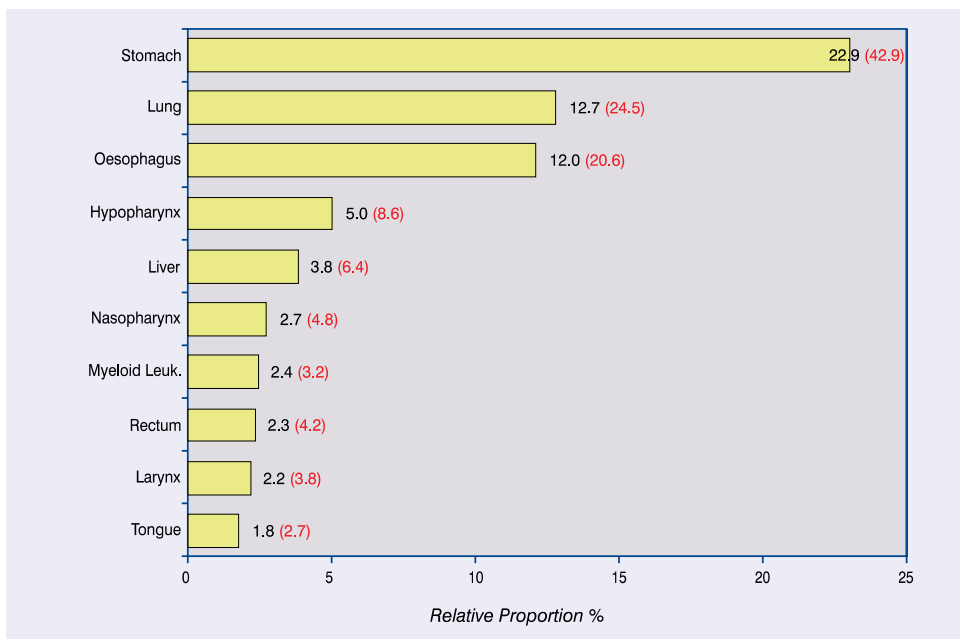
Sl. No.	Leading Sites	No. of Cases	%	CR	AAR	TR
1	Stomach	420	22.9	26.1	42.9	74.2
2	Lung	234	12.7	14.5	24.5	36.7
3	Oesophagus	221	12.0	13.7	20.6	53.0
4	Hypopharynx	92	5.0	5.7	8.6	24.1
5	Liver	70	3.8	4.3	6.4	11.3
6	Nasopharynx	50	2.7	3.1	4.8	9.7
7	Myeloid Leuk.	45	2.4	2.8	3.2	5.2
8	Rectum	43	2.3	2.7	4.2	7.7
9	Larynx	40	2.2	2.5	3.8	8.2
10	Tongue	33	1.8	2.0	2.7	7.5
	All Sites	1838	100.0	114.1	176.5	330.5

Females

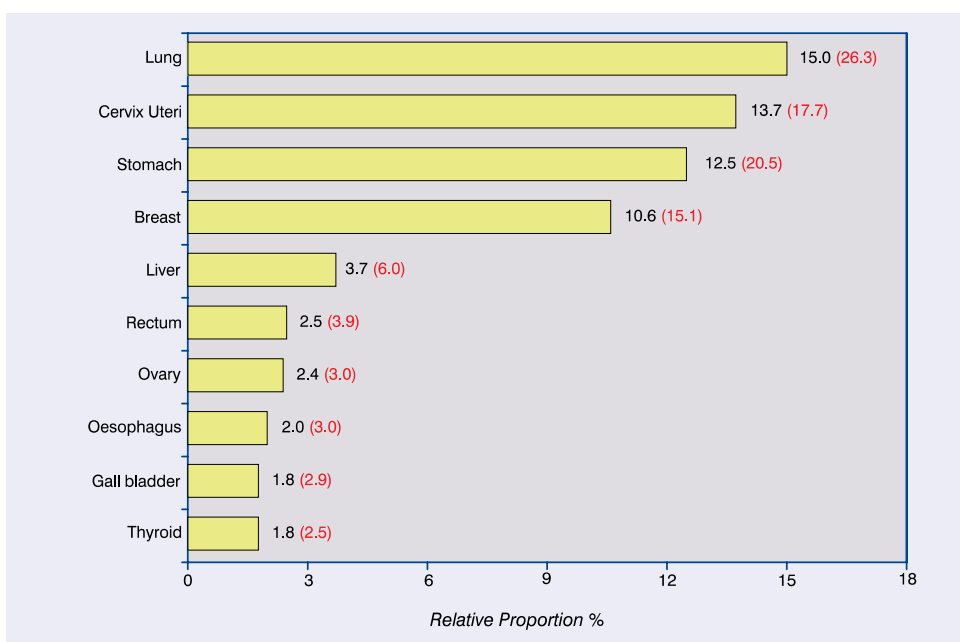
Sl. No.	Leading Sites	No. of Cases	%	CR	AAR	TR
1	Lung	231	15.0	15.2	26.3	44.1
2	Cervix Uteri	211	13.7	13.9	17.7	45.7
3	Stomach	192	12.5	12.6	20.5	35.2
4	Breast	163	10.6	10.7	15.1	35.8
5	Liver	57	3.7	3.7	6.0	10.7
6	Rectum	38	2.5	2.5	3.9	5.7
7	Ovary	37	2.4	2.4	3.0	6.8
8	Oesophagus	31	2.0	2.0	3.0	6.1
9	Gallbladder	27	1.8	1.8	2.9	5.7
10	Thyroid	27	1.8	1.8	2.5	5.5
	All sites	1542	100.0	101.4	152.8	293.3

Fig. 2.11(a): Ten Leading Sites of Cancer - Mizoram State (2006-2008)
Age Adjusted Incidence Rates given in parentheses

Males



Females



MIZORAM STATE

Males: The leading sites of cancer were: stomach (22.9%), lung (12.7%), oesophagus (12.0%), hypopharynx (5.0%) and liver (3.8%). The respective CR and AAR per 100,000 population for the sites were: stomach (26.1 and 42.9), lung (14.5 and 24.5), oesophagus (13.7 and 20.6), hypopharynx (5.7 and 8.6) and liver (4.3 and 6.4).

Females: The leading cancer sites among females were: lung (15.0%), cervix uteri (13.7%), stomach (12.5%), breast (10.6%) and liver (3.7%). The respective CR and AAR per 100,000 population for the sites were: lung (15.2 and 26.3), cervix uteri (13.9 and 17.7), stomach (12.6 and 20.5), breast (10.7 and 15.1) and liver (3.7 and 6.0).

TABLE 2.11(b): Ten Leading Sites of Cancer - Aizawl District (2006-2008)

Number of Cases, Relative Proportion (%), Crude Rate (CR), Age Adjusted Rate (AAR), and Truncated Rate (TR)

Males

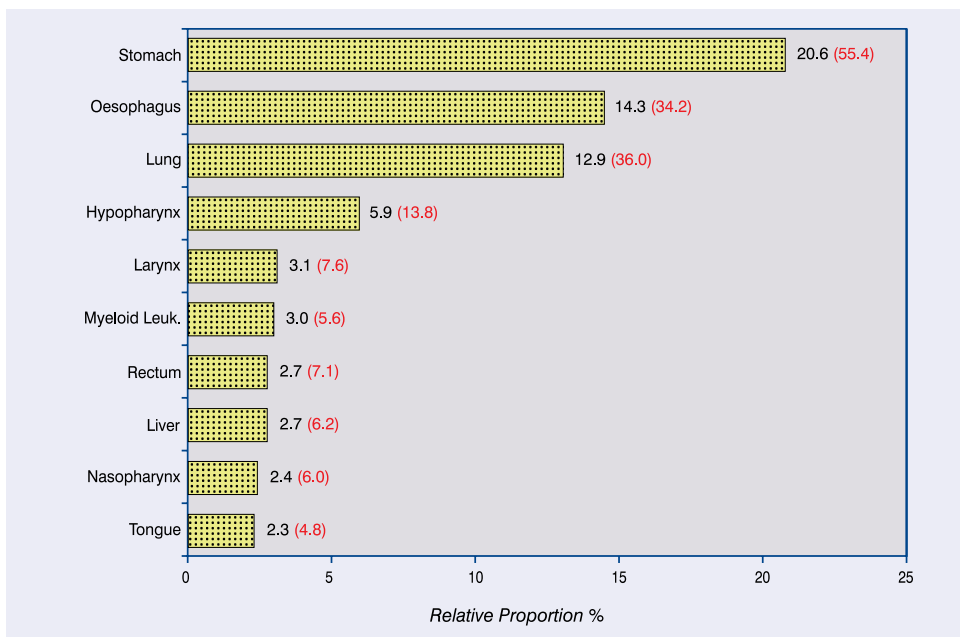
Sl. No.	Leading Sites	No. of Cases	%	CR	AAR	TR
1	Stomach	188	20.6	32.2	55.4	90.2
2	Oesophagus	131	14.3	22.4	34.2	86.5
3	Lung	118	12.9	20.2	36.0	56.8
4	Hypopharynx	54	5.9	9.2	13.8	35.0
5	Larynx	28	3.1	4.8	7.6	14.2
6	Myeloid Leuk.	27	3.0	4.6	5.6	7.8
7	Rectum	25	2.7	4.3	7.1	12.3
8	Liver	25	2.7	4.3	6.2	11.3
9	Nasopharynx	22	2.4	3.8	6.0	13.2
10	Tongue	21	2.3	3.6	4.8	12.3
	All Sites	914	100.0	156.5	249.5	456.0

Females

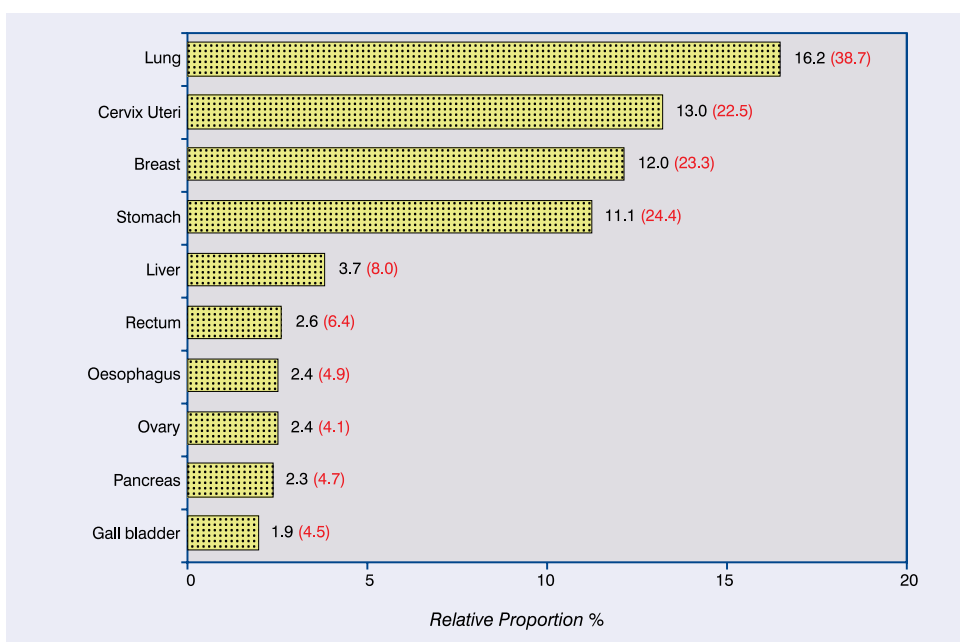
Sl. No.	Leading Sites	No. of Cases	%	CR	AAR	TR
1	Lung	126	16.2	22.5	38.7	55.3
2	Cervix Uteri	101	13.0	18.0	22.5	58.2
3	Breast	93	12.0	16.6	23.3	57.2
4	Stomach	86	11.1	15.3	24.4	35.6
5	Liver	29	3.7	5.2	8.0	11.7
6	Rectum	20	2.6	3.6	6.4	8.9
7	Oesophagus	19	2.4	3.4	4.9	10.4
8	Ovary	19	2.4	3.4	4.1	9.6
9	Pancreas	18	2.3	3.2	4.7	7.5
10	Gallbladder	15	1.9	2.7	4.5	8.6
	All Sites	778	100.0	138.7	210.0	382.1

Fig. 2.11(b): Ten Leading Sites of Cancer - Aizawl District (2006-2008)
Age Adjusted Incidence Rates given in parentheses

Males



Females



Aizawl District:

Males: The leading sites of cancer were: stomach (20.6%), oesophagus (14.3%), lung (12.9%), hypopharynx (5.9%) and larynx (3.1%). The respective CR and AAR per 100,000 population for the sites were: stomach (32.2 and 55.4), oesophagus (22.4 and 34.2), lung (20.2 and 36.0), hypopharynx (9.2 and 13.8) and larynx (4.8 and 7.6).

Females: The leading cancer sites among females were: lung (16.2%), cervix uteri (13.0%), breast (12.0%), stomach (11.1%) and liver (3.7%). The respective CR and AAR per 100,000 population for the sites were: lung (22.5 and 38.7), cervix uteri (18.0 and 22.5), breast (16.6 and 23.3), stomach (15.3 and 24.4) and liver (5.2 and 8.0).

TABLE 2.11(c): Ten Leading Sites of Cancer - Mizoram State - Excl. Aizawl (2006-2008)

Number of Cases, Relative Proportion (%), Crude Rate (CR), Age Adjusted Rate (AAR), and Truncated Rate (TR)

Males

Sl. No.	Leading Sites	No. of Cases	%	CR	AAR	TR
1	Stomach	232	25.1	22.6	36.2	65.5
2	Lung	116	12.6	11.3	18.6	26.4
3	Oesophagus	90	9.7	8.8	13.3	34.9
4	Liver	45	4.9	4.4	6.5	11.2
5	Hypopharynx	38	4.1	3.7	5.7	17.9
6	Nasopharynx	28	3.0	2.7	4.2	7.8
7	Rectum	18	1.9	1.8	2.7	5.2
8	Myeloid Leuk.	18	1.9	1.8	1.9	3.9
9	Mouth	14	1.5	1.4	1.9	4.6
10	Tongue	12	1.3	1.2	1.6	4.6
	All Sites	924	100.0	90.1	137.6	262.4

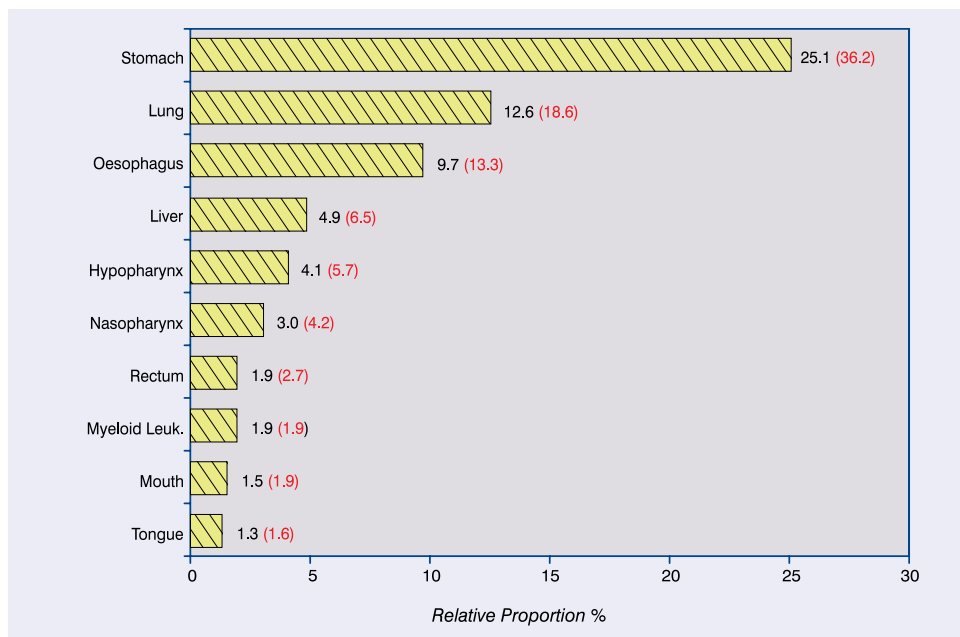
Females

Sl. No.	Leading Sites	No. of Cases	%	CR	AAR	TR
1	Cervix Uteri	110	14.4	11.5	14.8	38.3
2	Stomach	106	13.9	11.0	18.2	34.9
3	Lung	105	13.7	10.9	19.2	38.0
4	Breast	70	9.2	7.3	10.5	23.6
5	Liver	28	3.7	2.9	4.8	10.3
6	Rectum	18	2.4	1.9	2.6	4.0
7	Ovary	18	2.4	1.9	2.3	5.2
8	Thyroid	13	1.7	1.4	1.7	4.0
9	Oesophagus	12	1.6	1.3	1.9	3.7
10	Gallbladder	12	1.6	1.3	1.9	4.0
	All Sites	764	100.0	79.6	119.9	243.2

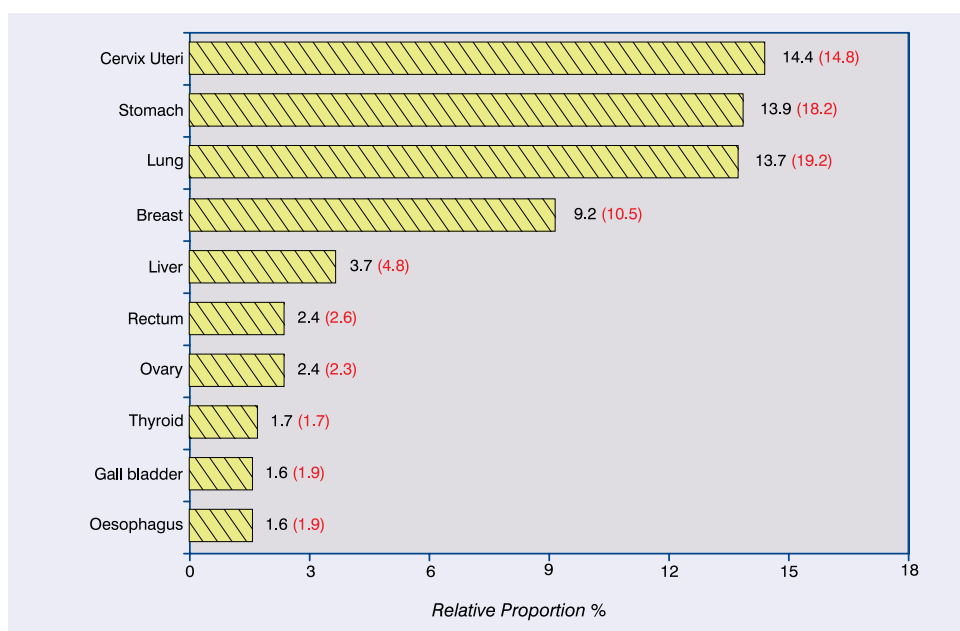
Fig. 2.11(c): Ten Leading Sites of Cancer - Mizoram State - Excl. Aizawl (2006-2008)

Age Adjusted Incidence Rates given in parentheses

Males



Females



Mizoram State - Excl. Aizawl District:

Males: The leading sites of cancer were: stomach (25.1%), lung (12.6%), oesophagus (9.7%), liver (4.9%) and hypopharynx (4.1%). The respective CR and AAR per 100,000 population for the sites were: stomach (22.6 and 36.2), lung (11.3 and 18.6), oesophagus (8.8 and 13.3), liver (4.4 and 6.5) and hypopharynx (3.7 and 5.7).

Females: The leading cancer sites among females were: cervix uteri (14.4%), stomach (13.9%), lung (13.7%), breast (9.2%), and liver (3.7%). The respective CR and AAR per 100,000 population for the sites were: cervix uteri (11.5 and 14.8), stomach (11.0 and 18.2), lung (10.9 and 19.2), breast (7.3 and 10.5), and liver (2.9 and 4.8).

TABLE 2.12: Ten Leading Sites of Cancer - Sikkim State (2006-2008)

Number of Cases, Relative Proportion (%), Crude Rate (CR), Age Adjusted Rate (AAR), and Truncated Rate (TR)

Males

Sl. No.	Leading Sites	No. of Cases	%	CR	AAR	TR
1	Stomach	78	12.9	7.5	12.3	17.3
2	Oesophagus	64	10.6	6.2	9.9	12.5
3	Lung	51	8.4	4.9	8.1	7.6
4	Liver	49	8.1	4.7	7.5	12.5
5	Nasopharynx	27	4.5	2.6	3.5	7.0
6	Larynx	24	4.0	2.3	3.8	3.8
7	Brain, NS	24	4.0	2.3	2.9	3.9
8	Mouth	21	3.5	2.0	3.1	7.4
9	Other Skin	21	3.5	2.0	3.2	5.4
10	Hypopharynx	19	3.1	1.8	3.0	3.8
	All Sites	606	100.0	58.3	89.0	130.8

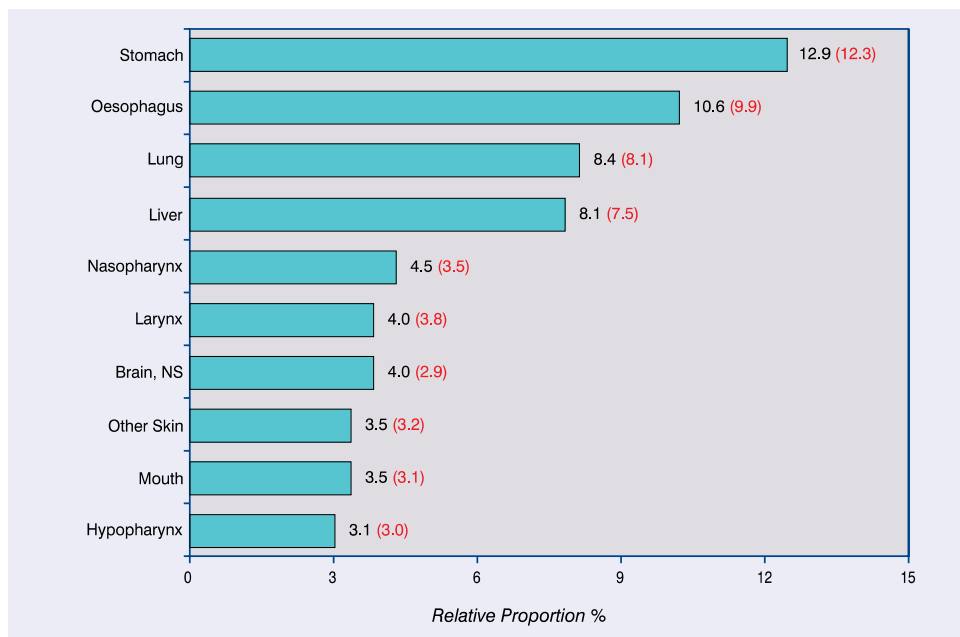
Females

Sl. No.	Leading Sites	No. of Cases	%	CR	AAR	TR
1	Cervix Uteri	68	12.4	7.5	10.9	28.9
2	Stomach	58	10.6	6.4	11.0	17.4
3	Breast	42	7.7	4.6	7.2	17.0
4	Lung	39	7.1	4.3	7.7	10.5
5	Oesophagus	35	6.4	3.9	7.4	13.2
6	Gallbladder	28	5.1	3.1	5.7	10.3
7	Ovary	27	4.9	3.0	4.2	8.1
8	Liver	24	4.4	2.6	4.7	6.6
9	Brain, NS	23	4.2	2.5	4.0	8.8
10	Other Skin	14	2.6	1.5	2.6	2.4
	All Sites	549	100.0	60.5	99.8	181.7

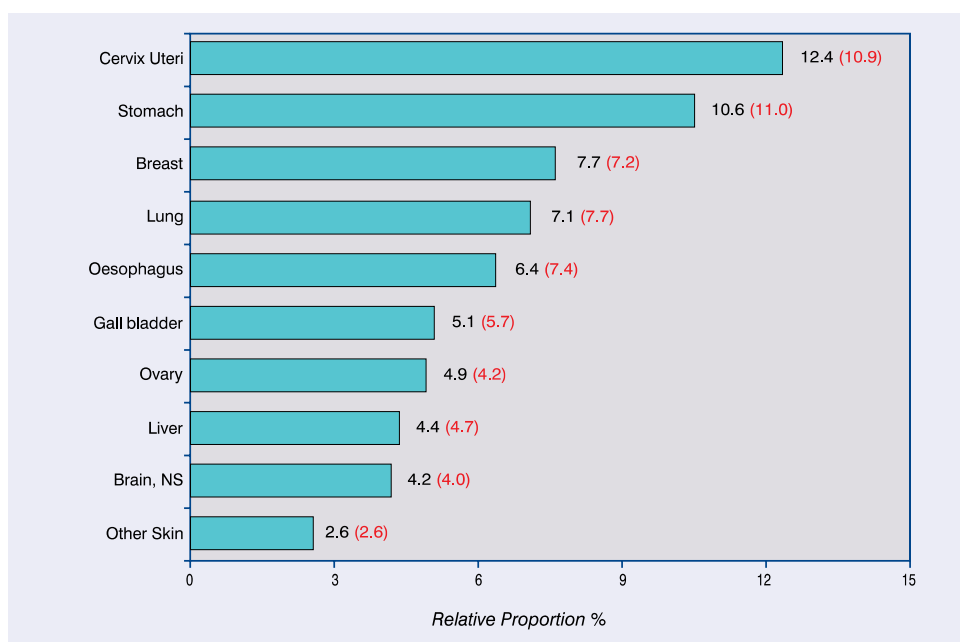
Fig. 2.12: Ten Leading Sites of Cancer - Sikkim State (2006-2008)

Age Adjusted Incidence Rates given in parentheses

Males



Females



SIKKIM STATE

Males: The leading sites of cancer were: stomach (12.6%), oesophagus (10.6%), lung (8.4%), liver (8.1%) and nasopharynx (4.5%). The respective CR and AAR per 100,000 population for the sites were: stomach (7.5 and 12.3), oesophagus (6.2 and 9.9), lung (4.9 and 8.1), liver (4.7 and 7.5) and nasopharynx (2.6 and 3.5).

Females: The leading cancer sites among females were: cervix uteri (12.4%), stomach (10.6%), breast (7.7%), lung (7.1%) and oesophagus (6.4%). The respective CR and AAR per 100,000 population for the sites were: cervix uteri (7.5 and 10.9), stomach (6.4 and 11.0), breast (4.6 and 7.2), lung (4.3 and 7.7) and oesophagus (3.9 and 7.4).

TABLE 2.13: Ten Leading Sites of Cancer - Ahmedabad Rural (2006-2008)

Number of Cases, Relative Proportion (%), Crude Rate (CR), Age Adjusted Rate (AAR), and Truncated Rate (TR)

Males

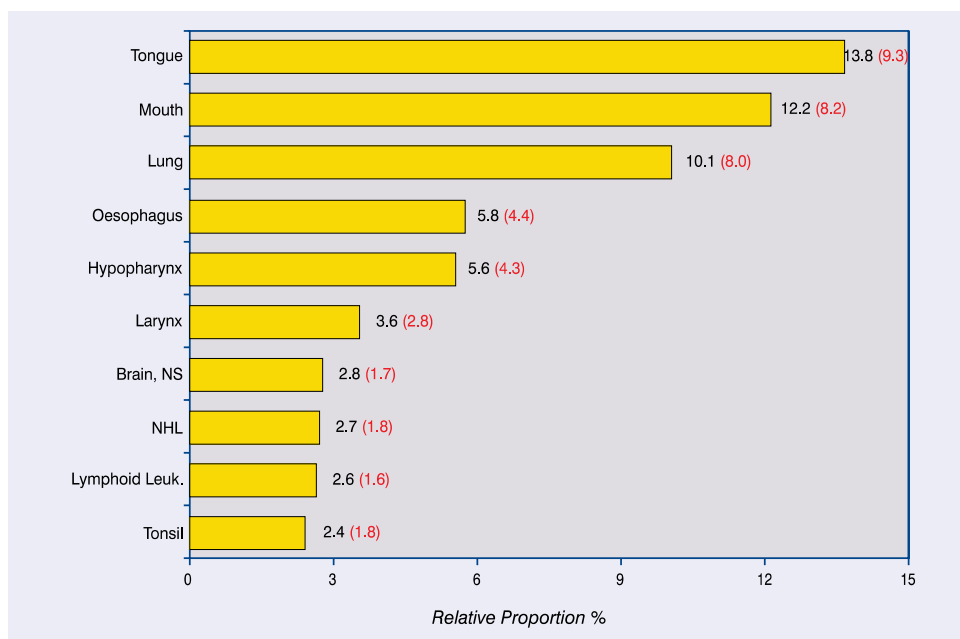
Sl. No.	Leading Sites	No. of Cases	%	CR	AAR	TR
1	Tongue	193	13.8	7.4	9.3	20.1
2	Mouth	171	12.2	6.6	8.2	18.9
3	Lung	142	10.1	5.5	8.0	14.0
4	Oesophagus	81	5.8	3.1	4.4	8.4
5	Hypopharynx	78	5.6	3.0	4.3	7.3
6	Larynx	50	3.6	1.9	2.8	5.4
7	Brain, NS	39	2.8	1.5	1.7	3.4
8	NHL	38	2.7	1.5	1.8	2.9
9	Lymphoid Leuk.	37	2.6	1.4	1.6	1.2
10	Tonsil	34	2.4	1.3	1.8	4.9
	All Sites	1400	100.0	54.0	71.7	138.7

Females

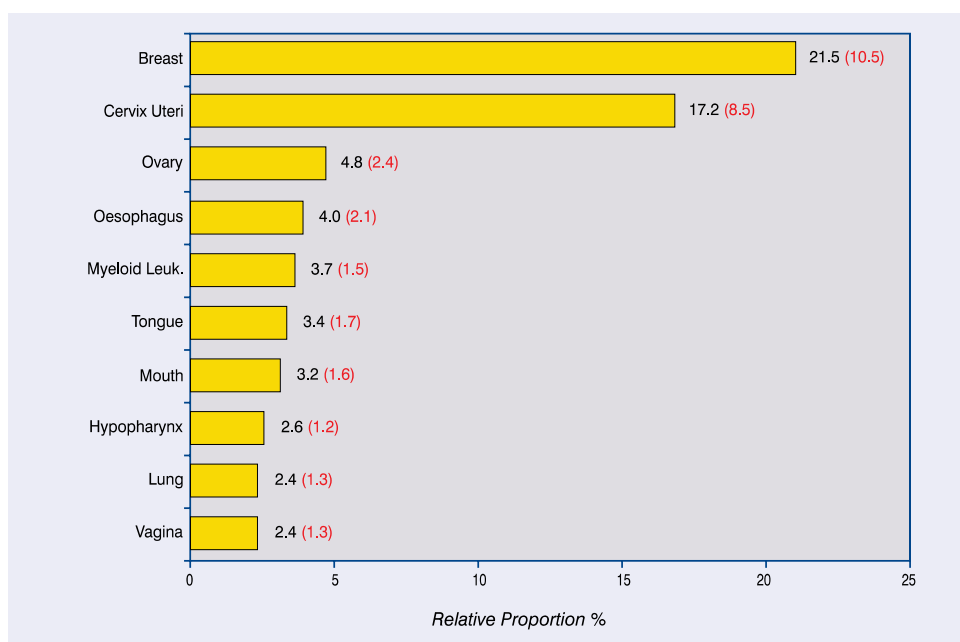
Sl. No.	Leading Sites	No. of Cases	%	CR	AAR	TR
1	Breast	215	21.5	9.2	10.5	26.4
2	Cervix Uteri	172	17.2	7.4	8.5	19.9
3	Ovary	48	4.8	2.1	2.4	6.5
4	Oesophagus	40	4.0	1.7	2.1	5.4
5	Myeloid Leuk.	37	3.7	1.6	1.5	2.2
6	Tongue	34	3.4	1.5	1.7	4.6
7	Mouth	32	3.2	1.4	1.6	4.4
8	Hypopharynx	26	2.6	1.1	1.2	3.0
9	Lung	24	2.4	1.0	1.3	3.3
10	Vagina	24	2.4	1.0	1.3	3.0
	All Sites	1002	100.0	42.9	49.0	110.8

Fig. 2.13: Ten Leading Sites of Cancer - Ahmedabad Rural (2006-2008)
Age Adjusted Incidence Rates given in parentheses

Males



Females



AHMEDABAD RURAL DISTRICT

Males: The leading sites of cancer were: tongue (13.8%), mouth (12.2%) followed by lung (10.1%), oesophagus (5.8%) and hypopharynx (5.6%). The respective CR and AAR per 100,000 population for the sites were: tongue (7.4 and 9.3), mouth (6.6 and 8.2) followed by lung (5.5 and 8.0), oesophagus (3.1 and 4.4) and hypopharynx (3.0 and 4.3).

Females: The leading cancer sites among females were: breast (21.5%) followed by cervix uteri (17.2%), ovary (4.8%), oesophagus (4.0%) and myeloid leukaemia (3.7%). The two leading sites breast and cervix constituted 38.7% of the total cancers. The respective CR and AAR per 100,000 population for the sites were: breast (9.2 and 10.5) followed by cervix uteri (7.4 and 8.5), ovary (2.1 and 2.4), oesophagus (1.7 and 2.1) and myeloid leukaemia (1.6 and 1.5).

TABLE 2.14: Ten Leading Sites of Cancer - Ahmedabad Urban (2006-2008)

Number of Cases, Relative Proportion (%), Crude Rate (CR), Age Adjusted Rate (AAR), and Truncated Rate (TR)

Males

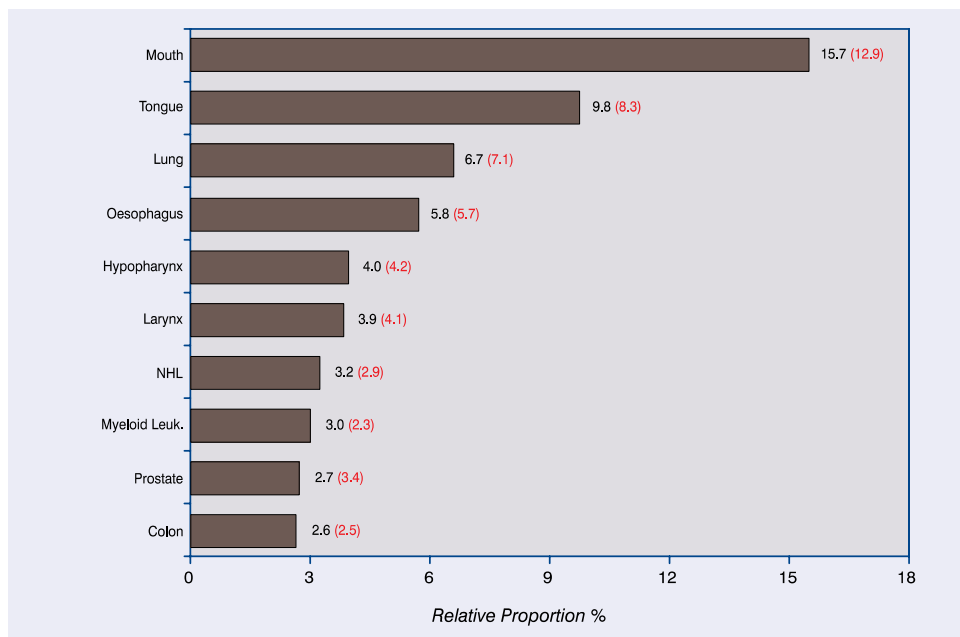
Sl. No.	Leading Sites	No. of Cases	%	CR	AAR	TR
1	Mouth	817	15.7	11.0	12.9	31.2
2	Tongue	512	9.8	6.9	8.3	18.7
3	Lung	347	6.7	4.7	7.1	12.1
4	Oesophagus	301	5.8	4.0	5.7	10.8
5	Hypopharynx	208	4.0	2.8	4.2	7.2
6	Larynx	201	3.9	2.7	4.1	7.1
7	NHL	169	3.2	2.3	2.9	5.1
8	Myeloid Leuk.	157	3.0	2.1	2.3	3.6
9	Prostate	142	2.7	1.9	3.4	2.2
10	Colon	138	2.6	1.9	2.5	4.4
	All Sites	5215	100.0	70.0	94.4	169.7

Females

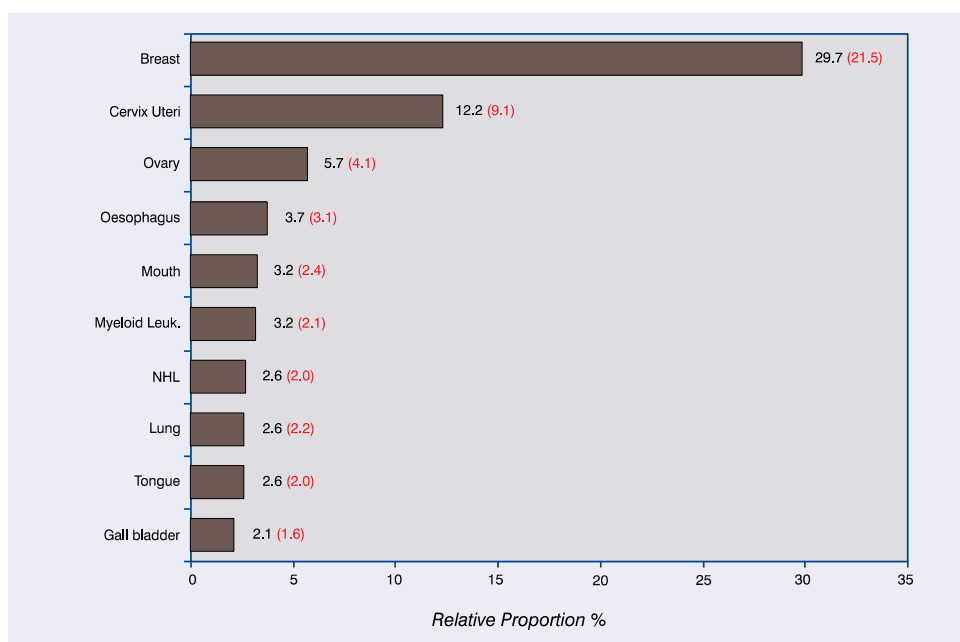
Sl. No.	Leading Sites	No. of Cases	%	CR	AAR	TR
1	Breast	1255	29.7	19.1	21.5	51.0
2	Cervix Uteri	517	12.2	7.9	9.1	20.9
3	Ovary	239	5.7	3.6	4.1	9.2
4	Oesophagus	158	3.7	2.4	3.1	5.9
5	Mouth	135	3.2	2.1	2.4	4.7
6	Myeloid Leuk.	133	3.1	2.0	2.1	3.5
7	Lung	111	2.6	1.7	2.2	3.7
8	NHL	110	2.6	1.7	2.0	3.0
9	Tongue	109	2.6	1.7	2.0	4.8
10	Gallbladder	88	2.1	1.3	1.6	3.3
	All Sites	4227	100.0	64.4	75.4	156.2

Fig. 2.14: Ten Leading Sites of Cancer - Ahmedabad Urban (2006-2008)
Age Adjusted Incidence Rates given in parentheses

Males



Females



AHMEDABAD URBAN

Males: The leading sites of cancer among males were: mouth (15.7%), tongue (9.8%), lung (6.7%), oesophagus (5.8%) and hypopharynx (4.0%). The relative CR and AAR of the sites per 100,000 population for the sites were: mouth (11.0 and 12.9), tongue (6.9 and 8.3), lung (4.7 and 7.1), oesophagus (4.0 and 5.7) and hypopharynx (2.8 and 4.2).

Females: Breast (29.6%) was the leading site followed by cervix uteri (12.2%) in Ahmedabad Urban area. The other leading sites were: ovary (5.7), oesophagus (3.7%) and mouth (3.2%). The relative CR and AAR per 100,000 population were: breast (19.1 and 21.5), cervix uteri (7.9 and 9.1), ovary (3.6 and 4.1), oesophagus (2.4 and 3.1) and mouth (2.1 and 2.4). Breast and cervix uteri constituted 41.8% of all cancers among females.

TABLE 2.15: Ten Leading Sites of Cancer - Aurangabad (2005-2008)

Number of Cases, Relative Proportion (%), Crude Rate (CR), Age Adjusted Rate (AAR), and Truncated Rate (TR)

Males

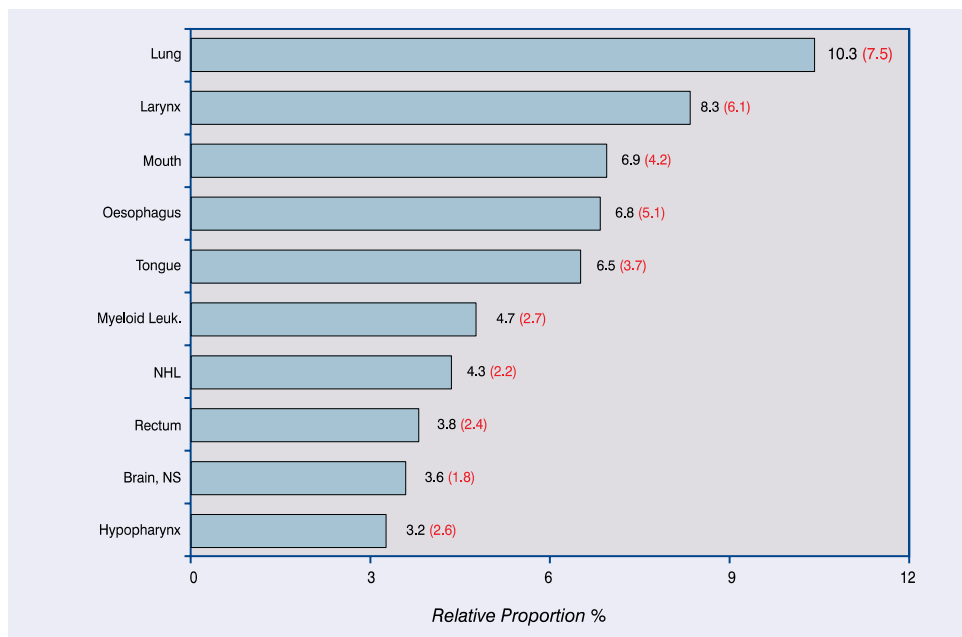
Sl. No.	Leading Sites	No. of Cases	%	CR	AAR	TR
1	Lung	96	10.3	4.1	7.5	13.1
2	Larynx	77	8.3	3.3	6.1	10.2
3	Mouth	64	6.9	2.7	4.2	9.4
4	Oesophagus	63	6.8	2.7	5.1	8.8
5	Tongue	60	6.5	2.6	3.7	7.7
6	Myeloid Leuk.	44	4.7	1.9	2.7	6.2
7	NHL	40	4.3	1.7	2.2	3.5
8	Rectum	35	3.8	1.5	2.4	4.4
9	Brain, NS	33	3.6	1.4	1.8	3.8
10	Hypopharynx	30	3.2	1.3	2.6	4.8
	All Sites	928	100.0	39.6	64.9	122.5

Females

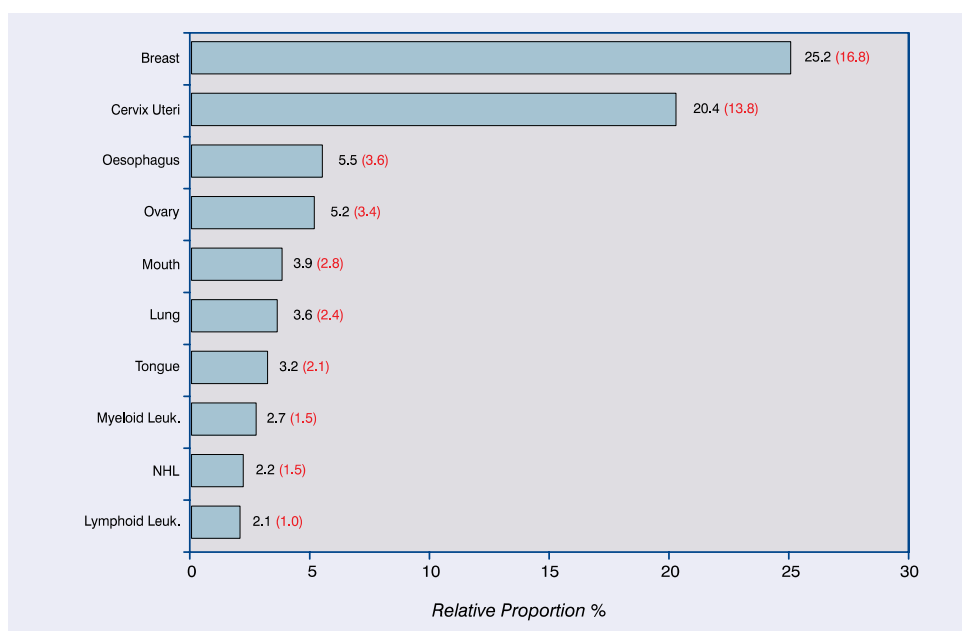
Sl. No.	Leading Sites	No. of Cases	%	CR	AAR	TR
1	Breast	242	25.2	11.3	16.8	44.9
2	Cervix Uteri	196	20.4	9.2	13.8	35.4
3	Oesophagus	53	5.5	2.5	3.6	7.6
4	Ovary	50	5.2	2.3	3.4	8.6
5	Mouth	37	3.9	1.7	2.8	6.8
6	Lung	35	3.6	1.6	2.4	4.5
7	Tongue	31	3.2	1.5	2.1	4.4
8	Myeloid Leuk.	26	2.7	1.2	1.5	2.9
9	NHL	21	2.2	1.0	1.5	2.6
10	Lymphoid Leuk.	20	2.1	0.9	1.0	0.3
	All Sites	960	100.0	45.0	65.0	154.2

Fig. 2.15: Ten Leading Sites of Cancer - Aurangabad (2005-2008)
Age Adjusted Incidence Rates given in parentheses

Males



Females



AURANGABAD

Males: The leading sites of cancer among males were: lung (10.3%), larynx (8.3%), mouth (6.9%), oesophagus (6.8%) and tongue (6.5%). The relative CR and AAR of the sites per 100,000 population for the sites were: lung (4.1 and 7.5), larynx (3.3 and 6.1), mouth (2.7 and 4.2), oesophagus (2.7 and 5.1) and tongue (2.6 and 3.7).

Females: The leading sites of cancer among females were: breast (25.2%) followed by cervix uteri (20.4%), oesophagus (5.5%), ovary (5.2%) and mouth (3.9%). The relative CR and AAR per 100,000 population were: breast (11.3 and 16.8), cervix uteri (9.2 and 13.8), oesophagus (2.5 and 3.6), ovary (2.3 and 3.4) and mouth (1.7 and 2.8).

TABLE 2.16: Ten Leading Sites of Cancer - Kolkata (2006-2007)

Number of Cases, Relative Proportion (%), Crude Rate (CR), Age Adjusted Rate (AAR), and Truncated Rate (TR)

Males

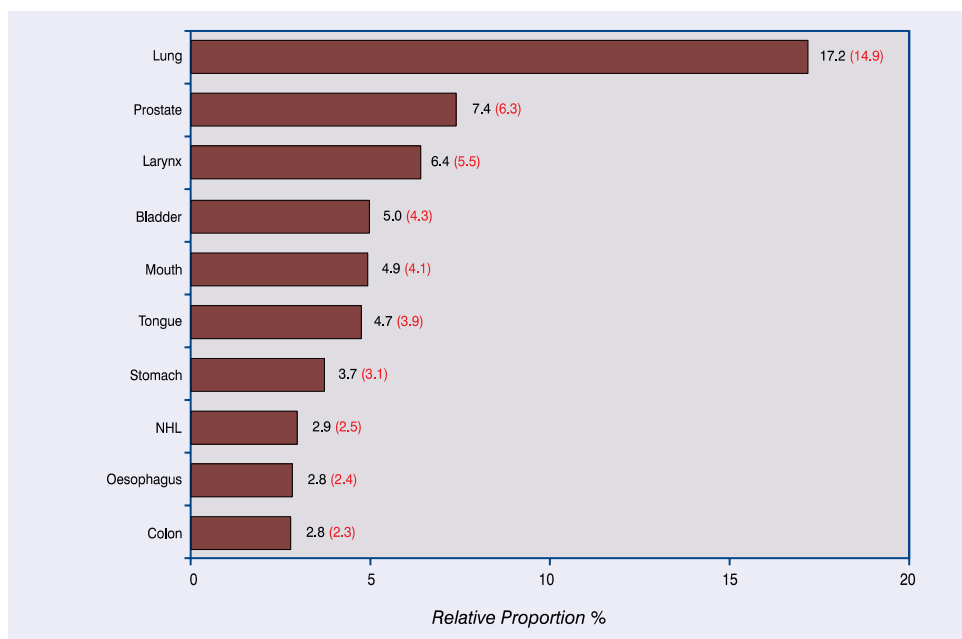
Sl. No.	Leading Sites	No. of Cases	%	CR	AAR	TR
1	Lung	794	17.2	15.7	14.9	23.6
2	Prostate	342	7.4	6.8	6.3	6.0
3	Larynx	295	6.4	5.8	5.5	10.3
4	Bladder	230	5.0	4.5	4.3	7.1
5	Mouth	228	4.9	4.5	4.1	9.2
6	Tongue	218	4.7	4.3	3.9	7.7
7	Stomach	171	3.7	3.4	3.1	5.8
8	NHL	136	2.9	2.7	2.5	5.0
9	Oesophagus	130	2.8	2.6	2.4	5.0
10	Colon	127	2.8	2.5	2.3	4.2
	All Sites	4611	100.0	91.0	86.0	144.0

Females

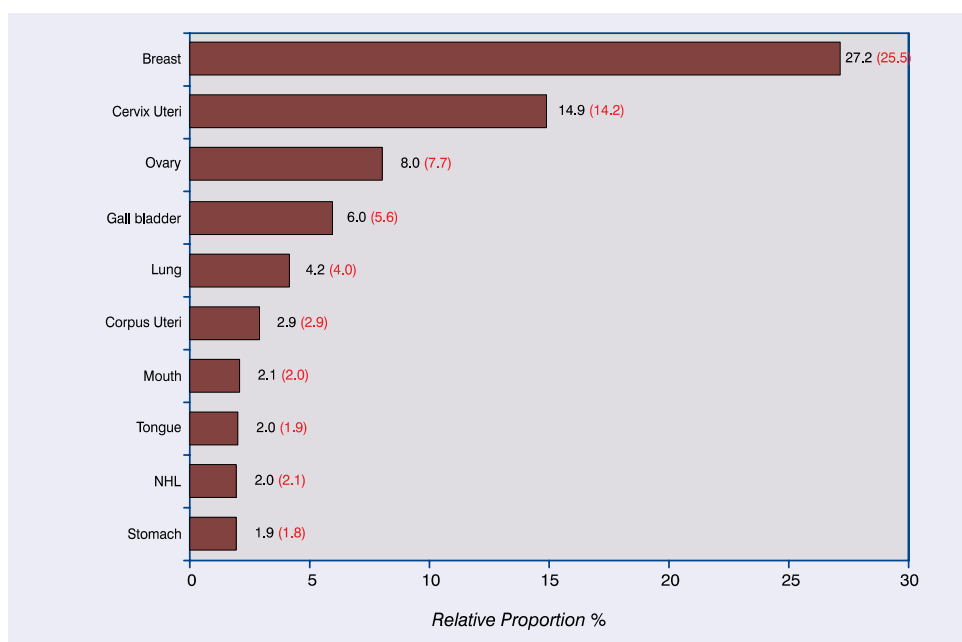
Sl. No.	Leading Sites	No. of Cases	%	CR	AAR	TR
1	Breast	1205	27.2	28.1	25.5	64.4
2	Cervix Uteri	660	14.9	15.4	14.2	36.8
3	Ovary	356	8.0	8.3	7.7	18.8
4	Gallbladder	265	6.0	6.2	5.6	12.6
5	Lung	185	4.2	4.3	4.0	8.6
6	Corpus Uteri	130	2.9	3.0	2.9	7.2
7	Mouth	91	2.1	2.1	2.0	3.5
8	Tongue	88	2.0	2.1	1.9	4.4
9	NHL	87	2.0	2.0	2.1	4.5
10	Stomach	86	1.9	2.0	1.8	4.1
	All Sites	4427	100.0	103.2	95.3	212.0

Fig. 2.16: Ten Leading Sites of Cancer - Kolkata (2006-2007)
Age Adjusted Incidence Rates given in parentheses

Males



Females



KOLKATA

Males: The leading sites of cancer were: lung (17.2%), prostate (7.4%), larynx (6.4%), bladder (5.0%) and mouth (4.9%). The respective CR and AAR per 100,000 population for the sites were: lung (15.7 and 14.9), prostate (6.8 and 6.3), larynx (5.8 and 5.5), bladder (4.5 and 4.3) and mouth (4.5 and 4.1).

Females: The leading cancer sites among females were: breast (27.2%) followed by cervix uteri (14.9%), ovary (8.0%), gall bladder (6.0%) and lung (4.2%). The respective CR and AAR per 100,000 population for the sites were: breast (28.1 and 25.5), cervix uteri (15.4 and 14.2), ovary (8.3 and 7.7), gall bladder (6.2 and 5.6) and lung (4.3 and 4.0).

TABLE 2.17: Ten Leading Sites of Cancer - Kollam (2006-2008)

Number of Cases, Relative Proportion (%), Crude Rate (CR), Age Adjusted Rate (AAR), and Truncated Rate (TR)

Males

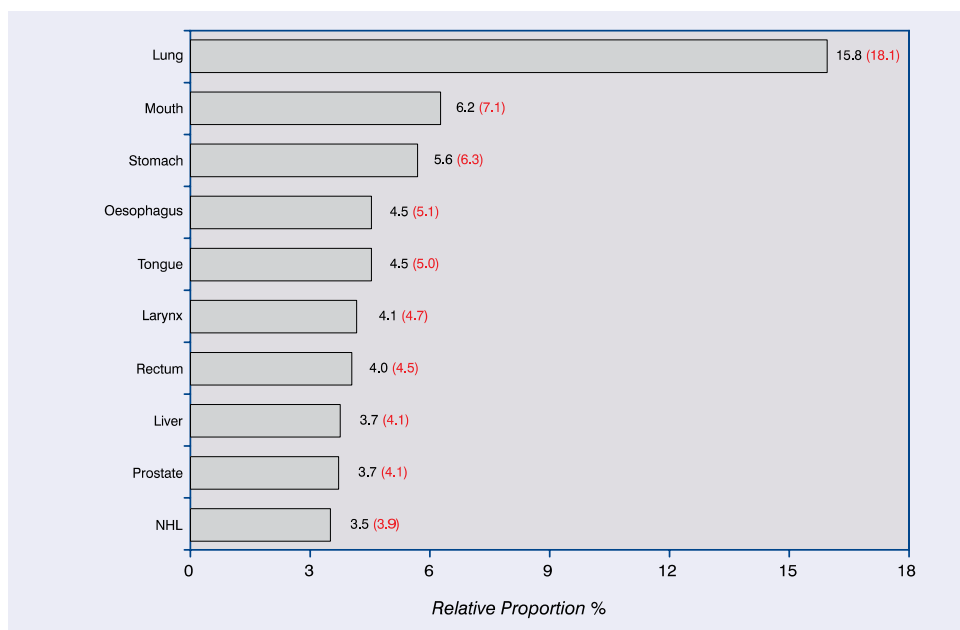
Sl. No.	Leading Sites	No. of Cases	%	CR	AAR	TR
1	Lung	735	15.8	18.9	18.1	33.9
2	Mouth	288	6.2	7.4	7.1	14.1
3	Stomach	262	5.6	6.7	6.3	10.2
5	Oesophagus	209	4.5	5.4	5.1	9.6
4	Tongue	209	4.5	5.4	5.0	10.8
6	Larynx	191	4.1	4.9	4.7	9.6
7	Rectum	185	4.0	4.8	4.5	7.9
8	Liver	173	3.7	4.5	4.1	8.0
9	Prostate	171	3.7	4.4	4.1	4.0
10	NHL	162	3.5	4.2	3.9	6.7
	All Sites	4656	100.0	119.9	113.6	198.4

Females

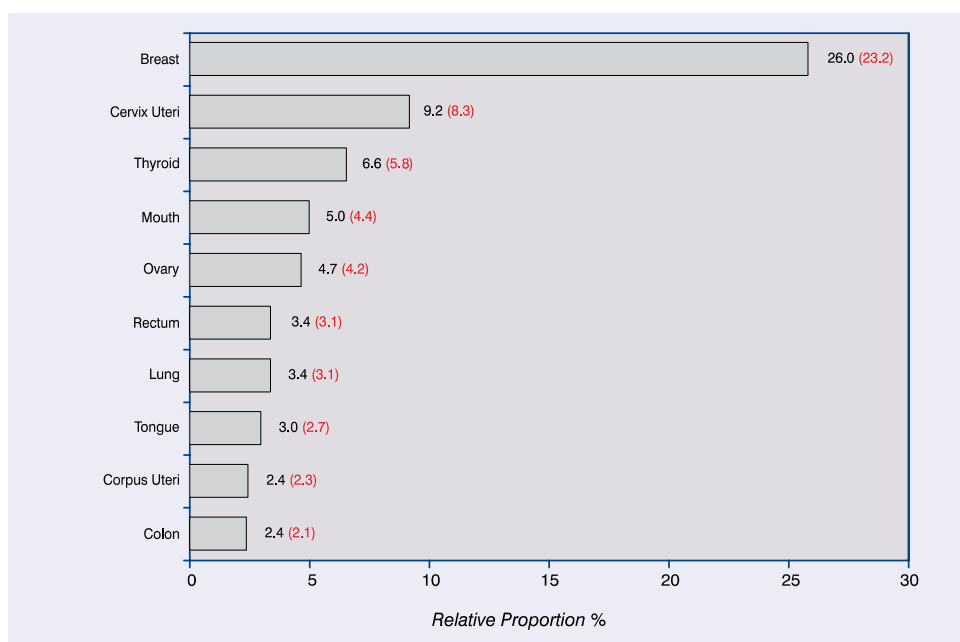
Sl. No.	Leading Sites	No. of Cases	%	CR	AAR	TR
1	Breast	1138	26.0	26.9	23.2	60.4
2	Cervix Uteri	404	9.2	9.5	8.3	18.4
3	Thyroid	289	6.6	6.8	5.8	10.2
4	Mouth	220	5.0	5.2	4.4	7.5
5	Ovary	206	4.7	4.9	4.2	8.2
6	Rectum	148	3.4	3.5	3.1	6.3
7	Lung	148	3.4	3.5	3.1	6.3
8	Tongue	131	3.0	3.1	2.7	5.5
9	Corpus Uteri	106	2.4	2.5	2.3	5.7
10	Colon	103	2.4	2.4	2.1	3.9
	All Sites	4374	100.0	103.3	89.7	184.4

Fig. 2.17: Ten Leading Sites of Cancer - Kollam (2006-2008)
Age Adjusted Incidence Rates given in parentheses

Males



Females



KOLLAM

Males: The leading sites of cancer among males were: lung (15.8%), mouth (6.2%), stomach (5.6%), oesophagus (4.5%) and tongue (4.5%). The relative CR and AAR of the sites per 100,000 population for the sites were: lung (18.9 and 18.1), mouth (7.4 and 7.1), stomach (6.7 and 6.3), oesophagus (5.4 and 5.1) and tongue (5.4 and 5.0).

Females: The leading sites of cancer among females were: breast (26.0%) followed by cervix uteri (9.2%), thyroid (6.6%), mouth (5.0%) and ovary (4.7%). The relative CR and AAR per 100,000 population were: breast (26.9 and 23.2), cervix uteri (9.5 and 8.3), thyroid (6.8 and 5.8), mouth (5.2 and 4.4) and ovary (4.9 and 4.2).

TABLE 2.18: Ten Leading Sites of Cancer - Nagpur (2005-2007)

Number of Cases, Relative Proportion (%), Crude Rate (CR), Age Adjusted Rate (AAR), and Truncated Rate (TR)

Males

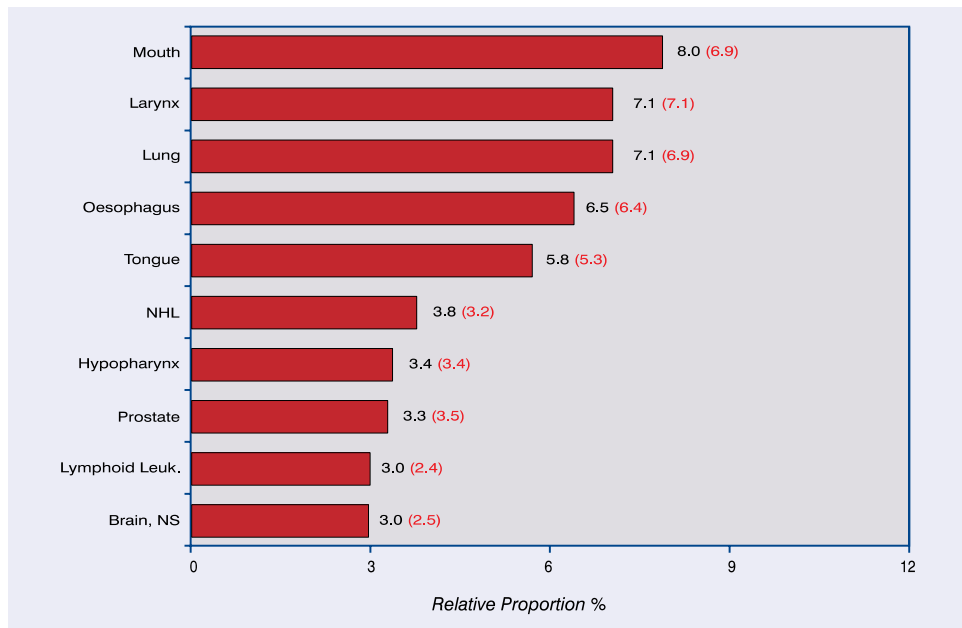
Sl. No.	Leading Sites	No. of Cases	%	CR	AAR	TR
1	Mouth	213	8.0	6.0	6.9	15.7
2	Larynx	190	7.1	5.3	7.1	14.8
3	Lung	190	7.1	5.3	6.9	13.9
4	Oesophagus	173	6.5	4.8	6.4	12.1
5	Tongue	154	5.8	4.3	5.3	12.5
6	NHL	102	3.8	2.9	3.2	4.2
7	Hypopharynx	91	3.4	2.5	3.4	7.3
8	Prostate	89	3.3	2.5	3.5	2.8
9	Lymphoid Leuk.	81	3.0	2.3	2.4	1.6
10	Brain, NS	80	3.0	2.2	2.5	3.3
	All Sites	2668	100.0	74.6	91.2	166.2

Females

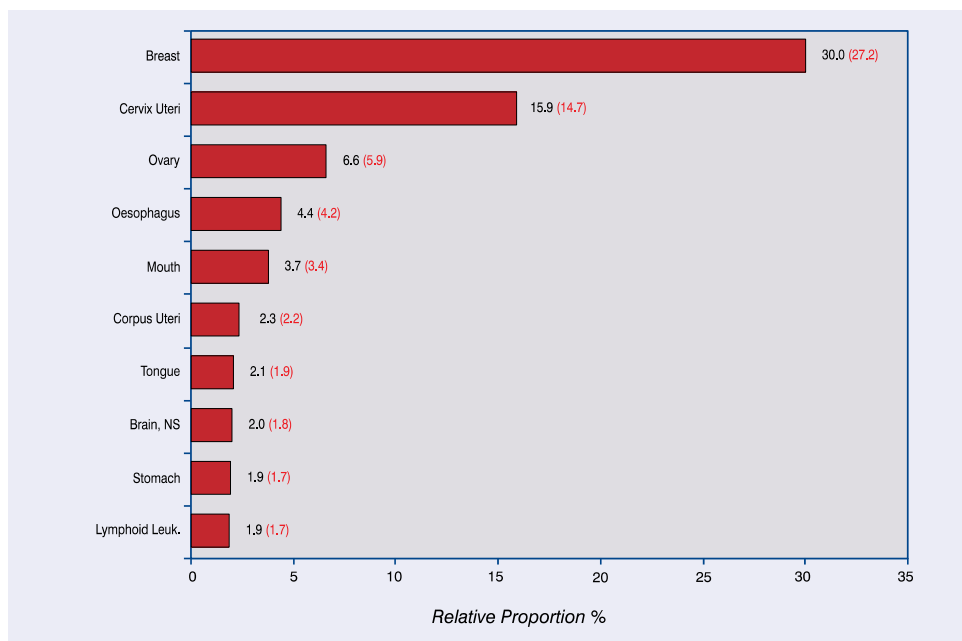
Sl. No.	Leading Sites	No. of Cases	%	CR	AAR	TR
1	Breast	827	30.0	24.4	27.2	70.7
2	Cervix Uteri	438	15.9	12.9	14.7	36.2
3	Ovary	182	6.6	5.4	5.9	13.0
4	Oesophagus	121	4.4	3.6	4.2	9.1
5	Mouth	103	3.7	3.0	3.4	6.3
6	Corpus Uteri	63	2.3	1.9	2.2	5.3
7	Tongue	57	2.1	1.7	1.9	5.1
8	Brain, NS	55	2.0	1.6	1.8	2.9
9	Stomach	53	1.9	1.6	1.7	3.3
10	Lymphoid Leuk.	51	1.9	1.5	1.7	0.9
	All Sites	2754	100.0	81.3	91.2	203.1

Fig. 2.18: Ten Leading Sites of Cancer - Nagpur (2005-2007)
Age Adjusted Incidence Rates given in parentheses

Males



Females



NAGPUR

Males: The leading sites of cancer were: mouth (8.0%), larynx (7.1%), lung (7.1%), oesophagus (6.5%) and tongue (5.8%). The respective CR and AAR per 100,000 population for the sites were: mouth (6.0 and 6.9), larynx (5.3 and 7.1), lung (5.3 and 6.9), oesophagus (4.8 and 6.4) and tongue (4.3 and 5.3).

Females: The leading cancer sites among females were: breast (30.0%) followed by cervix uteri (15.9%), ovary (6.6%), oesophagus (4.4%) and mouth (3.7%). The respective CR and AAR per 100,000 population for the sites were: breast (24.4 and 27.2), cervix uteri (12.9 and 14.7), ovary (5.4 and 5.9), oesophagus (3.6 and 4.2) and mouth (3.0 and 3.4). The two leading sites of breast and cervix constituted 45.9% of the total cancers.

TABLE 2.19: Ten Leading Sites of Cancer - Pune (2006-2008)

Number of Cases, Relative Proportion (%), Crude Rate (CR), Age Adjusted Rate (AAR), and Truncated Rate (TR)

Males

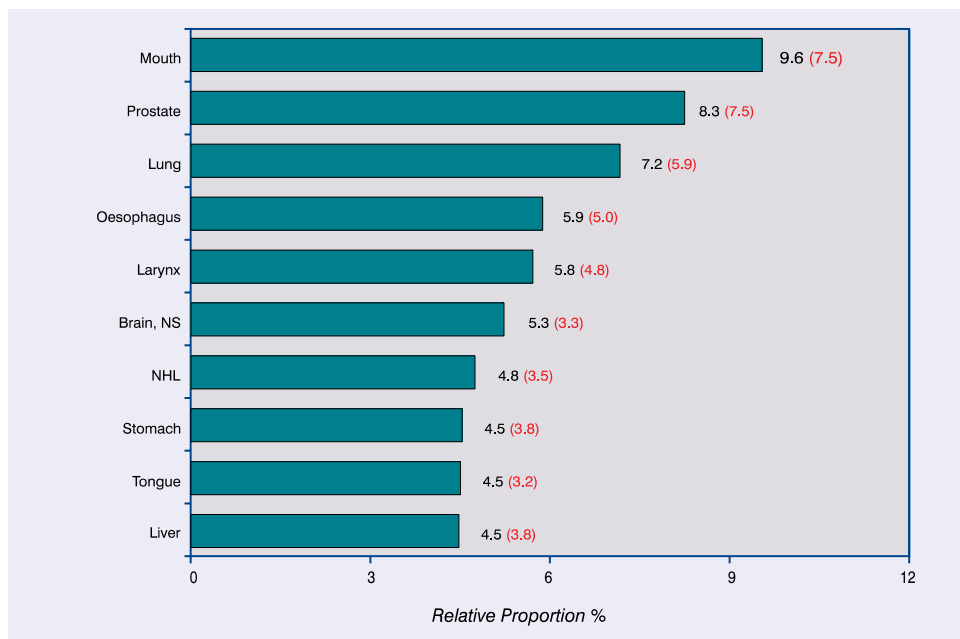
Sl. No.	Leading Sites	No. of Cases	%	CR	AAR	TR
1	Mouth	389	9.6	5.3	7.5	15.7
2	Prostate	336	8.3	4.5	7.5	5.0
3	Lung	292	7.2	3.9	5.9	8.3
4	Oesophagus	239	5.9	3.2	5.0	6.2
5	Larynx	233	5.8	3.2	4.8	7.5
6	Brain, NS	213	5.3	2.9	3.3	5.7
7	NHL	193	4.8	2.6	3.5	4.5
8	Stomach	184	4.5	2.5	3.8	6.0
9	Tongue	183	4.5	2.5	3.2	6.6
10	Liver	182	4.5	2.5	3.8	5.0
	All Sites	4047	100.0	54.7	78.8	115.7

Females

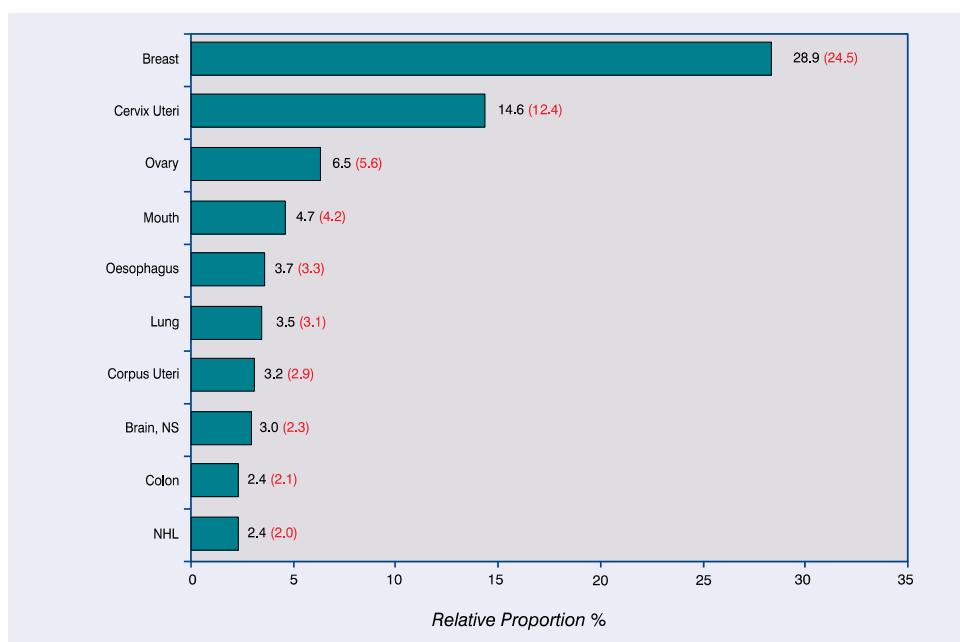
Sl. No.	Leading Sites	No. of Cases	%	CR	AAR	TR
1	Breast	1312	28.9	19.8	24.5	53.9
2	Cervix Uteri	665	14.6	10.0	12.4	29.2
3	Ovary	294	6.5	4.4	5.6	10.5
4	Mouth	213	4.7	3.2	4.2	8.7
5	Oesophagus	167	3.7	2.5	3.3	5.2
6	Lung	160	3.5	2.4	3.1	5.9
7	Corpus Uteri	144	3.2	2.2	2.9	5.6
8	Brain, NS	136	3.0	2.0	2.3	3.9
9	Colon	109	2.4	1.6	2.1	3.1
10	NHL	107	2.4	1.6	2.0	3.3
	All Sites	4547	100.0	68.5	85.5	169.1

Fig. 2.19: Ten Leading Sites of Cancer - Pune (2006-2008)
Age Adjusted Incidence Rates given in parentheses

Males



Females



PUNE

Males: The leading sites of cancer were: mouth (9.6%), prostate (8.3%), lung (7.2%), oesophagus (5.9%) and larynx (5.8%). The respective CR and AAR per 100,000 population for the sites were: mouth (5.3 and 7.5), prostate (4.5 and 7.5), lung (3.9 and 5.9), oesophagus (3.2 and 5.0) and larynx (3.2 and 4.8).

Females: The leading cancer sites among females were: breast (28.9%) followed by cervix uteri (14.6%), ovary (6.5%), mouth (4.7%) and oesophagus (3.7%). The two leading sites breast and cervix constituted 43.5% of the total cancers. The respective CR and AAR per 100,000 population for the sites were: breast (19.8 and 24.5), cervix uteri (10.0 and 12.4), ovary (4.4 and 5.6), mouth (3.2 and 4.2) and oesophagus (2.5 and 3.3).

TABLE 2.20: Ten Leading Sites of Cancer - Thiruvananthapuram (2005-2008)

Number of Cases, Relative Proportion (%), Crude Rate (CR), Age Adjusted Rate (AAR), and Truncated Rate (TR)

Males

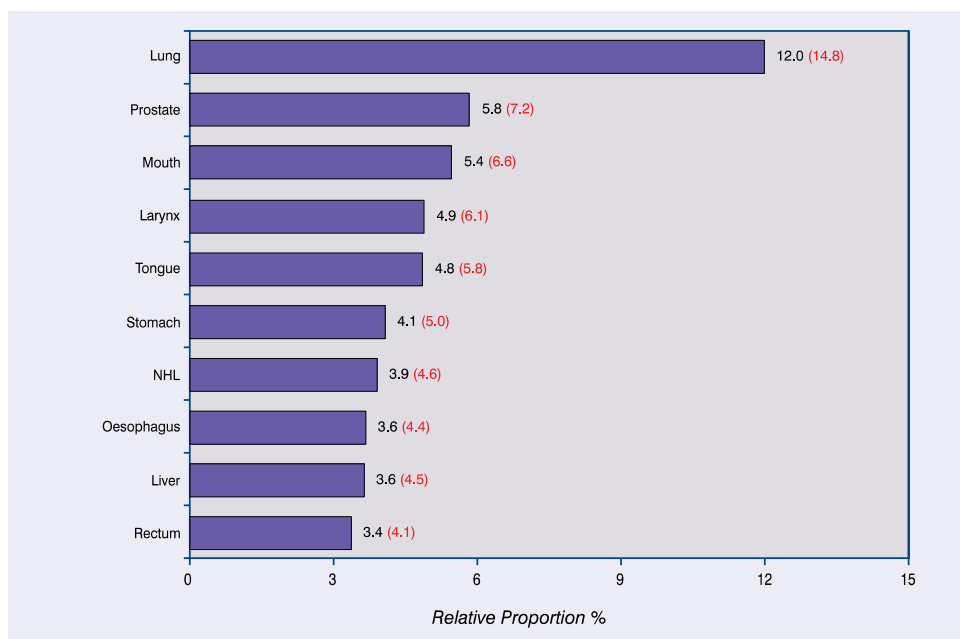
Sl. No.	Leading Sites	No. of Cases	%	CR	AAR	TR
1	Lung	342	12.0	15.1	14.8	27.4
2	Prostate	166	5.8	7.3	7.2	5.6
3	Mouth	155	5.4	6.9	6.6	11.8
4	Larynx	139	4.9	6.1	6.1	12.2
5	Tongue	138	4.8	6.1	5.8	13.2
6	Stomach	116	4.1	5.1	5.0	9.4
7	NHL	111	3.9	4.9	4.6	9.6
8	Oesophagus	104	3.6	4.6	4.4	8.6
9	Liver	103	3.6	4.6	4.5	6.9
10	Rectum	96	3.4	4.2	4.1	6.6
	All Sites	2851	100.0	126.1	121.7	205.0

Females

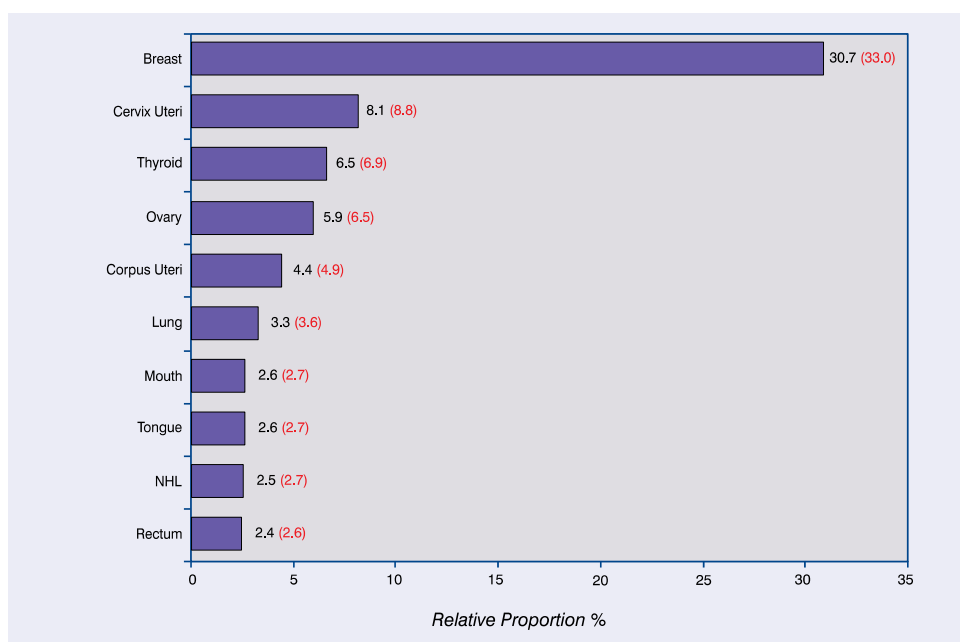
Sl. No.	Leading Sites	No. of Cases	%	CR	AAR	TR
1	Breast	891	30.7	37.4	33.0	84.0
2	Cervix Uteri	235	8.1	9.9	8.8	19.9
3	Thyroid	190	6.5	8.0	6.9	12.2
4	Ovary	172	5.9	7.2	6.5	14.6
5	Corpus Uteri	127	4.4	5.3	4.9	10.4
6	Lung	95	3.3	4.0	3.6	7.0
7	Mouth	76	2.6	3.2	2.7	3.5
8	Tongue	75	2.6	3.2	2.7	4.8
9	NHL	72	2.5	3.0	2.7	3.6
10	Rectum	71	2.4	3.0	2.6	5.5
	All Sites	2904	100.0	122.0	108.3	223.6

Fig. 2.20: Ten Leading Sites of Cancer - Thiruvananthapuram (2005-2008)
Age Adjusted Incidence Rates given in parentheses

Males



Females



THIRUVANANTHAPURM

Males: The leading sites of cancer were: lung (12.0%), prostate (5.8%), mouth (5.4%), larynx (4.9%) and tongue (4.8%). The respective CR and AAR per 100,000 population for the sites were: lung (15.1 and 14.8), prostate (7.3 and 7.2), mouth (6.9 and 6.6), larynx (6.1 and 6.1) and tongue (6.1 and 5.8).

Females: The leading cancer sites among females were: breast (30.7%) followed by cervix uteri (8.1%), thyroid (6.5%), ovary (5.9%) and corpus uteri (4.4%). The respective CR and AAR per 100,000 population for the sites were: breast (37.4 and 33.0), cervix uteri (9.9 and 8.8), thyroid (8.0 and 6.9), ovary (7.2 and 6.5) and corpus uteri (5.3 and 4.9).

Chapter 3

SITES OF CANCER ASSOCIATED WITH THE USE OF TOBACCO

Table 3.1 gives the number and relative proportion of Tobacco Related Cancers (IARC - 1987) in different PBCRs. Among males, Dibrugarh district had the highest relative proportion with 57% of all cancers being those sites that have been associated with use of tobacco. Among females also, Dibrugarh district had the highest proportion with 26.3% of all cancers being tobacco related. The lowest proportion of tobacco related cancers was among females in Barshi Expanded with 9.5% of cancers being associated with the use of tobacco.

Table 3.1: Number (#) and Relative Proportion (%) of TRCs

Registry	Male		Female	
	#	%	#	%
Bangalore (2006-2007)	1957	34.7	998	14.3
Barshi Rural (2006-2008)	124	31.9	47	11.9
<i>Barshi Expanded</i> (2007-2008)	555	35.9	187	9.5
Bhopal (2006-2008)	962	47.7	305	15.5
Chennai (2006-2008)	3057	41.4	1197	15.2
Delhi (2006-2007)	5409	39.4	1384	11.0
Mumbai (2006-2008)	6179	39.2	2368	13.5
Cachar District (2007-2008)	817	51.5	231	24.2
Dibrugarh District (2006-2008)	845	57.0	273	26.3
Kamrup Urban District (2006-2008)	1097	56.2	333	25.5
Manipur State (MR) (2006-2008)	744	38.5	441	21.7
<i>Imphal West District</i> (2006-2008)	263	43.5	171	22.7
<i>MR - Excl. Imphal West</i> (2006-2008)	481	36.2	270	21.0
Mizoram State (MZ) (2006-2008)	703	38.2	322	20.9
<i>Aizawl District</i> (2006-2008)	394	43.1	172	22.1
<i>MZ - Excl. Aizawl</i> (2006-2008)	309	33.4	150	19.6
Sikkim State (2006-2008)	211	34.8	115	20.9
Ahmedabad - Rural (2006-2008)	771	55.1	173	17.3
Ahmedabad - Urban (2006-2008)	2636	50.5	626	14.8
Aurangabad (2005-2008)	430	46.3	189	19.7
Kolkata (2006-2007)	2049	44.4	545	12.3
Kollam (2006-2008)	1964	42.2	639	14.6
Nagpur (2005-2007)	1111	41.6	403	14.6
Pune (2006-2008)	1589	39.3	765	16.8
Thiruvananthapuram (2005-2008)	1091	38.3	314	10.8

Table 3.2: Number (#) and Proportion (%) of Tobacco Related Cancers (TRCs) relative to all sites of Cancer (Males & Females)

Registries	Lip		Tongue		Mouth		Oropharynx		Hypopharynx		Pharynx Unsp.	
	#	%	#	%	#	%	#	%	#	%	#	%
MALES												
Bangalore (2006-2007)	3	0.1	228	4.0	176	3.1	55	1.0	250	4.4	58	1.0
Barshi Rural (2006-2008)	2	0.5	8	2.1	21	5.4	1	0.3	16	4.1	3	0.8
Barshi Expanded (2007-2008)	7	0.5	92	5.9	117	7.6	4	0.3	56	3.6	12	0.8
Bhopal (2006-2008)	6	0.3	195	9.7	205	10.2	15	0.7	92	4.6	9	0.4
Chennai (2006-2008)	15	0.2	382	5.2	471	6.4	106	1.4	298	4.0	43	0.6
Delhi (2006-2007)	78	0.6	932	6.8	668	4.9	128	0.9	230	1.7	41	0.3
Mumbai (2006-2008)	80	0.5	805	5.1	1250	7.9	107	0.7	400	2.5	98	0.6
Cachar District (2007-2008)	8	0.5	94	5.9	64	4.0	21	1.3	131	8.3	20	1.3
Dibrugarh District (2006-2008)	11	0.7	70	4.7	132	8.9	18	1.2	169	11.4	26	1.8
Kamrup Urban District (2006-2008)	14	0.7	111	5.7	98	5.0	76	3.9	196	10.0	16	0.8
Manipur State (MR) (2006-2008)	4	0.2	38	2.0	41	2.1	3	0.2	35	1.8	5	0.3
Imphal West District (2006-2008)	2	0.3	15	2.5	18	3.0	1	0.2	9	1.5	1	0.2
MR - Excl. Imphal West (2006-2008)	2	0.2	23	1.7	23	1.7	2	0.2	26	2.0	4	0.3
Mizoram State (MZ) (2006-2008)	3	0.2	33	1.8	26	1.4	16	0.9	92	5.0	23	1.3
Aizawl District (2006-2008)	0	0.0	21	2.3	12	1.3	7	0.8	54	5.9	14	1.5
MZ - Excl. Aizawl (2006-2008)	3	0.3	12	1.3	14	1.5	9	1.0	38	4.1	9	1.0
Sikkim State (2006-2008)	4	0.7	10	1.7	21	3.5	1	0.2	19	3.1	6	1.0
Ahmedabad - Rural (2006-2008)	4	0.3	193	13.8	171	12.2	13	0.9	78	5.6	20	1.4
Ahmedabad - Urban (2006-2008)	32	0.6	512	9.8	816	15.6	31	0.6	208	4.0	86	1.6
Aurangabad (2005-2008)	7	0.8	60	6.5	64	6.9	10	1.1	30	3.2	7	0.8
Kolkata (2006-2007)	18	0.4	218	4.7	228	4.9	16	0.3	85	1.8	35	0.8
Kollam (2006-2008)	10	0.2	209	4.5	288	6.2	90	1.9	101	2.2	6	0.1
Nagpur (2005-2007)	8	0.3	154	5.8	213	8.0	26	1.0	91	3.4	7	0.3
Pune (2006-2008)	13	0.3	183	4.5	389	9.6	14	0.3	75	1.9	16	0.4
Thiruvananthapuram (2005-2008)	7	0.2	138	4.8	155	5.4	56	2.0	64	2.2	0	0.0
FEMALES												
Bangalore (2006-2007)	7	0.1	57	0.8	302	4.3	5	0.1	60	0.9	23	0.3
Barshi Rural (2006-2008)	0	0.0	1	0.3	9	2.3	0	0.0	1	0.3	0	0.0
Barshi Expanded (2007-2008)	1	0.1	36	1.8	31	1.6	0	0.0	10	0.5	1	0.1
Bhopal (2006-2008)	5	0.3	40	2.0	93	4.7	2	0.1	12	0.6	1	0.1
Chennai (2006-2008)	16	0.2	132	1.7	280	3.6	10	0.1	125	1.6	18	0.2
Delhi (2006-2007)	15	0.1	232	1.8	188	1.5	21	0.2	49	0.4	8	0.1
Mumbai (2006-2008)	33	0.2	303	1.7	536	3.1	24	0.1	130	0.7	39	0.2
Cachar District (2007-2008)	3	0.3	24	2.5	40	4.2	4	0.4	22	2.3	5	0.5
Dibrugarh District (2006-2008)	2	0.2	19	1.8	43	4.1	2	0.2	35	3.4	6	0.6
Kamrup Urban District (2006-2008)	5	0.4	24	1.8	51	3.9	15	1.2	31	2.4	6	0.5
Manipur State (MR) (2006-2008)	2	0.1	17	0.8	21	1.0	0	0.0	9	0.4	1	0.0
Imphal West District (2006-2008)	1	0.1	9	1.2	3	0.4	0	0.0	1	0.1	0	0.0
MR - Excl. Imphal West (2006-2008)	1	0.1	8	0.6	18	1.4	0	0.0	8	0.6	1	0.1
Mizoram State (MZ) (2006-2008)	4	0.3	5	0.3	11	0.7	5	0.3	7	0.5	8	0.5
Aizawl District (2006-2008)	1	0.1	1	0.1	5	0.6	3	0.4	4	0.5	1	0.1
MZ - Excl. Aizawl (2006-2008)	3	0.4	4	0.5	6	0.8	2	0.3	3	0.4	7	0.9
Sikkim State (2006-2008)	2	0.4	4	0.7	12	2.2	0	0.0	5	0.9	3	0.5
Ahmedabad - Rural (2006-2008)	0	0.0	34	3.4	32	3.2	1	0.1	26	2.6	4	0.4
Ahmedabad - Urban (2006-2008)	7	0.2	109	2.6	135	3.2	4	0.1	51	1.2	13	0.3
Aurangabad (2005-2008)	0	0.0	31	3.2	37	3.9	3	0.3	5	0.5	3	0.3
Kolkata (2006-2007)	6	0.1	88	2.0	91	2.1	3	0.1	8	0.2	8	0.2
Kollam (2006-2008)	21	0.5	131	3.0	220	5.0	3	0.1	10	0.2	0	0.0
Nagpur (2005-2007)	6	0.2	57	2.1	103	3.7	5	0.2	18	0.7	6	0.2
Pune (2006-2008)	8	0.2	92	2.0	213	4.7	5	0.1	28	0.6	10	0.2
Thiruvananthapuram (2005-2008)	4	0.1	75	2.6	76	2.6	0	0.0	11	0.4	1	0.0

Table 3.2: Number (#) and Proportion (%) of Tobacco Related Cancers (TRCs) relative to all sites of Cancer (Males & Females) (Contd...)

Registries	Oesophagus		Larynx		Lung		Bladder		TRC		All sites	
	#	%	#	%	#	%	#	%	#	%	#	%
MALES												
Bangalore (2006-2007)	369	6.5	169	3.0	493	8.7	156	2.8	1957	34.7	5645	100.0
Barshi Rural (2006-2008)	27	6.9	19	4.9	20	5.1	7	1.8	124	31.9	389	100.0
Barshi Expanded (2007-2008)	74	4.8	82	5.3	86	5.6	25	1.6	555	35.9	1548	100.0
Bhopal (2006-2008)	107	5.3	98	4.9	207	10.3	28	1.4	962	47.7	2015	100.0
Chennai (2006-2008)	485	6.6	265	3.6	804	10.9	188	2.5	3057	41.4	7392	100.0
Delhi (2006-2007)	475	3.5	814	5.9	1374	10.0	669	4.9	5409	39.4	13720	100.0
Mumbai (2006-2008)	707	4.5	761	4.8	1404	8.9	567	3.6	6179	39.2	15745	100.0
Cachar District (2007-2008)	192	12.1	161	10.2	104	6.6	22	1.4	817	51.5	1586	100.0
Dibrugarh District (2006-2008)	250	16.9	58	3.9	76	5.1	35	2.4	845	57.0	1483	100.0
Kamrup Urban District (2006-2008)	330	16.9	85	4.4	136	7.0	35	1.8	1097	56.2	1952	100.0
Manipur State (MR) (2006-2008)	89	4.6	60	3.1	421	21.8	48	2.5	744	38.5	1934	100.0
Imphal West District (2006-2008)	40	6.6	18	3.0	140	23.1	19	3.1	263	43.5	605	100.0
MR - Excl. Imphal West (2006-2008)	49	3.7	42	3.2	281	21.1	29	2.2	481	36.2	1329	100.0
Mizoram State (MZ) (2006-2008)	221	12.0	40	2.2	234	12.7	15	0.8	703	38.2	1838	100.0
Aizawl District (2006-2008)	131	14.3	28	3.1	118	12.9	9	1.0	394	43.1	914	100.0
MZ - Excl. Aizawl (2006-2008)	90	9.7	12	1.3	116	12.6	6	0.6	309	33.4	924	100.0
Sikkim State (2006-2008)	64	10.6	24	4.0	51	8.4	11	1.8	211	34.8	606	100.0
Ahmedabad - Rural (2006-2008)	81	5.8	50	3.6	142	10.1	19	1.4	771	55.1	1400	100.0
Ahmedabad - Urban (2006-2008)	301	5.8	201	3.9	347	6.7	102	2.0	2636	50.5	5215	100.0
Aurangabad (2005-2008)	63	6.8	77	8.3	96	10.3	16	1.7	430	46.3	928	100.0
Kolkata (2006-2007)	130	2.8	295	6.4	794	17.2	230	5.0	2049	44.4	4611	100.0
Kollam (2006-2008)	209	4.5	191	4.1	735	15.8	125	2.7	1964	42.2	4656	100.0
Nagpur (2005-2007)	173	6.5	190	7.1	190	7.1	59	2.2	1111	41.6	2668	100.0
Pune (2006-2008)	239	5.9	233	5.8	292	7.2	135	3.3	1589	39.3	4047	100.0
Thiruvananthapuram (2005-2008)	104	3.6	139	4.9	342	12.0	86	3.0	1091	38.3	2851	100.0
FEMALES												
Bangalore (2006-2007)	298	4.3	21	0.3	181	2.6	44	0.6	998	14.3	6979	100.0
Barshi Rural (2006-2008)	18	4.6	1	0.3	17	4.3	0	0.0	47	11.9	394	100.0
Barshi Expanded (2007-2008)	54	2.7	13	0.7	30	1.5	11	0.6	187	9.5	1977	100.0
Bhopal (2006-2008)	91	4.6	12	0.6	45	2.3	4	0.2	305	15.5	1962	100.0
Chennai (2006-2008)	271	3.4	36	0.5	262	3.3	47	0.6	1197	15.2	7866	100.0
Delhi (2006-2007)	258	2.0	111	0.9	346	2.7	156	1.2	1384	11.0	12613	100.0
Mumbai (2006-2008)	444	2.5	129	0.7	566	3.2	164	0.9	2368	13.5	17485	100.0
Cachar District (2007-2008)	86	9.0	25	2.6	20	2.1	2	0.2	231	24.2	953	100.0
Dibrugarh District (2006-2008)	133	12.8	7	0.7	22	2.1	4	0.4	273	26.3	1038	100.0
Kamrup Urban District (2006-2008)	141	10.8	12	0.9	41	3.1	7	0.5	333	25.5	1304	100.0
Manipur State (MR) (2006-2008)	48	2.4	23	1.1	306	15.0	14	0.7	441	21.7	2035	100.0
Imphal West District (2006-2008)	23	3.1	11	1.5	118	15.7	5	0.7	171	22.7	752	100.0
MR - Excl. Imphal West (2006-2008)	25	1.9	12	0.9	188	14.7	9	0.7	270	21.0	1283	100.0
Mizoram State (MZ) (2006-2008)	31	2.0	10	0.6	231	15.0	10	0.6	322	20.9	1542	100.0
Aizawl District (2006-2008)	19	2.4	7	0.9	126	16.2	5	0.6	172	22.1	778	100.0
MZ - Excl. Aizawl (2006-2008)	12	1.6	3	0.4	105	13.7	5	0.7	150	19.6	764	100.0
Sikkim State (2006-2008)	35	6.4	11	2.0	39	7.1	4	0.7	115	20.9	549	100.0
Ahmedabad - Rural (2006-2008)	40	4.0	6	0.6	24	2.4	6	0.6	173	17.3	1002	100.0
Ahmedabad - Urban (2006-2008)	158	3.7	10	0.2	111	2.6	28	0.7	626	14.8	4227	100.0
Aurangabad (2005-2008)	53	5.5	11	1.1	35	3.6	11	1.1	189	19.7	960	100.0
Kolkata (2006-2007)	72	1.6	41	0.9	185	4.2	43	1.0	545	12.3	4427	100.0
Kollam (2006-2008)	75	1.7	9	0.2	148	3.4	22	0.5	639	14.6	4374	100.0
Nagpur (2005-2007)	121	4.4	19	0.7	47	1.7	21	0.8	403	14.6	2754	100.0
Pune (2006-2008)	167	3.7	43	0.9	160	3.5	39	0.9	765	16.8	4547	100.0
Thiruvananthapuram (2005-2008)	26	0.9	10	0.3	95	3.3	16	0.6	314	10.8	2904	100.0

Table 3.3: Number (#) and Proportion (%) of specific sites of cancer among all Tobacco Related Cancers (TRCs)

Registries	Lip		Tongue		Mouth		Oropharynx		Hypopharynx		Pharynx Unsp.	
	#	%	#	%	#	%	#	%	#	%	#	%
MALES												
Bangalore (2006-2007)	3	0.2	228	11.7	176	9.0	55	2.8	250	12.8	58	3.0
Barshi Rural (2006-2008)	2	1.6	8	6.5	21	16.9	1	0.8	16	12.9	3	2.4
Barshi Expanded (2007-2008)	7	1.3	92	16.6	117	21.1	4	0.7	56	10.1	12	2.2
Bhopal (2006-2008)	6	0.6	195	20.3	205	21.3	15	1.6	92	9.6	9	0.9
Chennai (2006-2008)	15	0.5	382	12.5	471	15.4	106	3.5	298	9.7	43	1.4
Delhi (2006-2007)	78	1.4	932	17.2	668	12.3	128	2.4	230	4.3	41	0.8
Mumbai (2006-2008)	80	1.3	805	13.0	1250	20.2	107	1.7	400	6.5	98	1.6
Cachar District (2007-2008)	8	1.0	94	11.5	64	7.8	21	2.6	131	16.0	20	2.4
Dibrugarh District (2006-2008)	11	1.3	70	8.3	132	15.6	18	2.1	169	20.0	26	3.1
Kamrup Urban District (2006-2008)	14	1.3	111	10.1	98	8.9	76	6.9	196	17.9	16	1.5
Manipur State (MR) (2006-2008)	4	0.5	38	5.1	41	5.5	3	0.4	35	4.7	5	0.7
Imphal West District (2006-2008)	2	0.8	15	5.7	18	6.8	1	0.4	9	3.4	1	0.4
MR - Excl. Imphal West (2006-2008)	2	0.4	23	4.8	23	4.8	2	0.4	26	5.4	4	0.8
Mizoram State (MZ) (2006-2008)	3	0.4	33	4.7	26	3.7	16	2.3	92	13.1	23	3.3
Aizawl District (2006-2008)	0	0.0	21	5.3	12	3.0	7	1.8	54	13.7	14	3.6
MZ - Excl. Aizawl (2006-2008)	3	1.0	12	3.9	14	4.5	9	2.9	38	12.3	9	2.9
Sikkim State (2006-2008)	4	1.9	10	4.7	21	10.0	1	0.5	19	9.0	6	2.8
Ahmedabad - Rural (2006-2008)	4	0.5	193	25.0	171	22.2	13	1.7	78	10.1	20	2.6
Ahmedabad - Urban (2006-2008)	32	1.2	512	19.4	816	31.0	31	1.2	208	7.9	86	3.3
Aurangabad (2005-2008)	7	1.6	60	14.0	64	14.9	10	2.3	30	7.0	7	1.6
Kolkata (2006-2007)	18	0.9	218	10.6	228	11.1	16	0.8	85	4.1	35	1.7
Kollam (2006-2008)	10	0.5	209	10.6	288	14.7	90	4.6	101	5.1	6	0.3
Nagpur (2005-2007)	8	0.7	154	13.9	213	19.2	26	2.3	91	8.2	7	0.6
Pune (2006-2008)	13	0.8	183	11.5	389	24.5	14	0.9	75	4.7	16	1.0
Thiruvananthapuram (2005-2008)	7	0.6	138	12.6	155	14.2	56	5.1	64	5.9	0	0.0
FEMALES												
Bangalore (2006-2007)	7	0.7	57	5.7	302	30.3	5	0.5	60	6.0	23	2.3
Barshi Rural (2006-2008)	0	0.0	1	2.1	9	19.1	0	0.0	1	2.1	0	0.0
Barshi Expanded (2007-2008)	1	0.5	36	19.3	31	16.6	0	0.0	10	5.3	1	0.5
Bhopal (2006-2008)	5	1.6	40	13.1	93	30.5	2	0.7	12	3.9	1	0.3
Chennai (2006-2008)	16	1.3	132	11.0	280	23.4	10	0.8	125	10.4	18	1.5
Delhi (2006-2007)	15	1.1	232	16.8	188	13.6	21	1.5	49	3.5	8	0.6
Mumbai (2006-2008)	33	1.4	303	12.8	536	22.6	24	1.0	130	5.5	39	1.6
Cachar District (2007-2008)	3	1.3	24	10.4	40	17.3	4	1.7	22	9.5	5	2.2
Dibrugarh District (2006-2008)	2	0.7	19	7.0	43	15.8	2	0.7	35	12.8	6	2.2
Kamrup Urban District (2006-2008)	5	1.5	24	7.2	51	15.3	15	4.5	31	9.3	6	1.8
Manipur State (MR) (2006-2008)	2	0.5	17	3.9	21	4.8	0	0.0	9	2.0	1	0.2
Imphal West District (2006-2008)	1	0.6	9	5.3	3	1.8	0	0.0	1	0.6	0	0.0
MR - Excl. Imphal West (2006-2008)	1	0.4	8	3.0	18	6.7	0	0.0	8	3.0	1	0.4
Mizoram State (MZ) (2006-2008)	4	1.2	5	1.6	11	3.4	5	1.6	7	2.2	8	2.5
Aizawl District (2006-2008)	1	0.6	1	0.6	5	2.9	3	1.7	4	2.3	1	0.6
MZ - Excl. Aizawl (2006-2008)	3	2.0	4	2.7	6	4.0	2	1.3	3	2.0	7	4.7
Sikkim State (2006-2008)	2	1.7	4	3.5	12	10.4	0	0.0	5	4.3	3	2.6
Ahmedabad Rural (2006-2008)	0	0.0	34	19.7	32	18.5	1	0.6	26	15.0	4	2.3
Ahmedabad Urban (2006-2008)	7	1.1	109	17.4	135	21.6	4	0.6	51	8.1	13	2.1
Aurangabad (2005-2008)	0	0.0	31	16.4	37	19.6	3	1.6	5	2.6	3	1.6
Kolkata (2006-2007)	6	1.1	88	16.1	91	16.7	3	0.6	8	1.5	8	1.5
Kollam (2006-2008)	21	3.3	131	20.5	220	34.4	3	0.5	10	1.6	0	0.0
Nagpur (2005-2007)	6	1.5	57	14.1	103	25.6	5	1.2	18	4.5	6	1.5
Pune (2006-2008)	8	1.0	92	12.0	213	27.8	5	0.7	28	3.7	10	1.3
Thiruvananthapuram (2005-2008)	4	1.3	75	23.9	76	24.2	0	0.0	11	3.5	1	0.3

Table 3.3: Number (#) and Proportion (%) of specific sites of cancer among all Tobacco Related Cancers (TRCs) (Contd...)

Registries	Oesophagus		Larynx		Lung		Bladder		TRC	
	#	%	#	%	#	%	#	%	#	%
MALES										
Bangalore (2006-2007)	369	18.9	169	8.6	493	25.2	156	8.0	1957	100.0
Barshi Rural (2006-2008)	27	21.8	19	15.3	20	16.1	7	5.6	124	100.0
<i>Barshi Expanded</i> (2007-2008)	74	13.3	82	14.8	86	15.5	25	4.5	555	100.0
Bhopal (2006-2008)	107	11.1	98	10.2	207	21.5	28	2.9	962	100.0
Chennai (2006-2008)	485	15.9	265	8.7	804	26.3	188	6.1	3057	100.0
Delhi (2006-2007)	475	8.8	814	15.0	1374	25.4	669	12.4	5409	100.0
Mumbai (2006-2008)	707	11.4	761	12.3	1404	22.7	567	9.2	6179	100.0
Cachar District (2007-2008)	192	23.5	161	19.7	104	12.7	22	2.7	817	100.0
Dibrugarh District (2006-2008)	250	29.6	58	6.9	76	9.0	35	4.1	845	100.0
Kamrup Urban District (2006-2008)	330	30.1	85	7.7	136	12.4	35	3.2	1097	100.0
Manipur State (MR) (2006-2008)	89	12.0	60	8.1	421	56.6	48	6.5	744	100.0
<i>Imphal West District</i> (2006-2008)	40	15.2	18	6.8	140	53.2	19	7.2	263	100.0
<i>MR - Excl. Imphal West</i> (2006-2008)	49	10.2	42	8.7	281	58.4	29	6.0	481	100.0
Mizoram State (MZ) (2006-2008)	221	31.4	40	5.7	234	33.3	15	2.1	703	100.0
<i>Aizawl District</i> (2006-2008)	131	33.2	28	7.1	118	29.9	9	2.3	394	100.0
<i>MZ - Excl. Aizawl</i> (2006-2008)	90	29.1	12	3.9	116	37.5	6	1.9	309	100.0
Sikkim State (2006-2008)	64	30.3	24	11.4	51	24.2	11	5.2	211	100.0
Ahmedabad - Rural (2006-2008)	81	10.5	50	6.5	142	18.4	19	2.5	771	100.0
Ahmedabad - Urban (2006-2008)	301	11.4	201	7.6	347	13.2	102	3.9	2636	100.0
Aurangabad (2005-2008)	63	14.7	77	17.9	96	22.3	16	3.7	430	100.0
Kolkata (2006-2007)	130	6.3	295	14.4	794	38.8	230	11.2	2049	100.0
Kollam (2006-2008)	209	10.6	191	9.7	735	37.4	125	6.4	1964	100.0
Nagpur (2005-2007)	173	15.6	190	17.1	190	17.1	59	5.3	1111	100.0
Pune (2006-2008)	239	15.0	233	14.7	292	18.4	135	8.5	1589	100.0
Thiruvananthapuram (2005-2008)	104	9.5	139	12.7	342	31.3	86	7.9	1091	100.0
FEMALES										
Bangalore (2006-2007)	298	29.9	21	2.1	181	18.1	44	4.4	998	100.0
Barshi Rural (2006-2008)	18	38.3	1	2.1	17	36.2	0	0.0	47	100.0
<i>Barshi Expanded</i> (2007-2008)	54	28.9	13	7.0	30	16.0	11	5.9	187	100.0
Bhopal (2006-2008)	91	29.8	12	3.9	45	14.8	4	1.3	305	100.0
Chennai (2006-2008)	271	22.6	36	3.0	262	21.9	47	3.9	1197	100.0
Delhi (2006-2007)	258	18.6	111	8.0	346	25.0	156	11.3	1384	100.0
Mumbai (2006-2008)	444	18.8	129	5.4	566	23.9	164	6.9	2368	100.0
Cachar District (2007-2008)	86	37.2	25	10.8	20	8.7	2	0.9	231	100.0
Dibrugarh District (2006-2008)	133	48.7	7	2.6	22	8.1	4	1.5	273	100.0
Kamrup Urban District (2006-2008)	141	42.3	12	3.6	41	12.3	7	2.1	333	100.0
Manipur State (MR) (2006-2008)	48	10.9	23	5.2	306	69.4	14	3.2	441	100.0
<i>Imphal West District</i> (2006-2008)	23	13.5	11	6.4	118	69.0	5	2.9	171	100.0
<i>MR - Excl. Imphal West</i> (2006-2008)	25	9.3	12	4.4	188	69.6	9	3.3	270	100.0
Mizoram State (MZ) (2006-2008)	31	9.6	10	3.1	231	71.7	10	3.1	322	100.0
<i>Aizawl District</i> (2006-2008)	19	11.0	7	4.1	126	73.3	5	2.9	172	100.0
<i>MZ - Excl. Aizawl</i> (2006-2008)	12	8.0	3	2.0	105	70.0	5	3.3	150	100.0
Sikkim State (2006-2008)	35	30.4	11	9.6	39	33.9	4	3.5	115	100.0
Ahmedabad - Rural (2006-2008)	40	23.1	6	3.5	24	13.9	6	3.5	173	100.0
Ahmedabad - Urban (2006-2008)	158	25.2	10	1.6	111	17.7	28	4.5	626	100.0
Aurangabad (2005-2008)	53	28.0	11	5.8	35	18.5	11	5.8	189	100.0
Kolkata (2006-2007)	72	13.2	41	7.5	185	33.9	43	7.9	545	100.0
Kollam (2006-2008)	75	11.7	9	1.4	148	23.2	22	3.4	639	100.0
Nagpur (2005-2007)	121	30.0	19	4.7	47	11.7	21	5.2	403	100.0
Pune (2006-2008)	167	21.8	43	5.6	160	20.9	39	5.1	765	100.0
Thiruvananthapuram (2005-2008)	26	8.3	10	3.2	95	30.3	16	5.1	314	100.0

Chapter 4

BASIS OF DIAGNOSIS

Table 4.1 gives the number and relative proportion of cancers based on different methods of diagnosis. The proportion of microscopic verification in males varied from 61.5% in Mizoram State excluding Aizawl District to 93.9% in Imphal West District of Manipur State. X-ray and Imaging as a form of diagnosis was highest in Cachar District being 19.7% in males. Among females, the microscopic proportion varied from 56.4% in Mizoram State excluding Aizawl District to 94.4% in Imphal West District of Manipur State. X-ray and Imaging as a form of diagnosis was higher in Cachar District with a relative proportion of 17.5%. The Death Certified Only cases showed variation in relative proportion. Among males, it was lowest in Barshi Expanded (0.1%) to 26.2 in Mizoram State excluding Aizawl District and in females it varies from 0 in Barshi and Barshi Expanded to 26.6 in Mizoram State excluding Aizawl District.

Table 4.1(a): Number (#) and Relative Proportion (%) of Cancers based on Different Methods of Diagnosis

Males

Registry	Clinical		Microscopic		X-Ray		DCO		Others		Total	
	#	%	#	%	#	%	#	%	#	%	#	%
Bangalore (2006-2007)	192	3.4	4868	86.2	93	1.6	483	8.6	7	0.1	5645	100.0
Barshi Rural (2006-2008)	17	4.4	286	73.5	43	11.1	3	0.8	40	10.3	389	100.0
Barshi Expanded (2007-2008)	25	1.6	1253	80.9	75	4.8	2	0.1	192	12.4	1548	100.0
Bhopal (2006-2008)	51	2.5	1617	80.2	215	10.7	103	5.1	29	1.4	2015	100.0
Chennai (2006-2008)	274	3.7	5814	78.7	965	13.1	222	3.0	117	1.6	7392	100.0
Delhi (2006-2007)	1262	9.2	10709	78.1	353	2.6	72	0.5	1319	9.6	13720	100.0
Mumbai (2006-2008)	1112	7.1	13668	86.8	36	0.2	920	5.8	9	0.1	15745	100.0
Cachar District (2007-2008)	22	1.4	1058	66.7	313	19.7	188	11.9	3	0.2	1586	100.0
Dibrugarh District (2006-2008)	8	0.5	1229	82.9	24	1.6	197	13.3	11	0.7	1483	100.0
Kamrup Urban District (2006-2008) *	81	4.1	1429	73.2	130	6.7	298	15.3	14	0.7	1952	100.0
Manipur State (MR) (2006-2008)	0	0.0	1806	93.4	81	4.2	17	0.9	22	1.1	1934	100.0
Imphal West District (2006-2008)	0	0.0	568	93.9	20	3.3	9	1.5	6	1.0	605	100.0
MR - Excl. Imphal West (2006-2008)	0	0.0	1238	93.2	61	4.6	8	0.6	16	1.2	1329	100.0
Mizoram State (MZ) (2006-2008)	60	3.3	1191	64.8	126	6.9	405	22.0	44	2.4	1838	100.0
Aizawl District (2006-2008)	31	3.4	623	68.2	70	7.7	163	17.8	18	2.0	914	100.0
MZ - Excl. Aizawl (2006-2008)	29	3.1	568	61.5	56	6.1	242	26.2	26	2.8	924	100.0
Sikkim State (2006-2008)	16	2.6	442	72.9	8	1.3	58	9.6	80	13.2	606	100.0
Ahmedabad - Rural (2006-2008)	55	3.9	1282	91.6	20	1.4	31	2.2	12	0.9	1400	100.0
Ahmedabad - Urban (2006-2008)	174	3.3	4686	89.9	167	3.2	181	3.5	7	0.1	5215	100.0
Aurangabad (2005-2008)	44	4.7	834	89.9	0	0.0	50	5.4	0	0.0	928	100.0
Kolkata (2006-2007)	7	0.2	4144	89.9	28	0.6	420	9.1	12	0.3	4611	100.0
Kollam (2006-2008)	38	0.8	3511	75.4	612	13.1	431	9.3	63	1.4	4656	100.0
Nagpur (2005-2007)	204	7.6	2380	89.2	3	0.1	81	3.0	0	0.0	2668	100.0
Pune (2006-2008)	307	7.6	3482	86.0	14	0.3	241	6.0	3	0.1	4047	100.0
Thiruvananthapuram (2005-2008)	64	2.2	2143	75.2	254	8.9	269	9.4	41	1.4	2851	100.0

* Updated as of February 2011

Table 4.1 (b): Number (#) and Relative Proportion (%) of Cancers based on Different Methods of Diagnosis**Females**

Registry	Clinical		Microscopic		X-Ray		DCO		Others		Total	
	#	%	#	%	#	%	#	%	#	%	#	%
Bangalore (2006-2007)	179	2.6	6299	90.3	70	1.0	421	6.0	1	0.0	6979	100.0
Barshi Rural (2006-2008)	23	5.8	311	78.9	43	10.9	0	0.0	17	4.3	394	100.0
<i>Barshi Expanded</i> (2007-2008)	50	2.5	1620	81.9	103	5.2	0	0.0	203	10.3	1977	100.0
Bhopal (2006-2008)	53	2.7	1648	84.0	182	9.3	49	2.5	30	1.5	1962	100.0
Chennai (2006-2008)	517	6.6	6382	81.1	676	8.6	209	2.7	82	1.0	7866	100.0
Delhi (2006-2007)	1219	9.7	9537	75.6	710	5.6	48	0.4	1098	8.7	12613	100.0
Mumbai (2006-2008)	1146	6.6	15364	87.9	31	0.2	928	5.3	16	0.1	17485	100.0
Cachar District (2007-2008)	16	1.7	715	75.0	167	17.5	53	5.6	2	0.2	953	100.0
Dibrugarh District (2006-2008)	5	0.5	878	84.6	16	1.5	112	10.8	19	1.8	1038	100.0
Kamrup Urban District (2006-2008) *	64	4.9	999	76.6	112	8.6	118	9.0	10	0.8	1304	100.0
Manipur State (MR) (2006-2008)	2	0.1	1916	94.2	76	3.7	15	0.7	16	0.8	2035	100.0
<i>Imphal West District</i> (2006-2008)	1	0.1	710	94.4	28	3.7	7	0.9	2	0.3	752	100.0
<i>MR - Excl. Imphal West</i> (2006-2008)	1	0.1	1206	94.0	48	3.7	8	0.6	14	1.1	1283	100.0
Mizoram State (MZ) (2006-2008)	52	3.4	923	59.9	137	8.9	359	23.3	47	3.0	1542	100.0
<i>Aizawl District</i> (2006-2008)	23	3.0	492	63.2	70	9.0	156	20.1	25	3.2	778	100.0
<i>MZ - Excl. Aizawl</i> (2006-2008)	29	3.8	431	56.4	67	8.8	203	26.6	22	2.9	764	100.0
Sikkim State (2006-2008)	13	2.4	423	77.0	12	2.2	40	7.3	60	10.9	549	100.0
Ahmedabad - Rural (2006-2008)	19	1.9	921	91.9	13	1.3	27	2.7	22	2.2	1002	100.0
Ahmedabad - Urban (2006-2008)	176	4.2	3829	90.6	110	2.6	106	2.5	6	0.1	4227	100.0
Aurangabad (2005-2008)	34	3.5	894	93.1	0	0.0	32	3.3	0	0.0	960	100.0
Kolkata (2006-2007)	22	0.5	4061	91.7	14	0.3	321	7.3	9	0.2	4427	100.0
Kollam (2006-2008)	103	2.4	3593	82.1	284	6.5	375	8.6	19	0.4	4374	100.0
Nagpur (2005-2007)	199	7.2	2483	90.2	2	0.1	69	2.5	1	0.0	2754	100.0
Pune (2006-2008)	294	6.5	3972	87.4	5	0.1	276	6.1	0	0.0	4547	100.0
Thiruvananthapuram (2005-2008)	66	2.3	2432	83.7	126	4.3	200	6.9	17	0.6	2904	100.0

* Updated as of February 2011

Chapter 5

CANCER MORTALITY

Table 5.1 shows the number of incidence cases, number of mortality cases and Mortality to Incidence Ratio (M/I) of all sites of cancers in the different registry areas. The M/I Ratio was highest among males in Barshi Rural (82.0) and lowest in Delhi (11.8). Among females also Barshi Rural registry showed highest M/I Ratio (73.1) and lowest in Cachar District of Assam State (7.1).

Table 5.1: Number of Incident and Mortality Cases and Mortality–Incidence Percent (M/I%)

Registry	Male			Female		
	Incidence	Mortality	M/I%	Incidence	Mortality	M/I%
Bangalore (2006-2007)	5645	2109	37.4	6979	1948	27.9
Barshi Rural (2006-2008)	389	319	82.0	394	288	73.1
<i>Barshi Expanded</i> (2007-2008)	1548	363	23.4	1977	286	14.5
Bhopal (2006-2008)	2015	898	44.6	1962	617	31.4
Chennai (2006-2008)	7392	2039	27.6	7866	1701	21.6
Delhi (2006-2007)	13720	1617	11.8	12613	1192	9.5
Mumbai (2006-2008) *	15745	8152	51.8	17485	7419	42.4
Cachar District (2007-2008)	1586	233	14.7	953	68	7.1
Dibrugarh District (2006-2008)	1483	435	29.3	1038	230	22.2
Kamrup Urban District (2006-2008)	1952	450	23.1	1304	197	15.1
Manipur State (MR) (2006-2008)	1934	368	19.0	2035	274	13.5
<i>Imphal West District</i> (2006-2008)	605	136	22.5	752	105	14.0
<i>MR - Excl. Imphal West</i> (2006-2008)	1329	232	17.5	1283	169	13.2
Mizoram State (MZ) (2006-2008)	1838	1049	57.1	1542	758	49.2
<i>Aizawl District</i> (2006-2008)	914	516	56.5	778	367	47.2
<i>MZ - Excl. Aizawl</i> (2006-2008)	924	533	57.7	764	391	51.2
Sikkim State (2006-2008)	606	299	49.3	549	244	44.4
Ahmedabad - Rural (2006-2008)	1400	415	29.6	1002	235	23.5
Ahmedabad - Urban (2006-2008)	5215	1353	25.9	4227	859	20.3
Aurangabad (2005-2008)	928	178	19.2	960	121	12.6
Kolkata (2006-2007)	4611	2261	49.0	4427	1717	38.8
Kollam (2006-2008)	4656	2419	52.0	4374	1666	38.1
Nagpur (2005-2007)	2668	572	21.4	2754	413	15.0
Pune (2006-2008)	4047	1613	39.9	4547	1716	37.7
Thiruvananthapuram (2005-2008)	2851	1262	44.3	2904	849	29.2

* Updated as of February 2011

Table 5.2 gives the crude, age adjusted and truncated mortality rates among different PBCRs. This showed a variation of crude mortality rate among different registry areas. In males it varied from 7.6 per 100,000 in Aurangabad to 88.3 per 100,000 in Aizawl District of Mizoram State. Among females it varied from 4.3 per 100,000 in Cachar to 65.4 per 100,000 in Aizawl District of Mizoram State. The age adjusted mortality rates show a similar variation among the registries.

Table 5.3 gives the number of matched deaths, number of DCOs and total deaths.

Table 5.2: Crude (CMR), Age Adjusted (AAMR) and Truncated (TMR) Mortality Rate per 100,000

Registry	Male			Female		
	CMR	AAMR	TMR	CMR	AAMR	TMR
Bangalore (2006-2007)	29.2	44.6	58.6	29.7	40.9	69.4
Barshi Rural (2006-2008)	38.9	40.7	75.5	38.3	38.6	85.4
<i>Barshi Expanded</i> (2007-2008)	8.1	9.4	20.4	6.9	7.6	18.4
Bhopal (2006-2008)	31.4	47.4	84.7	24.0	33.8	73.1
Chennai (2006-2008)	28.5	31.6	54.1	24.5	26.2	51.6
Delhi (2006-2007)	8.9	14.7	24.3	8.0	11.8	23.7
Mumbai (2006-2008) *	36.3	54.0	72.5	41.1	48.9	80.7
Cachar District (2007-2008)	14.0	19.9	40.5	4.3	5.8	12.6
Dibrugarh District (2006-2008)	22.0	32.0	53.7	12.2	17.9	34.5
Kamrup Urban District (2006-2008)	25.1	38.6	58.6	12.6	19.7	39.0
Manipur State (MR) (2006-2008)	10.0	13.9	16.9	7.5	10.1	15.0
<i>Imphal West District</i> (2006-2008)	18.6	23.6	25.0	14.1	16.0	24.3
<i>MR - Excl. Imphal West</i> (2006-2008)	7.9	11.2	14.7	5.8	8.2	12.2
Mizoram State (MZ) (2006-2008)	65.1	102.3	181.5	49.8	78.2	133.5
<i>Aizawl District</i> (2006-2008)	88.3	145.1	259.7	65.4	103.5	175.1
<i>MZ - Excl. Aizawl</i> (2006-2008)	51.9	80.0	140.0	40.7	63.7	110.4
Sikkim State (2006-2008)	29.2	46.4	61.4	27.5	47.1	71.5
Ahmedabad - Rural (2006-2008)	16.0	21.6	42.6	10.1	11.5	25.6
Ahmedabad - Urban (2006-2008)	18.2	24.3	45.5	13.1	15.4	33.2
Aurangabad (2005-2008)	7.6	12.7	25.1	5.7	8.2	19.2
Kolkata (2006-2007)	44.6	41.9	63.8	40.0	36.2	66.0
Kollam (2006-2008)	62.3	58.9	98.1	39.4	33.7	61.6
Nagpur (2005-2007)	16.0	19.7	34.5	12.2	13.7	28.8
Pune (2006-2008)	21.8	32.7	39.6	25.9	33.1	54.0
Thiruvananthapuram (2005-2008)	55.8	53.6	90.8	35.7	31.5	62.2

* Updated as of February 2011

Table 5.3: Number of Matched Deaths (MD), Number of DCOs and Total Deaths (TD)

Registry	Male			Female		
	MD	DCOs	TD	MD	DCOs	TD
Bangalore (2006-2007)	1626	483	2109	1527	421	1948
Barshi Rural (2006-2008)	316	3	319	288	0	288
<i>Barshi Expanded</i> (2007-2008)	361	2	363	286	0	286
Bhopal (2006-2008)	795	103	898	568	49	617
Chennai (2006-2008)	1817	222	2039	1492	209	1701
Delhi (2006-2007)	1543	74	1617	1144	48	1192
Mumbai (2006-2008) *	7232	920	8586	6491	928	7790
Cachar District (2007-2008)	45	188	233	15	53	68
Dibrugarh District (2006-2008)	238	197	435	118	112	230
Kamrup Urban District (2006-2008)	152	298	450	79	118	197
Manipur State (MR) (2006-2008)	351	17	368	259	15	274
<i>Imphal West District</i> (2006-2008)	127	9	136	98	7	105
<i>MR - Excl. Imphal West</i> (2006-2008)	224	8	232	161	8	169
Mizoram State (MZ) (2006-2008)	644	405	1049	399	359	758
<i>Aizawl District</i> (2006-2008)	353	163	516	211	156	367
<i>MZ - Excl. Aizawl</i> (2006-2008)	291	242	533	188	203	391
Sikkim State (2006-2008)	241	58	299	204	40	244
Ahmedabad - Rural (2006-2008)	384	31	415	208	27	235
Ahmedabad - Urban (2006-2008)	1172	181	1353	753	106	859
Aurangabad (2005-2008)	128	50	178	89	32	121
Kolkata (2006-2007)	1841	420	2261	1396	321	1717
Kollam (2006-2008)	1988	431	2419	1291	375	1666
Nagpur (2005-2007)	491	81	572	344	69	413
Pune (2006-2008)	1372	241	1613	1440	276	1716
Thiruvananthapuram (2005-2008)	993	269	1262	649	200	849

* Updated as of February 2011

Chapter 6

COMPARISON OF CANCER INCIDENCE AND PATTERNS OF ALL POPULATION BASED CANCER REGISTRIES

In this chapter comparison of incidence and patterns of cancer in all PBCRs are made.

All Sites (ICD-10: C00-C96)

Figure 6.1 compares the AAR of all sites in males and females respectively. Among males, five of ten North East registry areas show a higher AAR compared to Delhi which has the highest AAR (124.3 per 100,000) among older PBCRs. Thus, Aizawl District (249.5 per 100,000) has approximately twice the AAR of Delhi. Mizoram State as a whole also shows higher AAR (176.5) followed by Kamrup Urban District (161.6) and Mizoram State excluding Aizawl District (137.6). Among the new registries Thiruvananthapuram had higher AAR (121.7) compared to Kollam (113.7) and Barshi Expanded registry (40.8). Among females, two of ten registry areas of North East registries showed higher AAR (Aizawl District 210.0 and Mizoram State 152.8) compared to Bangalore which has the highest AAR (139.1) among the older and newer PBCRs.

Figures 6.2 to 6.23 give the comparison of selected leading sites of cancer.

Tongue (ICD-10: C01-C02)

Males: Bhopal had the highest AAR (9.6) among all the PBCRs. Kamrup Urban District showed highest AAR (8.7) among the North East registries.

Females: Thiruvananthapuram and Kollam had the highest AAR (2.7) among all the PBCRs. Kamrup Urban District had the highest AAR (2.3) among the North East registries, with Bhopal PBCR also having an AAR of 2.3 per 100,000.

Mouth (ICD-10: C03-C06)

Males: Ahmedabad Urban District showed the highest AAR (12.9) followed by Bhopal (9.9).

Females: Bangalore showed the highest AAR (6.5) followed by Kamrup Urban District (5.8).

Nasopharynx (ICD-10: C11)

Males: Aizawl District showed the highest AAR (6.0) followed by Manipur State excluding Imphal West District (5.2).

Females: Aizawl District (4.3) had the highest AAR followed by Mizoram State (2.6).

Hypopharynx (ICD-10: C12-13)

Males: Kamrup Urban District (15.7) had the highest AAR followed by Aizawl District (13.8) and Dibrugarh District (13.0). The older and newer PBCRs had relatively lower rates.

Oesophagus (ICD-10: C15)

Males: Aizawl District showed the highest AAR (34.2) followed by Kamrup Urban District (27.2).

Females: Kamrup Urban District (14.8) had the highest AAR followed by Dibrugarh District (11.4).

Stomach (ICD-10: C16)

Males: Aizawl District (55.4), Mizoram State (42.9), Mizoram State excluding Aizawl District (36.2) and Sikkim State (12.3) had higher AARs among all the PBCRs. Chennai had the highest AAR (11.8) among all other PBCRs.

Females: All the three identified areas in Mizoram State i.e. Aizawl District (24.4), Mizoram State (20.5) and Mizoram State excluding Aizawl District (18.2) had higher AARs followed by Sikkim State (11.0) and Chennai (6.0).

Colon (ICD-10: C18)

Males: Imphal West District (4.5) had the highest AAR followed by Bangalore (4.4) and Mumbai (3.6).

Liver (ICD-10: C22)

Males: Sikkim State (7.5), Mizoram State excluding Aizawl District (6.5) and Mizoram State (6.4) had higher AARs among all the PBCRs.

Gall Bladder (ICD-10: C23-C24)

Males: Kamrup Urban District showed the highest AAR (4.6) followed by Delhi (4.4).

Females: Kamrup Urban District showed the highest AAR (10.8) followed by Imphal West District of Manipur (9.0) and Delhi (8.8).

Larynx (ICD-10: C32)

Males: Cachar District (13.9) had the highest AAR followed by Delhi PBCR (8.0) and Aizawl District (7.6).

Lung (ICD-10: C33-C34)

Males: Aizawl District (36.0), Imphal West District (25.1), Mizoram State (24.5) had higher AARs among all the PBCRs with Kollam (18.1) showing the highest among all other PBCRs.

Females: Aizawl District (38.7) had the highest AAR followed by Mizoram State (26.3).

Breast (ICD-10: C50)

Females: Bangalore (36.1), Thiruvananthapuram (33.0), Mumbai and Delhi (32.3) had higher AARs among all the PBCRs.

Cervix Uteri (ICD-10: C53)

Females: Aizawl District (22.5) registered the highest AAR followed by Bangalore (21.1), Bhopal and Barshi expanded registries (18.9).

Corpus Uteri (ICD-10: C54)

Females: Bangalore showed the highest AAR (5.8) followed by Thiruvananthapuram (4.9).

Ovary (ICD-10: C56)

Females: Delhi (8.9) had the highest AAR followed by Kamrup Urban District and Bangalore PBCR (7.8).

Prostate (ICD-10: C61)

Males: Delhi showed highest AAR (10.9) followed by Bangalore (8.9).

Kidney (ICD-10: C64)

Males: Delhi showed the highest AAR (2.5) followed by Mumbai PBCR (2.3).

Females: Kamrup Urban District showed the highest AAR (1.3) followed by Bangalore (1.2) and Mumbai PBCR (1.0).

Urinary Bladder (ICD-10: C67)

Males: Delhi (6.8) registered the highest AAR followed by Kolkata (4.3) and Mumbai PBCR (3.9).

Females: Delhi (1.7) had the highest AAR followed by Aizawl District (1.5) and Mizoram State (1.1).

Brain, Nervous System (ICD-10: C70-72)

Males: Bangalore showed the highest AAR (4.0) followed by Delhi (3.5).

Females: Sikkim State (4.0) had the highest AAR followed by Bangalore PBCR (2.7).

Thyroid (ICD-10: C73)

Females: Imphal West District (7.3) and Thiruvananthapuram (6.9) showed higher AARs compared to other PBCRs.

NHL (ICD-10: C82-C85, C96)

Males: Imphal West District showed the highest AAR (6.8) followed by Delhi (5.8).

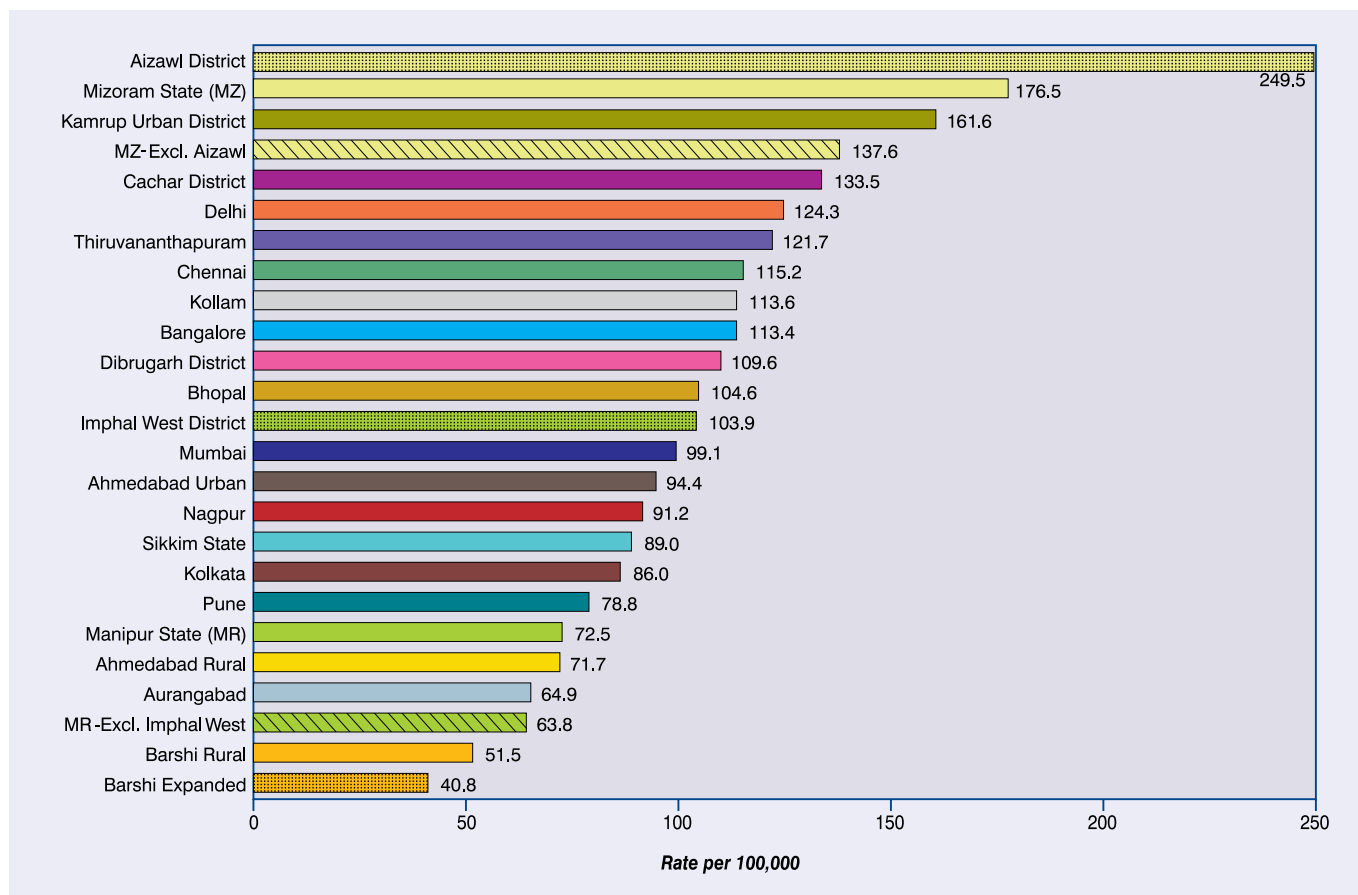
Females: Bangalore (3.2) had the highest AAR followed by Imphal West District and Delhi PBCR (3.0).

Myeloid Leukaemia: (ICD-10: C92-C94)

Males: Aizawl District showed the highest AAR (5.6) followed by Mizoram State (3.2).

Females: Imphal West District (2.7) registered the highest AAR followed by Thiruvananthapuram (2.3) and Ahmedabad Urban (2.1).

Fig. 6.1: Comparison of Age Adjusted Incidence Rates (AARs) of all PBCRs ALL SITES (ICD-10: C00-C96) - MALES



FEMALES

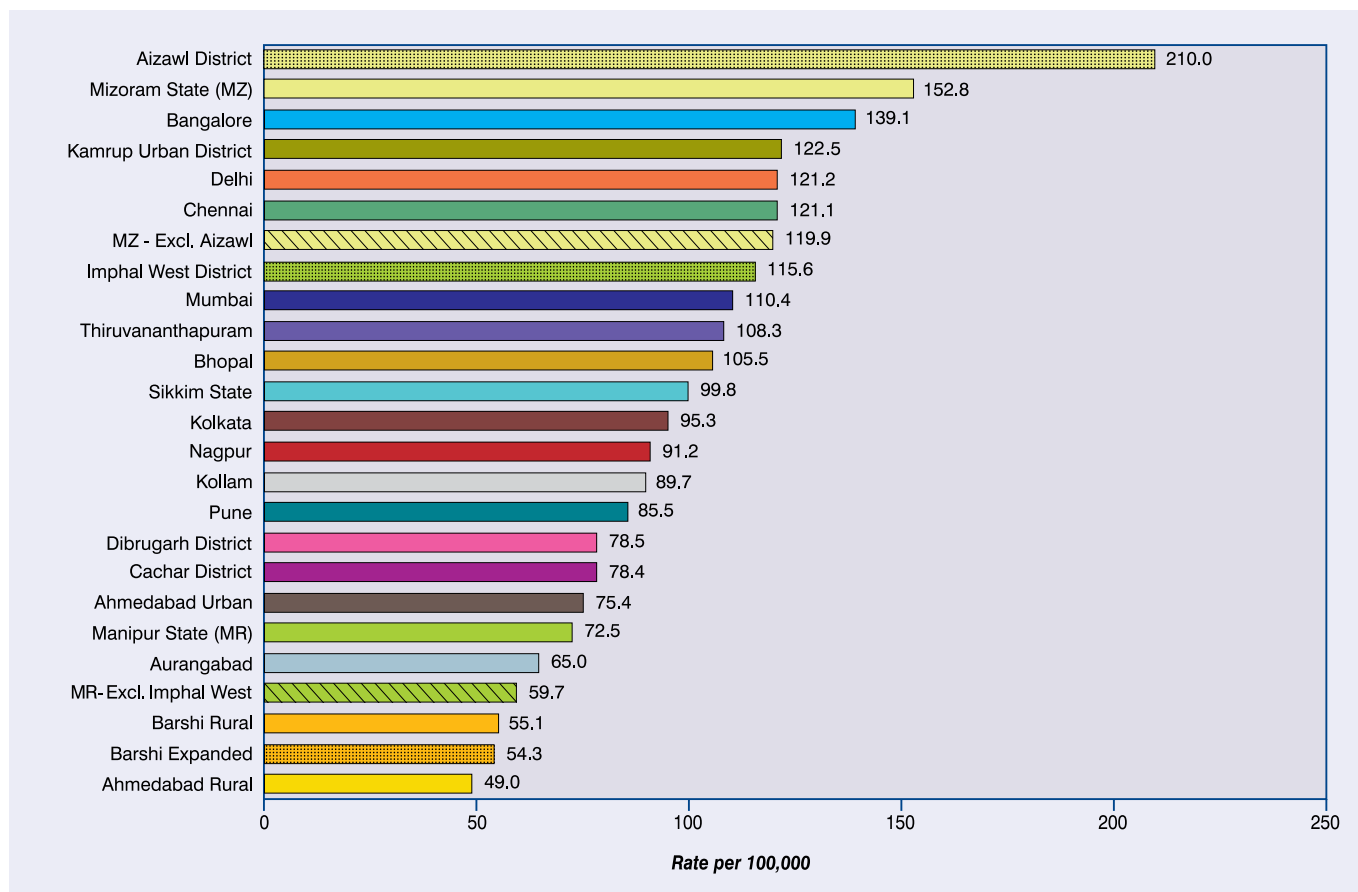
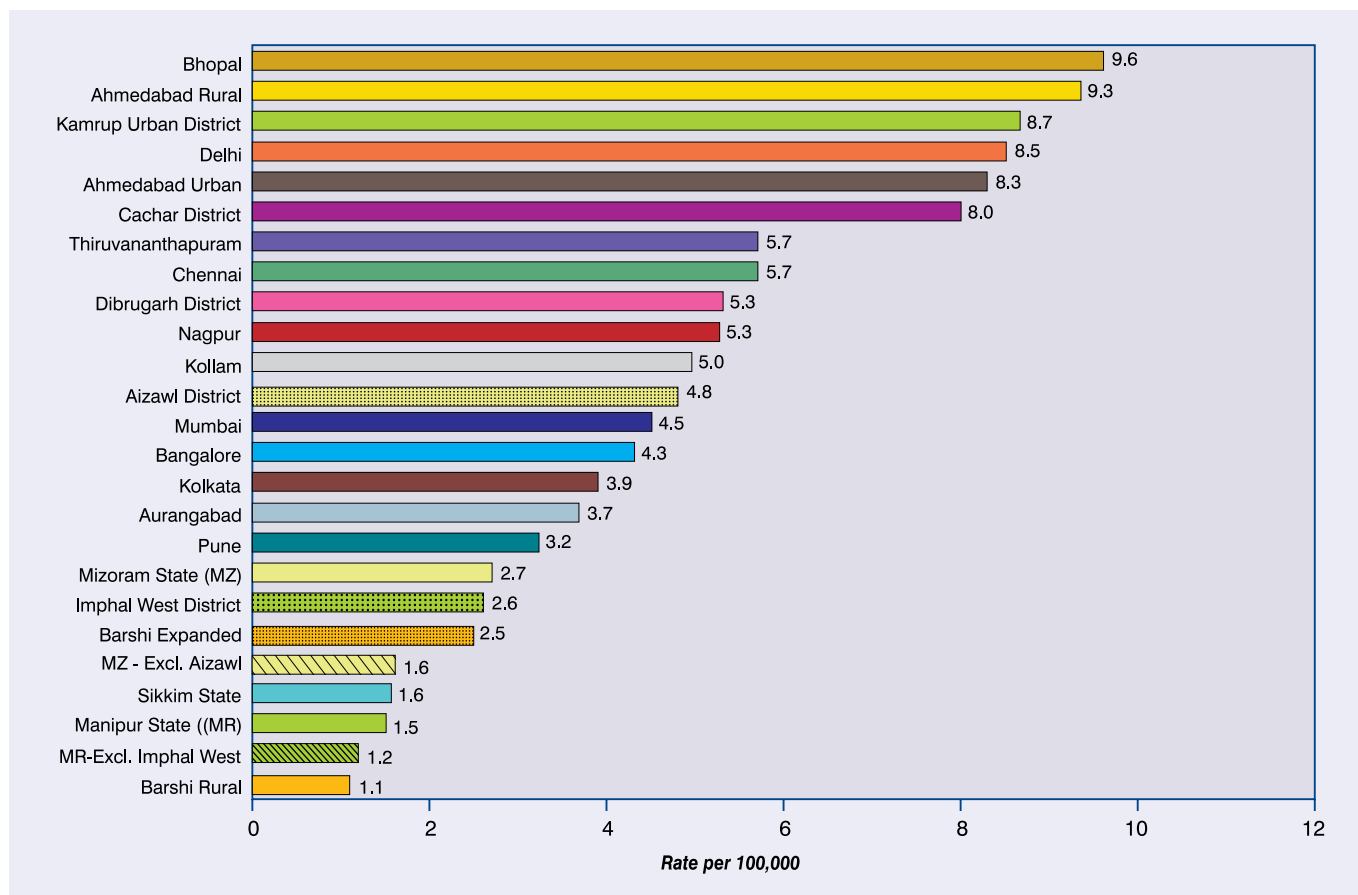


Fig. 6.2: Comparison of Age Adjusted Incidence Rates (AARs) of all PBCRs TONGUE (ICD-10: C01-C02) - MALES



FEMALES

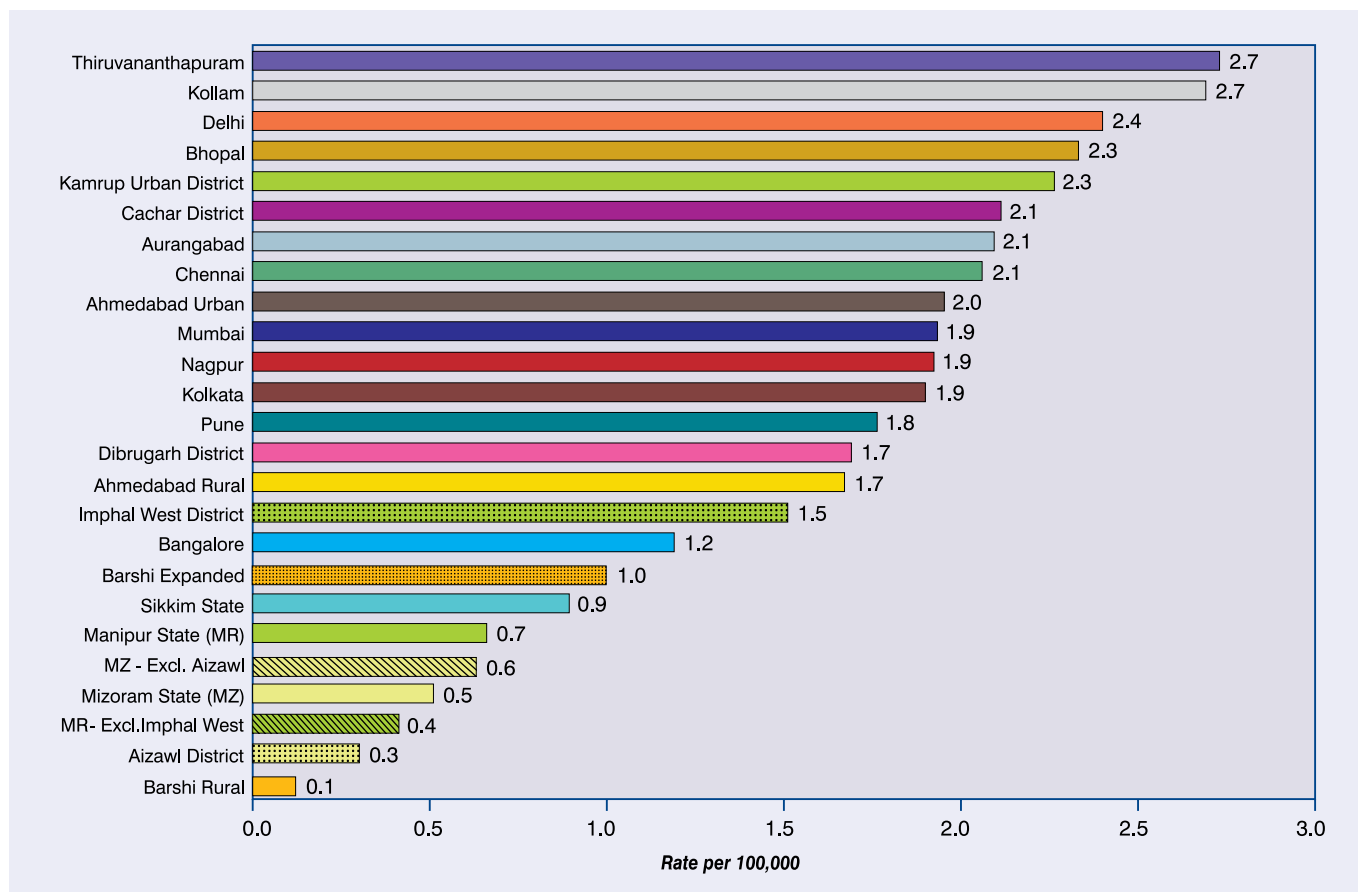
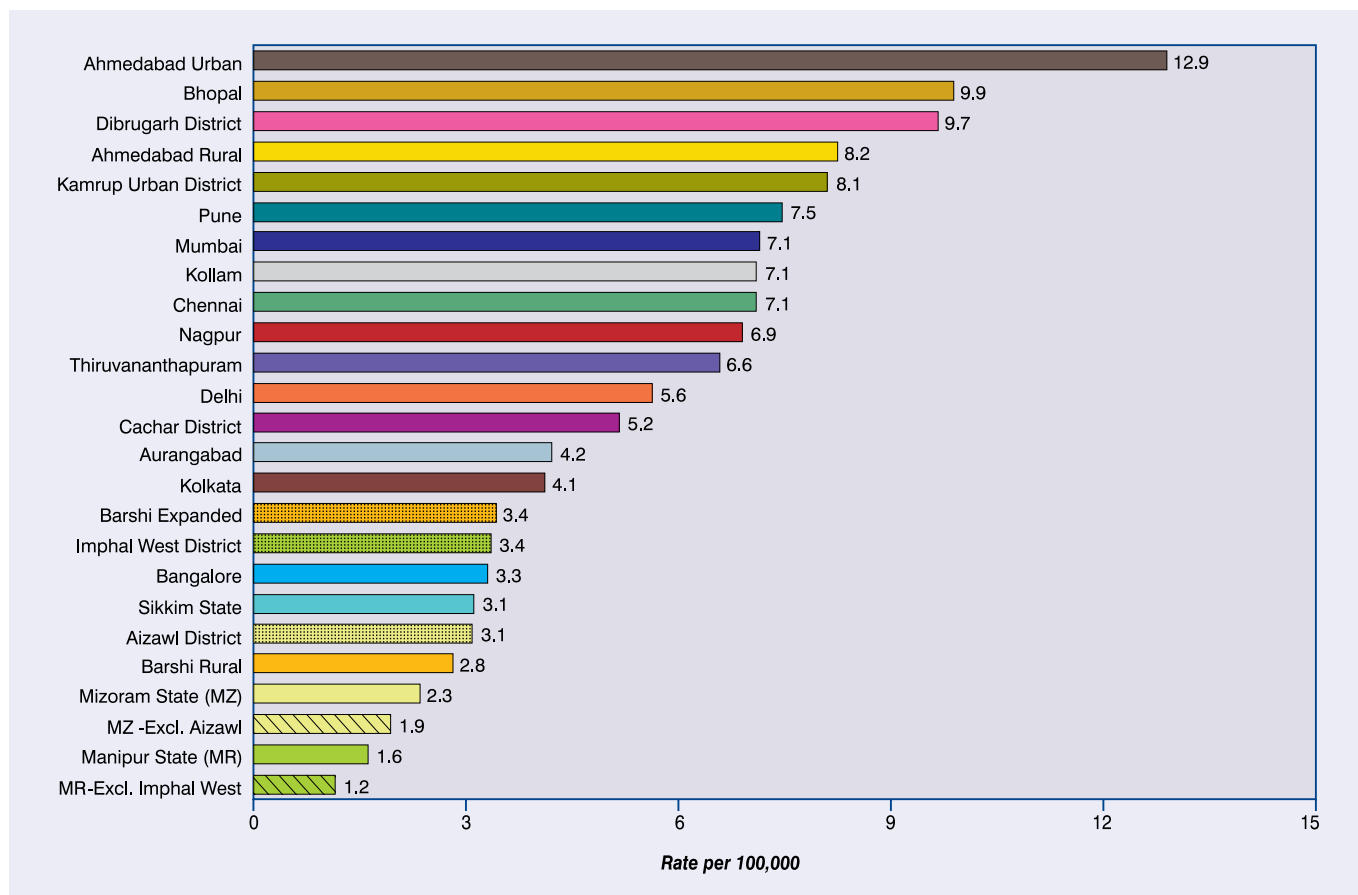


Fig. 6.3: Comparison of Age Adjusted Incidence Rates (AARs) of all PBCRs MOUTH (ICD-10: C03-C06) - MALES



FEMALES

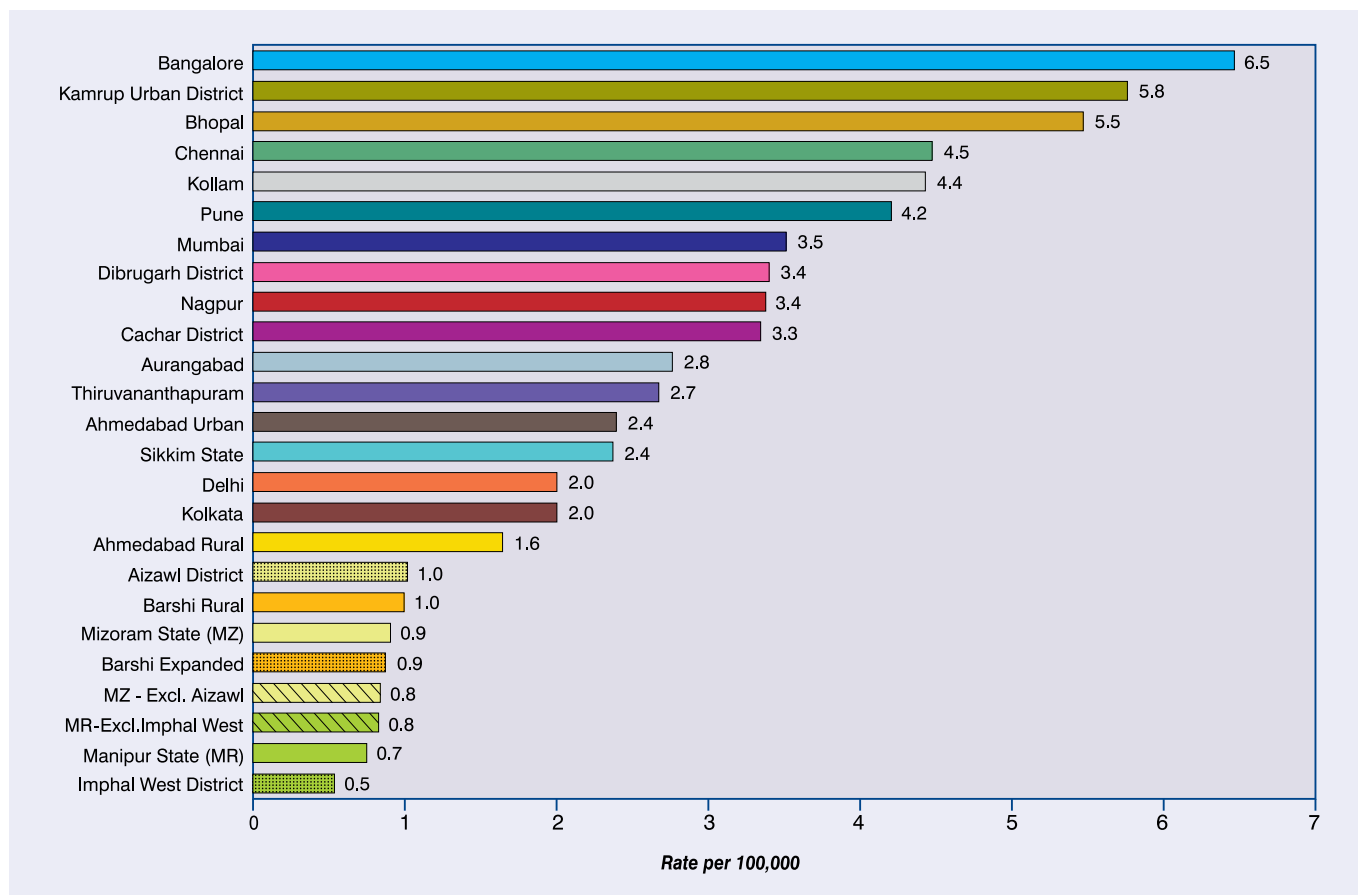
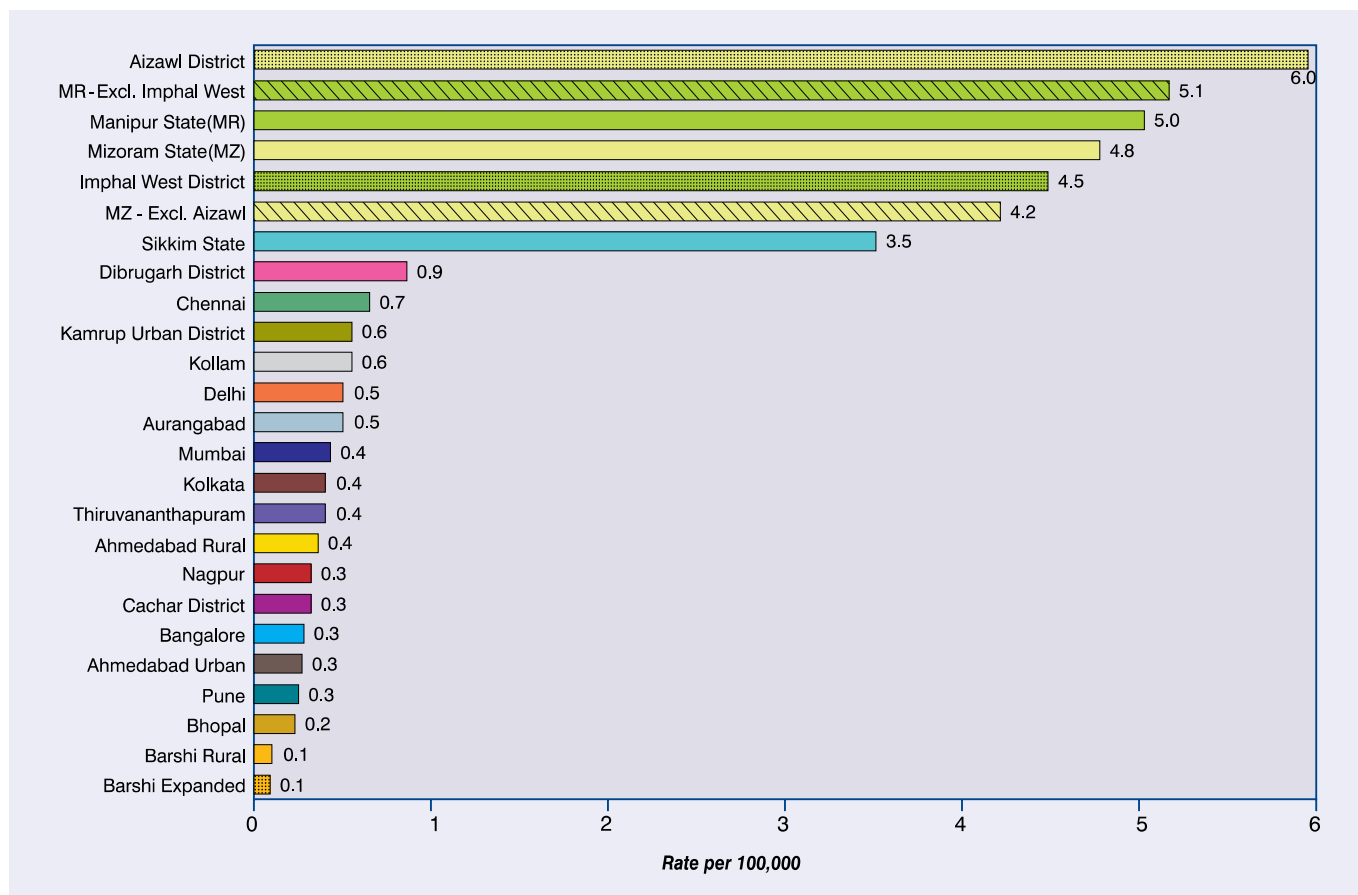


Fig. 6.4: Comparison of Age Adjusted Incidence Rates (AARs) of all PBCRs NASOPHARYNX (ICD-10: C11) - MALES



FEMALES

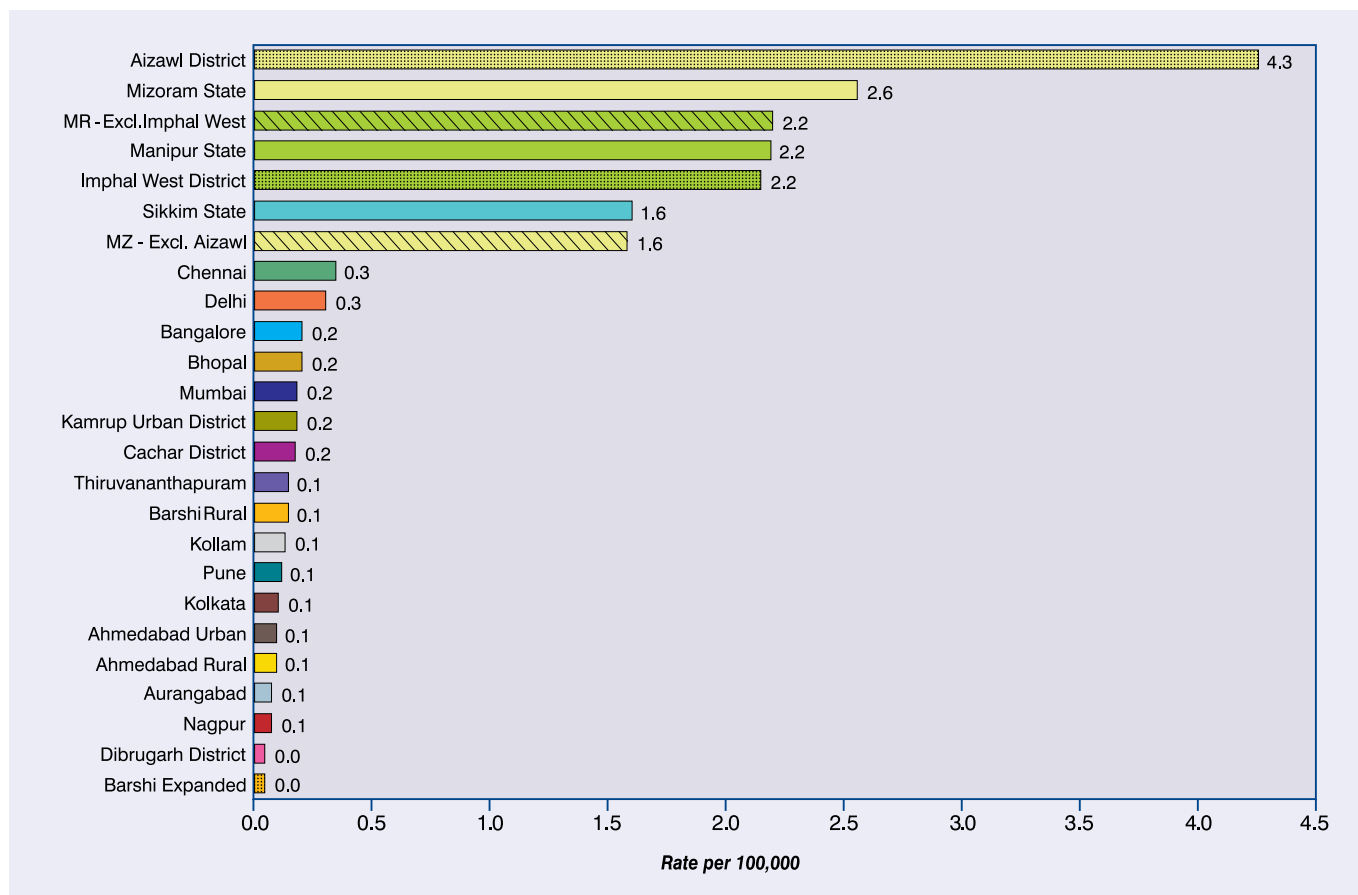
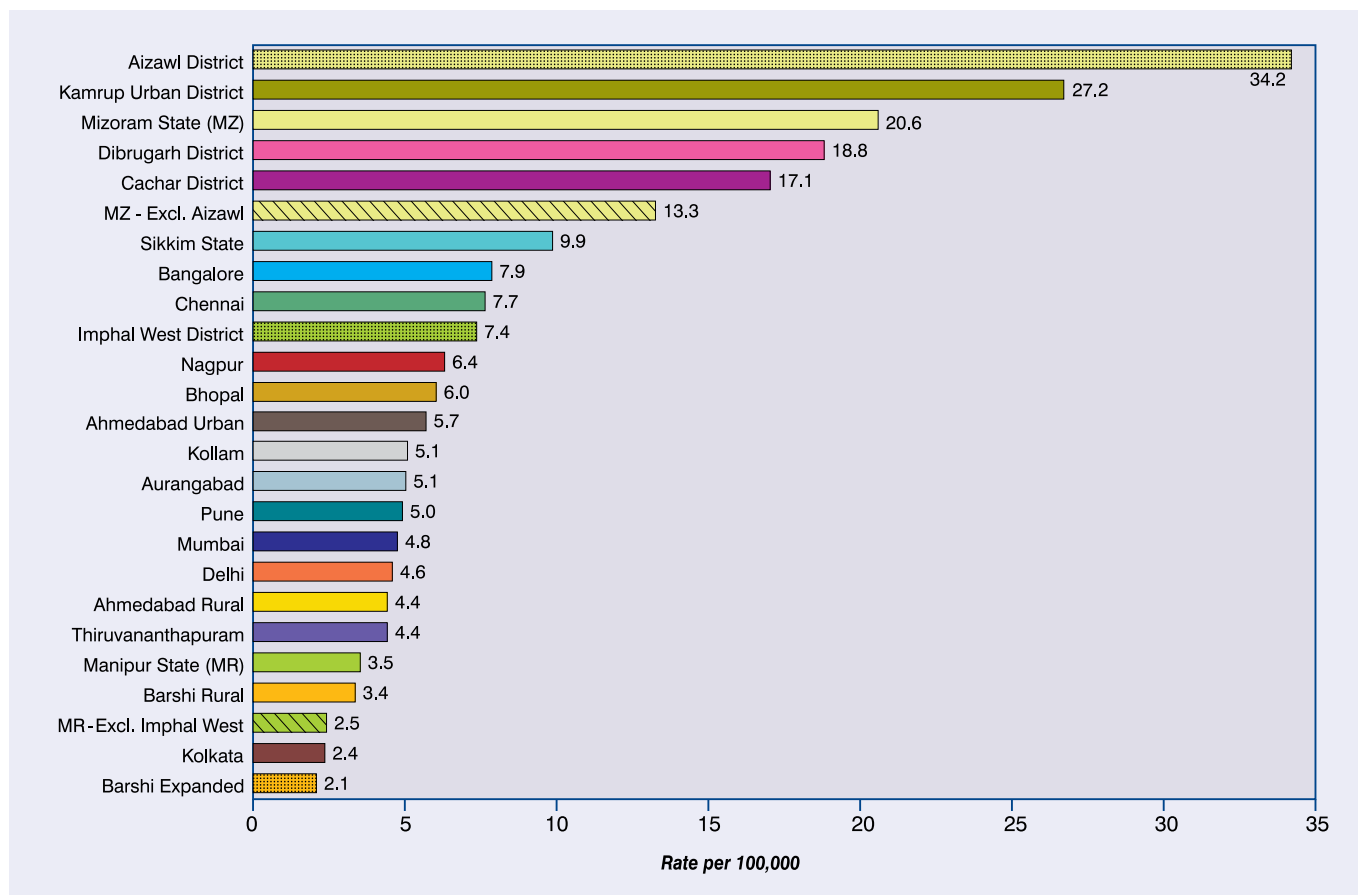


Fig. 6.5: Comparison of Age Adjusted Incidence Rates (AARs) of all PBCRs OESOPHAGUS (ICD-10: C15) - MALES



FEMALES

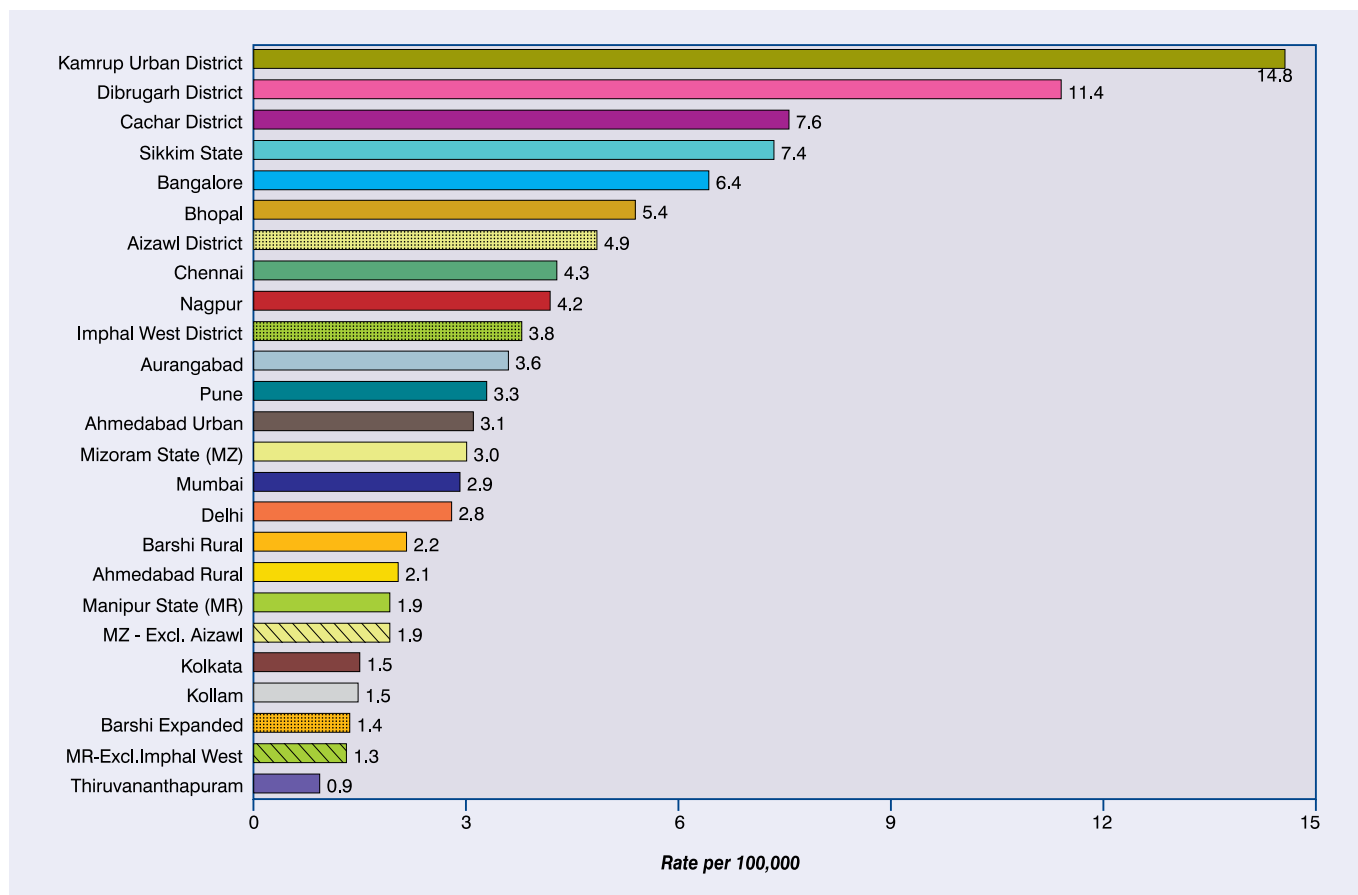
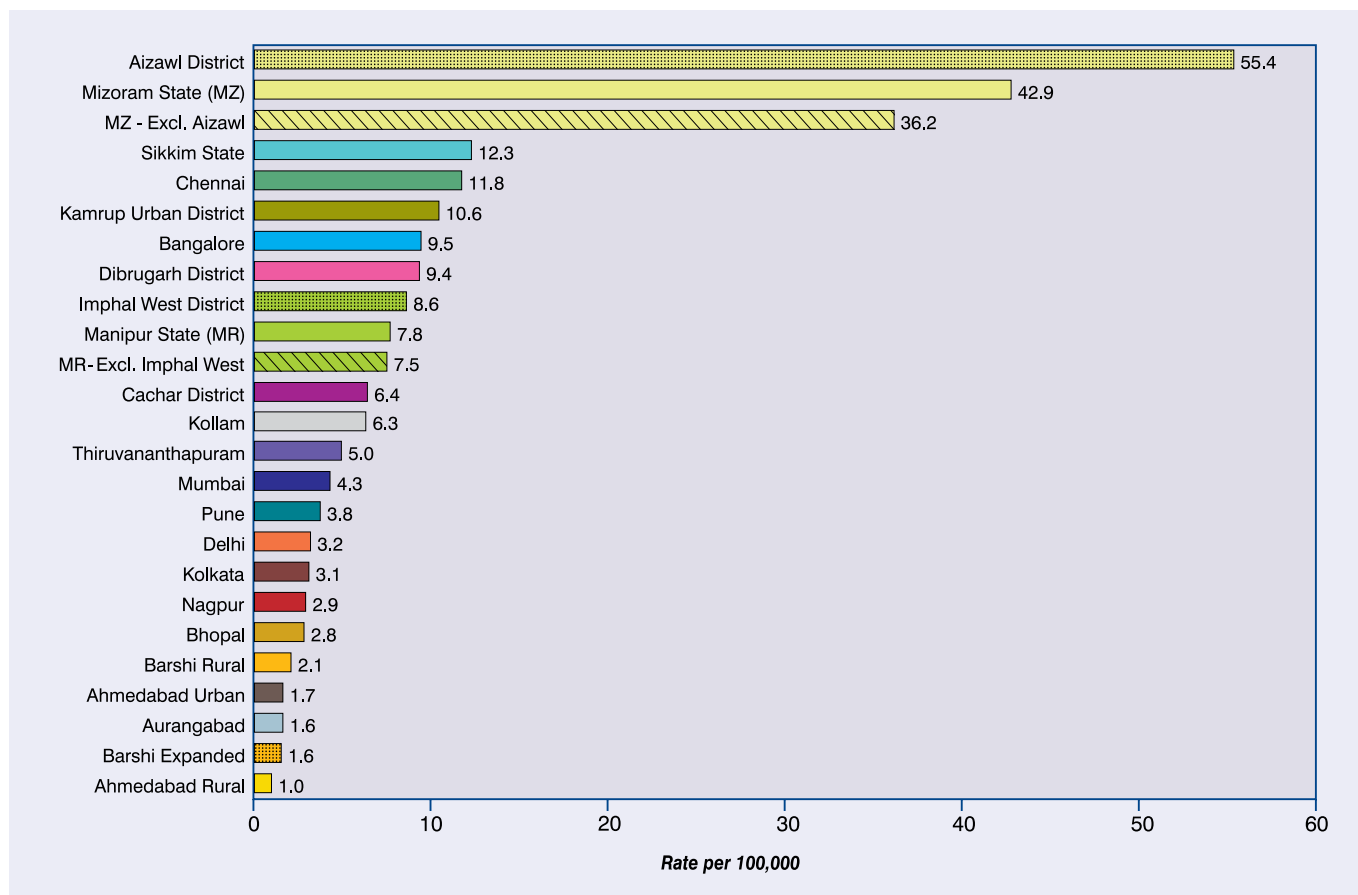


Fig. 6.6: Comparison of Age Adjusted Incidence Rates (AARs) of all PBCRs STOMACH (ICD-10: C16) - MALES



FEMALES

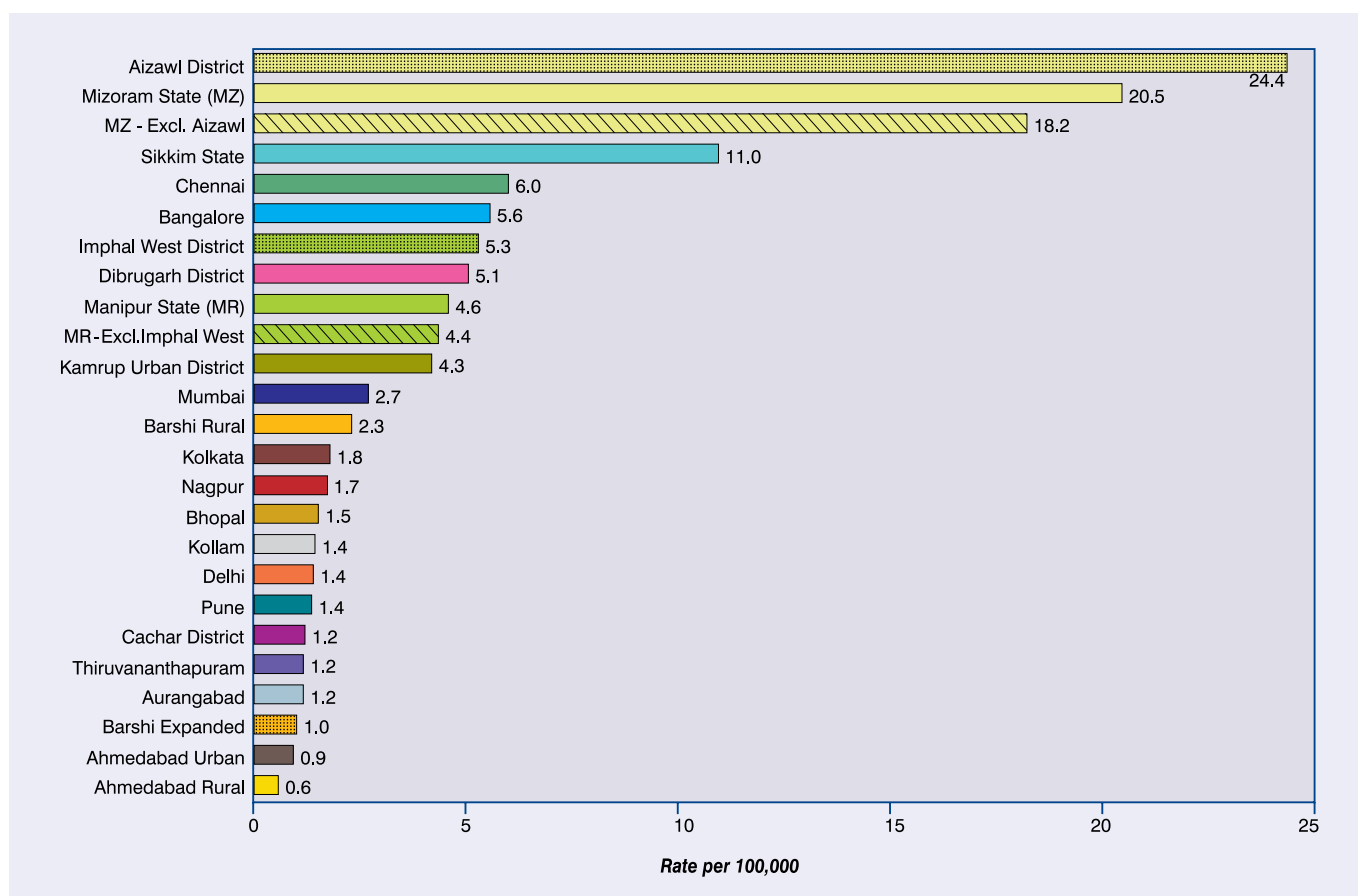


Fig. 6.7: Comparison of Age Adjusted Incidence Rates (AARs) of all PBCRs COLON (ICD-10: C18) - MALES

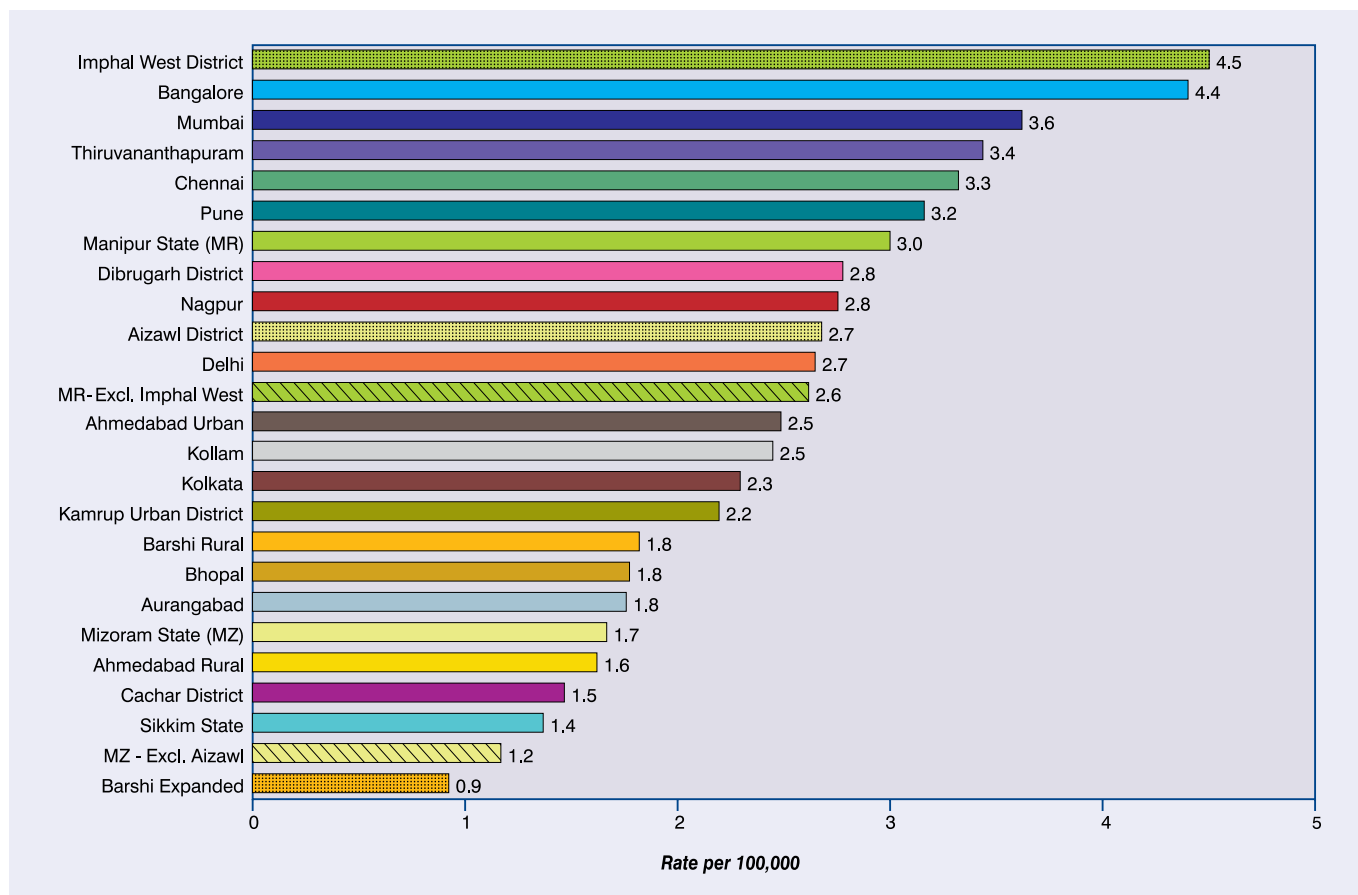
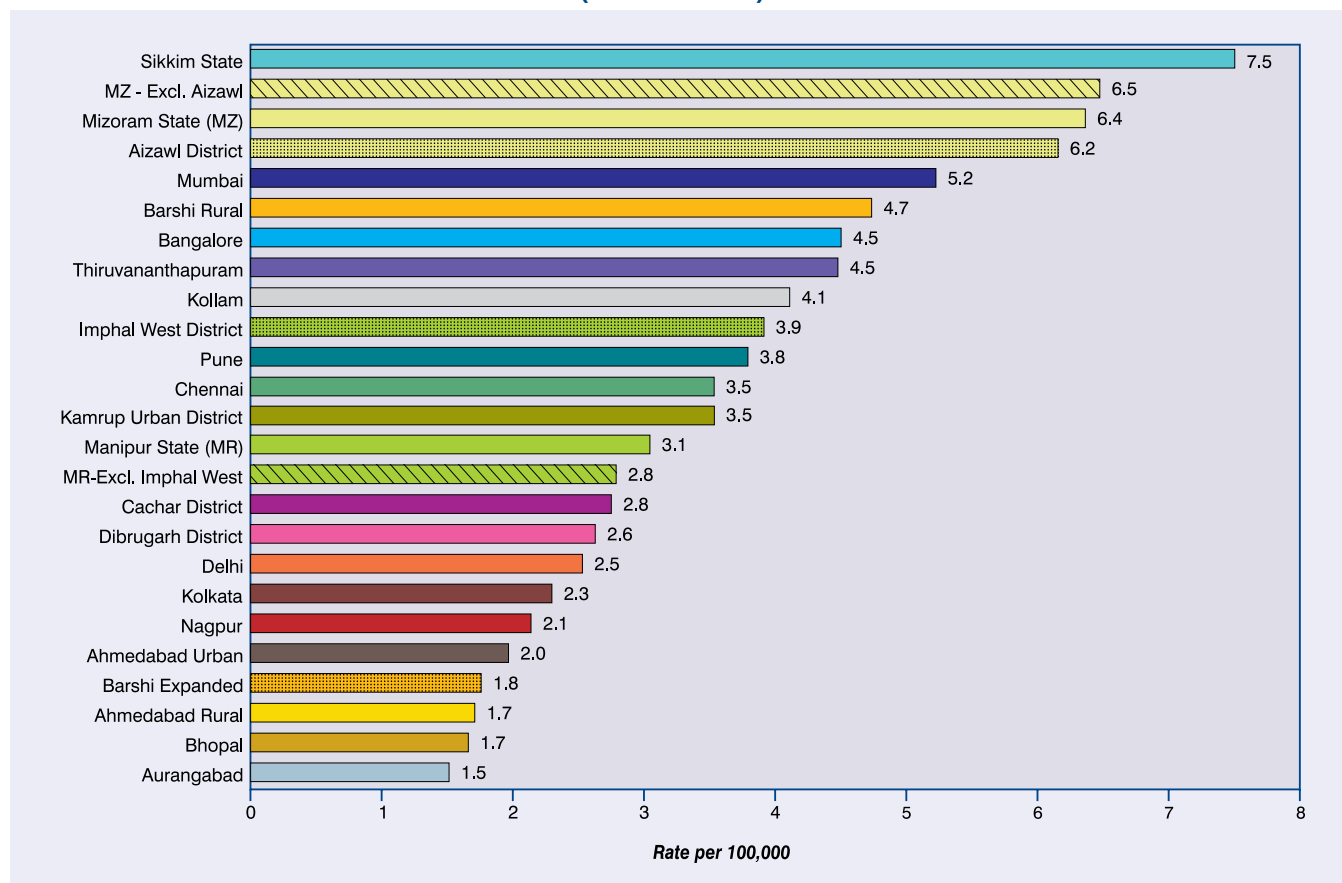
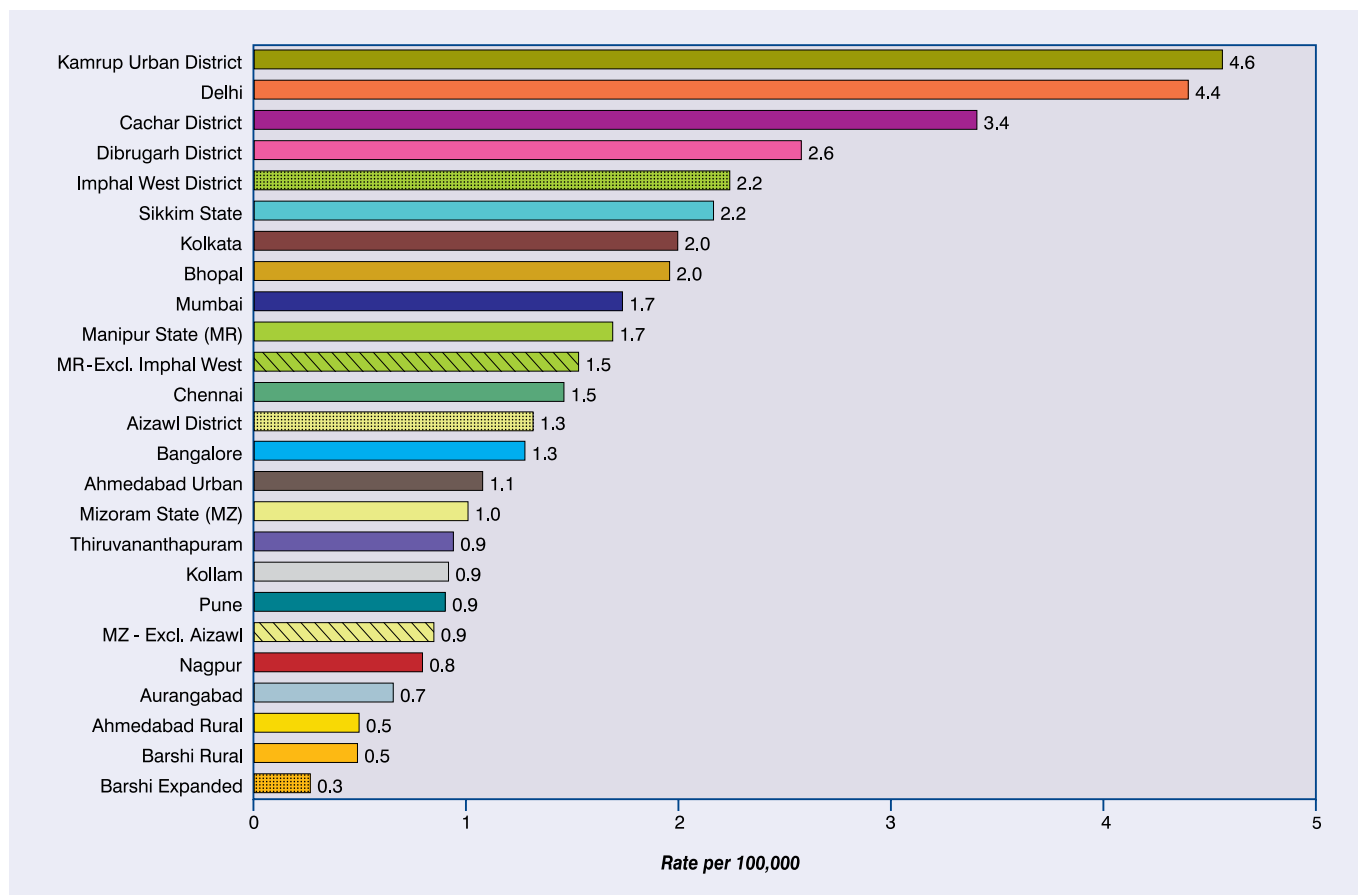


Fig. 6.8: Comparison of Age Adjusted Incidence Rates (AARs) of all PBCRs LIVER (ICD-10: C22) - MALES



**Fig. 6.9: Comparison of Age Adjusted Incidence Rates (AARs) of all PBCRs
GALL BLADDER (ICD-10: C23-C24) - MALES**



FEMALES

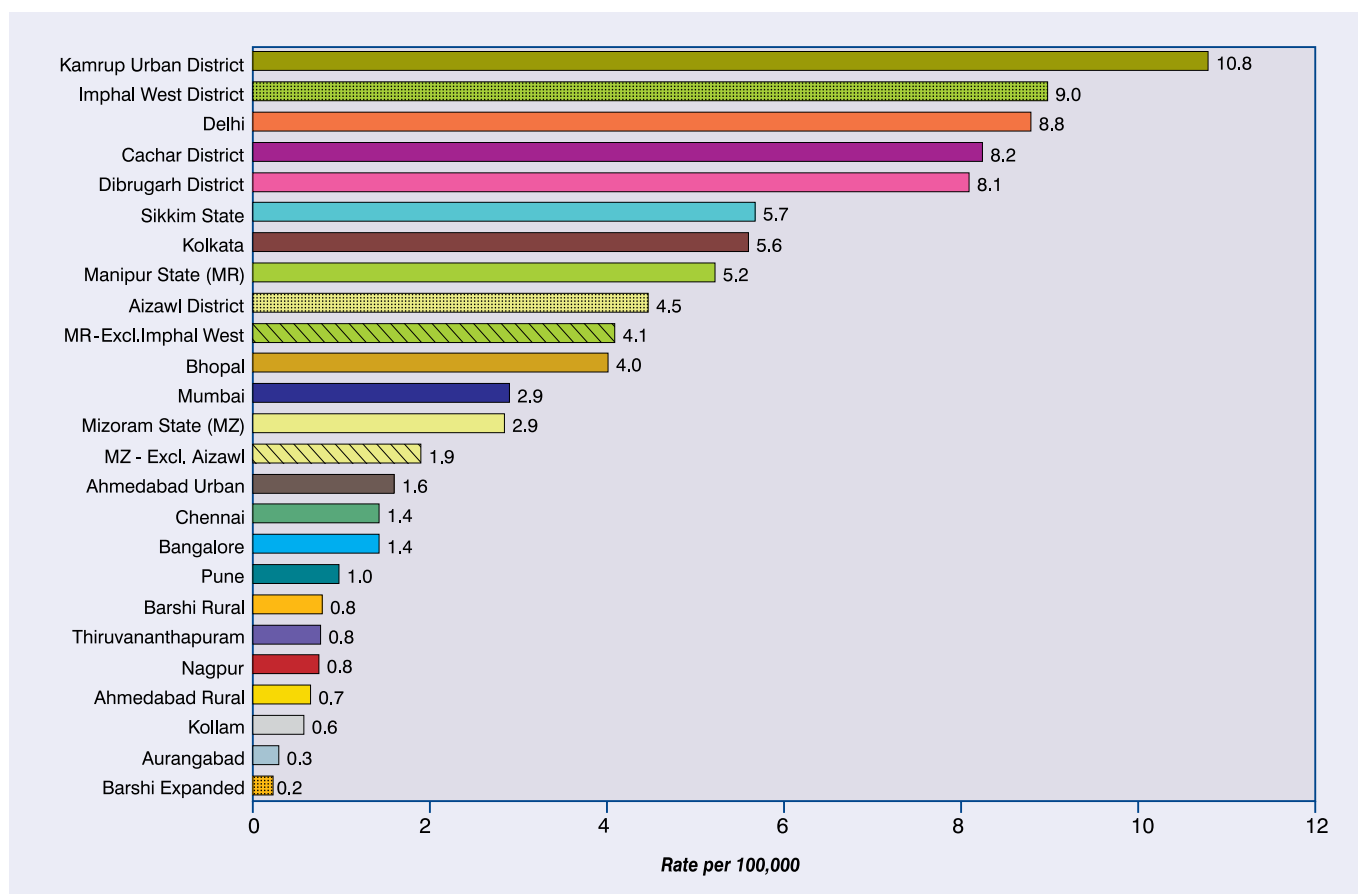


Fig. 6.10: Comparison of Age Adjusted Incidence Rates (AARs) of all PBCRs HYPOPHARYNX (ICD-10: C12-C13) - MALES

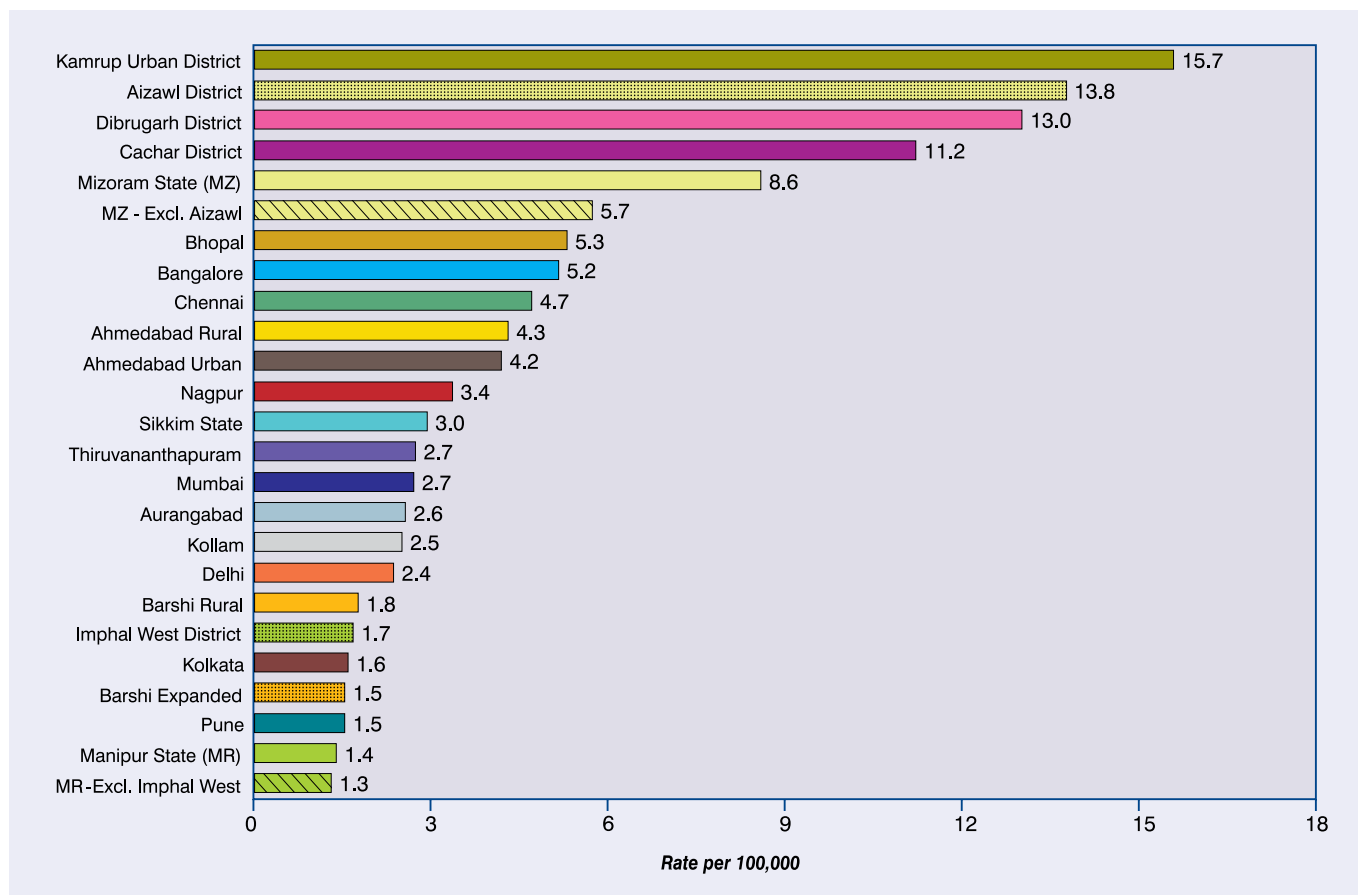


Fig. 6.11: Comparison of Age Adjusted Incidence Rates (AARs) of all PBCRs LARYNX (ICD-10: C32) - MALES

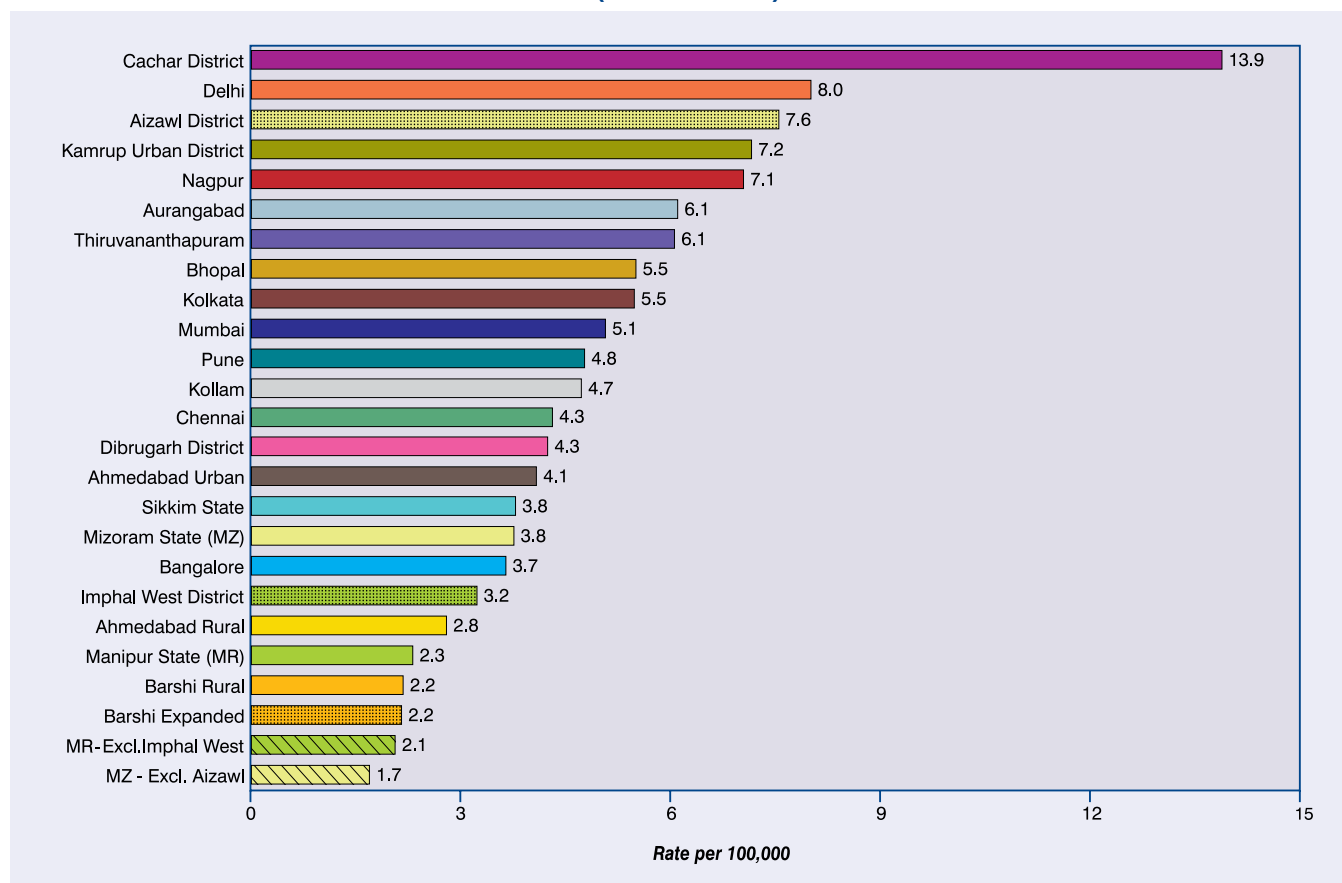
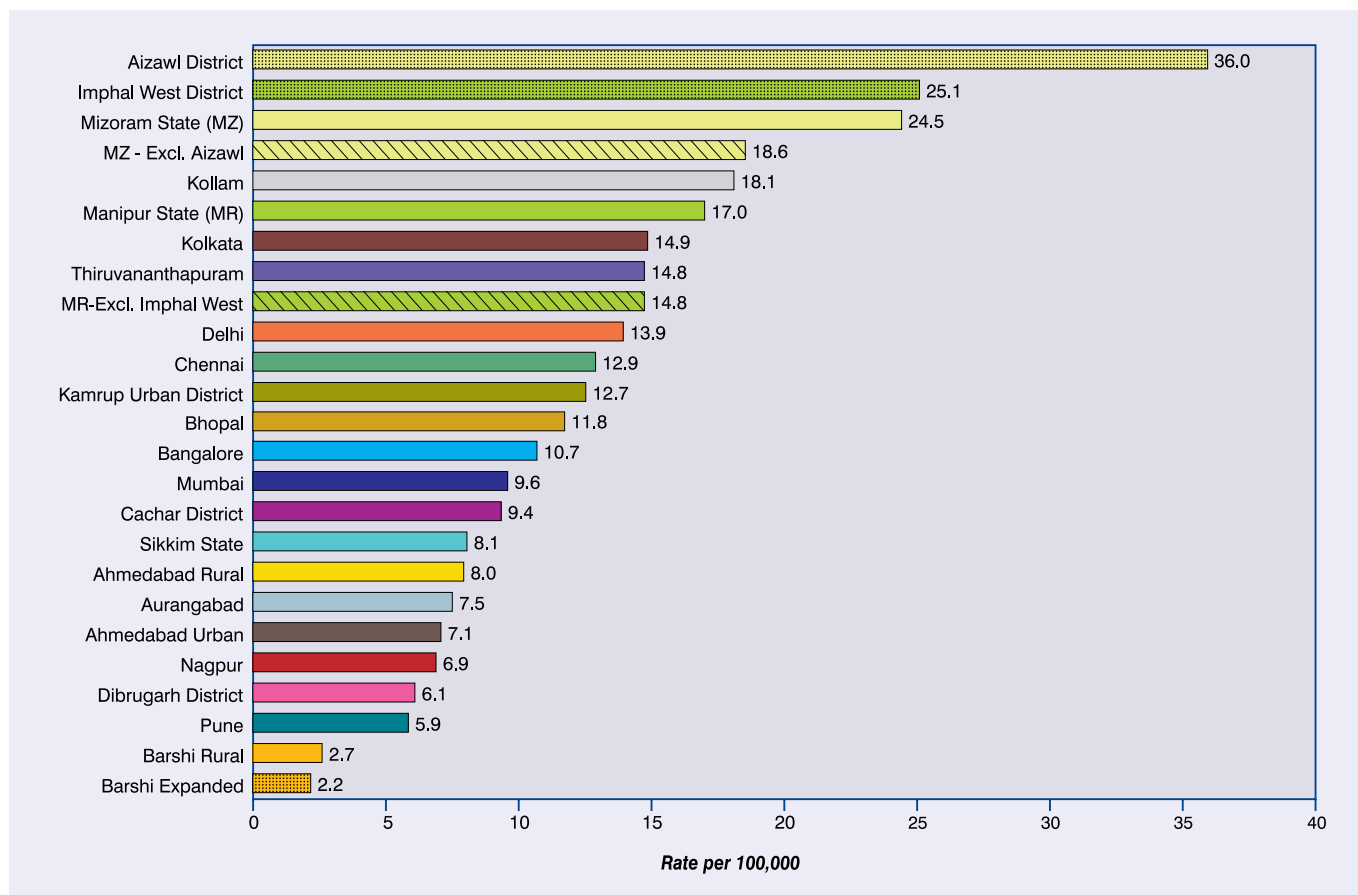


Fig. 6.12: Comparison of Age Adjusted Incidence Rates (AARs) of all PBCRs LUNG (ICD-10: C33-C34) - MALES



FEMALES

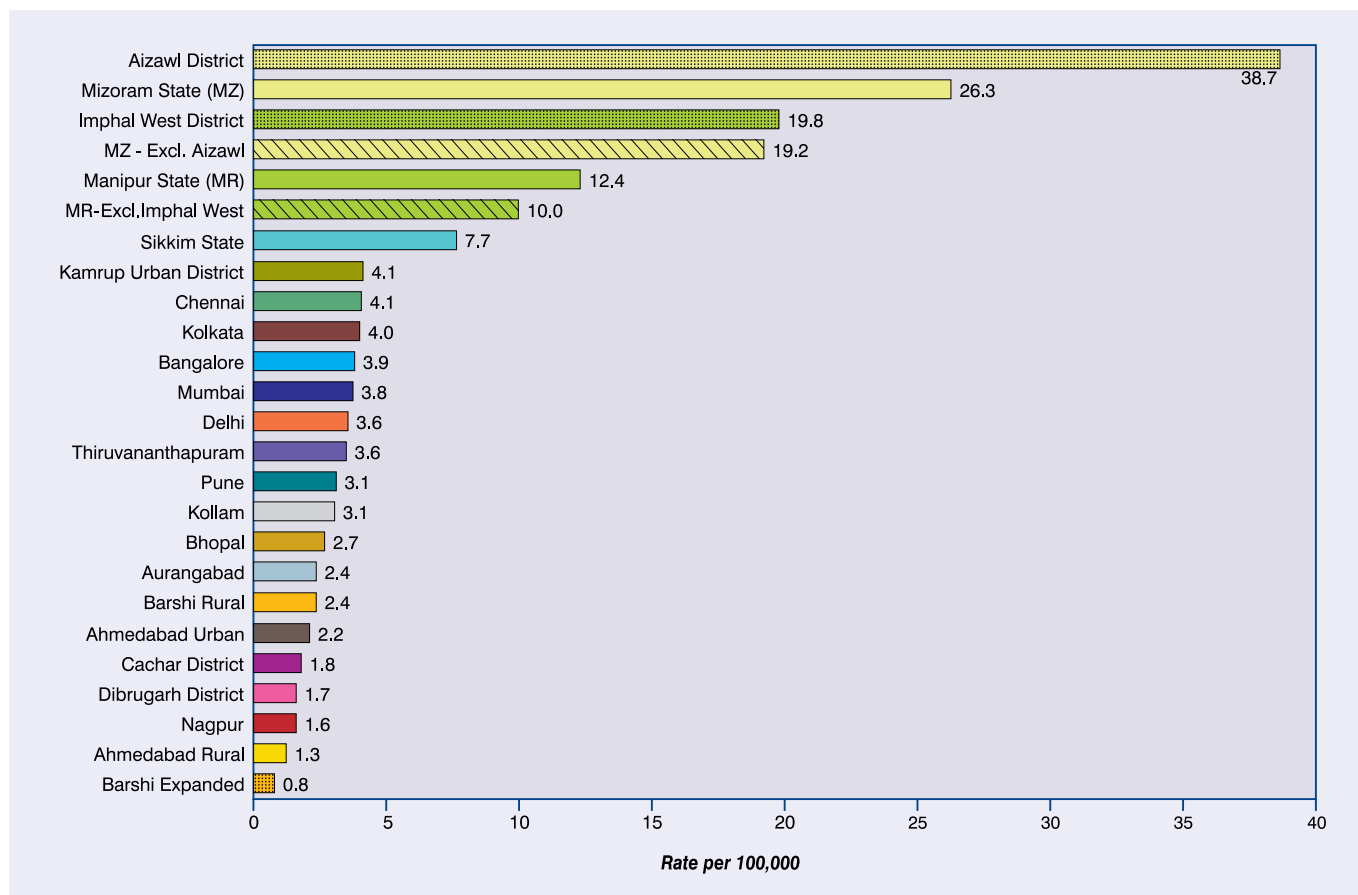


Fig. 6.13: Comparison of Age Adjusted Incidence Rates (AARs) of all PBCRs BREAST (ICD-10: C50) - FEMALES

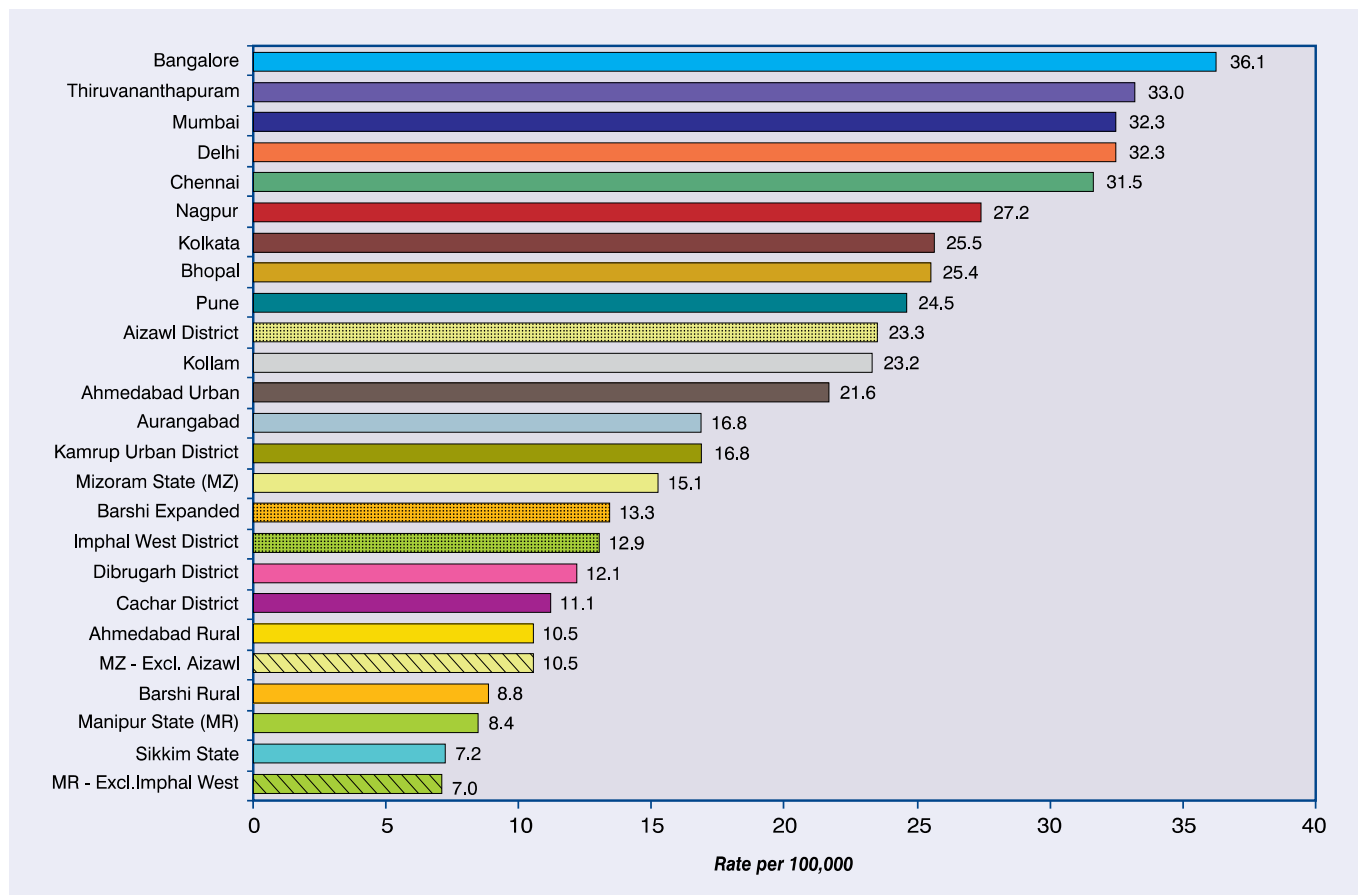


Fig. 6.14: Comparison of Age Adjusted Incidence Rates (AARs) of all PBCRs CERVIX UTERI (ICD-10: C53) - FEMALES

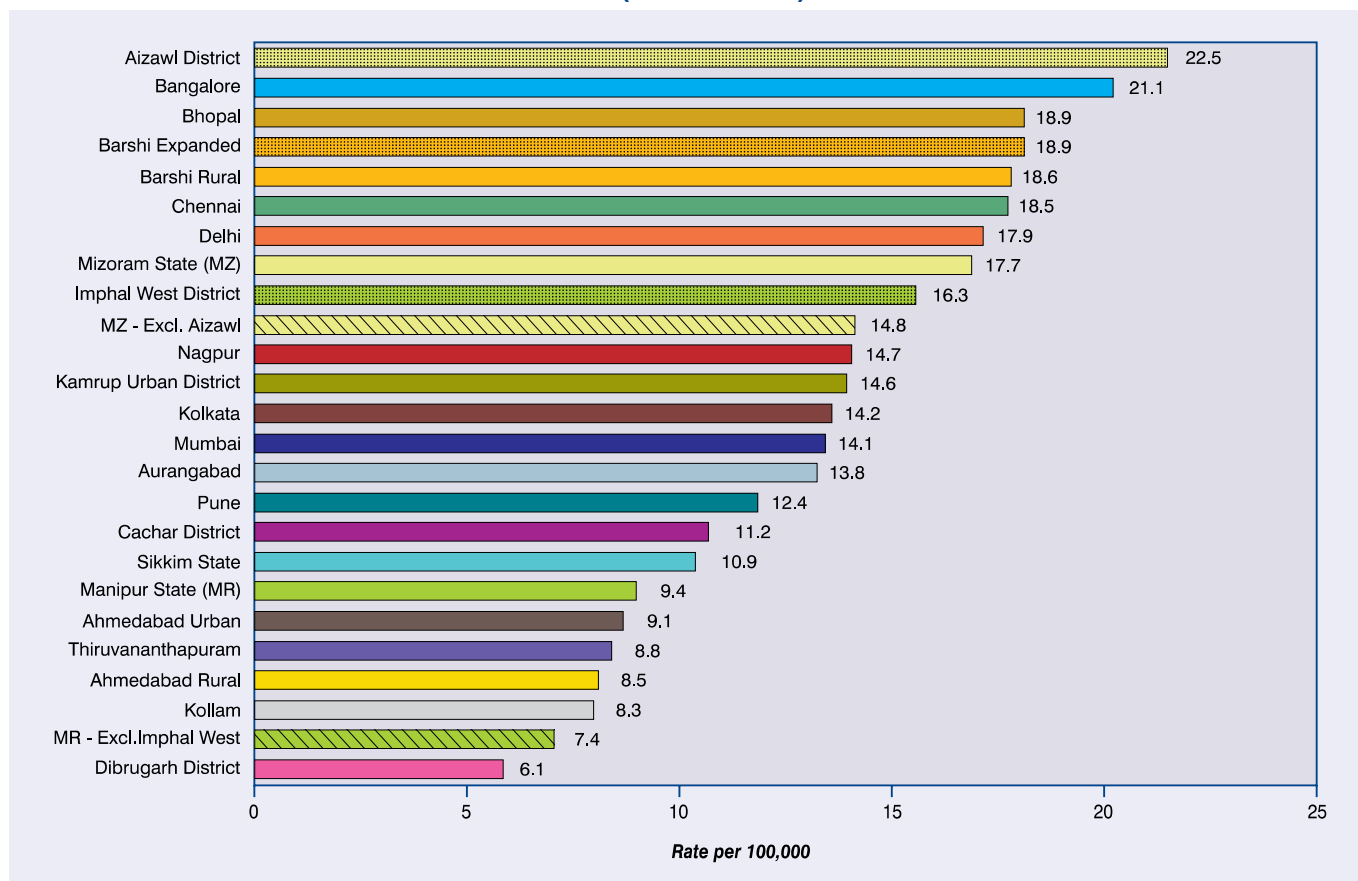


Fig. 6.15: Comparison of Age Adjusted Incidence Rates (AARs) of all PBCRs CORPUS UTERI (ICD-10: C54) - FEMALES

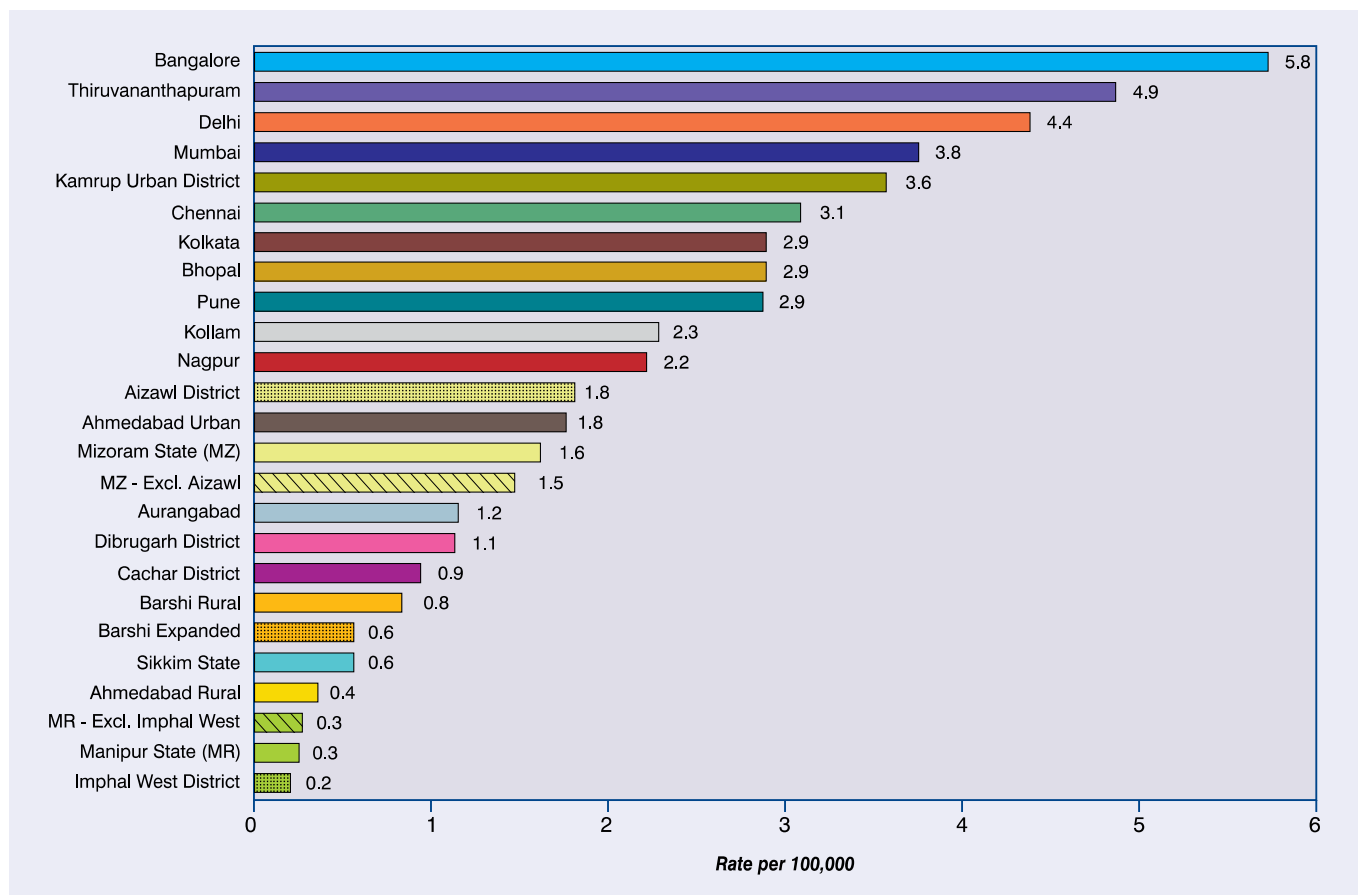


Fig. 6.16: Comparison of Age Adjusted Incidence Rates (AARs) of all PBCRs OVARY (ICD-10: C56) - FEMALES

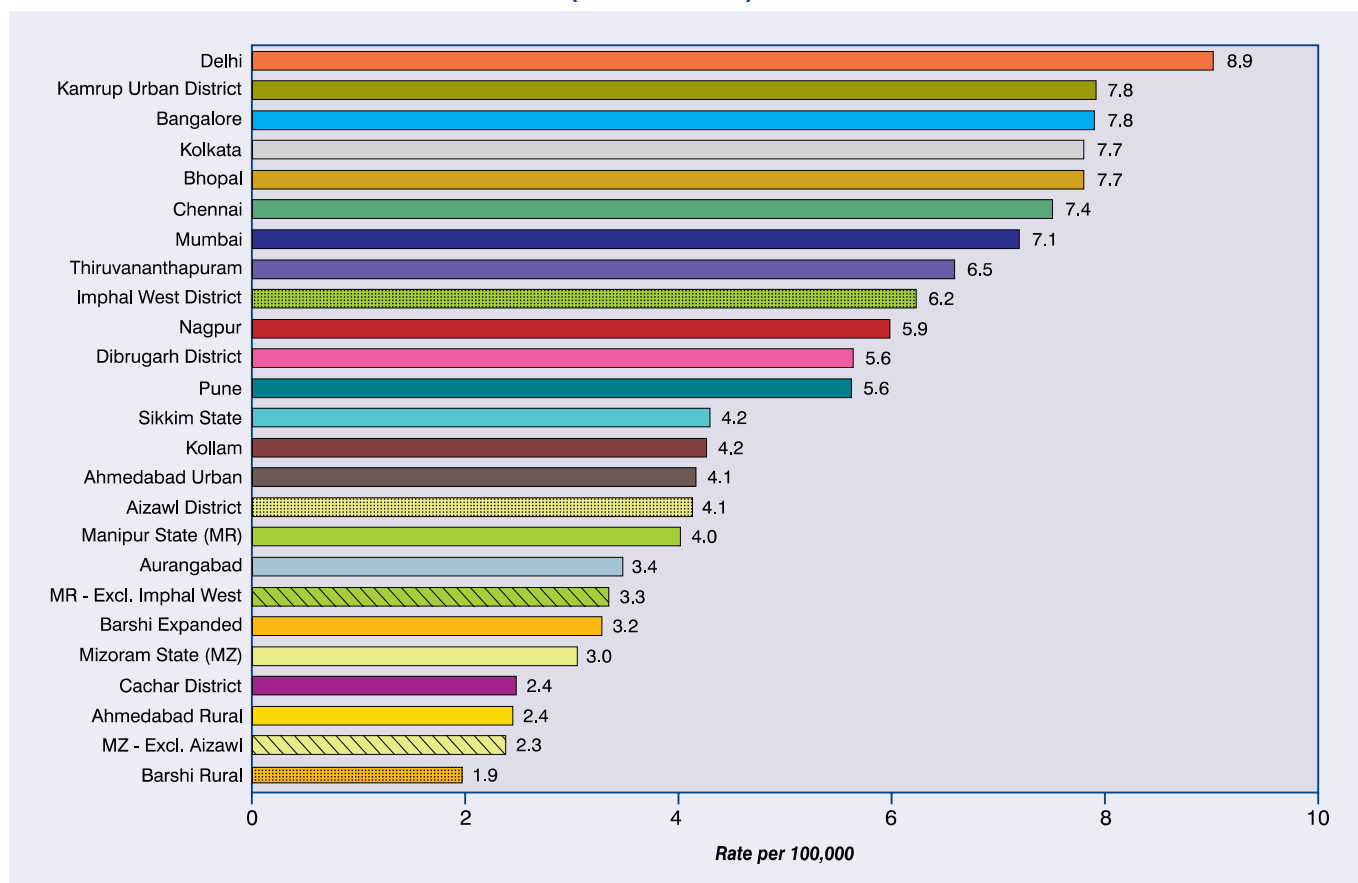


Fig. 6.17: Comparison of Age Adjusted Incidence Rates (AARs) of all PBCRs PROSTATE (ICD-10: C61) - MALES

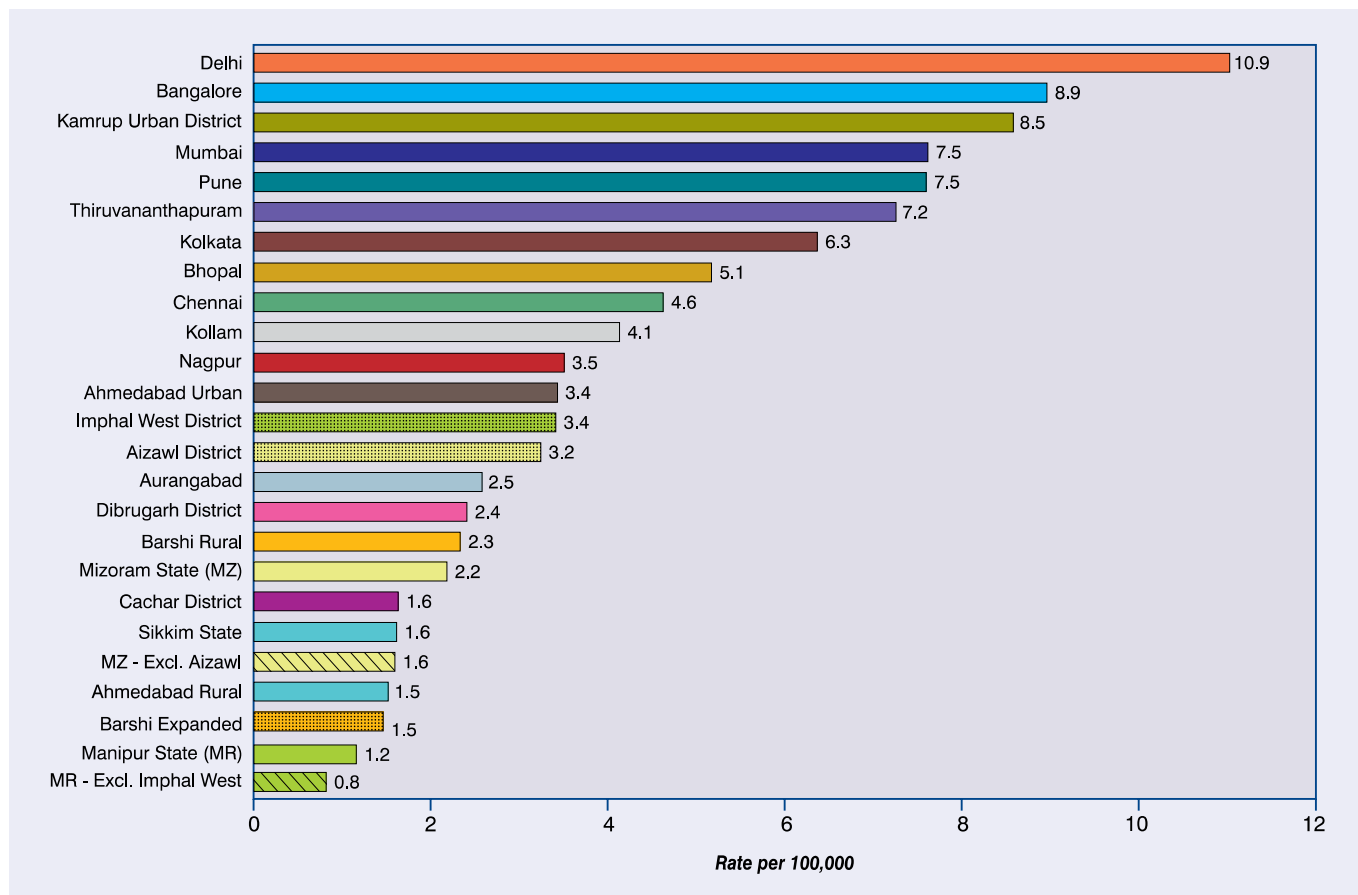


Fig. 6.18: Comparison of Age Adjusted Incidence Rates (AARs) of all PBCRs THYROID (ICD-10: C73) - FEMALES

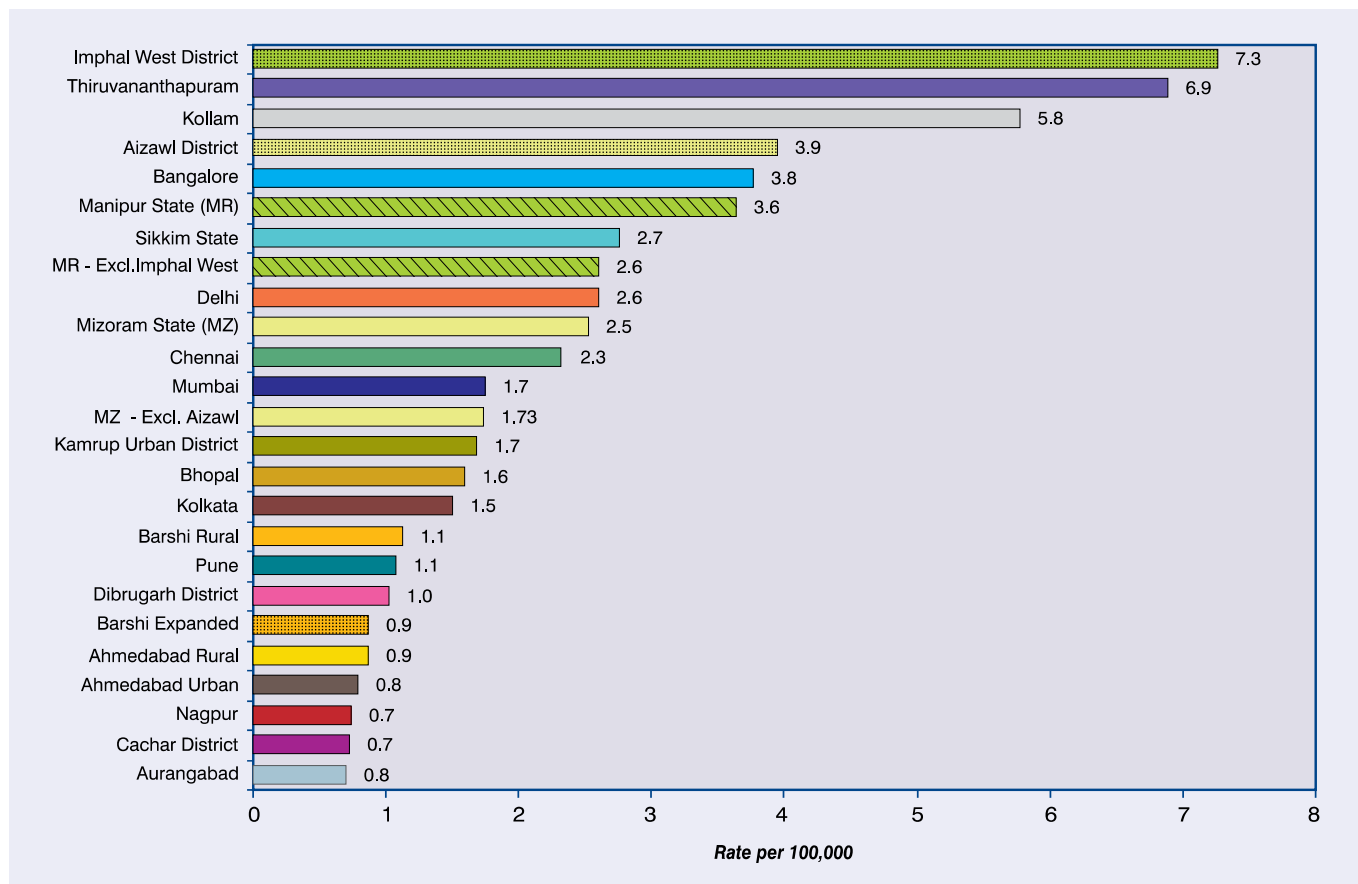
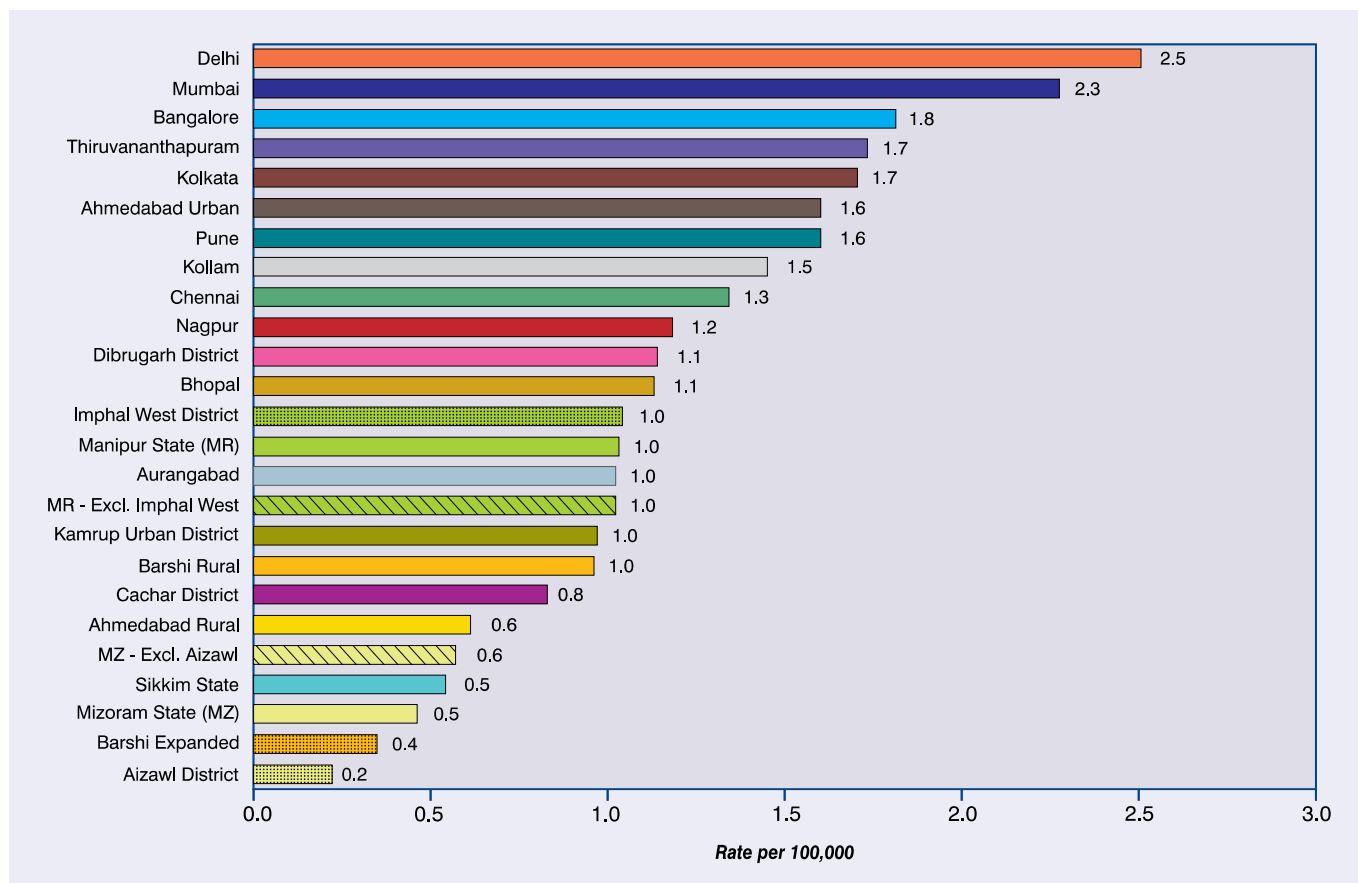


Fig. 6.19: Comparison of Age Adjusted Incidence Rates (AARs) of all PBCRs KIDNEY (ICD-10: C64) - MALES



FEMALES

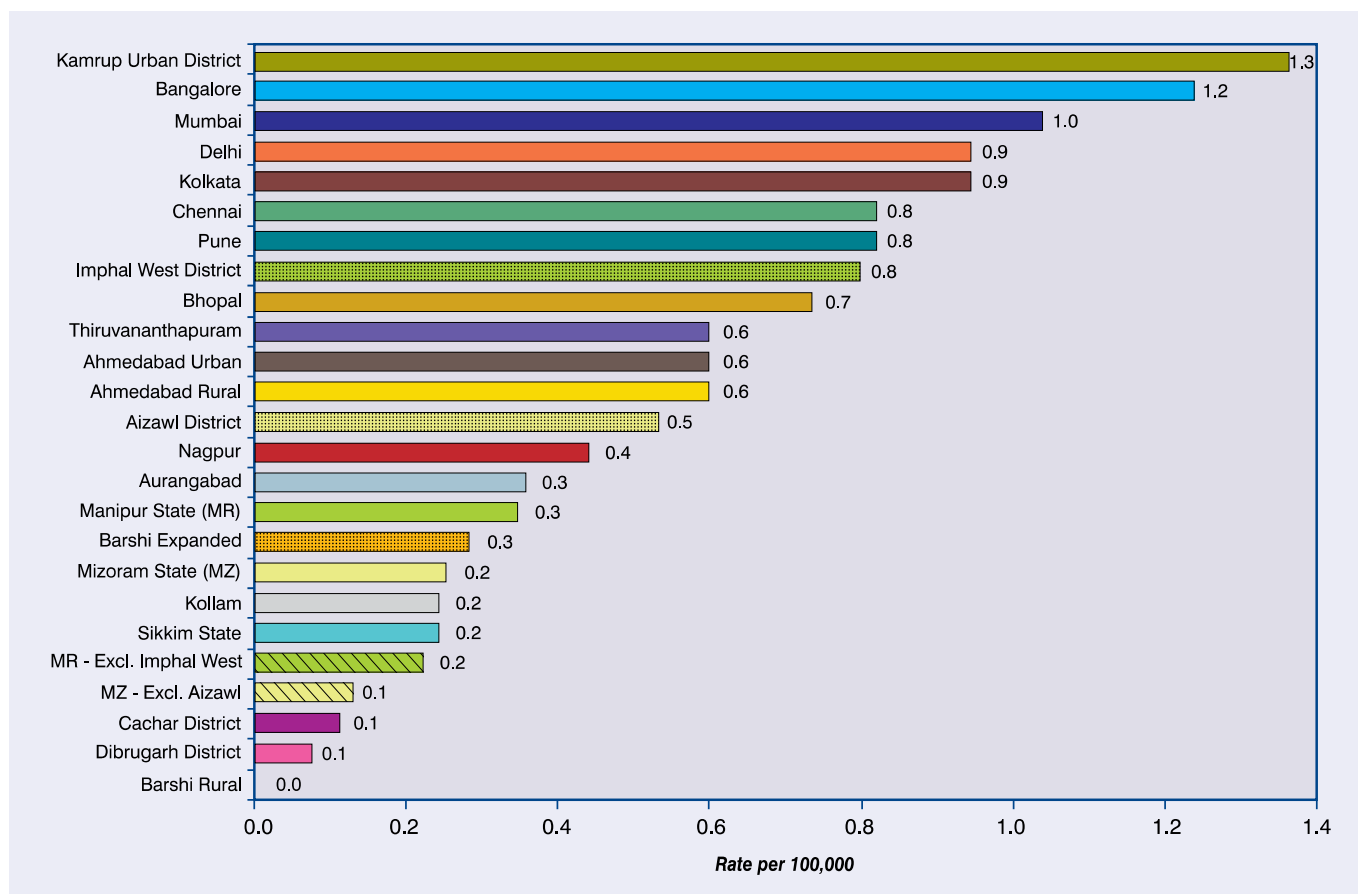
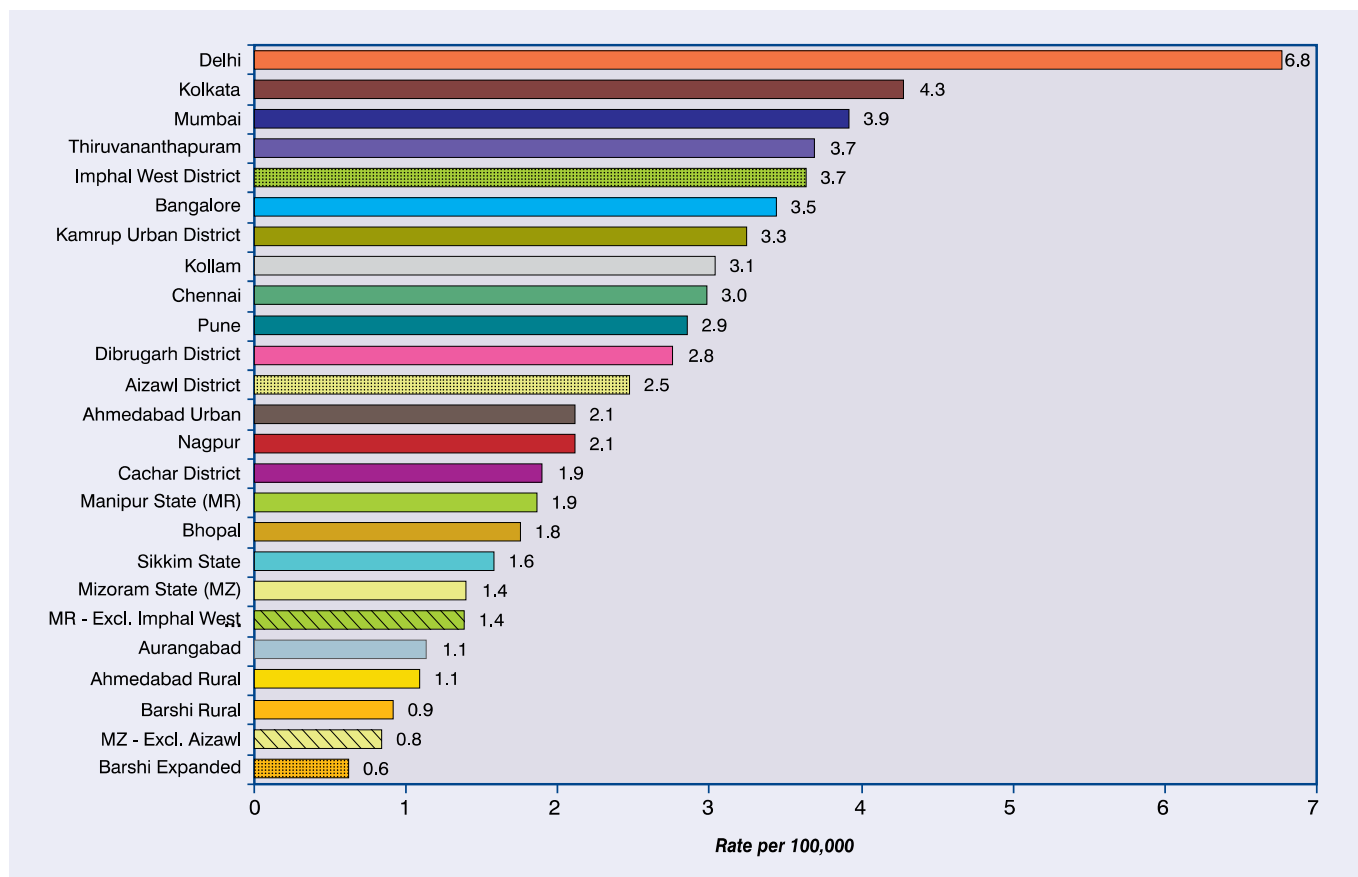


Fig. 6.20: Comparison of Age Adjusted Incidence Rates (AARs) of all PBCRs URINARY BLADDER (ICD-10: C67) - MALES



FEMALES

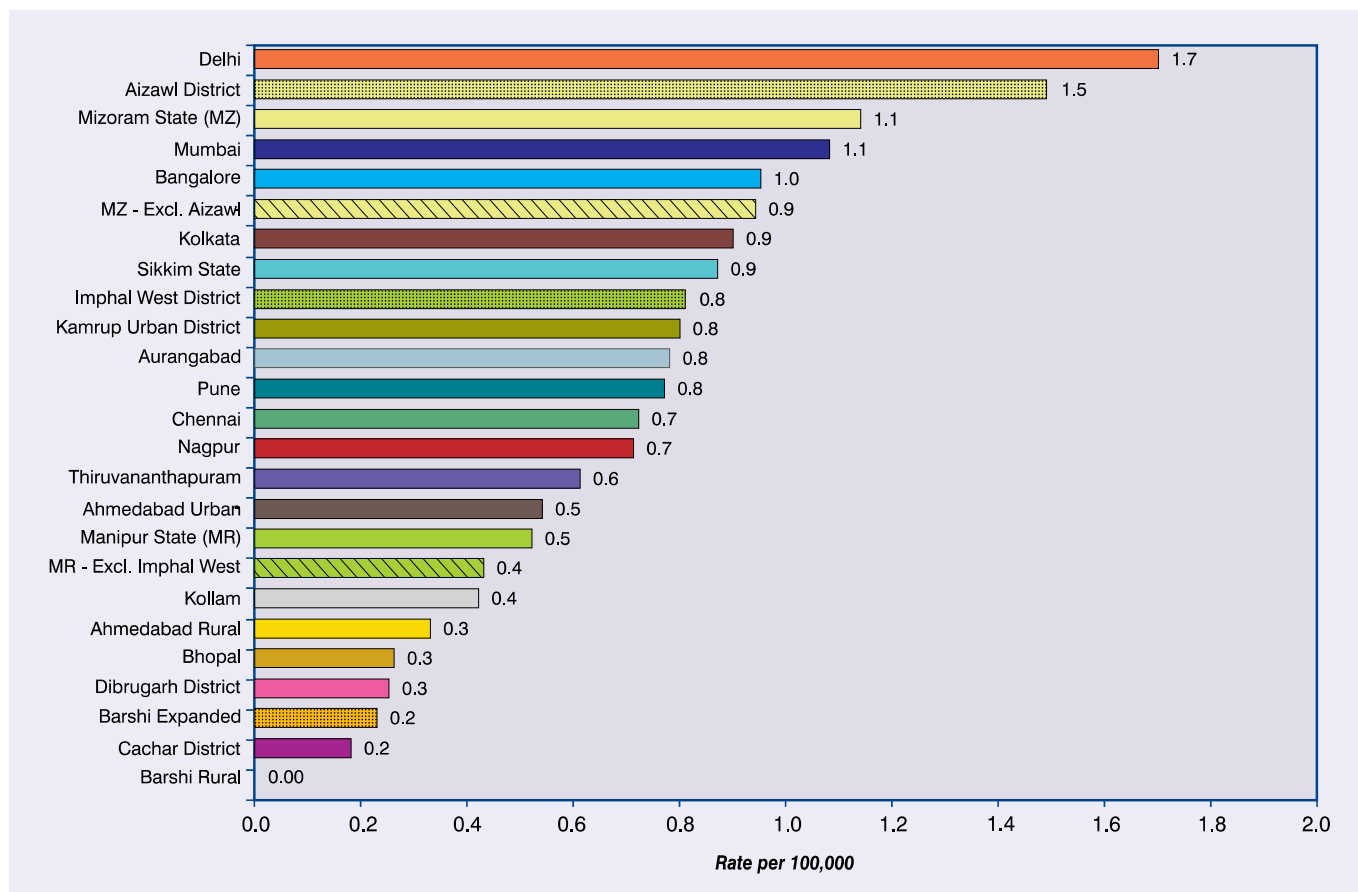
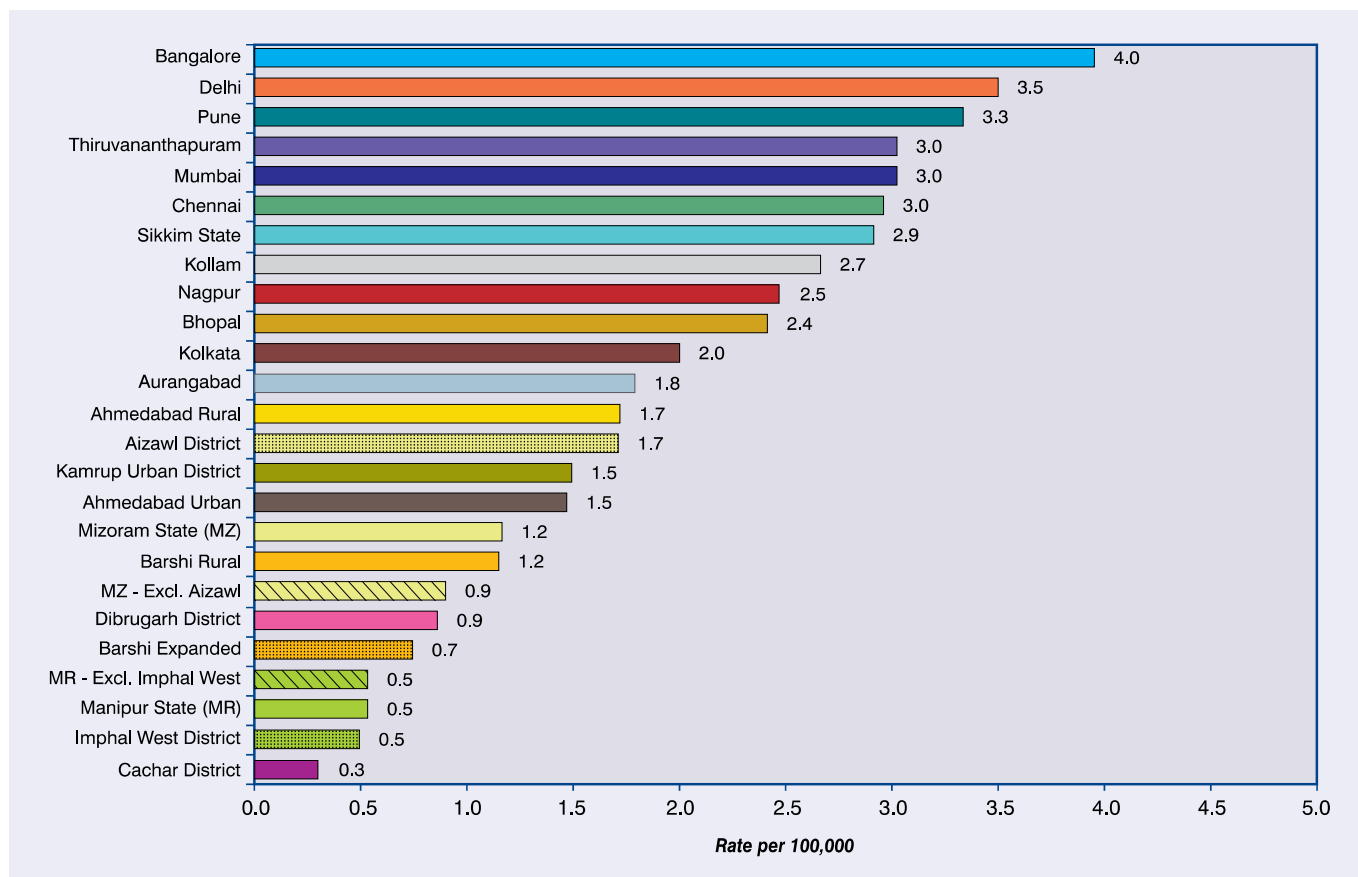


Fig. 6.21: Comparison of Age Adjusted Incidence Rates (AARs) of all PBCRs BRAIN, NS (ICD-10: C70-C72) - MALES



FEMALES

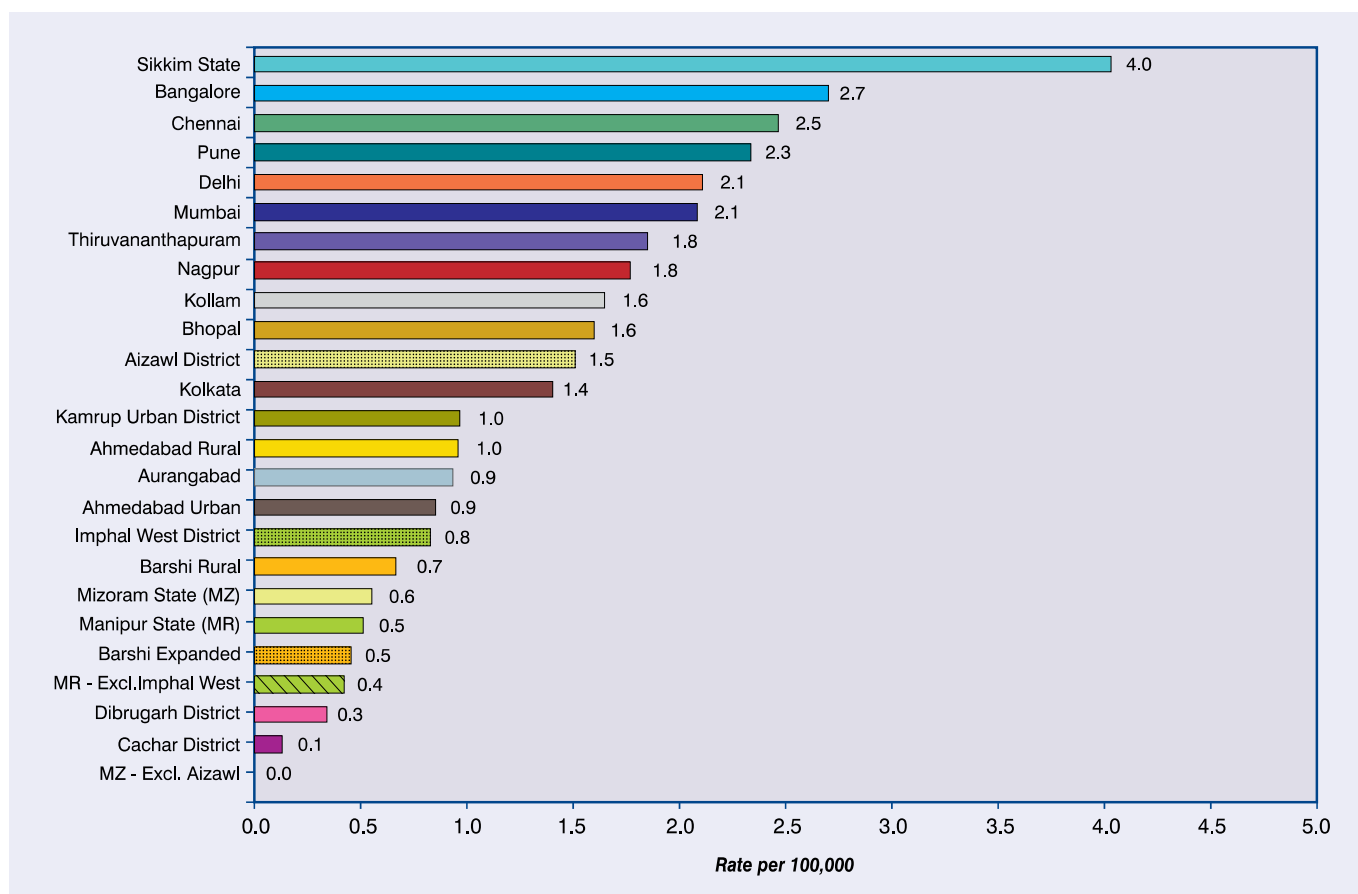
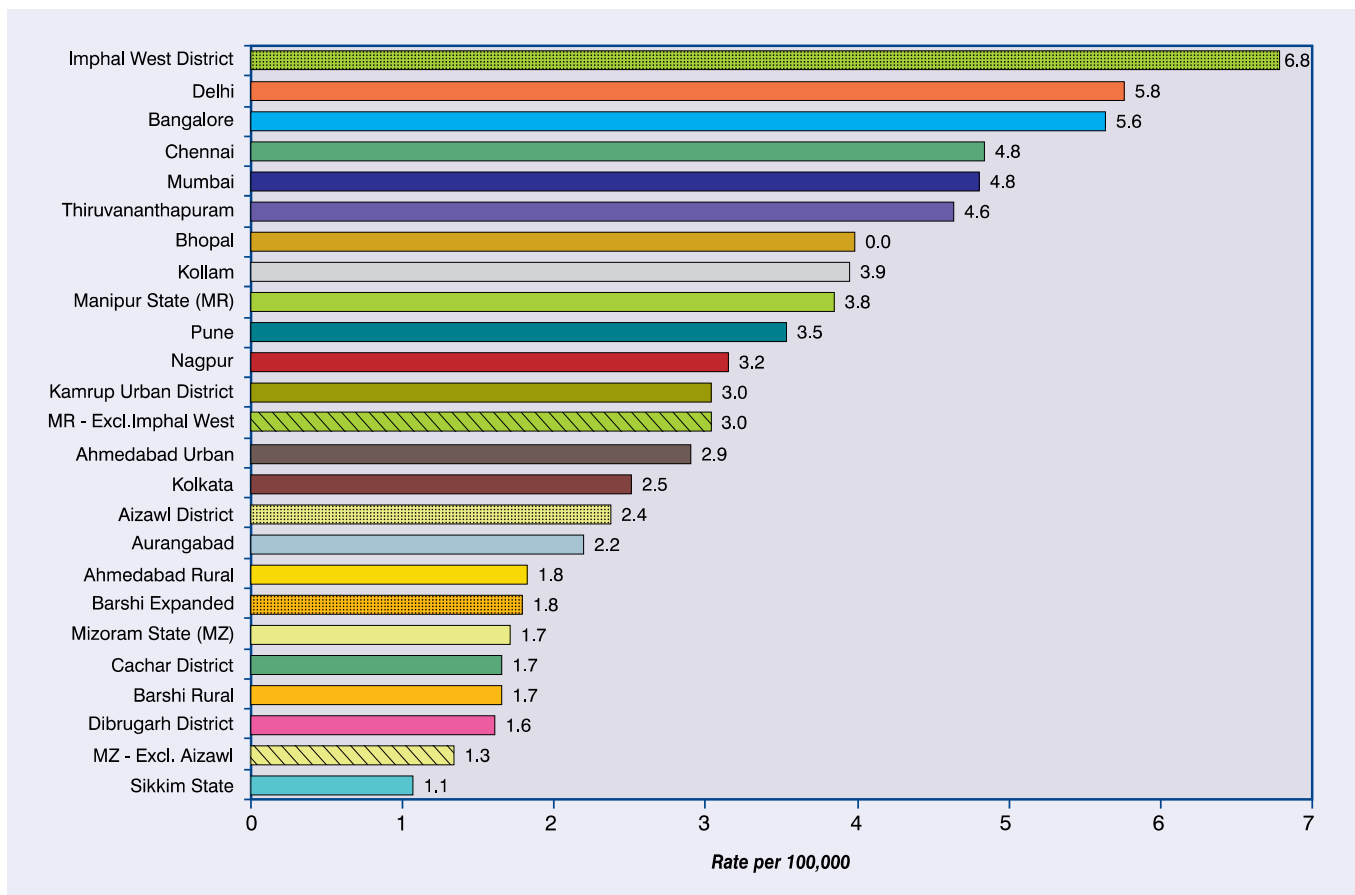


Fig. 6.22: Comparison of Age Adjusted Incidence Rates (AARs) of all PBCRs NHL (ICD-10: C82-C85, C96) - MALES



FEMALES

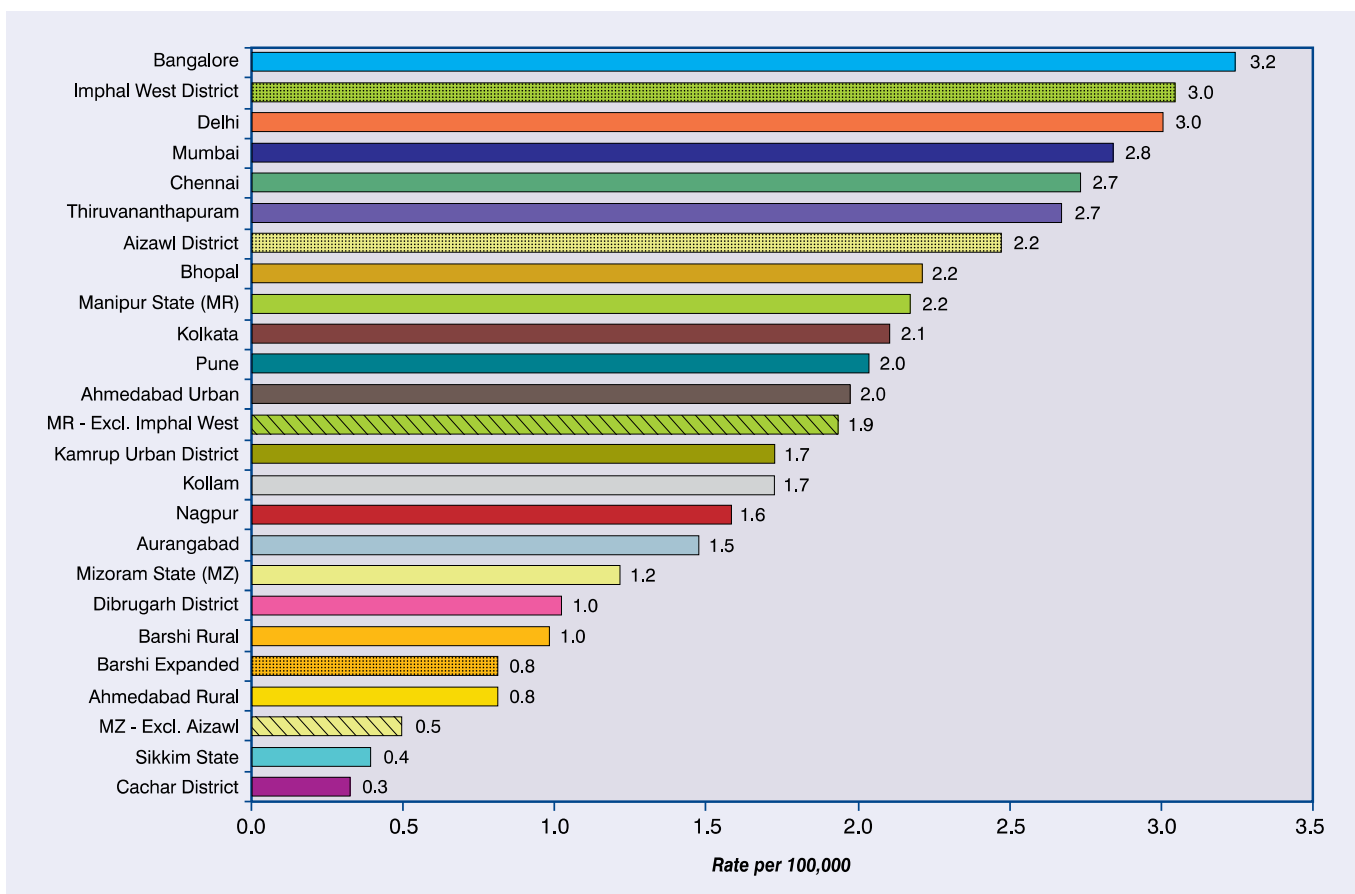
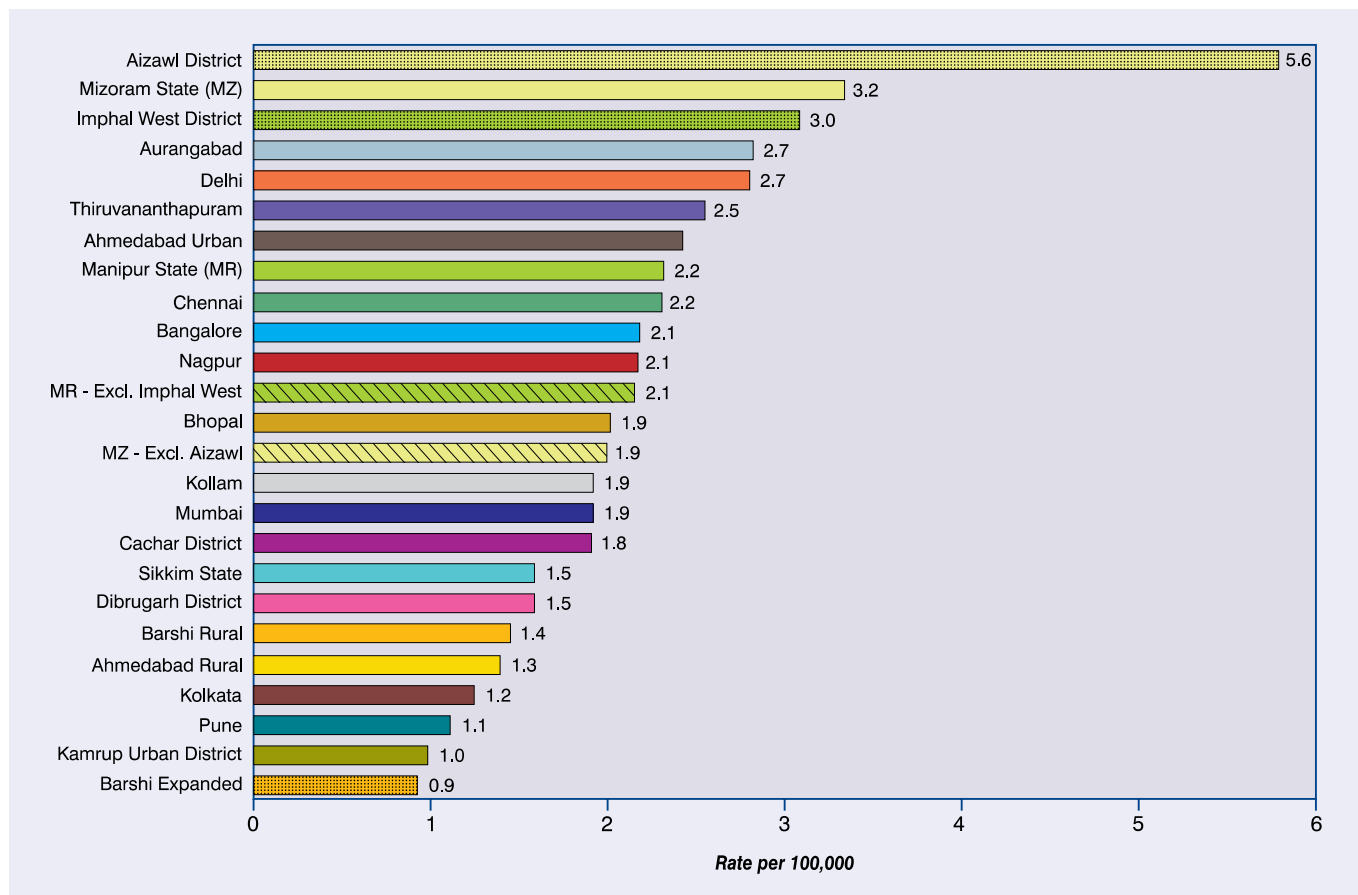
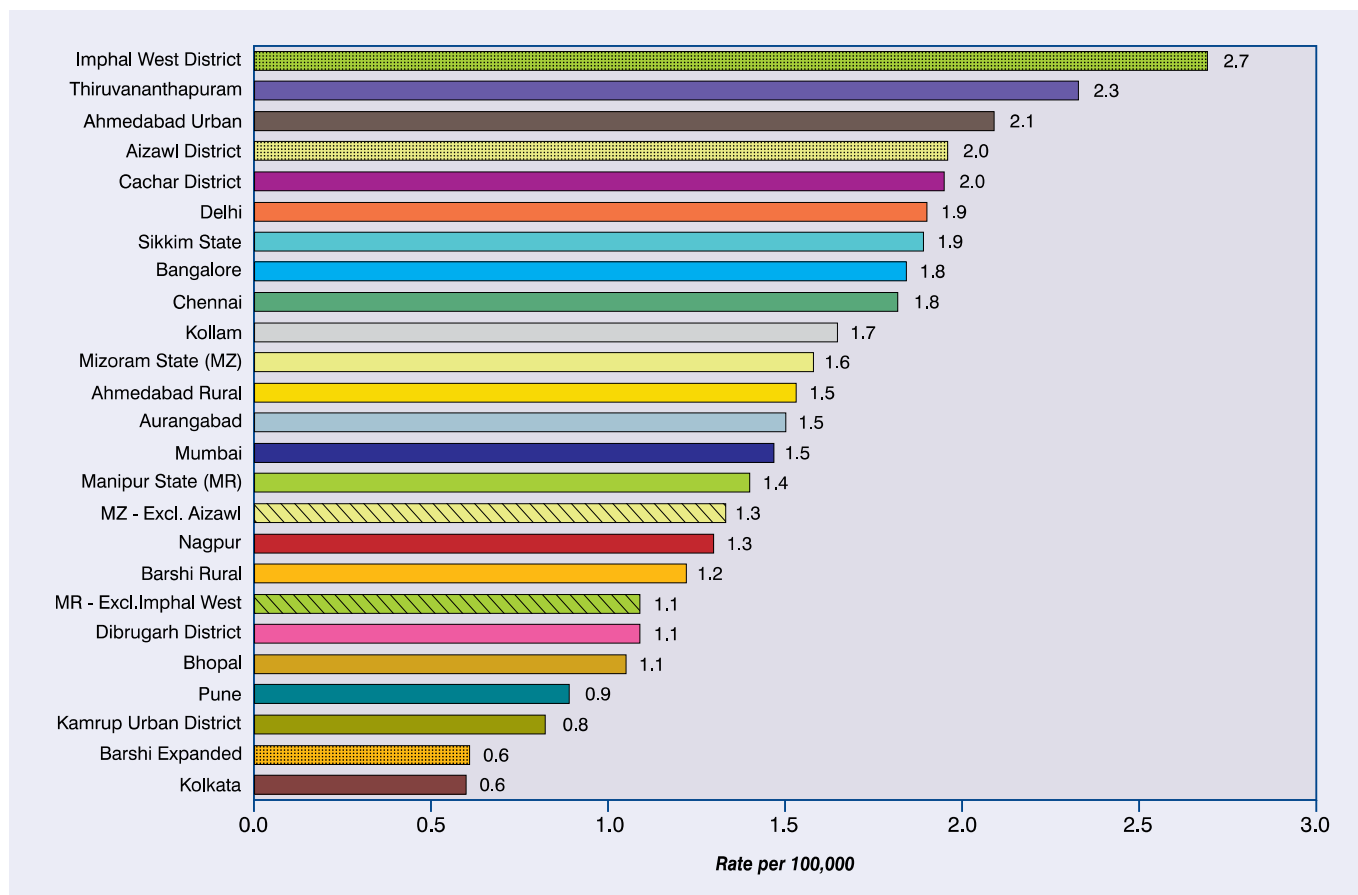


Fig. 6.23: Comparison of Age Adjusted Incidence Rates (AARs) of all PBCRs MYELOID LEUKAEMIA (ICD-10: C92-C94) - MALES



FEMALES



INDIVIDUAL REGISTRIES
WRITE-UP WITH TABLE OF SOURCE OF REGISTRATION

			<u>Page Nos.</u>
Bangalore	–	BLR	92-110
Barshi	–	BRS	111-145
Bhopal	–	BHP	146-164
Chennai	–	CHN	165-183
Delhi	–	DEL	184-202
Mumbai	–	MUM	203-221
Cachar District	–	SIT	222-240
Dibrugarh District	–	DIB	241-259
Kamrup Urban District	–	KUD	260-278
Manipur State	–	MR	279-329
Mizoram State	–	MZ	330-380
Sikkim State	–	SK	381-399
Ahmedabad	–	AHM	400-435
Aurangabad	–	AUR	436-453
Kolkata	–	KOL	454-472
Kollam	–	KOM	473-490
Nagpur	–	NAG	491-508
Pune	–	PUN	509-528
Thiruvananthapuram	–	TVD	529-544

POPULATION BASED CANCER REGISTRY, BANGALORE

Kidwai Memorial Institute of Oncology, Bangalore

Dr M. Vijayakumar, Principal Investigator & Director
Dr K. Ramachandra Reddy, Co-Principal Investigator & Head

The Population Based Cancer Registry at Kidwai Memorial Institute of Oncology (KMIO) was established during June 1981 with the main objective of assessing the magnitude and type of cancers in Bangalore and to provide a framework for controlling the impact of cancer in the community apart from carrying out research investigations on cancer aetiology through epidemiological studies. This registry was included under the network project of the National Cancer Registry Programme (NCRP) of Indian Council of Medical Research (ICMR) and the actual registration of cancer cases commenced from 1st January 1982.

Bangalore today has evolved as a most favoured Health-Tourism destination in India and is a home of International Standard R & D centres, Educational Institutes like Indian Institute of Management, Indian Institute of Science, National Law School and Multi Speciality Hospitals with state-of-art technology. The city is now ideal showcase of the medical boom in the Indian sub-continent. In a few years from now, Bangalore will truly be called the Garden of Health. The registry covers Bangalore Urban Agglomerate which consists of Bruhat Bengaluru Mahanagara Palike (BBMP) divided into 198 wards and 38 death registration units. Bangalore Mahanagara Palike has an area of 741 sq. kms with an estimated population of 7.0 million in 2007 and 7.2 million in 2008. The registry staff visit various sources of registration namely, all Government Hospitals, Private Hospitals, Nursing Homes, Diagnostic Labs besides Base Institution (KMIO) and Death Registration Units in the defined area and actively pursue and collect information on cancer cases and interview the patients wherever possible. At KMIO each and every patient registered will be interviewed at their first visit to the hospital to collect socio-demographic details in the first stage. Later, the case records of these patients are scrutinized to extract information on clinical items such as method of diagnosis, stage of the disease, site of cancer, treatment details, etc. The inclusion criteria for registration of cases is that patients who have lived in the defined area for a minimum period of one year at the time of first diagnosis of cancer. Only invasive cancers are reported. Benign tumours and in-situ cancers are not included for analysis.

During the period 2006 & 2007, a total number of 12624 incident cases have been registered with 5645 males and 6979 females. The male/female ratio of incident cases being 0.81:1. The annual crude incidence rate (CIR) and age adjusted incidence rate (AAR) (world standard population) were 78.2 and 113.4 among males and 106.3 and 139.1 among females respectively per 100,000 persons. Cancer of the lung is the predominant site of cancer among males followed by cancers of stomach, prostate, oesophagus and non-hodgkin's lymphoma. Among females cancer of breast is the commonest site of cancer followed by cancers of cervix, ovary, mouth and oesophagus.

Staff of Population Based Cancer Registry, Bangalore

Mr Krishna Reddy K.V.	:	Junior Biostatistician
Mr Gopalakrishnappa B.R.	:	Field Supervisor
Mr Srirama Reddy N.M.	:	Asst. Social Scientist
Mr Rajanna	:	Asst. Social Scientist
Mr Venugopal T.C.	:	Asst. Social Scientist
Mr Srinivasa	:	Asst. Social Scientist
Mr Dayananda C.S.	:	Asst. Social Scientist
Mr Manjunath P.	:	Asst. Social Scientist
Mrs Shoba H.N.	:	Second Division Clerk
Mr Kanthu K.	:	Attender

NCRP, Bangalore

Figure BLR-1
Population Pyramid showing Age Distribution: 2006-2007
Bangalore Urban Agglomeration

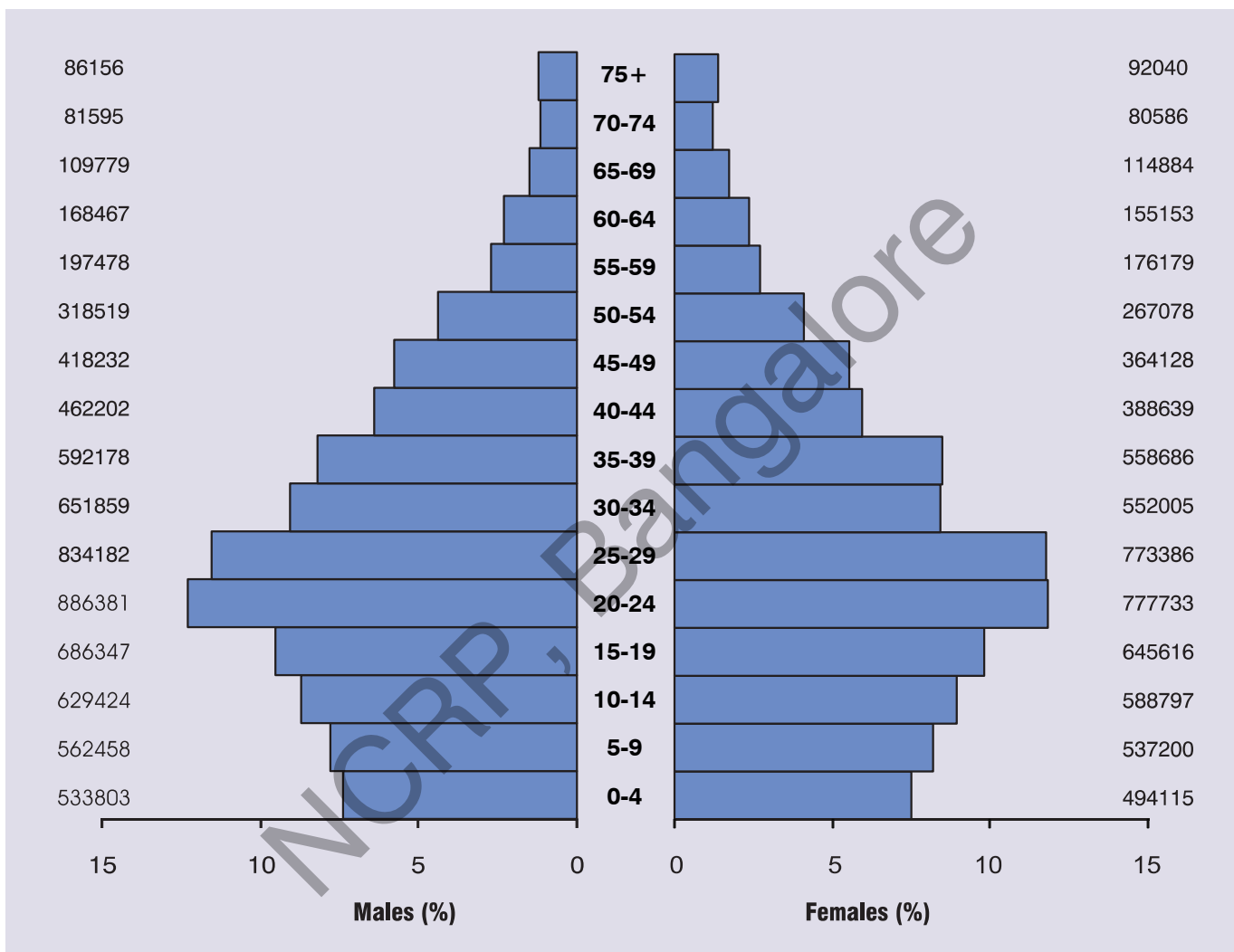


TABLE BLR-1
Population by Five Year Age Group and Gender: 2006-2007
Number and Relative Proportion (%)
Bangalore

Age Group	Males		Females	
	Number	%	Number	%
0-4	533803	7.4	494115	7.5
5-9	562458	7.8	537200	8.2
10-14	629424	8.7	588797	9.0
15-19	686347	9.5	645616	9.8
20-24	886381	12.3	777733	11.8
25-29	834182	11.6	773386	11.8
30-34	651859	9.0	552005	8.4
35-39	592178	8.2	558686	8.5
40-44	462202	6.4	388639	5.9
45-49	418232	5.8	364128	5.5
50-54	318519	4.4	267078	4.1
55-59	197478	2.7	176179	2.7
60-64	168467	2.3	155153	2.4
65-69	109779	1.5	114884	1.7
70-74	81595	1.1	80586	1.2
75+	86156	1.2	92040	1.4
Total	7219061	100.0	6566224	100.0

TABLE BLR-2
Main Sources of Registration of Incident Cases of Cancer: 2006-2007
Bangalore

Name of the Institution	Number	%
Kidwai Memorial Institute of Oncology	3595	28.5
Bangalore Institute of Oncology	2252	17.8
M.S. Ramaiah Medical College	946	7.5
Manipal Hospital	893	7.1
Curie Institute of Oncology	744	5.9
Karunashraya AUSP Centre	722	5.7
St. John's Medical College & Hospital	561	4.4
D.C.O.	283	2.2
St. Marthas Hospital	229	1.8
St. Philomenas Hospital	203	1.6
Bhagwan Mahaveer Jain Hospital	196	1.6
Agadi Hospital & Research Centre	155	1.2
Mallya Hospital	155	1.2
Bangalore Baptist Hospital	143	1.1
Sagar Hospital	93	0.7
Mallige Medical Centre (KMRRC)	85	0.7
Kempegowda Inst. of Medical Sciences	85	0.7
NIMHANS	71	0.6
Unknown	606	4.8
Other	607	4.8
Total	12624	100.0

1. Institutions listed have registered at least one percent of all cases in the registry for the combined years 2006-2007.
2. The numbers and proportion listed are the minimum number of cases. Institutions could have registered/ reported more cases, since duplicate registrations and non-resident/registry cases are not included.

**TABLE BLR-3 (a): Number of Incident Cancers by Five Year Age Group and Site (ICD-10):
2006-2007 – Males**

%= Relative Proportion of Cancers of All Sites.

Bangalore

ICD-10	Site	0-4	5-9	10-14	15-19	20-24	25-29	30-34	35-39	40-44	45-49	50-54	55-59	60-64	65-69	70-74	75+	Unkn	Total	%
C00	Lip	-	-	-	-	-	-	-	-	-	-	1	-	-	1	-	1	-	3	0.05
C01-C02	Tongue	-	-	-	-	1	7	8	13	15	17	46	40	33	22	11	15	-	228	4.04
C03-C06	Mouth	-	1	-	-	1	3	5	13	11	20	20	32	25	18	12	14	1	176	3.12
C07-C08	Salivary Gland	-	-	-	-	-	1	1	-	1	2	3	6	3	-	3	1	-	21	0.37
C09	Tonsil	-	-	-	-	-	-	2	2	1	8	7	7	5	9	7	5	-	53	0.94
C10	Oth. Oropharynx	-	-	-	-	-	-	-	-	2	4	7	5	15	8	6	8	-	55	0.97
C11	Nasopharynx	-	-	-	3	1	-	-	2	1	1	1	1	1	2	2	1	-	16	0.28
C12-C13	Hypopharynx	-	-	-	-	2	-	-	8	11	26	34	39	42	35	27	26	-	250	4.43
C14	Pharynx Unspecified	-	-	-	-	-	-	1	2	5	5	8	5	8	8	6	10	-	58	1.03
C15	Oesophagus	-	-	-	-	1	-	3	5	18	17	54	49	52	64	59	46	1	369	6.54
C16	Stomach	-	-	-	-	2	3	14	9	27	37	43	53	68	74	64	60	-	454	8.04
C17	Small Intestine	-	-	-	-	-	-	1	-	-	3	2	4	4	5	2	1	-	22	0.39
C18	Colon	-	-	-	1	2	5	6	10	9	12	30	32	33	27	21	31	-	219	3.88
C19-C20	Rectum	-	-	-	1	6	4	6	10	10	23	14	31	26	22	25	29	1	208	3.68
C21	Anus & Anal Canal	-	-	-	-	-	-	-	-	-	4	2	2	4	3	3	2	-	20	0.35
C22	Liver	-	-	1	-	3	1	3	5	7	9	14	18	33	45	25	41	-	205	3.63
C23-C24	Gallbladder etc.	-	-	-	-	-	-	-	3	6	9	8	7	15	6	3	8	-	65	1.15
C25	Pancreas	-	-	-	-	-	-	-	3	4	7	20	7	16	18	8	8	-	91	1.61
C30-C31	Nose, Sinuses etc.	-	1	1	-	-	2	3	3	1	5	5	2	7	1	3	3	-	37	0.66
C32	Larynx	1	-	-	-	-	-	1	3	8	7	19	35	24	32	20	19	-	169	2.99
C33-C34	Lung etc.	-	-	-	-	1	1	3	5	16	35	59	57	88	80	76	72	-	493	8.73
C37-C38	Other Thoracic Organs	-	-	-	-	1	2	1	2	2	2	4	2	-	5	5	2	-	28	0.50
C40-C41	Bone	-	4	4	14	3	3	2	4	4	6	3	4	3	5	4	2	-	65	1.15
C43	Melanoma of Skin	-	-	-	-	-	1	-	-	-	1	-	1	-	3	-	-	-	6	0.11
C44	Other Skin	-	-	-	1	3	3	-	4	3	10	10	5	8	12	1	11	-	71	1.26
C45	Mesothelioma	-	-	-	-	-	-	-	-	-	-	-	-	-	-	-	-	-	-	-
C46	Kaposi Sarcoma	-	-	-	-	-	-	-	-	-	-	-	-	-	-	-	-	-	-	-
C47+C49	Conn. & Soft Tissue	-	1	1	5	-	6	8	4	3	4	3	4	10	5	5	7	-	66	1.17
C50	Breast	-	-	-	-	-	-	4	3	6	11	4	11	8	7	3	4	-	61	1.08
C60	Penis	-	-	-	-	-	1	3	5	9	7	5	8	7	11	5	6	-	67	1.19
C61	Prostate	-	-	-	-	-	-	-	1	2	3	9	25	34	72	89	137	1	373	6.61
C62	Testis	2	-	1	3	5	10	7	7	6	2	2	1	1	-	2	2	-	51	0.90
C63	Other Male Genital	-	-	-	-	-	-	-	-	-	-	-	-	1	-	-	-	-	1	0.02
C64	Kidney etc.	3	-	-	-	-	-	-	1	8	10	7	9	14	13	10	11	-	86	1.52
C65	Renal Pelvis	-	-	-	-	-	-	-	-	-	-	-	-	-	-	1	1	-	2	0.04
C66	Ureter	-	-	-	-	-	-	-	-	-	-	-	-	-	-	1	-	-	1	0.02
C67	Bladder	-	-	-	-	-	2	2	2	1	4	16	21	15	22	29	42	-	156	2.76
C68	Uns.Urinary Organs	-	-	-	-	-	-	-	-	-	-	-	1	-	-	-	-	-	1	0.02
C69	Eye	5	2	-	-	-	-	2	1	-	1	-	-	1	-	-	2	-	14	0.25
C70-C72	Brain, Nervous System	4	9	7	5	12	8	21	18	21	22	29	30	14	10	15	15	-	240	4.25
C73	Thyroid	-	-	1	1	4	2	6	7	10	5	6	7	10	9	2	3	-	73	1.29
C74	Adrenal Gland	2	1	-	-	-	-	-	-	1	-	-	-	-	-	-	1	-	5	0.09
C81	Hodgkins Disease	-	6	7	8	12	3	11	3	7	6	8	6	2	1	-	5	-	85	1.51
C82-C85, C96	NHL	-	9	-	5	3	15	15	16	27	15	28	35	39	25	24	44	-	300	5.31
C88	Malig Imn.Prol D	-	-	-	-	-	-	-	-	-	-	-	-	-	-	-	-	-	-	-
C90	Multiple Myeloma	-	-	-	-	-	1	2	2	-	1	5	10	7	9	18	16	-	71	1.26
C91	Lymphoid Leuk.	10	14	14	7	5	2	5	2	3	2	2	4	2	7	7	4	1	91	1.61
C92-C94	Myeloid Leukaemia	2	4	1	4	13	9	11	17	13	11	10	7	8	8	8	9	-	135	2.39
C95	Leukaemia Uns	5	5	4	2	1	3	1	-	2	2	2	1	2	3	3	7	1	44	0.78
O&U *	Other and Uns	1	2	3	4	5	3	6	5	17	32	38	31	66	45	38	44	-	340	6.02
	All Sites	35	59	45	64	87	101	164	200	298	408	588	655	754	752	653	776	6	5645	100.0

* O&U includes the Sites (ICD-10: C26, C39, C48, C75, C76, C77, C78, C79, C80, C97)

**TABLE BLR-3 (b): Number of Incident Cancers by Five Year Age Group and Site (ICD-10):
2006-2007 – Females**

%= Relative Proportion of Cancers of All Sites.

Bangalore

ICD-10	Site	0-4	5-9	10-14	15-19	20-24	25-29	30-34	35-39	40-44	45-49	50-54	55-59	60-64	65-69	70-74	75+	Unkn	Total	%
C00	Lip	-	-	-	-	-	-	1	-	-	2	1	-	-	2	1	-	-	7	0.10
C01-C02	Tongue	-	-	-	-	1	1	-	4	1	7	7	11	6	8	5	6	-	57	0.82
C03-C06	Mouth	-	-	-	-	1	-	4	13	16	30	41	47	43	41	25	41	-	302	4.33
C07-C08	Salivary Gland	-	-	-	1	1	2	1	3	3	2	3	1	1	1	1	2	-	22	0.32
C09	Tonsil	-	-	-	-	-	-	1	1	-	3	2	1	2	-	2	-	-	12	0.17
C10	Oth. Oropharynx	-	-	-	-	-	-	-	-	-	-	-	1	1	1	1	1	-	5	0.07
C11	Nasopharynx	-	-	-	-	1	2	-	-	1	1	1	2	-	1	-	2	-	11	0.16
C12-C13	Hypopharynx	-	-	-	-	-	1	5	6	3	5	6	10	11	4	2	7	-	60	0.86
C14	Pharynx Unspecified	-	-	-	-	-	-	1	1	3	2	1	5	3	5	1	1	-	23	0.33
C15	Oesophagus	-	-	-	-	1	1	8	8	15	23	35	49	36	39	39	44	-	298	4.27
C16	Stomach	-	-	1	-	-	2	16	17	15	25	41	40	28	35	25	29	-	274	3.93
C17	Small Intestine	-	-	-	-	-	1	-	1	1	1	4	2	1	-	2	2	-	15	0.21
C18	Colon	-	-	1	-	-	5	8	8	16	12	21	26	29	15	21	28	-	190	2.72
C19-C20	Rectum	-	-	-	-	3	4	6	14	13	12	26	22	13	22	16	21	-	172	2.46
C21	Anus & Anal Canal	-	-	-	-	-	-	1	-	-	1	-	4	1	1	-	2	-	10	0.14
C22	Liver	-	-	-	-	1	1	1	4	1	4	15	7	9	11	9	12	-	75	1.07
C23-C24	Gallbladder etc.	-	-	-	-	2	1	2	-	4	7	5	10	13	7	8	8	-	67	0.96
C25	Pancreas	-	-	-	-	-	1	1	3	3	6	8	9	7	9	4	11	-	62	0.89
C30-C31	Nose, Sinuses etc.	-	-	1	1	1	-	1	-	6	-	1	2	3	1	1	1	-	19	0.27
C32	Larynx	-	-	-	-	-	-	-	-	1	2	5	3	4	1	3	2	-	21	0.30
C33-C34	Lung etc.	-	-	-	-	-	4	5	7	10	16	22	27	30	22	22	16	-	181	2.59
C37-C38	Other Thoracic Organs	1	-	-	-	-	-	-	1	2	2	2	6	1	3	4	2	-	24	0.34
C40-C41	Bone	-	3	4	3	2	3	-	-	2	3	2	9	-	1	3	5	-	40	0.57
C43	Melanoma of Skin	-	-	-	-	-	-	-	-	-	-	2	1	1	1	-	1	-	6	0.09
C44	Other Skin	-	-	-	-	-	2	1	2	2	10	5	3	11	4	9	10	-	59	0.85
C45	Mesothelioma	-	-	-	-	-	-	-	-	-	-	-	1	-	-	-	-	-	1	0.01
C46	Kaposi Sarcoma	-	-	-	-	-	-	-	-	-	-	-	-	-	-	-	-	-	-	-
C47+C49	Conn. & Soft Tissue	2	3	2	3	2	1	3	3	3	6	3	8	2	1	3	3	-	48	0.69
C50	Breast	-	-	-	1	7	37	62	166	217	279	293	250	229	139	97	96	1	1874	26.85
C51	Vulva	-	-	-	-	-	-	-	-	-	2	3	7	3	8	6	3	-	32	0.46
C52	Vagina	1	-	-	-	-	-	1	2	5	4	5	4	7	4	4	4	-	41	0.59
C53	Cervix Uteri	-	-	-	-	1	14	23	68	131	186	136	135	135	97	70	71	-	1067	15.29
C54	Corpus Uteri	-	-	-	-	3	1	3	10	15	22	37	46	61	33	21	13	-	265	3.80
C55	Uterus Unspecified	-	-	-	-	-	2	-	3	7	9	6	6	5	5	2	6	-	51	0.73
C56	Ovary etc.	1	1	2	7	9	21	9	18	28	59	59	50	50	33	27	26	1	401	5.75
C57	Other Female Genital	-	-	-	-	-	-	-	-	1	-	1	-	-	-	-	-	-	2	0.03
C58	Placenta	-	-	-	-	1	-	-	-	-	-	-	-	-	-	-	-	-	1	0.01
C64	Kidney etc.	5	-	-	-	-	-	-	2	1	2	7	14	5	5	7	5	-	53	0.76
C65	Renal Pelvis	-	-	-	-	-	-	-	-	-	-	-	-	-	1	-	-	-	1	0.01
C66	Ureter	-	-	-	-	-	-	-	-	-	-	-	-	1	-	-	-	-	1	0.01
C67	Bladder	1	-	-	-	-	1	1	1	4	1	6	6	7	3	7	6	-	44	0.63
C68	Uns. Urinary Organs	-	-	-	1	-	-	-	-	-	-	-	-	-	-	-	-	-	1	0.01
C69	Eye	3	-	1	1	-	-	-	-	-	-	1	-	-	-	1	-	-	7	0.10
C70-C72	Brain, Nervous System	2	10	3	4	10	9	7	12	10	18	14	11	14	17	5	3	-	149	2.13
C73	Thyroid	-	-	1	1	13	22	28	21	16	21	27	28	15	9	10	11	1	224	3.21
C74	Adrenal Gland	2	-	1	-	-	-	-	-	-	-	-	-	-	1	-	-	-	4	0.06
C81	Hodgkins Disease	-	2	2	2	2	1	3	3	3	1	1	3	2	1	1	1	-	28	0.40
C82-85,C96	NHL	2	1	1	4	5	7	7	14	10	14	21	23	18	15	10	16	-	168	2.41
C88	Malig Imn.Prol D	-	-	-	-	-	-	-	-	-	-	-	-	-	-	-	-	-	-	-
C90	Multiple Myeloma	-	-	-	-	1	-	1	1	3	2	11	16	10	11	4	7	-	67	0.96
C91	Lymphoid Leuk.	14	5	4	3	-	1	2	1	-	2	2	4	4	1	2	4	-	49	0.70
C92-C94	Myeloid Leukaemia	2	2	1	3	7	8	7	9	9	6	12	10	10	10	4	3	-	103	1.48
C95	Leukaemia Uns	3	2	2	-	2	1	4	2	3	4	2	4	-	2	2	1	-	34	0.49
O&U *	Other and Uns	1	1	-	3	4	6	8	8	7	20	37	23	34	35	24	40	-	251	3.60
	All Sites	40	30	27	38	81	163	232	437	591	834	940	947	866	666	511	573	3	6979	100.0

* O&U includes the Sites (ICD-10: C26, C39, C48, C75, C76, C77, C78, C79, C80, C97)

TABLE: BLR-4(a):
Average Annual Age Specific, Crude (CR), Age Adjusted (AAR) (with Standard Error (SE)) and
Truncated (35-64 yrs) (TR) Incidence Rate per 100,000 population: 2006-2007 - Males
Bangalore

ICD-10	0-4	5-9	10-14	15-19	20-24	25-29	30-34	35-39	40-44	45-49	50-54	55-59	60-64	65-69	70-74	>75	CR	AAR	SE	TR
C00	-	-	-	-	-	-	-	-	-	-	0.3	-	-	0.9	-	1.2	-	0.07	0.04	0.1
C01-C02	-	-	-	-	0.1	0.8	1.2	2.2	3.2	4.1	14.4	20.3	19.6	20.0	13.5	17.4	3.2	4.25	0.29	9.3
C03-C06	-	0.2	-	-	0.1	0.4	0.8	2.2	2.4	4.8	6.3	16.2	14.8	16.4	14.7	16.2	2.4	3.33	0.26	6.8
C07-C08	-	-	-	-	-	0.1	0.2	-	0.2	0.5	0.9	3.0	1.8	-	3.7	1.2	0.3	0.40	0.09	0.9
C09	-	-	-	-	-	-	0.3	0.3	0.2	1.9	2.2	3.5	3.0	8.2	8.6	5.8	0.7	1.07	0.15	1.7
C10	-	-	-	-	-	-	-	-	0.4	1.0	2.2	2.5	8.9	7.3	7.4	9.3	0.8	1.20	0.17	2.1
C11	-	-	-	0.4	0.1	-	-	0.3	0.2	0.2	0.3	0.5	0.6	1.8	2.5	1.2	0.2	0.28	0.08	0.3
C12-C13	-	-	-	-	0.2	-	-	1.4	2.4	6.2	10.7	19.7	24.9	31.9	33.1	30.2	3.5	5.16	0.34	9.4
C14	-	-	-	-	-	-	0.2	0.3	1.1	1.2	2.5	2.5	4.7	7.3	7.4	11.6	0.8	1.18	0.16	1.9
C15	-	-	-	-	0.1	-	0.5	0.8	3.9	4.1	17.0	24.8	30.9	58.3	72.3	53.4	5.1	7.90	0.42	11.6
C16	-	-	-	-	0.2	0.4	2.1	1.5	5.8	8.8	13.5	26.8	40.4	67.4	78.4	69.6	6.3	9.50	0.46	14.0
C17	-	-	-	-	-	-	0.2	-	-	0.7	0.6	2.0	2.4	4.6	2.5	1.2	0.3	0.47	0.10	0.8
C18	-	-	-	0.1	0.2	0.6	0.9	1.7	1.9	2.9	9.4	16.2	19.6	24.6	25.7	36.0	3.0	4.40	0.31	7.4
C19-C20	-	-	-	0.1	0.7	0.5	0.9	1.7	2.2	5.5	4.4	15.7	15.4	20.0	30.6	33.7	2.9	4.07	0.29	6.5
C21	-	-	-	-	-	-	-	-	-	1.0	0.6	1.0	2.4	2.7	3.7	2.3	0.3	0.43	0.10	0.7
C22	-	-	0.2	-	0.3	0.1	0.5	0.8	1.5	2.2	4.4	9.1	19.6	41.0	30.6	47.6	2.8	4.51	0.32	5.3
C23-C24	-	-	-	-	-	-	-	0.5	1.3	2.2	2.5	3.5	8.9	5.5	3.7	9.3	0.9	1.28	0.16	2.8
C25	-	-	-	-	-	-	-	0.5	0.9	1.7	6.3	3.5	9.5	16.4	9.8	9.3	1.3	1.89	0.20	3.3
C30-C31	-	0.2	0.2	-	-	0.2	0.5	0.5	0.2	1.2	1.6	1.0	4.2	0.9	3.7	3.5	0.5	0.65	0.11	1.3
C32	0.2	-	-	-	-	-	0.2	0.5	1.7	1.7	6.0	17.7	14.2	29.1	24.5	22.1	2.3	3.65	0.29	5.8
C33-C34	-	-	-	-	0.1	0.1	0.5	0.8	3.5	8.4	18.5	28.9	52.2	72.9	93.1	83.6	6.8	10.70	0.49	15.9
C37-C38	-	-	-	-	0.1	0.2	0.2	0.3	0.4	0.5	1.3	1.0	-	4.6	6.1	2.3	0.4	0.52	0.10	0.6
C40-C41	-	0.7	0.6	2.0	0.3	0.4	0.3	0.7	0.9	1.4	0.9	2.0	1.8	4.6	4.9	2.3	0.9	1.05	0.14	1.2
C43	-	-	-	-	-	0.1	-	-	-	0.2	-	0.5	-	2.7	-	-	0.1	0.13	0.05	0.1
C44	-	-	-	0.1	0.3	0.4	-	0.7	0.6	2.4	3.1	2.5	4.7	10.9	1.2	12.8	1.0	1.35	0.17	2.2
C45	-	-	-	-	-	-	-	-	-	-	-	-	-	-	-	-	-	-	-	-
C46	-	-	-	-	-	-	-	-	-	-	-	-	-	-	-	-	-	-	-	-
C47+C49	-	0.2	0.2	0.7	-	0.7	1.2	0.7	0.6	1.0	0.9	2.0	5.9	4.6	6.1	8.1	0.9	1.15	0.15	1.6
C50	-	-	-	-	-	-	0.6	0.5	1.3	2.6	1.3	5.6	4.7	6.4	3.7	4.6	0.8	1.14	0.15	2.4
C60	-	-	-	-	-	0.1	0.5	0.8	1.9	1.7	1.6	4.1	4.2	10.0	6.1	7.0	0.9	1.27	0.16	2.2
C61	-	-	-	-	-	-	-	0.2	0.4	0.7	2.8	12.7	20.2	65.6	109.1	159.0	5.2	8.86	0.46	4.9
C62	0.4	-	0.2	0.4	0.6	1.2	1.1	1.2	1.3	0.5	0.6	0.5	0.6	-	2.5	2.3	0.7	0.65	0.10	0.8
C63	-	-	-	-	-	-	-	-	-	-	-	-	0.6	-	-	-	-	0.02	0.02	0.1
C64	0.6	-	-	-	-	-	-	0.2	1.7	2.4	2.2	4.6	8.3	11.8	12.3	12.8	1.2	1.81	0.20	2.8
C65	-	-	-	-	-	-	-	-	-	-	-	-	-	-	1.2	1.2	-	0.05	0.03	-
C66	-	-	-	-	-	-	-	-	-	-	-	-	-	-	1.2	-	-	0.02	0.02	-
C67	-	-	-	-	-	0.2	0.3	0.3	0.2	1.0	5.0	10.6	8.9	20.0	35.5	48.7	2.2	3.45	0.28	3.6
C68	-	-	-	-	-	-	-	-	-	-	-	0.5	-	-	-	-	-	0.02	0.02	0.1
C69	0.9	0.4	-	-	-	-	0.3	0.2	-	0.2	-	-	0.6	-	-	2.3	0.2	0.26	0.07	0.2
C70-C72	0.7	1.6	1.1	0.7	1.4	1.0	3.2	3.0	4.5	5.3	9.1	15.2	8.3	9.1	18.4	17.4	3.3	3.95	0.27	7.0
C73	-	-	0.2	0.1	0.5	0.2	0.9	1.2	2.2	1.2	1.9	3.5	5.9	8.2	2.5	3.5	1.0	1.25	0.16	2.4
C74	0.4	0.2	-	-	-	-	-	-	0.2	-	-	-	-	-	-	1.2	0.1	0.10	0.05	-
C81	-	1.1	1.1	1.2	1.4	0.4	1.7	0.5	1.5	1.4	2.5	3.0	1.2	0.9	-	5.8	1.2	1.20	0.14	1.6
C82-85,C96	-	1.6	-	0.7	0.3	1.8	2.3	2.7	5.8	3.6	8.8	17.7	23.1	22.8	29.4	51.1	4.2	5.63	0.34	9.0
C88	-	-	-	-	-	-	-	-	-	-	-	-	-	-	-	-	-	-	-	-
C90	-	-	-	-	-	0.1	0.3	0.3	-	0.2	1.6	5.1	4.2	8.2	22.1	18.6	1.0	1.57	0.19	1.6
C91	1.9	2.5	2.2	1.0	0.6	0.2	0.8	0.3	0.6	0.5	0.6	2.0	1.2	6.4	8.6	4.6	1.3	1.58	0.17	0.8
C92-C94	0.4	0.7	0.2	0.6	1.5	1.1	1.7	2.9	2.8	2.6	3.1	3.5	4.7	7.3	9.8	10.4	1.9	2.10	0.19	3.2
C95	0.9	0.9	0.6	0.3	0.1	0.4	0.2	-	0.4	0.5	0.6	0.5	1.2	2.7	3.7	8.1	0.6	0.80	0.13	0.5
O&U *	0.2	0.4	0.5	0.6	0.6	0.4	0.9	0.8	3.7	7.7	11.9	15.7	39.2	41.0	46.6	51.1	4.7	6.99	0.39	11.4
All	6.6	10.5	7.1	9.3	9.8	12.1	25.2	33.8	64.5	97.6	184.6	331.7	447.6	685.0	800.3	900.7	78.2	113.4	1.56	168.2

**TABLE: BLR-4(b):
Average Annual Age Specific, Crude (CR), Age Adjusted (AAR) (with Standard Error (SE)) and
Truncated (35-64 yrs) (TR) Incidence Rate per 100,000 population: 2006-2007 - Females
Bangalore**

ICD-10	0-4	5-9	10-14	15-19	20-24	25-29	30-34	35-39	40-44	45-49	50-54	55-59	60-64	65-69	70-74	>75	CR	AAR	SE	TR
C00	-	-	-	-	-	-	0.2	-	-	0.5	0.4	-	-	1.7	1.2	-	0.1	0.14	0.05	0.2
C01-C02	-	-	-	-	0.1	0.1	-	0.7	0.3	1.9	2.6	6.2	3.9	7.0	6.2	6.5	0.9	1.19	0.16	2.3
C03-C06	-	-	-	-	0.1	-	0.7	2.3	4.1	8.2	15.4	26.7	27.7	35.7	31.0	44.5	4.6	6.46	0.38	12.3
C07-C08	-	-	-	0.2	0.1	0.3	0.2	0.5	0.8	0.5	1.1	0.6	0.6	0.9	1.2	2.2	0.3	0.37	0.08	0.7
C09	-	-	-	-	-	-	0.2	0.2	-	0.8	0.7	0.6	1.3	-	2.5	-	0.2	0.23	0.07	0.6
C10	-	-	-	-	-	-	-	-	-	-	-	0.6	0.6	0.9	1.2	1.1	0.1	0.12	0.05	0.2
C11	-	-	-	-	0.1	0.3	-	-	0.3	0.3	0.4	1.1	-	0.9	-	2.2	0.2	0.20	0.06	0.3
C12-C13	-	-	-	-	-	0.1	0.9	1.1	0.8	1.4	2.2	5.7	7.1	3.5	2.5	7.6	0.9	1.19	0.16	2.6
C14	-	-	-	-	-	-	0.2	0.2	0.8	0.5	0.4	2.8	1.9	4.4	1.2	1.1	0.4	0.49	0.10	1.0
C15	-	-	-	-	0.1	0.1	1.4	1.4	3.9	6.3	13.1	27.8	23.2	33.9	48.4	47.8	4.5	6.44	0.38	10.9
C16	-	-	0.2	-	-	0.3	2.9	3.0	3.9	6.9	15.4	22.7	18.0	30.5	31.0	31.5	4.2	5.60	0.35	10.4
C17	-	-	-	-	-	0.1	-	0.2	0.3	0.3	1.5	1.1	0.6	-	2.5	2.2	0.2	0.29	0.08	0.6
C18	-	-	0.2	-	-	0.6	1.4	1.4	4.1	3.3	7.9	14.8	18.7	13.1	26.1	30.4	2.9	3.94	0.29	7.3
C19-C20	-	-	-	-	0.4	0.5	1.1	2.5	3.3	3.3	9.7	12.5	8.4	19.1	19.9	22.8	2.6	3.44	0.27	6.0
C21	-	-	-	-	-	-	0.2	-	-	0.3	-	2.3	0.6	0.9	-	2.2	0.2	0.21	0.07	0.4
C22	-	-	-	-	0.1	0.1	0.2	0.7	0.3	1.1	5.6	4.0	5.8	9.6	11.2	13.0	1.1	1.60	0.19	2.6
C23-C24	-	-	-	-	0.3	0.1	0.4	-	1.0	1.9	1.9	5.7	8.4	6.1	9.9	8.7	1.0	1.44	0.18	2.7
C25	-	-	-	-	-	0.1	0.2	0.5	0.8	1.6	3.0	5.1	4.5	7.8	5.0	12.0	0.9	1.31	0.17	2.3
C30-C31	-	-	0.2	0.2	0.1	-	0.2	-	1.5	-	0.4	1.1	1.9	0.9	1.2	1.1	0.3	0.36	0.09	0.8
C32	-	-	-	-	-	-	-	-	0.3	0.5	1.9	1.7	2.6	0.9	3.7	2.2	0.3	0.46	0.10	1.0
C33-C34	-	-	-	-	-	0.5	0.9	1.3	2.6	4.4	8.2	15.3	19.3	19.1	27.3	17.4	2.8	3.86	0.29	7.4
C37-C38	0.2	-	-	-	-	-	-	0.2	0.5	0.5	0.7	3.4	0.6	2.6	5.0	2.2	0.4	0.52	0.11	0.9
C40-C41	-	0.6	0.7	0.5	0.3	0.4	-	-	0.5	0.8	0.7	5.1	-	0.9	3.7	5.4	0.6	0.74	0.12	1.0
C43	-	-	-	-	-	-	-	-	-	-	0.7	0.6	0.6	0.9	-	1.1	0.1	0.13	0.06	0.3
C44	-	-	-	-	-	0.3	0.2	0.4	0.5	2.7	1.9	1.7	7.1	3.5	11.2	10.9	0.9	1.24	0.17	2.1
C45	-	-	-	-	-	-	-	-	-	-	-	0.6	-	-	-	-	-	0.02	0.02	0.1
C46	-	-	-	-	-	-	-	-	-	-	-	-	-	-	-	-	-	-	-	-
C47+C49	0.4	0.6	0.3	0.5	0.3	0.1	0.5	0.5	0.8	1.6	1.1	4.5	1.3	0.9	3.7	3.3	0.7	0.87	0.13	1.5
C50	-	-	-	0.2	0.9	4.8	11.2	29.7	55.8	76.6	109.7	141.9	147.6	121.0	120.4	104.3	28.5	36.06	0.86	86.4
C51	-	-	-	-	-	-	-	-	-	0.5	1.1	4.0	1.9	7.0	7.4	3.3	0.5	0.75	0.13	1.0
C52	0.2	-	-	-	-	-	0.2	0.4	1.3	1.1	1.9	2.3	4.5	3.5	5.0	4.3	0.6	0.86	0.14	1.7
C53	-	-	-	-	0.1	1.8	4.2	12.2	33.7	51.1	50.9	76.6	87.0	84.4	86.9	77.1	16.2	21.13	0.67	48.1
C54	-	-	-	-	0.4	0.1	0.5	1.8	3.9	6.0	13.9	26.1	39.3	28.7	26.1	14.1	4.0	5.75	0.36	12.9
C55	-	-	-	-	-	0.3	-	0.5	1.8	2.5	2.2	3.4	3.2	4.4	2.5	6.5	0.8	1.00	0.14	2.1
C56	0.2	0.2	0.3	1.1	1.2	2.7	1.6	3.2	7.2	16.2	22.1	28.4	32.2	28.7	33.5	28.2	6.1	7.80	0.40	16.5
C57	-	-	-	-	-	-	-	-	0.3	-	0.4	-	-	-	-	-	-	0.03	0.02	0.1
C58	-	-	-	-	0.1	-	-	-	-	-	-	-	-	-	-	-	-	0.01	0.01	-
C64	1.0	-	-	-	-	-	-	0.4	0.3	0.5	2.6	7.9	3.2	4.4	8.7	5.4	0.8	1.18	0.16	2.1
C65	-	-	-	-	-	-	-	-	-	-	-	-	-	0.9	-	-	-	0.03	0.03	-
C66	-	-	-	-	-	-	-	-	-	-	-	-	0.6	-	-	-	-	0.03	0.03	0.1
C67	0.2	-	-	-	-	0.1	0.2	0.2	1.0	0.3	2.2	3.4	4.5	2.6	8.7	6.5	0.7	0.95	0.15	1.7
C68	-	-	-	0.2	-	-	-	-	-	-	-	-	-	-	-	-	-	0.01	0.01	-
C69	0.6	-	0.2	0.2	-	-	-	-	-	-	0.4	-	-	-	1.2	-	0.1	0.15	0.06	0.1
C70-C72	0.4	1.9	0.5	0.6	1.3	1.2	1.3	2.1	2.6	4.9	5.2	6.2	9.0	14.8	6.2	3.3	2.3	2.69	0.23	4.7
C73	-	-	0.2	0.2	1.7	2.8	5.1	3.8	4.1	5.8	10.1	15.9	9.7	7.8	12.4	12.0	3.4	3.76	0.27	7.6
C74	0.4	-	0.2	-	-	-	-	-	-	-	-	-	-	0.9	-	-	0.1	0.09	0.05	-
C81	-	0.4	0.3	0.3	0.3	0.1	0.5	0.5	0.8	0.3	0.4	1.7	1.3	0.9	1.2	1.1	0.4	0.47	0.09	0.8
C82-85,C96	0.4	0.2	0.2	0.6	0.6	0.9	1.3	2.5	2.6	3.8	7.9	13.1	11.6	13.1	12.4	17.4	2.6	3.24	0.26	6.2
C88	-	-	-	-	-	-	-	-	-	-	-	-	-	-	-	-	-	-	-	-
C90	-	-	-	-	0.1	-	0.2	0.2	0.8	0.5	4.1	9.1	6.4	9.6	5.0	7.6	1.0	1.48	0.18	3.0
C91	2.8	0.9	0.7	0.5	-	0.1	0.4	0.2	-	0.5	0.7	2.3	2.6	0.9	2.5	4.3	0.7	1.01	0.15	0.9
C92-C94	0.4	0.4	0.2	0.5	0.9	1.0	1.3	1.6	2.3	1.6	4.5	5.7	6.4	8.7	5.0	3.3	1.6	1.84	0.19	3.4
C95	0.6	0.4	0.3	-	0.3	0.1	0.7	0.4	0.8	1.1	0.7	2.3	-	1.7	2.5	1.1	0.5	0.60	0.11	0.8
O&U *	0.2	0.2	-	0.5	0.5	0.8	1.4	1.4	1.8	5.5	13.9	13.1	21.9	30.5	29.8	43.5	3.8	5.27	0.34	8.4
All	8.1	5.6	4.6	5.9	10.4	21.1	42.0	78.2	152.1	229.0	352.0	537.5	558.2	579.7	634.1	622.6	106.3	139.1	1.71	287.0

**TABLE: BLR-5(a): Number (#) and Proportion (%) of Cancers by Site (ICD-10) and Method of Diagnosis: 2006-2007 - Males
Bangalore**

ICD-10	Site	Clinical		Microscopic		X-Ray / Imaging		DCO		Others		Unknown		Total	
		#	%	#	%	#	%	#	%	#	%	#	%	#	%
C00	Lip	-	-	3	100.0	-	-	-	-	-	-	-	-	3	100.0
C01-C02	Tongue	8	3.5	204	89.5	10	4.4	6	2.6	-	-	-	-	228	100.0
C03-C06	Mouth	7	4.0	158	89.8	1	0.6	10	5.7	-	-	-	-	176	100.0
C07-C08	Salivary Gland	1	4.8	20	95.2	-	-	-	-	-	-	-	-	21	100.0
C09	Tonsil	2	3.8	45	84.9	4	7.5	2	3.8	-	-	-	-	53	100.0
C10	Oth. Oropharynx	-	-	50	90.9	2	3.6	3	5.5	-	-	-	-	55	100.0
C11	Nasopharynx	-	-	15	93.8	-	-	1	6.3	-	-	-	-	16	100.0
C12-C13	Hypopharynx	5	2.0	224	89.6	10	4.0	11	4.4	-	-	-	-	250	100.0
C14	Pharynx Unspecified	2	3.4	33	56.9	-	-	23	39.7	-	-	-	-	58	100.0
C15	Oesophagus	15	4.1	320	86.7	3	0.8	31	8.4	-	-	-	-	369	100.0
C16	Stomach	15	3.3	385	84.8	2	0.4	50	11.0	2	0.4	-	-	454	100.0
C17	Small Intestine	-	-	19	86.4	1	4.5	2	9.1	-	-	-	-	22	100.0
C18	Colon	6	2.7	196	89.5	1	0.5	16	7.3	-	-	-	-	219	100.0
C19-C20	Rectum	10	4.8	184	88.5	2	1.0	12	5.8	-	-	-	-	208	100.0
C21	Anus & Anal Canal	-	-	20	100.0	-	-	-	-	-	-	-	-	20	100.0
C22	Liver	8	3.9	145	70.7	5	2.4	47	22.9	-	-	-	-	205	100.0
C23-C24	Gallbladder etc.	-	-	58	89.2	2	3.1	4	6.2	-	-	1	1.5	65	100.0
C25	Pancreas	13	14.3	56	61.5	5	5.5	16	17.6	1	1.1	-	-	91	100.0
C30-C31	Nose, Sinuses etc.	2	5.4	34	91.9	-	-	-	-	-	-	1	2.7	37	100.0
C32	Larynx	5	3.0	150	88.8	5	3.0	9	5.3	-	-	-	-	169	100.0
C33-C34	Lung etc.	36	7.3	376	76.3	21	4.3	60	12.2	-	-	-	-	493	100.0
C37-C38	Other Thoracic Organs	2	7.1	25	89.3	-	-	1	3.6	-	-	-	-	28	100.0
C40-C41	Bone	1	1.5	58	89.2	2	3.1	4	6.2	-	-	-	-	65	100.0
C43	Melanoma of Skin	-	-	6	100.0	-	-	-	-	-	-	-	-	6	100.0
C44	Other Skin	1	1.4	65	91.5	2	2.8	3	4.2	-	-	-	-	71	100.0
C45	Mesothelioma	-	-	-	-	-	-	-	-	-	-	-	-	-	-
C46	Kaposi Sarcoma	-	-	-	-	-	-	-	-	-	-	-	-	-	-
C47+C49	Conn. & Soft Tissue	1	1.5	62	93.9	-	-	3	4.5	-	-	-	-	66	100.0
C50	Breast	1	1.6	57	93.4	1	1.6	2	3.3	-	-	-	-	61	100.0
C60	Penis	3	4.5	62	92.5	-	-	2	3.0	-	-	-	-	67	100.0
C61	Prostate	12	3.2	333	89.3	2	0.5	23	6.2	3	0.8	-	-	373	100.0
C62	Testis	1	2.0	50	98.0	-	-	-	-	-	-	-	-	51	100.0
C63	Other Male Genital	-	-	1	100.0	-	-	-	-	-	-	-	-	1	100.0
C64	Kidney etc.	1	1.2	79	91.9	-	-	6	7.0	-	-	-	-	86	100.0
C65	Renal Pelvis	-	-	2	100.0	-	-	-	-	-	-	-	-	2	100.0
C66	Ureter	-	-	1	100.0	-	-	-	-	-	-	-	-	1	100.0
C67	Bladder	8	5.1	136	87.2	-	-	12	7.7	-	-	-	-	156	100.0
C68	Uns.Urinary Organs	-	-	1	100.0	-	-	-	-	-	-	-	-	1	100.0
C69	Eye	-	-	14	100.0	-	-	-	-	-	-	-	-	14	100.0
C70-C72	Brain, Nervous System	1	0.4	226	94.2	-	-	12	5.0	1	0.4	-	-	240	100.0
C73	Thyroid	-	-	69	94.5	1	1.4	3	4.1	-	-	-	-	73	100.0
C74	Adrenal Gland	-	-	5	100.0	-	-	-	-	-	-	-	-	5	100.0
C81	Hodgkins Disease	-	-	83	97.6	-	-	2	2.4	-	-	-	-	85	100.0
C82-85,C96	NHL	1	0.3	277	92.3	1	0.3	21	7.0	-	-	-	-	300	100.0
C88	Malig Imn.Prol D	-	-	-	-	-	-	-	-	-	-	-	-	-	-
C90	Multiple Myeloma	-	-	68	95.8	-	-	3	4.2	-	-	-	-	71	100.0
C91	Lymphoid Leuk.	-	-	88	96.7	2	2.2	1	1.1	-	-	-	-	91	100.0
C92-C94	Myeloid Leukaemia	-	-	126	93.3	-	-	9	6.7	-	-	-	-	135	100.0
C95	Leukaemia Uns	-	-	36	81.8	1	2.3	7	15.9	-	-	-	-	44	100.0
O&U *	Other and Uns	24	7.1	243	71.5	7	2.1	66	19.4	-	-	-	-	340	100.0
	All Sites	192	3.4	4868	86.2	93	1.6	483	8.6	7.0	0.1	2	-	5645	100.0

TABLE: BLR-5(b): Number (#) and Proportion (%) of Cancers by Site (ICD-10) and Method of Diagnosis : 2006-2007 - Females
Bangalore

ICD-10 -	Site	Clinical		Microscopic		X-Ray / Imaging		DCO		Others		Unknown		Total	
		#	%	#	%	#	%	#	%	#	%	#	%	#	%
C00	Lip	-	-	6	85.7	-	-	1	14.3	-	-	-	-	7	100.0
C01-C02	Tongue	3	5.3	52	91.2	1	1.8	-	-	-	-	1	1.8	57	100.0
C03-C06	Mouth	2	0.7	289	95.7	3	1.0	8	2.6	-	-	-	-	302	100.0
C07-C08	Salivary Gland	-	-	22	100.0	-	-	-	-	-	-	-	-	22	100.0
C09	Tonsil	-	-	12	100.0	-	-	-	-	-	-	-	-	12	100.0
C10	Oth. Oropharynx	-	-	5	100.0	-	-	-	-	-	-	-	-	5	100.0
C11	Nasopharynx	-	-	11	100.0	-	-	-	-	-	-	-	-	11	100.0
C12-C13	Hypopharynx	6	10.0	52	86.7	2	3.3	-	-	-	-	-	-	60	100.0
C14	Pharynx Unspecified	-	-	16	69.6	1	4.3	6	26.1	-	-	-	-	23	100.0
C15	Oesophagus	8	2.7	255	85.6	4	1.3	31	10.4	-	-	-	-	298	100.0
C16	Stomach	4	1.5	230	83.9	6	2.2	32	11.7	1	0.4	1	0.4	274	100.0
C17	Small Intestine	-	-	12	80.0	1	6.7	2	13.3	-	-	-	-	15	100.0
C18	Colon	5	2.6	169	88.9	1	0.5	15	7.9	-	-	-	-	190	100.0
C19-C20	Rectum	5	2.9	163	94.8	1	0.6	3	1.7	-	-	-	-	172	100.0
C21	Anus & Anal Canal	-	-	10	100.0	-	-	-	-	-	-	-	-	10	100.0
C22	Liver	7	9.3	45	60.0	3	4.0	20	26.7	-	-	-	-	75	100.0
C23-C24	Gallbladder etc.	2	3.0	61	91.0	-	-	4	6.0	-	-	-	-	67	100.0
C25	Pancreas	2	3.2	48	77.4	3	4.8	9	14.5	-	-	-	-	62	100.0
C30-C31	Nose, Sinuses etc.	-	-	19	100.0	-	-	-	-	-	-	-	-	19	100.0
C32	Larynx	-	-	20	95.2	-	-	1	4.8	-	-	-	-	21	100.0
C33-C34	Lung etc.	9	5.0	142	78.5	5	2.8	25	13.8	-	-	-	-	181	100.0
C37-C38	Other Thoracic Organs	-	-	24	100.0	-	-	-	-	-	-	-	-	24	100.0
C40-C41	Bone	-	-	37	92.5	-	-	3	7.5	-	-	-	-	40	100.0
C43	Melanoma of Skin	-	-	6	100.0	-	-	-	-	-	-	-	-	6	100.0
C44	Other Skin	-	-	56	94.9	2	3.4	1	1.7	-	-	-	-	59	100.0
C45	Mesothelioma	-	-	1	100.0	-	-	-	-	-	-	-	-	1	100.0
C46	Kaposi Sarcoma	-	-	-	-	-	-	-	-	-	-	-	-	-	-
C47+C49	Conn. & Soft Tissue	1	2.1	46	95.8	-	-	1	2.1	-	-	-	-	48	100.0
C50	Breast	60	3.2	1739	92.8	12	0.6	58	3.1	-	-	5	0.3	1874	100.0
C51	Vulva	-	-	30	93.8	-	-	2	6.3	-	-	-	-	32	100.0
C52	Vagina	1	2.4	38	92.7	1	2.4	1	2.4	-	-	-	-	41	100.0
C53	Cervix Uteri	24	2.2	991	92.9	1	0.1	50	4.7	-	-	1	0.1	1067	100.0
C54	Corpus Uteri	7	2.6	253	95.5	1	0.4	4	1.5	-	-	-	-	265	100.0
C55	Uterus Unspecified	-	-	35	68.6	-	-	16	31.4	-	-	-	-	51	100.0
C56	Ovary etc.	7	1.7	368	91.8	6	1.5	20	5.0	-	-	-	-	401	100.0
C57	Other Female Genital	-	-	2	100.0	-	-	-	-	-	-	-	-	2	100.0
C58	Placenta	-	-	-	-	1	100.0	-	-	-	-	-	-	1	100.0
C64	Kidney etc.	-	-	51	96.2	-	-	2	3.8	-	-	-	-	53	100.0
C65	Renal Pelvis	-	-	1	100.0	-	-	-	-	-	-	-	-	1	100.0
C66	Ureter	-	-	1	100.0	-	-	-	-	-	-	-	-	1	100.0
C67	Bladder	-	-	40	90.9	-	-	4	9.1	-	-	-	-	44	100.0
C68	Uns.Urinary Organs	-	-	1	100.0	-	-	-	-	-	-	-	-	1	100.0
C69	Eye	2	28.6	5	71.4	-	-	-	-	-	-	-	-	7	100.0
C70-C72	Brain, Nervous System	-	-	133	89.3	2	1.3	14	9.4	-	-	-	-	149	100.0
C73	Thyroid	-	-	218	97.3	1	0.4	5	2.2	-	-	-	-	224	100.0
C74	Adrenal Gland	-	-	3	75.0	-	-	1	25.0	-	-	-	-	4	100.0
C81	Hodgkins Disease	-	-	25	89.3	-	-	2	7.1	-	-	1	3.6	28	100.0
C82-85,C96	NHL	-	-	154	91.7	2	1.2	12	7.1	-	-	-	-	168	100.0
C88	Malig Imn.Prol D	-	-	-	-	-	-	-	-	-	-	-	-	-	-
C90	Multiple Myeloma	-	-	63	94.0	1	1.5	3	4.5	-	-	-	-	67	100.0
C91	Lymphoid Leuk.	-	-	48	98.0	1	2.0	-	-	-	-	-	-	49	100.0
C92-C94	Myeloid Leukaemia	-	-	101	98.1	-	-	2	1.9	-	-	-	-	103	100.0
C95	Leukaemia Uns	-	-	30	88.2	-	-	4	11.8	-	-	-	-	34	100.0
O&U *	Other and Uns	24	9.6	160	63.7	8	3.2	59	23.5	-	-	-	-	251	100.0
	All Sites	179	2.6	6299	90.3	70	1.0	421	6.0	1.0	-	9	0.1	6979	100.0

TABLE: BLR-6(a): Number (#) and Proportion (%) of Cancers by Site (ICD-10) and Detailed Microscopic Diagnosis: 2006-2007 - Males : Bangalore

ICD-10 -	Site	Pri. Hist		Sec. Hist		Cytology		Blood Film		Bone Marrow		Others		Total	
		#	%	#	%	#	%	#	%	#	%	#	%	#	%
C00	Lip	3	100.0	-	-	-	-	-	-	-	-	-	-	3	100.0
C01-C02	Tongue	152	66.7	2	0.9	50	21.9	-	-	-	-	24	10.5	228	100.0
C03-C06	Mouth	126	71.6	2	1.1	30	17.0	-	-	-	-	18	10.2	176	100.0
C07-C08	Salivary Gland	16	76.2	-	-	4	19.0	-	-	-	-	1	4.8	21	100.0
C09	Tonsil	38	71.7	1	1.9	6	11.3	-	-	-	-	8	15.1	53	100.0
C10	Oth. Oropharynx	34	61.8	-	-	16	29.1	-	-	-	-	5	9.1	55	100.0
C11	Nasopharynx	11	68.8	1	6.3	3	18.8	-	-	-	-	1	6.3	16	100.0
C12-C13	Hypopharynx	155	62.0	5	2.0	64	25.6	-	-	-	-	26	10.4	250	100.0
C14	Pharynx Unspecified	29	50.0	-	-	4	6.9	-	-	-	-	25	43.1	58	100.0
C15	Oesophagus	312	84.6	1	0.3	7	1.9	-	-	-	-	49	13.3	369	100.0
C16	Stomach	374	82.4	6	1.3	5	1.1	-	-	-	-	69	15.2	454	100.0
C17	Small Intestine	19	86.4	-	-	-	-	-	-	-	-	3	13.6	22	100.0
C18	Colon	186	84.9	5	2.3	5	2.3	-	-	-	-	23	10.5	219	100.0
C19-C20	Rectum	182	87.5	2	1.0	-	-	-	-	-	-	24	11.5	208	100.0
C21	Anus & Anal Canal	20	100.0	-	-	-	-	-	-	-	-	-	-	20	100.0
C22	Liver	100	48.8	1	0.5	44	21.5	-	-	-	-	60	29.3	205	100.0
C23-C24	Gallbladder etc.	54	83.1	-	-	4	6.2	-	-	-	-	7	10.8	65	100.0
C25	Pancreas	47	51.6	6	6.6	3	3.3	-	-	-	-	35	38.5	91	100.0
C30-C31	Nose, Sinuses etc.	32	86.5	-	-	2	5.4	-	-	-	-	3	8.1	37	100.0
C32	Larynx	137	81.1	-	-	13	7.7	-	-	-	-	19	11.2	169	100.0
C33-C34	Lung etc.	249	50.5	9	1.8	118	23.9	-	-	-	-	117	23.7	493	100.0
C37-C38	Other Thoracic Organs	17	60.7	-	-	8	28.6	-	-	-	-	3	10.7	28	100.0
C40-C41	Bone	54	83.1	-	-	4	6.2	-	-	-	-	7	10.8	65	100.0
C43	Melanoma of Skin	6	100.0	-	-	-	-	-	-	-	-	-	-	6	100.0
C44	Other Skin	59	83.1	-	-	6	8.5	-	-	-	-	6	8.5	71	100.0
C45	Mesothelioma	-	-	-	-	-	-	-	-	-	-	-	-	-	-
C46	Kaposi Sarcoma	-	-	-	-	-	-	-	-	-	-	-	-	-	-
C47 + C49	Conn. & Soft Tissue	58	87.9	-	-	4	6.1	-	-	-	-	4	6.1	66	100.0
C50	Breast	53	86.9	-	-	4	6.6	-	-	-	-	4	6.6	61	100.0
C60	Penis	59	88.1	1	1.5	2	3.0	-	-	-	-	5	7.5	67	100.0
C61	Prostate	327	87.7	2	0.5	4	1.1	-	-	-	-	40	10.7	373	100.0
C62	Testis	48	94.1	-	-	2	3.9	-	-	-	-	1	2.0	51	100.0
C63	Other Male Genital	1	100.0	-	-	-	-	-	-	-	-	-	-	1	100.0
C64	Kidney etc.	78	90.7	-	-	1	1.2	-	-	-	-	7	8.1	86	100.0
C65	Renal Pelvis	2	100.0	-	-	-	-	-	-	-	-	-	-	2	100.0
C66	Ureter	1	100.0	-	-	-	-	-	-	-	-	-	-	1	100.0
C67	Bladder	134	85.9	-	-	2	1.3	-	-	-	-	20	12.8	156	100.0
C68	Uns. Urinary Organs	1	100.0	-	-	-	-	-	-	-	-	-	-	1	100.0
C69	Eye	13	92.9	-	-	1	7.1	-	-	-	-	-	-	14	100.0
C70-C72	Brain, Nervous System	226	94.2	-	-	-	-	-	-	-	-	14	5.8	240	100.0
C73	Thyroid	64	87.7	-	-	5	6.8	-	-	-	-	4	5.5	73	100.0
C74	Adrenal Gland	4	80.0	-	-	1	20.0	-	-	-	-	-	-	5	100.0
C81	Hodgkins Disease	71	83.5	-	-	6	7.1	1	1.2	5	5.9	2	2.4	85	100.0
C82-85,C96	NHL	245	81.7	-	-	14	4.7	3	1.0	15	5.0	23	7.7	300	100.0
C88	Malig Imn.Prol D	-	-	-	-	-	-	-	-	-	-	-	-	-	-
C90	Multiple Myeloma	15	21.1	-	-	-	-	-	-	53	74.6	3	4.2	71	100.0
C91	Lymphoid Leuk.	4	4.4	-	-	-	-	6	6.6	78	85.7	3	3.3	91	100.0
C92-C94	Myeloid Leukaemia	2	1.5	-	-	-	-	13	9.6	111	82.2	9	6.7	135	100.0
C95	Leukaemia Uns	2	4.5	-	-	-	-	8	18.2	26	59.1	8	18.2	44	100.0
O&U *	Other and Uns	60	17.6	95	27.9	88	25.9	-	-	-	-	97	28.5	340	100.0
	All Sites	3880	68.7	139	2.5	530	9.4	31	0.5	288	5.1	777	13.8	5645	100.0

TABLE: BLR-6(b): Number (#) and Proportion (%) of Cancers by Site (ICD-10) and Detailed Microscopic Diagnosis: 2006-2007 - Females : Bangalore

ICD-10	Site	Pri. Hist		Sec. Hist		Cytology		Blood Film		Bone Marrow		Others		Total	
		#	%	#	%	#	%	#	%	#	%	#	%	#	%
C00	Lip	5	71.4	-	-	1	14.3	-	-	-	-	1	14.3	7	100.0
C01-C02	Tongue	44	77.2	-	-	8	14.0	-	-	-	-	5	8.8	57	100.0
C03-C06	Mouth	237	78.5	1	0.3	51	16.9	-	-	-	-	13	4.3	302	100.0
C07-C08	Salivary Gland	19	86.4	-	-	3	13.6	-	-	-	-	-	-	22	100.0
C09	Tonsil	10	83.3	-	-	2	16.7	-	-	-	-	-	-	12	100.0
C10	Oth. Oropharynx	4	80.0	-	-	1	20.0	-	-	-	-	-	-	5	100.0
C11	Nasopharynx	10	90.9	-	-	1	9.1	-	-	-	-	-	-	11	100.0
C12-C13	Hypopharynx	45	75.0	2	3.3	5	8.3	-	-	-	-	8	13.3	60	100.0
C14	Pharynx Unspecified	13	56.5	-	-	3	13.0	-	-	-	-	7	30.4	23	100.0
C15	Oesophagus	255	85.6	-	-	-	-	-	-	-	-	43	14.4	298	100.0
C16	Stomach	223	81.4	3	1.1	4	1.5	-	-	-	-	44	16.1	274	100.0
C17	Small Intestine	11	73.3	-	-	1	6.7	-	-	-	-	3	20.0	15	100.0
C18	Colon	168	88.4	-	-	1	0.5	-	-	-	-	21	11.1	190	100.0
C19-C20	Rectum	160	93.0	1	0.6	2	1.2	-	-	-	-	9	5.2	172	100.0
C21	Anus & Anal Canal	9	90.0	-	-	1	10.0	-	-	-	-	-	-	10	100.0
C22	Liver	33	44.0	-	-	12	16.0	-	-	-	-	30	40.0	75	100.0
C23-C24	Gallbladder etc.	57	85.1	-	-	4	6.0	-	-	-	-	6	9.0	67	100.0
C25	Pancreas	39	62.9	3	4.8	6	9.7	-	-	-	-	14	22.6	62	100.0
C30-C31	Nose, Sinuses etc.	17	89.5	-	-	2	10.5	-	-	-	-	-	-	19	100.0
C32	Larynx	18	85.7	-	-	2	9.5	-	-	-	-	1	4.8	21	100.0
C33-C34	Lung etc.	92	50.8	9	5.0	41	22.7	-	-	-	-	39	21.5	181	100.0
C37-C38	Other Thoracic Organs	17	70.8	-	-	7	29.2	-	-	-	-	-	-	24	100.0
C40-C41	Bone	32	80.0	-	-	3	7.5	-	-	2	5.0	3	7.5	40	100.0
C43	Melanoma of Skin	6	100.0	-	-	-	-	-	-	-	-	-	-	6	100.0
C44	Other Skin	55	93.2	-	-	1	1.7	-	-	-	-	3	5.1	59	100.0
C45	Mesothelioma	1	100.0	-	-	-	-	-	-	-	-	-	-	1	100.0
C46	Kaposi Sarcoma	-	-	-	-	-	-	-	-	-	-	-	-	-	-
C47 + C49	Conn. & Soft Tissue	41	85.4	-	-	5	10.4	-	-	-	-	2	4.2	48	100.0
C50	Breast	1586	84.6	9	0.5	144	7.7	-	-	-	-	135	7.2	1874	100.0
C51	Vulva	30	93.8	-	-	-	-	-	-	-	-	2	6.3	32	100.0
C52	Vagina	38	92.7	-	-	-	-	-	-	-	-	3	7.3	41	100.0
C53	Cervix Uteri	982	92.0	1	0.1	8	0.7	-	-	-	-	76	7.1	1067	100.0
C54	Corpus Uteri	251	94.7	-	-	2	0.8	-	-	-	-	12	4.5	265	100.0
C55	Uterus Unspecified	35	68.6	-	-	-	-	-	-	-	-	16	31.4	51	100.0
C56	Ovary etc.	314	78.3	14	3.5	40	10.0	-	-	-	-	33	8.2	401	100.0
C57	Other Female Genital	2	100.0	-	-	-	-	-	-	-	-	-	-	2	100.0
C58	Placenta	-	-	-	-	-	-	-	-	-	-	1	100.0	1	100.0
C64	Kidney etc.	48	90.6	-	-	3	5.7	-	-	-	-	2	3.8	53	100.0
C65	Renal Pelvis	1	100.0	-	-	-	-	-	-	-	-	-	-	1	100.0
C66	Ureter	1	100.0	-	-	-	-	-	-	-	-	-	-	1	100.0
C67	Bladder	40	90.9	-	-	-	-	-	-	-	-	4	9.1	44	100.0
C68	Uns. Urinary Organs	1	100.0	-	-	-	-	-	-	-	-	-	-	1	100.0
C69	Eye	5	71.4	-	-	-	-	-	-	-	-	2	28.6	7	100.0
C70-C72	Brain, Nervous System	133	89.3	-	-	-	-	-	-	-	-	16	10.7	149	100.0
C73	Thyroid	191	85.3	2	0.9	25	11.2	-	-	-	-	6	2.7	224	100.0
C74	Adrenal Gland	2	50.0	-	-	1	25.0	-	-	-	-	1	25.0	4	100.0
C81	Hodgkins Disease	23	82.1	-	-	1	3.6	-	-	1	3.6	3	10.7	28	100.0
C82-85,C96	NHL	139	82.7	-	-	9	5.4	-	-	6	3.6	14	8.3	168	100.0
C88	Malig Imn.Prol D	-	-	-	-	-	-	-	-	-	-	-	-	-	-
C90	Multiple Myeloma	8	11.9	-	-	-	-	-	-	55	82.1	4	6.0	67	100.0
C91	Lymphoid Leuk.	2	4.1	-	-	-	-	6	12.2	40	81.6	1	2.0	49	100.0
C92-C94	Myeloid Leukaemia	-	-	-	-	1	1.0	13	12.6	87	84.5	2	1.9	103	100.0
C95	Leukaemia Uns	1	2.9	-	-	-	-	4	11.8	25	73.5	4	11.8	34	100.0
O&U *	Other and Uns	61	24.3	55	21.9	39	15.5	-	-	5	2.0	91	36.3	251	100.0
	All Sites	5515	79.0	100	1.4	440	6.3	23	0.3	221	3.2	680	9.7	6979	100.0

**TABLE BLR-7 (a): Number of Cancer Deaths by Five Year Age Group and Site (ICD-10):
2006-2007 – Males**

%= Relative Proportion of Cancers of All Sites.

Bangalore

ICD-10	Site	0-4	5-9	10-14	15-19	20-24	25-29	30-34	35-39	40-44	45-49	50-54	55-59	60-64	65-69	70-74	75+	Unkn	Total	%
C00	Lip	-	-	-	-	-	-	-	-	-	-	-	-	-	1	-	-	-	1	0.05
C01-C02	Tongue	-	-	-	-	1	-	1	3	2	4	9	12	9	3	3	8	-	55	2.61
C03-C06	Mouth	-	-	-	-	-	-	2	1	2	4	2	7	8	6	2	3	1	38	1.80
C07-C08	Salivary Gland	-	-	-	-	-	-	-	-	-	1	1	1	1	1	1	1	-	7	0.33
C09	Tonsil	-	-	-	-	-	-	1	-	1	2	-	1	3	2	3	-	-	13	0.62
C10	Oth. Oropharynx	-	-	-	-	-	-	-	-	-	1	4	-	3	-	3	1	-	12	0.57
C11	Nasopharynx	-	-	-	-	-	-	-	-	-	-	-	-	4	-	2	2	-	8	0.38
C12-C13	Hypopharynx	-	-	-	-	1	-	-	2	2	5	10	12	12	10	8	9	-	71	3.37
C14	Pharynx Unspecified	-	-	-	-	-	-	-	1	3	3	8	4	6	5	5	12	-	47	2.23
C15	Oesophagus	-	-	-	-	-	-	1	1	3	14	23	24	20	23	19	27	1	156	7.40
C16	Stomach	-	-	-	-	-	1	3	4	10	15	25	20	22	39	43	36	-	218	10.34
C17	Small Intestine	-	-	-	-	-	-	1	-	-	1	-	1	1	1	-	1	-	6	0.28
C18	Colon	-	-	-	-	1	2	4	3	2	3	7	9	14	11	6	14	-	76	3.60
C19-C20	Rectum	-	-	-	1	1	-	-	5	2	6	3	4	6	5	3	16	1	53	2.51
C21	Anus & Anal Canal	-	-	-	-	-	-	1	-	-	1	1	1	-	1	1	2	-	8	0.38
C22	Liver	-	-	-	-	1	-	2	3	4	6	10	12	29	34	20	32	-	153	7.25
C23-C24	Gallbladder etc.	-	-	-	-	-	-	-	1	5	4	3	3	6	3	2	5	-	32	1.52
C25	Pancreas	-	-	-	-	-	-	-	-	2	5	17	6	10	16	4	9	-	69	3.27
C30-C31	Nose, Sinuses etc.	-	-	-	-	-	1	1	1	-	-	-	-	1	1	-	1	-	6	0.28
C32	Larynx	-	-	-	-	-	-	-	1	2	1	2	5	3	8	7	10	-	39	1.85
C33-C34	Lung etc.	-	-	-	-	-	-	1	3	5	22	31	32	46	43	38	44	-	265	12.57
C37-C38	Other Thoracic Organs	-	-	-	-	1	-	-	-	2	-	2	1	2	2	1	1	-	12	0.57
C40-C41	Bone	-	-	-	1	1	3	1	-	-	2	5	-	1	1	3	2	-	20	0.95
C43	Melanoma of Skin	-	-	-	-	-	-	-	-	1	-	-	-	-	-	-	-	-	1	0.05
C44	Other Skin	-	-	-	-	-	-	-	-	-	-	2	-	1	2	2	4	-	11	0.52
C45	Mesothelioma	-	-	-	-	-	-	-	-	-	-	-	-	-	-	-	-	-	-	-
C46	Kaposi Sarcoma	-	-	-	-	-	-	-	-	-	-	-	-	-	-	-	-	-	-	-
C47+C49	Conn. & Soft Tissue	-	1	1	-	-	-	1	-	-	-	-	2	4	-	1	2	-	12	0.57
C50	Breast	-	-	-	-	-	-	1	-	1	3	2	1	1	-	1	2	-	12	0.57
C60	Penis	-	-	-	-	-	-	-	2	-	1	1	1	2	4	2	1	-	14	0.66
C61	Prostate	-	-	-	-	-	-	-	-	-	2	3	3	8	13	28	49	-	106	5.03
C62	Testis	-	-	-	-	1	-	-	-	1	1	-	2	-	-	1	1	-	7	0.33
C63	Other Male Genital	-	-	-	-	-	-	-	-	-	-	-	-	-	1	1	-	-	2	0.09
C64	Kidney etc.	-	-	-	-	-	-	-	-	3	2	1	5	5	4	5	7	-	32	1.52
C65	Renal Pelvis	-	-	-	-	-	-	-	-	-	-	-	-	-	-	-	1	1	2	0.09
C66	Ureter	-	-	-	-	-	-	-	-	-	-	-	-	-	-	1	-	-	1	0.05
C67	Bladder	-	-	-	-	-	-	-	-	-	1	3	4	3	4	9	15	-	39	1.85
C68	Uns. Urinary Organs	-	-	-	-	-	-	-	-	-	-	-	-	-	-	-	-	-	-	-
C69	Eye	-	-	-	-	-	-	-	-	1	-	-	-	-	-	-	-	-	1	0.05
C70-C72	Brain, Nervous System	-	3	3	1	1	1	-	4	6	4	9	8	3	6	11	6	-	66	3.13
C73	Thyroid	-	-	-	-	-	-	-	1	2	-	2	3	1	3	-	1	-	13	0.62
C74	Adrenal Gland	1	-	-	-	-	-	-	-	-	-	-	-	-	-	-	-	-	1	0.05
C81	Hodgkins Disease	-	-	-	1	-	2	1	2	1	-	-	2	-	1	-	1	-	11	0.52
C82-85,C96	NHL	-	1	1	2	2	5	-	3	6	6	8	7	17	10	11	22	-	101	4.79
C88	Malig Imn.Prol D	-	-	-	-	-	-	-	-	-	-	-	-	-	-	-	-	-	-	-
C90	Multiple Myeloma	-	-	-	-	-	-	-	1	-	-	1	-	3	8	7	11	-	31	1.47
C91	Lymphoid Leuk.	4	1	2	1	2	1	1	2	-	1	-	2	1	4	5	3	-	30	1.42
C92-C94	Myeloid Leukaemia	1	-	-	1	1	4	3	6	3	3	4	5	6	6	8	6	-	57	2.70
C95	Leukaemia Uns	-	1	2	-	1	2	2	-	3	-	1	1	1	3	2	8	1	28	1.33
O&U *	Other and Uns	3	-	1	-	3	1	4	-	7	8	18	18	25	21	22	34	1	166	7.87
	All Sites	9	7	10	8	18	23	32	50	82	132	218	219	288	306	291	410	6	2109	100.00

**TABLE BLR-7 (b): Number of Cancer Deaths by Five Year Age Group and Site (ICD-10):
2006-2007 – Females**

%= Relative Proportion of Cancers of All Sites.

Bangalore

ICD-10	Site	0-4	5-9	10-14	15-19	20-24	25-29	30-34	35-39	40-44	45-49	50-54	55-59	60-64	65-69	70-74	75+	Unkn	Total	%
C00	Lip	-	-	-	-	-	-	1	-	-	-	1	-	-	-	1	-	-	3	0.15
C01-C02	Tongue	-	-	-	-	-	-	1	1	-	-	-	1	1	1	2	1	-	8	0.41
C03-C06	Mouth	-	-	-	-	-	1	3	3	3	15	7	8	9	12	9	18	-	88	4.52
C07-C08	Salivary Gland	-	-	-	-	-	-	-	-	-	-	-	-	-	1	-	3	-	4	0.21
C09	Tonsil	-	-	-	-	-	-	-	-	-	-	-	-	-	-	-	-	-	-	-
C10	Oth. Oropharynx	-	-	-	-	-	-	-	-	-	-	-	-	-	-	1	1	-	2	0.10
C11	Nasopharynx	-	-	-	-	-	-	-	-	1	1	-	1	-	-	-	1	-	4	0.21
C12-C13	Hypopharynx	-	-	-	-	-	1	-	2	-	1	1	3	1	1	-	-	-	10	0.51
C14	Pharynx Unspecified	-	-	-	-	-	-	1	-	1	-	1	1	2	3	2	5	-	16	0.82
C15	Oesophagus	-	-	-	-	-	1	2	1	2	9	11	15	7	17	17	23	-	105	5.39
C16	Stomach	-	-	-	-	-	2	2	3	7	12	14	27	7	16	13	14	-	117	6.01
C17	Small Intestine	-	-	-	-	-	1	-	-	-	-	1	-	-	-	1	-	-	3	0.15
C18	Colon	-	-	-	-	-	-	4	-	2	2	6	5	10	5	11	16	-	61	3.13
C19-C20	Rectum	-	-	-	1	-	-	-	3	5	4	6	8	4	7	3	6	-	47	2.41
C21	Anus & Anal Canal	-	-	-	-	-	-	1	-	-	-	-	-	-	1	-	1	-	3	0.15
C22	Liver	-	-	-	1	-	2	-	2	1	2	10	4	7	6	7	12	-	54	2.77
C23-C24	Gallbladder etc.	-	-	-	-	-	-	2	-	-	4	1	4	7	4	3	5	-	30	1.54
C25	Pancreas	-	-	-	-	-	-	2	2	1	4	1	3	4	5	2	11	-	35	1.80
C30-C31	Nose, Sinuses etc.	-	1	-	-	-	-	-	-	1	-	-	1	1	-	-	1	-	5	0.26
C32	Larynx	-	-	-	-	-	-	-	-	1	2	-	1	1	1	1	-	-	7	0.36
C33-C34	Lung etc.	-	-	1	-	-	-	3	3	3	7	15	15	12	10	15	14	-	98	5.03
C37-C38	Other Thoracic Organs	-	-	1	-	-	-	-	1	-	2	1	-	-	1	-	2	-	8	0.41
C40-C41	Bone	-	1	-	-	-	2	-	-	-	2	2	2	-	2	3	2	-	16	0.82
C43	Melanoma of Skin	-	-	-	-	-	-	-	-	-	-	-	-	-	-	-	-	-	-	-
C44	Other Skin	-	-	-	-	-	-	-	-	-	-	1	-	-	-	1	1	-	3	0.15
C45	Mesothelioma	-	-	-	-	-	-	-	-	-	-	-	-	-	-	-	-	-	-	-
C46	Kaposi Sarcoma	-	-	-	-	-	-	-	-	-	-	-	-	-	-	-	-	-	-	-
C47+C49	Conn. & Soft Tissue	-	-	1	-	2	-	-	-	1	-	-	3	-	1	1	-	-	9	0.46
C50	Breast	-	-	-	-	-	3	13	25	26	41	60	53	41	42	35	48	-	387	19.87
C51	Vulva	-	-	-	-	-	-	-	-	-	2	-	1	1	-	-	1	-	5	0.26
C52	Vagina	-	-	-	-	-	-	-	-	-	1	1	-	3	1	1	-	-	7	0.36
C53	Cervix Uteri	-	-	-	-	-	-	4	15	22	34	34	11	35	19	24	27	-	225	11.55
C54	Corpus Uteri	-	-	-	-	-	-	-	-	3	2	1	6	3	7	3	3	-	28	1.44
C55	Uterus Unspecified	-	-	-	-	-	3	-	1	3	4	4	7	6	6	5	7	-	46	2.36
C56	Ovary etc.	-	-	-	-	-	2	1	2	9	17	17	20	20	15	8	12	-	123	6.31
C57	Other Female Genital	-	-	-	-	-	-	-	-	-	-	-	-	-	-	-	-	-	-	-
C58	Placenta	-	-	-	-	-	-	-	-	-	-	-	-	-	-	-	-	-	-	-
C64	Kidney etc.	-	-	-	-	-	-	-	1	1	1	2	5	-	1	3	1	-	15	0.77
C65	Renal Pelvis	-	-	-	-	-	-	-	-	-	-	-	-	-	-	-	-	-	-	-
C66	Ureter	-	-	-	-	-	-	-	-	-	-	-	-	-	-	-	-	-	-	-
C67	Bladder	-	-	-	-	-	-	-	-	-	-	-	2	1	1	2	3	-	9	0.46
C68	Uns. Urinary Organs	-	-	-	-	-	-	-	-	-	-	-	-	-	-	-	-	-	-	-
C69	Eye	1	-	-	-	-	-	-	-	-	-	-	-	-	-	-	-	-	1	0.05
C70-C72	Brain, Nervous System	1	3	1	2	1	-	4	2	3	6	3	9	3	10	3	3	-	54	2.77
C73	Thyroid	-	-	-	-	-	-	-	-	-	1	-	2	6	2	5	4	-	20	1.03
C74	Adrenal Gland	-	-	-	-	-	-	-	-	-	-	-	-	-	1	-	-	-	1	0.05
C81	Hodgkins Disease	-	-	-	-	-	-	-	-	2	-	-	1	3	-	1	-	-	7	0.36
C82-85,C96	NHL	1	-	2	1	1	-	2	1	5	2	2	4	7	10	5	9	-	52	2.67
C88	Malig Imn.Prol D	-	-	-	-	-	-	-	-	-	-	-	-	-	-	-	-	-	-	-
C90	Multiple Myeloma	-	-	-	-	1	-	-	-	3	-	4	1	4	2	1	4	-	20	1.03
C91	Lymphoid Leuk.	1	-	-	1	-	-	1	-	-	-	2	1	3	-	2	-	-	11	0.56
C92-C94	Myeloid Leukaemia	-	1	-	1	4	1	1	3	4	1	5	6	3	3	6	1	-	40	2.05
C95	Leukaemia Uns	-	-	1	-	1	-	2	2	1	-	2	4	-	1	-	1	-	15	0.77
O&U *	Other and Uns	-	-	-	-	1	4	5	1	4	12	15	8	19	18	20	37	2	146	7.49
	All Sites	4	6	7	7	11	23	55	74	115	191	231	243	231	233	217	298	2	1948	100.00

TABLE: BLR-8(a):
Average Annual Age Specific, Crude (CR), Age Adjusted (AAR) (with Standard Error (SE)) and
Truncated (35-64 Yrs) (TR) Mortality Rate per 100,000 population: 2006-2007 - Males
Bangalore

ICD-10	0-4	5-9	10-14	15-19	20-24	25-29	30-34	35-39	40-44	45-49	50-54	55-59	60-64	65-69	70-74	>75	CR	AAR	SE	TR
C00	-	-	-	-	-	-	-	-	-	-	-	-	-	0.9	-	-	-	-	0.03	-
C01-C02	-	-	-	-	0.1	-	0.2	0.5	0.4	1.0	2.8	6.1	5.3	2.7	3.7	9.3	0.8	1.1	0.15	2.3
C03-C06	-	-	-	-	-	-	0.3	0.2	0.4	1.0	0.6	3.5	4.7	5.5	2.5	3.5	0.5	0.8	0.13	1.5
C07-C08	-	-	-	-	-	-	-	-	-	0.2	0.3	0.5	0.6	0.9	1.2	1.2	0.1	0.1	0.06	0.2
C09	-	-	-	-	-	-	0.2	-	0.2	0.5	-	0.5	1.8	1.8	3.7	-	0.2	0.3	0.08	0.4
C10	-	-	-	-	-	-	-	-	-	0.2	1.3	-	1.8	-	3.7	1.2	0.2	0.2	0.07	0.5
C11	-	-	-	-	-	-	-	-	-	-	-	-	2.4	-	2.5	2.3	0.1	0.2	0.07	0.3
C12-C13	-	-	-	-	0.1	-	-	0.3	0.4	1.2	3.1	6.1	7.1	9.1	9.8	10.4	1.0	1.5	0.18	2.6
C14	-	-	-	-	-	-	-	0.2	0.6	0.7	2.5	2.0	3.6	4.6	6.1	13.9	0.7	1.0	0.15	1.4
C15	-	-	-	-	-	-	0.2	0.2	0.6	3.3	7.2	12.2	11.9	21.0	23.3	31.3	2.2	3.3	0.27	5.1
C16	-	-	-	-	-	0.1	0.5	0.7	2.2	3.6	7.8	10.1	13.1	35.5	52.7	41.8	3.0	4.7	0.33	5.5
C17	-	-	-	-	-	-	0.2	-	-	0.2	-	0.5	0.6	0.9	-	1.2	0.1	0.1	0.05	0.2
C18	-	-	-	-	0.1	0.2	0.6	0.5	0.4	0.7	2.2	4.6	8.3	10.0	7.4	16.2	1.1	1.6	0.19	2.3
C19-C20	-	-	-	0.1	0.1	-	-	0.8	0.4	1.4	0.9	2.0	3.6	4.6	3.7	18.6	0.7	1.0	0.15	1.4
C21	-	-	-	-	-	-	0.2	-	-	0.2	0.3	0.5	-	0.9	1.2	2.3	0.1	0.2	0.06	0.2
C22	-	-	-	-	0.1	-	0.3	0.5	0.9	1.4	3.1	6.1	17.2	31.0	24.5	37.1	2.1	3.4	0.28	4.1
C23-C24	-	-	-	-	-	-	-	0.2	1.1	1.0	0.9	1.5	3.6	2.7	2.5	5.8	0.4	0.6	0.12	1.2
C25	-	-	-	-	-	-	-	-	0.4	1.2	5.3	3.0	5.9	14.6	4.9	10.4	1.0	1.5	0.18	2.3
C30-C31	-	-	-	-	-	0.1	0.2	0.2	-	-	-	-	0.6	0.9	-	1.2	0.1	0.1	0.05	0.1
C32	-	-	-	-	-	-	-	0.2	0.4	0.2	0.6	2.5	1.8	7.3	8.6	11.6	0.5	0.9	0.14	0.8
C33-C34	-	-	-	-	-	-	0.2	0.5	1.1	5.3	9.7	16.2	27.3	39.2	46.6	51.1	3.7	5.8	0.36	8.5
C37-C38	-	-	-	-	0.1	-	-	-	0.4	-	0.6	0.5	1.2	1.8	1.2	1.2	0.2	0.2	0.07	0.4
C40-C41	-	-	-	0.1	0.1	0.4	0.2	-	-	0.5	1.6	-	0.6	0.9	3.7	2.3	0.3	0.3	0.08	0.4
C43	-	-	-	-	-	-	-	-	0.2	-	-	-	-	-	-	-	-	-	0.01	-
C44	-	-	-	-	-	-	-	-	-	-	0.6	-	0.6	1.8	2.5	4.6	0.2	0.3	0.08	0.2
C45	-	-	-	-	-	-	-	-	-	-	-	-	-	-	-	-	-	-	-	-
C46	-	-	-	-	-	-	-	-	-	-	-	-	-	-	-	-	-	-	-	-
C47+C49	-	0.2	0.2	-	-	-	0.2	-	-	-	-	1.0	2.4	-	1.2	2.3	0.2	0.2	0.07	0.4
C50	-	-	-	-	-	-	0.2	-	0.2	0.7	0.6	0.5	0.6	-	1.2	2.3	0.2	0.2	0.06	0.4
C60	-	-	-	-	-	-	-	0.3	-	0.2	0.3	0.5	1.2	3.6	2.5	1.2	0.2	0.3	0.08	0.4
C61	-	-	-	-	-	-	-	-	-	0.5	0.9	1.5	4.7	11.8	34.3	56.9	1.5	2.5	0.24	1.1
C62	-	-	-	-	0.1	-	-	-	0.2	0.2	-	1.0	-	-	1.2	1.2	0.1	0.1	0.05	0.2
C63	-	-	-	-	-	-	-	-	-	-	-	-	-	0.9	1.2	-	-	0.1	0.04	-
C64	-	-	-	-	-	-	-	-	0.6	0.5	0.3	2.5	3.0	3.6	6.1	8.1	0.4	0.7	0.13	1.0
C65	-	-	-	-	-	-	-	-	-	-	-	-	-	-	-	1.2	-	-	0.02	-
C66	-	-	-	-	-	-	-	-	-	-	-	-	-	-	1.2	-	-	-	0.02	-
C67	-	-	-	-	-	-	-	-	-	0.2	0.9	2.0	1.8	3.6	11.0	17.4	0.5	0.9	0.14	0.7
C68	-	-	-	-	-	-	-	-	-	-	-	-	-	-	-	-	-	-	-	-
C69	-	-	-	-	-	-	-	-	0.2	-	-	-	-	-	-	-	-	-	0.01	-
C70-C72	-	0.5	0.5	0.1	0.1	0.1	-	0.7	1.3	1.0	2.8	4.1	1.8	5.5	13.5	7.0	0.9	1.3	0.16	1.8
C73	-	-	-	-	-	-	-	0.2	0.4	-	0.6	1.5	0.6	2.7	-	1.2	0.2	0.3	0.07	0.5
C74	0.2	-	-	-	-	-	-	-	-	-	-	-	-	-	-	-	-	-	0.02	-
C81	-	-	-	0.1	-	0.2	0.2	0.3	0.2	-	-	1.0	-	0.9	-	1.2	0.2	0.2	0.05	0.2
C82-85,C96	-	0.2	0.2	0.3	0.2	0.6	-	0.5	1.3	1.4	2.5	3.5	10.1	9.1	13.5	25.5	1.4	2.0	0.21	2.8
C88	-	-	-	-	-	-	-	-	-	-	-	-	-	-	-	-	-	-	-	-
C90	-	-	-	-	-	-	-	0.2	-	-	0.3	-	1.8	7.3	8.6	12.8	0.4	0.7	0.13	0.3
C91	0.7	0.2	0.3	0.1	0.2	0.1	0.2	0.3	-	0.2	-	1.0	0.6	3.6	6.1	3.5	0.4	0.6	0.11	0.3
C92-C94	0.2	-	-	0.1	0.1	0.5	0.5	1.0	0.6	0.7	1.3	2.5	3.6	5.5	9.8	7.0	0.8	1.1	0.15	1.4
C95	-	0.2	0.3	-	0.1	0.2	0.3	-	0.6	-	0.3	0.5	0.6	2.7	2.5	9.3	0.4	0.5	0.10	0.3
O&U *	0.6	-	0.2	-	0.3	0.1	0.6	-	1.5	1.9	5.7	9.1	14.8	19.1	27.0	39.5	2.3	3.5	0.28	4.7
All	1.7	1.2	1.6	1.2	2.0	2.8	4.9	8.4	17.7	31.6	68.4	110.9	171.0	278.7	356.6	475.9	29.2	44.6	1.00	58.6

TABLE: BLR-8(b):
Average Annual Age Specific, Crude (CR), Age Adjusted (AAR) (with Standard Error (SE)) and
Truncated (35-64 Yrs) (TR) Mortality Rate per 100,000 population: 2006-2007 - Females
Bangalore

ICD-10	0-4	5-9	10-14	15-19	20-24	25-29	30-34	35-39	40-44	45-49	50-54	55-59	60-64	65-69	70-74	>75	CR	AAR	SE	TR
C00	-	-	-	-	-	-	0.2	-	-	-	0.4	-	-	-	1.2	-	-	0.1	0.03	0.1
C01-C02	-	-	-	-	-	-	0.2	0.2	-	-	-	0.6	0.6	0.9	2.5	1.1	0.1	0.2	0.06	0.2
C03-C06	-	-	-	-	-	0.1	0.5	0.5	0.8	4.1	2.6	4.5	5.8	10.4	11.2	19.6	1.3	1.8	0.20	2.8
C07-C08	-	-	-	-	-	-	-	-	-	-	-	-	-	0.9	-	3.3	0.1	0.1	0.05	-
C09	-	-	-	-	-	-	-	-	-	-	-	-	-	-	-	-	-	-	-	-
C10	-	-	-	-	-	-	-	-	-	-	-	-	-	-	1.2	1.1	-	-	0.03	-
C11	-	-	-	-	-	-	-	-	0.3	0.3	-	0.6	-	-	-	1.1	0.1	0.1	0.04	0.2
C12-C13	-	-	-	-	-	0.1	-	0.4	-	0.3	0.4	1.7	0.6	0.9	-	-	0.2	0.2	0.06	0.5
C14	-	-	-	-	-	-	0.2	-	0.3	-	0.4	0.6	1.3	2.6	2.5	5.4	0.2	0.4	0.09	0.3
C15	-	-	-	-	-	0.1	0.4	0.2	0.5	2.5	4.1	8.5	4.5	14.8	21.1	25.0	1.6	2.3	0.23	3.0
C16	-	-	-	-	-	0.3	0.4	0.5	1.8	3.3	5.2	15.3	4.5	13.9	16.1	15.2	1.8	2.5	0.23	4.5
C17	-	-	-	-	-	0.1	-	-	-	-	0.4	-	-	-	1.2	-	-	0.1	0.03	0.1
C18	-	-	-	-	-	-	0.7	-	0.5	0.5	2.2	2.8	6.4	4.4	13.7	17.4	0.9	1.3	0.17	1.8
C19-C20	-	-	-	0.2	-	-	-	0.5	1.3	1.1	2.2	4.5	2.6	6.1	3.7	6.5	0.7	1.0	0.15	1.8
C21	-	-	-	-	-	-	0.2	-	-	-	-	-	-	0.9	-	1.1	-	0.1	0.04	-
C22	-	-	-	0.2	-	0.3	-	0.4	0.3	0.5	3.7	2.3	4.5	5.2	8.7	13.0	0.8	1.2	0.16	1.7
C23-C24	-	-	-	-	-	-	0.4	-	-	1.1	0.4	2.3	4.5	3.5	3.7	5.4	0.5	0.7	0.12	1.1
C25	-	-	-	-	-	-	0.4	0.4	0.3	1.1	0.4	1.7	2.6	4.4	2.5	12.0	0.5	0.7	0.13	0.9
C30-C31	-	0.2	-	-	-	-	-	-	0.3	-	-	0.6	0.6	-	-	1.1	0.1	0.1	0.05	0.2
C32	-	-	-	-	-	-	-	-	0.3	0.5	-	0.6	0.6	0.9	1.2	-	0.1	0.1	0.06	0.3
C33-C34	-	-	0.2	-	-	-	0.5	0.5	0.8	1.9	5.6	8.5	7.7	8.7	18.6	15.2	1.5	2.1	0.22	3.6
C37-C38	-	-	0.2	-	-	-	-	0.2	-	0.5	0.4	-	-	0.9	-	2.2	0.1	0.1	0.05	0.2
C40-C41	-	0.2	-	-	-	0.3	-	-	-	0.5	0.7	1.1	-	1.7	3.7	2.2	0.2	0.3	0.08	0.4
C43	-	-	-	-	-	-	-	-	-	-	-	-	-	-	-	-	-	-	-	-
C44	-	-	-	-	-	-	-	-	-	-	0.4	-	-	-	1.2	1.1	-	0.1	0.04	0.1
C45	-	-	-	-	-	-	-	-	-	-	-	-	-	-	-	-	-	-	-	-
C46	-	-	-	-	-	-	-	-	-	-	-	-	-	-	-	-	-	-	-	-
C47+C49	-	-	0.2	-	0.3	-	-	-	0.3	-	-	1.7	-	0.9	1.2	-	0.1	0.2	0.06	0.3
C50	-	-	-	-	-	0.4	2.4	4.5	6.7	11.3	22.5	30.1	26.4	36.6	43.4	52.2	5.9	7.9	0.41	15.3
C51	-	-	-	-	-	-	-	-	-	0.5	-	0.6	0.6	-	-	1.1	0.1	0.1	0.05	0.3
C52	-	-	-	-	-	-	-	-	-	0.3	0.4	-	1.9	0.9	1.2	-	0.1	0.2	0.06	0.4
C53	-	-	-	-	-	-	0.7	2.7	5.7	9.3	12.7	6.2	22.6	16.5	29.8	29.3	3.4	4.6	0.31	9.2
C54	-	-	-	-	-	-	-	-	0.8	0.5	0.4	3.4	1.9	6.1	3.7	3.3	0.4	0.6	0.12	1.0
C55	-	-	-	-	-	0.4	-	0.2	0.8	1.1	1.5	4.0	3.9	5.2	6.2	7.6	0.7	1.0	0.15	1.6
C56	-	-	-	-	-	0.3	0.2	0.4	2.3	4.7	6.4	11.4	12.9	13.1	9.9	13.0	1.9	2.6	0.24	5.6
C57	-	-	-	-	-	-	-	-	-	-	-	-	-	-	-	-	-	-	-	-
C58	-	-	-	-	-	-	-	-	-	-	-	-	-	-	-	-	-	-	-	-
C64	-	-	-	-	-	-	-	0.2	0.3	0.3	0.7	2.8	-	0.9	3.7	1.1	0.2	0.3	0.08	0.6
C65	-	-	-	-	-	-	-	-	-	-	-	-	-	-	-	-	-	-	-	-
C66	-	-	-	-	-	-	-	-	-	-	-	-	-	-	-	-	-	-	-	-
C67	-	-	-	-	-	-	-	-	-	-	-	1.1	0.6	0.9	2.5	3.3	0.1	0.2	0.07	0.2
C68	-	-	-	-	-	-	-	-	-	-	-	-	-	-	-	-	-	-	-	-
C69	0.2	-	-	-	-	-	-	-	-	-	-	-	-	-	-	-	-	-	0.02	-
C70-C72	0.2	0.6	0.2	0.3	0.1	-	0.7	0.4	0.8	1.6	1.1	5.1	1.9	8.7	3.7	3.3	0.8	1.1	0.15	1.6
C73	-	-	-	-	-	-	-	-	-	0.3	-	1.1	3.9	1.7	6.2	4.3	0.3	0.5	0.11	0.7
C74	-	-	-	-	-	-	-	-	-	-	-	-	-	0.9	-	-	-	-	0.03	-
C81	-	-	-	-	-	-	-	-	0.5	-	-	0.6	1.9	-	1.2	-	0.1	0.2	0.06	0.4
C82-85,C96	0.2	-	0.3	0.2	0.1	-	0.4	0.2	1.3	0.5	0.7	2.3	4.5	8.7	6.2	9.8	0.8	1.1	0.16	1.4
C88	-	-	-	-	-	-	-	-	-	-	-	-	-	-	-	-	-	-	-	-
C90	-	-	-	-	0.1	-	-	-	0.8	-	1.5	0.6	2.6	1.7	1.2	4.3	0.3	0.4	0.10	0.8
C91	0.2	-	-	0.2	-	-	0.2	-	-	-	0.7	0.6	1.9	-	2.5	-	0.2	0.2	0.07	0.4
C92-C94	-	0.2	-	0.2	0.5	0.1	0.2	0.5	1.0	0.3	1.9	3.4	1.9	2.6	7.4	1.1	0.6	0.8	0.13	1.3
C95	-	-	0.2	-	0.1	-	0.4	0.4	0.3	-	0.7	2.3	-	0.9	-	1.1	0.2	0.3	0.07	0.5
O&U*	-	-	-	-	0.1	0.5	0.9	0.2	1.0	3.3	5.6	4.5	12.2	15.7	24.8	40.2	2.2	3.1	0.26	3.9
All	0.8	1.1	1.2	1.1	1.4	3.0	10.0	13.2	29.6	52.5	86.5	137.9	148.9	202.8	269.3	323.8	29.7	40.9	0.95	69.4

TABLE: BLR-9(a): Cumulative Rate (Cu.Rate%) & Cumulative Risk (Cu.Risk) of individual sites (ICD-10) based on age specific rates (from 0-64 years and from 0-74 Years) : 2006-2007 - Males Bangalore

ICD-10	Site	0 - 64 Years		0 - 74 Years	
		Cu. Rate %	Cu. Risk	Cu. Rate%	Cu. Risk
C00	Lip	0.00	0.00	0.01	0.01
C01-C02	Tongue	0.33	0.33	0.50	0.50
C03-C06	Mouth	0.24	0.24	0.40	0.40
C07-C08	Salivary Gland	0.03	0.03	0.05	0.05
C09	Tonsil	0.06	0.06	0.14	0.14
C10	Oth. Oropharynx	0.08	0.08	0.15	0.15
C11	Nasopharynx	0.01	0.01	0.04	0.04
C12-C13	Hypopharynx	0.33	0.33	0.65	0.65
C14	Pharynx Unspecified	0.06	0.06	0.14	0.14
C15	Oesophagus	0.41	0.41	1.06	1.06
C16	Stomach	0.50	0.50	1.22	1.23
C17	Small Intestine	0.03	0.03	0.06	0.06
C18	Colon	0.27	0.27	0.52	0.52
C19-C20	Rectum	0.24	0.24	0.49	0.49
C21	Anus & Anal Canal	0.02	0.02	0.06	0.06
C22	Liver	0.19	0.19	0.55	0.55
C23-C24	Gallbladder etc.	0.09	0.09	0.14	0.14
C25	Pancreas	0.11	0.11	0.24	0.24
C30-C31	Nose, Sinuses etc.	0.05	0.05	0.07	0.07
C32	Larynx	0.21	0.21	0.48	0.48
C33-C34	Lung etc.	0.56	0.56	1.39	1.40
C37-C38	Other Thoracic Organs	0.02	0.02	0.07	0.07
C40-C41	Bone	0.06	0.06	0.11	0.11
C43	Melanoma of Skin	0.00	0.00	0.02	0.02
C44	Other Skin	0.07	0.07	0.14	0.14
C45	Mesothelioma	0.00	0.00	0.00	0.00
C46	Kaposi Sarcoma	0.00	0.00	0.00	0.00
C47 + C49	Conn. & Soft Tissue	0.07	0.07	0.12	0.12
C50	Breast	0.08	0.08	0.13	0.13
C60	Penis	0.07	0.07	0.15	0.15
C61	Prostate	0.18	0.18	1.05	1.06
C62	Testis	0.04	0.04	0.05	0.05
C63	Other Male Genital	0.00	0.00	0.00	0.00
C64	Kidney, etc.	0.10	0.10	0.22	0.22
C65	Renal Pelvis	0.00	0.00	0.01	0.01
C66	Ureter	0.00	0.00	0.01	0.01
C67	Bladder	0.13	0.13	0.41	0.41
C68	Uns. Urinary Organs	0.00	0.00	0.00	0.00
C69	Eye	0.01	0.01	0.01	0.01
C70-C72	Brain, Nervous System	0.28	0.28	0.41	0.41
C73	Thyroid	0.09	0.09	0.14	0.14
C74	Adrenal Gland	0.00	0.00	0.00	0.00
C81	Hodgkins Disease	0.08	0.08	0.09	0.09
C82-85, C96	NHL	0.34	0.34	0.60	0.60
C88	Malig Immn. Prol D	0.00	0.00	0.00	0.00
C90	Multiple Myeloma	0.06	0.06	0.21	0.21
C91	Lymphoid Leuk.	0.07	0.07	0.15	0.15
C92-C94	Myeloid Leukaemia	0.13	0.13	0.21	0.21
C95	Leukaemia Uns	0.03	0.03	0.07	0.07
O&U *	Other and Uns	0.41	0.41	0.85	0.85
	All Sites	6.20	6.01	13.63	12.74

TABLE: BLR-9(b): Cumulative Rate (Cu.Rate%) & Cumulative Risk (Cu.Risk) of individual sites (ICD-10) based on age specific rates (from 0-64 years and from 0-74 years) : 2006-2007 - Females Bangalore

ICD-10	Site	0 - 64 Years		0 - 74 Years	
		Cu. Rate %	Cu. Risk	Cu. Rate%	Cu. Risk
C00	Lip	0.01	0.01	0.02	0.02
C01-C02	Tongue	0.08	0.08	0.15	0.15
C03-C06	Mouth	0.43	0.43	0.76	0.76
C07-C08	Salivary Gland	0.02	0.02	0.04	0.04
C09	Tonsil	0.02	0.02	0.03	0.03
C10	Oth. Oropharynx	0.01	0.01	0.02	0.02
C11	Nasopharynx	0.01	0.01	0.02	0.02
C12-C13	Hypopharynx	0.10	0.10	0.13	0.13
C14	Pharynx Unspecified	0.03	0.03	0.06	0.06
C15	Oesophagus	0.39	0.39	0.80	0.80
C16	Stomach	0.37	0.37	0.67	0.67
C17	Small Intestine	0.02	0.02	0.03	0.03
C18	Colon	0.26	0.26	0.46	0.46
C19-C20	Rectum	0.21	0.21	0.40	0.40
C21	Anus & Anal Canal	0.02	0.02	0.02	0.02
C22	Liver	0.09	0.09	0.19	0.19
C23-C24	Gallbladder etc.	0.10	0.10	0.18	0.18
C25	Pancreas	0.08	0.08	0.14	0.14
C30-C31	Nose, Sinuses etc.	0.03	0.03	0.04	0.04
C32	Larynx	0.03	0.03	0.06	0.06
C33-C34	Lung etc.	0.26	0.26	0.49	0.49
C37-C38	Other Thoracic Organs	0.03	0.03	0.07	0.07
C40-C41	Bone	0.05	0.05	0.07	0.07
C43	Melanoma of Skin	0.01	0.01	0.01	0.01
C44	Other Skin	0.07	0.07	0.15	0.15
C45	Mesothelioma	0.00	0.00	0.00	0.00
C46	Kaposi Sarcoma	0.00	0.00	0.00	0.00
C47+C49	Conn. & Soft Tissue	0.06	0.06	0.09	0.09
C50	Breast	2.89	2.85	4.02	4.10
C51	Vulva	0.04	0.04	0.11	0.11
C52	Vagina	0.06	0.06	0.10	0.10
C53	Cervix Uteri	1.59	1.58	2.41	2.44
C54	Corpus Uteri	0.46	0.46	0.73	0.73
C55	Uterus Unspecified	0.07	0.07	0.10	0.10
C56	Ovary etc.	0.58	0.58	0.89	0.89
C57	Other Female Genital	0.00	0.00	0.00	0.00
C58	Placenta	0.00	0.00	0.00	0.00
C64	Kidney etc.	0.08	0.08	0.14	0.15
C65	Renal Pelvis	0.00	0.00	0.00	0.00
C66	Ureter	0.00	0.00	0.00	0.00
C67	Bladder	0.06	0.06	0.12	0.12
C68	Uns.Urinary Organs	0.00	0.00	0.00	0.00
C69	Eye	0.01	0.01	0.01	0.01
C70-C72	Brain, Nervous System	0.19	0.19	0.29	0.29
C73	Thyroid	0.30	0.30	0.40	0.40
C74	Adrenal Gland	0.00	0.00	0.01	0.01
C81	Hodgkins Disease	0.03	0.03	0.05	0.05
C82-85,C96	NHL	0.23	0.23	0.35	0.36
C88	Malign.Imm.Prol D	0.00	0.00	0.00	0.00
C90	Multiple Myeloma	0.11	0.11	0.18	0.18
C91	Lymphoid Leuk.	0.06	0.06	0.08	0.08
C92-C94	Myeloid Leukaemia	0.13	0.13	0.20	0.20
C95	Leukaemia Uns	0.04	0.04	0.06	0.06
O&U *	Other and Uns	0.31	0.31	0.61	0.61
	All Sites	10.02	9.54	16.09	14.86

POPULATION BASED RURAL CANCER REGISTRY, BARSHI (BARSHI, PARANDA & BHUM)

Nargis Dutt Memorial Cancer Hospital, Barshi

Dr R.A. Badwe, Principal Investigator

Dr B.M. Nene, Co-Principal Investigator

The rural cancer registry: Barshi, Paranda & Bhumi, which was set up in 1987 is the first rural cancer registry in the country and is situated in the campus of Nargis Dutt Memorial Cancer Hospital (NDMCH). The registry covers a population of about 0.5 million in 346 villages spread over 3713 km². The village is the basic administrative unit in rural areas. The registry area is situated between latitudes 17.1° and 18.4° N and longitudes 76° and 76.4° E. Most of the population is Hindu (96%), Muslims form 3% and other religious groups 1%. Diagnosis and treatment facilities within the area itself are almost non-existent. The villagers seek care from various centres situated even as far as 400 kms. The registry is jointly funded by the Tata Memorial Centre, Mumbai and the NCRP of the Indian Council of Medical Research. The diagnostic and treatment facilities are provided by NDMCH with support from Tata Memorial Hospital Mumbai.

The usual method of cancer registration was modified to overcome deficiencies in diagnostic services in the rural setting. Trained field investigators visit the villages regularly and interact with the rural community to identify and motivate likely cancer cases to visit NDMCH for early diagnosis and treatment. Data on cancer cases from the area were also collected from various hospitals and histo-pathological laboratories (situated far and wide), which serve the population. However 60% of cases, are registered from NDMCH which are those referred by the field investigators.

As we have been interacting with the registry population for more than two decades, the cancer awareness has increased and now the literacy rates have also improved. We have expanded the registry area to cover Osmanabad and Beed districts, by following atlas methodology and collection of data started from 2007.

Information on deaths is collected from village death records and also directly from the local community (during village visits). As deaths are not generally medically certified, relatives of all deceased are contacted to collect relevant information to assist in 'follow back' to the medical records in the treating hospital or physician to identify proven cancer cases.

Registry Staff

Mrs Kasturi Jayant	: Honorary Consultant	Mr S.R. Mathapati	: Record Clerk
Mr M.K. Chauhan	: Chief Co-ordinator	Mr N.P. Gaikawad	: Field Investigator
Mr B.S. Shukla	: Administrator	Mr D.R. Pise	: Field Investigator
Mr N.S. Panse	: Registry Manager	Mr T.S. Dudhankar	: Field Investigator
Mr S.J. Hingmire	: Statistician	Mr B.D. Honmane	: Field Investigator
Dr F.Y. Khan	: Medical Record Supervisor	Mr N.D. Padwal	: Field Investigator

Figure BRS-1
Population Pyramid showing Age Distribution: 2006-2008
Barshi Rural

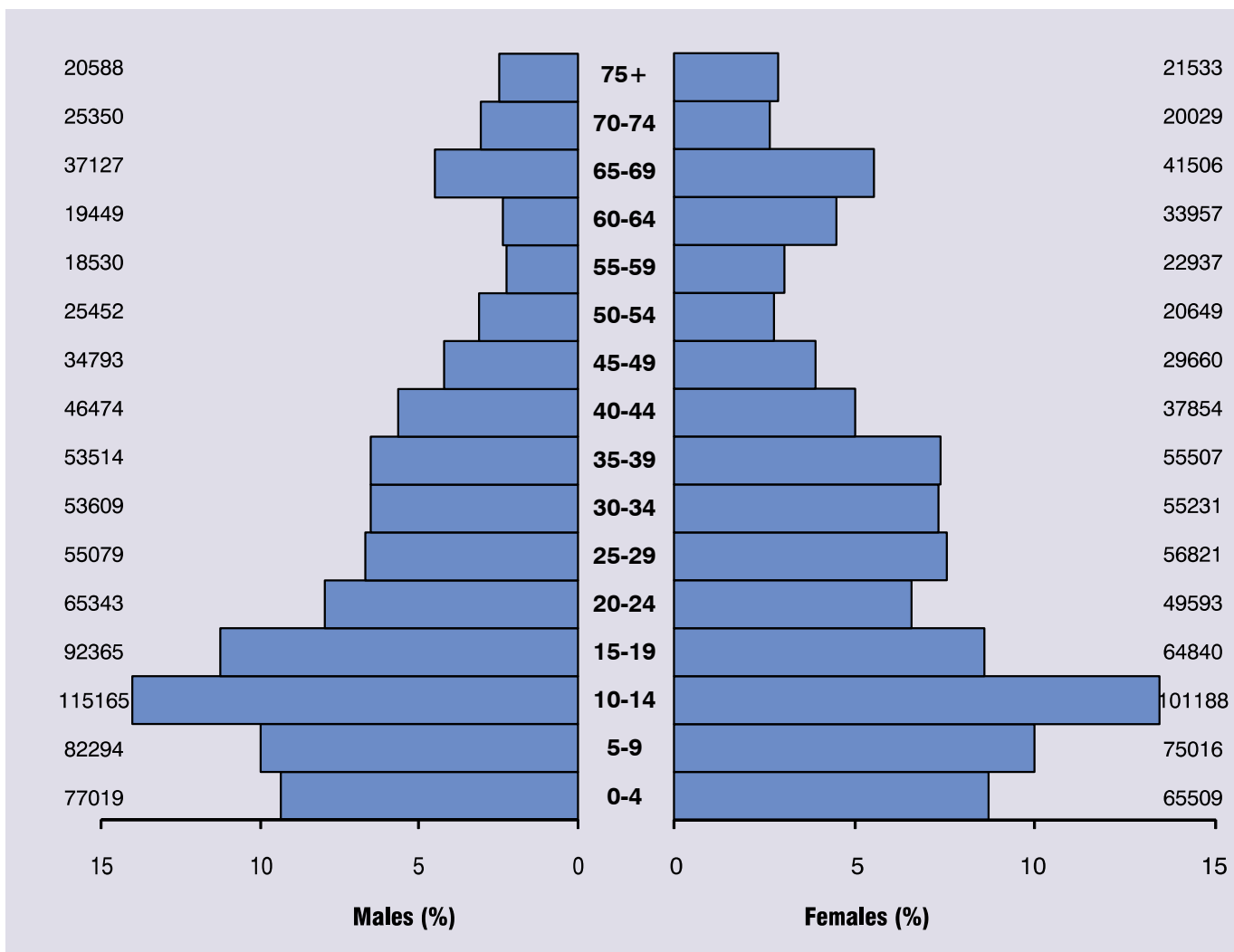


TABLE BRS-1
Population by Five Year Age Group and Gender: 2006-2008
Number and Relative Proportion (%)
Barshi Rural

Age Group	Males		Females	
	Number	%	Number	%
0-4	77019	9.4	65509	8.7
5-9	82294	10.0	75016	10.0
10-14	115165	14.0	101188	13.5
15-19	92365	11.2	64840	8.6
20-24	65343	7.9	49593	6.6
25-29	55079	6.7	56821	7.6
30-34	53609	6.5	55231	7.3
35-39	53514	6.5	55507	7.4
40-44	46474	5.7	37854	5.0
45-49	34793	4.2	29660	3.9
50-54	25452	3.1	20649	2.7
55-59	18530	2.3	22937	3.1
60-64	19449	2.4	33957	4.5
65-69	37127	4.5	41506	5.5
70-74	25350	3.1	20029	2.7
75+	20588	2.5	21533	2.9
Total	822156	100.0	751829	100.0

TABLE BRS-2
Main Sources of Registration of Incident Cases of Cancer: 2006-2008
Barshi Rural

Name of the Institution	Number	%
Barshi Cancer Hospital	431	55.0
Dr. A.S. Kothari Hospital	60	7.7
Dr. Patil Pathology Lab	56	7.2
Jagdale Mama Hospital	54	6.9
Camp	50	6.4
Home Visits Live Cases	33	4.2
College	14	1.8
Pune	10	1.3
Clinic	8	1.0
Hiremath Hospital	6	0.8
Others	61	7.8
Total	783	100.0

1. *Institutions listed have registered at least one percent of all cases in the registry for the combined years 2007-2008.*
2. *The numbers and proportion listed are the minimum number of cases. Institutions could have registered/ reported more cases, since duplicate registrations and non-resident/registry cases are not included.*

**TABLE BRS-3(a): Number of Incident Cancers by Five Year Age Group and Site (ICD-10):
2006-2008 – Males**

%= Relative Proportion of Cancers of All Sites.

Barshi Rural

ICD-10	Site	0-4	5-9	10-14	15-19	20-24	25-29	30-34	35-39	40-44	45-49	50-54	55-59	60-64	65-69	70-74	75+	Unkn	Total	%
C00	Lip	-	-	-	-	-	-	-	-	-	-	-	1	1	-	-	-	-	2	0.51
C01-C02	Tongue	-	-	-	-	-	-	1	1	-	-	1	-	2	1	1	1	-	8	2.06
C03-C06	Mouth	-	-	-	-	-	1	1	-	6	1	2	1	2	2	4	1	-	21	5.40
C07-C08	Salivary Gland	-	1	-	-	-	-	-	1	-	-	-	1	-	-	-	1	-	4	1.03
C09	Tonsil	-	-	-	-	-	-	-	-	-	-	-	1	1	-	1	-	-	3	0.77
C10	Oth. Oropharynx	-	-	-	-	-	-	-	-	-	-	-	-	-	-	-	1	-	1	0.26
C11	Nasopharynx	-	-	-	1	-	-	-	-	-	-	-	-	-	-	-	-	-	1	0.26
C12-C13	Hypopharynx	-	-	-	-	-	-	-	-	1	-	1	1	1	5	4	3	-	16	4.11
C14	Pharynx Unspecified	-	-	-	-	-	-	-	-	-	-	-	-	-	-	2	1	-	3	0.77
C15	Oesophagus	-	-	-	-	-	-	1	-	-	3	3	2	2	8	4	4	-	27	6.94
C16	Stomach	-	-	-	-	-	-	-	1	1	2	-	1	4	2	3	1	-	15	3.86
C17	Small Intestine	-	-	-	-	-	-	-	-	-	-	-	-	1	-	-	-	-	1	0.26
C18	Colon	-	-	-	-	1	-	-	-	-	3	1	1	2	-	2	2	-	12	3.08
C19-C20	Rectum	-	-	-	-	-	-	-	1	-	1	-	1	4	2	-	2	-	11	2.83
C21	Anus & Anal Canal	-	-	-	-	-	-	-	-	-	-	-	-	1	1	-	1	-	3	0.77
C22	Liver	1	-	1	-	-	-	-	-	-	4	2	6	7	2	3	3	-	29	7.46
C23-C24	Gallbladder etc.	-	-	-	-	-	-	-	-	1	-	-	-	1	1	1	-	-	4	1.03
C25	Pancreas	-	-	-	-	-	-	-	-	-	1	-	1	1	-	-	2	-	5	1.29
C30-C31	Nose, Sinuses etc.	-	-	-	-	-	-	-	-	-	-	-	-	-	-	-	-	-	-	-
C32	Larynx	-	-	-	-	-	-	-	-	-	1	3	1	-	4	5	5	-	19	4.88
C33-C34	Lung etc.	-	-	-	1	-	-	-	-	3	-	2	2	3	6	3	-	-	20	5.14
C37-C38	Other Thoracic Organs	-	-	-	-	-	-	-	1	-	-	-	-	-	-	-	-	-	1	0.26
C40-C41	Bone	-	3	1	3	-	-	-	-	-	1	1	-	-	1	-	-	-	10	2.57
C43	Melanoma of Skin	-	-	-	-	-	-	-	-	-	-	-	-	-	-	-	-	-	-	-
C44	Other Skin	-	-	-	-	-	1	-	1	-	-	-	-	-	2	1	4	-	9	2.31
C45	Mesothelioma	-	-	-	-	-	-	-	-	-	-	-	-	-	-	-	-	-	-	-
C46	Kaposi Sarcoma	-	-	-	-	-	-	-	-	-	-	-	-	-	-	-	-	-	-	-
C47+C49	Conn. & Soft Tissue	-	-	-	-	2	1	-	-	-	-	-	-	-	-	-	-	-	3	0.77
C50	Breast	-	-	-	-	-	-	-	-	-	-	-	-	-	-	1	-	-	1	0.26
C60	Penis	-	-	-	-	-	-	-	-	-	-	3	2	4	2	4	3	-	18	4.63
C61	Prostate	-	-	-	-	-	-	-	-	-	-	-	1	3	3	7	7	-	21	5.40
C62	Testis	-	-	-	-	-	-	2	-	1	1	-	-	-	-	1	-	-	5	1.29
C63	Other Male Genital	-	-	-	-	-	-	-	-	-	-	-	-	-	-	-	-	-	-	-
C64	Kidney etc.	1	1	-	-	-	-	-	1	-	-	1	-	-	1	-	3	-	8	2.06
C65	Renal Pelvis	-	-	-	-	-	-	-	-	-	-	-	-	-	-	-	-	-	-	-
C66	Ureter	-	-	-	-	-	-	-	-	-	-	-	-	-	-	-	-	-	-	-
C67	Bladder	-	-	-	-	-	-	1	-	1	-	-	1	1	2	-	1	-	7	1.80
C68	Uns.Urinary Organs	-	-	-	-	-	-	-	-	-	-	-	-	-	-	-	-	-	-	-
C69	Eye	-	-	-	-	-	-	-	1	-	-	-	-	-	1	-	1	-	3	0.77
C70-C72	Brain, Nervous System	-	-	1	1	-	-	-	2	-	1	1	-	1	1	-	1	-	9	2.31
C73	Thyroid	-	-	-	-	-	-	-	-	-	-	-	-	1	-	-	1	-	2	0.51
C74	Adrenal Gland	-	-	-	-	-	-	-	-	-	-	-	-	-	-	-	-	-	-	-
C81	Hodgkins Disease	-	3	1	2	1	-	-	-	1	-	-	-	-	-	-	-	-	8	2.06
C82-85,C96	NHL	1	-	-	1	2	1	-	2	1	-	2	-	-	1	1	1	-	13	3.34
C88	Malig Imn.Prol D	-	-	-	-	-	-	-	-	-	-	-	-	-	-	-	-	-	-	-
C90	Multiple Myeloma	-	-	-	-	-	-	-	-	-	1	-	-	-	-	1	-	-	2	0.51
C91	Lymphoid Leuk.	2	5	2	1	-	-	-	1	-	-	-	-	1	1	-	-	-	13	3.34
C92-C94	Myeloid Leukaemia	-	-	-	2	-	1	-	-	2	-	2	-	2	-	-	-	-	9	2.31
C95	Leukaemia Uns	-	1	-	1	-	-	-	-	-	-	1	-	-	-	-	-	-	3	0.77
O&U	Other and Uns	-	-	-	1	-	1	-	2	1	4	2	5	7	5	8	3	-	39	10.03
	All Sites	5	14	6	14	6	6	6	15	19	24	28	29	53	54	57	53	-	389	100.0

* O&U includes the Sites (ICD-10: C26, C39, C48, C75, C76, C77, C78, C79, C80, C97)

**TABLE BRS-3 (b): Number of Incident Cancers by Five Year Age Group and Site (ICD-10):
2006-2008 – Females**

% = Relative Proportion of Cancers of All Sites

Barshi Rural

ICD-10	Site	0-4	5-9	10-14	15-19	20-24	25-29	30-34	35-39	40-44	45-49	50-54	55-59	60-64	65-69	70-74	75+	Unkn	Total	%
C00	Lip	-	-	-	-	-	-	-	-	-	-	-	-	-	-	-	-	-	-	-
C01-C02	Tongue	-	-	-	-	-	-	-	-	-	-	-	-	1	-	-	-	-	1	0.25
C03-C06	Mouth	-	-	-	-	-	-	-	-	-	-	-	2	3	4	-	-	-	9	2.28
C07-C08	Salivary Gland	-	-	-	-	-	-	-	-	-	-	-	-	-	-	-	-	-	-	-
C09	Tonsil	-	-	-	-	-	-	-	-	-	-	-	-	-	-	-	-	-	-	-
C10	Oth. Oropharynx	-	-	-	-	-	-	-	-	-	-	-	-	-	-	-	-	-	-	-
C11	Nasopharynx	-	-	-	1	-	-	-	-	-	-	-	-	-	-	-	-	-	1	0.25
C12-C13	Hypopharynx	-	-	-	-	-	-	1	-	-	-	-	-	-	-	-	-	-	1	0.25
C14	Pharynx Unspecified	-	-	-	-	-	-	-	-	-	-	-	-	-	-	-	-	-	-	-
C15	Oesophagus	-	-	-	-	-	-	-	3	1	-	2	5	5	1	1	-	-	18	4.57
C16	Stomach	-	-	-	-	-	-	-	2	2	-	3	3	2	3	3	-	-	18	4.57
C17	Small Intestine	-	-	-	-	-	-	-	-	-	-	-	-	-	-	-	-	-	-	-
C18	Colon	-	-	-	-	-	-	-	-	1	-	1	1	-	2	-	-	-	5	1.27
C19-C20	Rectum	-	-	-	-	1	1	-	-	1	2	-	-	-	-	1	-	-	6	1.52
C21	Anus & Anal Canal	-	-	-	-	-	-	-	-	-	-	-	-	-	-	-	-	-	-	-
C22	Liver	-	-	-	-	-	-	-	-	-	-	2	1	1	-	1	-	-	5	1.27
C23-C24	Gallbladder etc.	-	-	-	-	-	-	-	1	1	-	1	1	1	-	-	-	-	5	1.27
C25	Pancreas	-	-	-	-	-	-	-	-	-	-	-	-	-	-	1	-	-	1	0.25
C30-C31	Nose, Sinuses etc.	-	-	-	-	-	-	-	-	-	-	-	-	-	-	-	-	-	-	-
C32	Larynx	-	-	-	-	-	-	-	1	-	-	-	-	-	-	-	-	-	1	0.25
C33-C34	Lung etc.	-	-	-	-	-	-	1	-	-	1	3	2	4	3	2	1	-	17	4.31
C37-C38	Other Thoracic Organs	-	-	-	-	-	-	-	-	-	2	-	1	-	-	2	-	-	5	1.27
C40-C41	Bone	-	-	1	1	-	-	-	-	-	-	-	-	1	-	1	-	-	4	1.02
C43	Melanoma of Skin	-	-	-	-	-	-	-	-	-	-	-	-	-	-	-	-	-	-	-
C44	Other Skin	-	-	-	-	-	-	1	1	1	-	1	-	2	3	1	1	-	11	2.79
C45	Mesothelioma	-	-	-	-	-	-	-	-	-	-	-	-	-	-	-	-	-	-	-
C46	Kaposi Sarcoma	-	-	-	-	-	-	-	-	-	-	-	-	-	-	-	-	-	-	-
C47+ C49	Conn. & Soft Tissue	1	-	-	-	-	-	-	-	-	-	-	-	-	-	-	-	-	1	0.25
C50	Breast	-	-	-	-	-	-	2	3	5	10	10	6	8	11	1	1	-	57	14.47
C51	Vulva	-	-	-	-	-	-	-	-	-	-	-	-	-	-	-	-	-	-	-
C52	Vagina	-	-	-	-	-	-	-	-	-	1	-	-	-	-	1	-	-	2	0.51
C53	Cervix Uteri	-	-	-	-	-	-	3	10	14	14	17	10	29	19	13	2	-	131	33.25
C54	Corpus Uteri	-	-	-	-	-	-	-	-	-	-	1	1	1	-	3	-	-	6	1.52
C55	Uterus Unspecified	-	-	-	-	-	-	-	-	1	-	-	-	1	-	-	-	-	2	0.51
C56	Ovary etc.	-	-	-	-	-	2	-	-	-	1	3	1	1	6	-	-	-	14	3.55
C57	Other Female Genital	-	-	-	-	-	-	-	-	-	-	-	-	-	-	-	-	-	-	-
C58	Placenta	-	-	-	-	-	-	-	-	-	-	-	-	-	-	-	-	-	-	-
C64	Kidney etc.	-	-	-	-	-	-	-	-	-	-	-	-	-	-	-	-	-	-	-
C65	Renal Pelvis	-	-	-	-	-	-	-	-	-	-	-	-	-	-	-	-	-	-	-
C66	Ureter	-	-	-	-	-	-	-	-	-	-	-	-	-	-	-	-	-	-	-
C67	Bladder	-	-	-	-	-	-	-	-	-	-	-	-	-	-	-	-	-	-	-
C68	Uns. Urinary Organs	-	-	-	-	-	-	-	-	-	-	-	-	-	-	-	-	-	-	-
C69	Eye	-	-	-	-	-	-	-	-	2	-	-	-	-	-	-	1	-	3	0.76
C70-C72	Brain, Nervous System	-	2	-	-	-	-	1	1	-	-	-	1	-	-	-	-	-	5	1.27
C73	Thyroid	-	-	-	-	2	1	-	-	1	1	-	1	1	-	-	-	-	7	1.78
C74	Adrenal Gland	-	-	-	-	-	-	-	-	1	-	-	-	-	-	-	-	-	1	0.25
C81	Hodgkins Disease	-	-	-	-	-	-	2	-	-	-	-	-	-	-	-	-	-	2	0.51
C82-C85 C96	NHL	-	1	1	2	-	-	-	-	-	-	-	-	1	1	2	1	-	9	2.28
C88	Malig Imn. Prol D	-	-	-	-	-	-	-	-	-	-	-	-	-	-	-	-	-	-	-
C90	Multiple Myeloma	-	-	-	-	-	-	-	-	-	-	-	1	-	-	1	-	-	2	0.51
C91	Lymphoid Leuk.	-	-	2	-	-	1	-	-	-	1	-	-	1	-	-	-	-	5	1.27
C92-C94	Myeloid Leukaemia	-	-	-	-	-	-	1	2	-	2	-	2	-	2	-	-	-	9	2.28
C95	Leukaemia Uns	-	-	1	-	-	-	-	-	-	-	-	-	-	-	-	-	-	1	0.25
O&U	Other and Uns	-	-	-	-	-	-	-	2	3	3	3	5	5	3	2	3	-	29	7.36
	All Sites	1	3	5	4	3	5	12	21	35	42	41	41	70	59	38	14	-	394	100.0

TABLE BRS-4(a):
Average Annual Age Specific, Crude (CR), Age Adjusted (AAR) (with Standard Error (SE)) and
Truncated (35-64 Yrs) (TR) Incidence Rate per 100,000 population: 2006-2008 - Males
Barshi Rural

ICD-10	0-4	5-9	10-14	15-19	20-24	25-29	30-34	35-39	40-44	45-49	50-54	55-59	60-64	65-69	70-74	>75	CR	AAR	SE	TR	
C00	-	-	-	-	-	-	-	-	-	-	-	5.4	5.1	-	-	-	0.2	0.42	0.30	1.4	
C01-C02	-	-	-	-	-	-	1.9	1.9	-	-	3.9	-	10.3	2.7	3.9	4.9	1.0	1.09	0.41	2.3	
C03-C06	-	-	-	-	-	1.8	1.9	-	12.9	2.9	7.9	5.4	10.3	5.4	15.8	4.9	2.6	2.80	0.65	6.3	
C07-C08	-	1.2	-	-	-	-	-	1.9	-	-	-	5.4	-	-	-	4.9	0.5	0.55	0.29	1.1	
C09	-	-	-	-	-	-	-	-	-	-	-	5.4	5.1	-	3.9	-	0.4	0.50	0.31	1.4	
C10	-	-	-	-	-	-	-	-	-	-	-	-	-	-	-	4.9	0.1	0.10	0.10	-	
C11	-	-	-	1.1	-	-	-	-	-	-	-	-	-	-	-	-	0.1	0.10	0.10	-	
C12-C13	-	-	-	-	-	-	-	-	2.2	-	3.9	5.4	5.1	13.5	15.8	14.6	1.9	1.76	0.48	2.4	
C14	-	-	-	-	-	-	-	-	-	-	-	-	-	-	7.9	4.9	0.4	0.25	0.15	-	
C15	-	-	-	-	-	-	1.9	-	-	8.6	11.8	10.8	10.3	21.5	15.8	19.4	3.3	3.41	0.71	6.3	
C16	-	-	-	-	-	-	-	1.9	2.2	5.7	-	5.4	20.6	5.4	11.8	4.9	1.8	2.12	0.59	5.2	
C17	-	-	-	-	-	-	-	-	-	-	-	-	5.1	-	-	-	0.1	0.21	0.21	0.7	
C18	-	-	-	-	1.5	-	-	-	-	8.6	3.9	5.4	10.3	-	7.9	9.7	1.5	1.82	0.55	4.3	
C19-C20	-	-	-	-	-	-	-	1.9	-	2.9	-	5.4	20.6	5.4	-	9.7	1.3	1.68	0.54	4.3	
C21	-	-	-	-	-	-	-	-	-	-	-	-	5.1	2.7	-	4.9	0.4	0.38	0.24	0.7	
C22	1.3	-	0.9	-	-	-	-	-	-	11.5	7.9	32.4	36.0	5.4	11.8	14.6	3.5	4.74	0.93	12.3	
C23-C24	-	-	-	-	-	-	-	-	2.2	-	-	-	5.1	2.7	3.9	-	0.5	0.49	0.27	1.1	
C25	-	-	-	-	-	-	-	-	-	2.9	-	5.4	5.1	-	-	9.7	0.6	0.79	0.37	1.9	
C30-C31	-	-	-	-	-	-	-	-	-	-	-	-	-	-	-	-	-	-	-	-	
C32	-	-	-	-	-	-	-	-	-	2.9	11.8	5.4	-	10.8	19.7	24.3	2.3	2.18	0.54	3.2	
C33-C34	-	-	-	1.1	-	-	-	-	6.5	-	7.9	10.8	15.4	16.2	11.8	-	2.4	2.65	0.64	5.9	
C37-C38	-	-	-	-	-	-	-	1.9	-	-	-	-	-	-	-	-	0.1	0.11	0.11	0.4	
C40-C41	-	3.6	0.9	3.2	-	-	-	-	-	2.9	3.9	-	-	2.7	-	-	1.2	1.18	0.39	1.2	
C43	-	-	-	-	-	-	-	-	-	-	-	-	-	-	-	-	-	-	-	-	
C44	-	-	-	-	-	1.8	-	1.9	-	-	-	-	-	-	5.4	3.9	19.4	1.1	0.89	0.30	0.4
C45	-	-	-	-	-	-	-	-	-	-	-	-	-	-	-	-	-	-	-	-	
C46	-	-	-	-	-	-	-	-	-	-	-	-	-	-	-	-	-	-	-	-	
C47+C49	-	-	-	-	3.1	1.8	-	-	-	-	-	-	-	-	-	-	0.4	0.39	0.23	-	
C50	-	-	-	-	-	-	-	-	-	-	-	-	-	-	3.9	-	0.1	0.08	0.08	-	
C60	-	-	-	-	-	-	-	-	-	-	11.8	10.8	20.6	5.4	15.8	14.6	2.2	2.61	0.67	5.9	
C61	-	-	-	-	-	-	-	-	-	-	-	5.4	15.4	8.1	27.6	34.0	2.6	2.31	0.55	2.7	
C62	-	-	-	-	-	-	3.7	-	2.2	2.9	-	-	-	-	3.9	-	0.6	0.60	0.28	1.0	
C63	-	-	-	-	-	-	-	-	-	-	-	-	-	-	-	-	-	-	-	-	
C64	1.3	1.2	-	-	-	-	-	1.9	-	-	3.9	-	-	2.7	-	14.6	1.0	0.96	0.35	1.0	
C65	-	-	-	-	-	-	-	-	-	-	-	-	-	-	-	-	-	-	-	-	
C66	-	-	-	-	-	-	-	-	-	-	-	-	-	-	-	-	-	-	-	-	
C67	-	-	-	-	-	-	1.9	-	2.2	-	-	5.4	5.1	5.4	-	4.9	0.9	0.92	0.37	1.8	
C68	-	-	-	-	-	-	-	-	-	-	-	-	-	-	-	-	-	-	-	-	
C69	-	-	-	-	-	-	-	1.9	-	-	-	-	-	2.7	-	4.9	0.4	0.29	0.17	0.4	
C70-C72	-	-	0.9	1.1	-	-	-	3.7	-	2.9	3.9	-	5.1	2.7	-	4.9	1.1	1.15	0.41	2.6	
C73	-	-	-	-	-	-	-	-	-	-	-	-	5.1	-	-	4.9	0.2	0.30	0.23	0.7	
C74	-	-	-	-	-	-	-	-	-	-	-	-	-	-	-	-	-	-	-	-	
C81	-	3.6	0.9	2.2	1.5	-	-	-	2.2	-	-	-	-	-	-	-	1.0	0.89	0.32	0.4	
C82-85,C96	1.3	-	-	1.1	3.1	1.8	-	3.7	2.2	-	7.9	-	-	2.7	3.9	4.9	1.6	1.65	0.48	2.4	
C88	-	-	-	-	-	-	-	-	-	-	-	-	-	-	-	-	-	-	-	-	
C90	-	-	-	-	-	-	-	-	-	2.9	-	-	-	-	3.9	-	0.2	0.25	0.19	0.6	
C91	2.6	6.1	1.7	1.1	-	-	-	1.9	-	-	-	-	5.1	2.7	-	-	1.6	1.57	0.45	1.0	
C92-C94	-	-	-	2.2	-	1.8	-	-	4.3	-	7.9	-	10.3	-	-	-	1.1	1.40	0.48	3.4	
C95	-	1.2	-	1.1	-	-	-	-	-	-	3.9	-	-	-	-	-	0.4	0.42	0.25	0.6	
O&U	-	-	-	1.1	-	1.8	-	3.7	2.2	11.5	7.9	27.0	36.0	13.5	31.6	14.6	4.7	5.52	0.95	12.8	
All	6.5	17.0	5.2	15.2	9.2	10.9	11.2	28.0	40.9	69.0	110.0	156.5	272.5	145.5	224.9	257.5	47.3	51.5	2.81	99.8	

TABLE BRS-4(b):
Average Annual Age Specific, Crude (CR), Age Adjusted (AAR) (with Standard Error (SE)) and
Truncated (35-64 Yrs) (TR) Incidence Rate per 100,000 population: 2006-2008 - Females
Barshi Rural

ICD-10	0-4	5-9	10-14	15-19	20-24	25-29	30-34	35-39	40-44	45-49	50-54	55-59	60-64	65-69	70-74	>75	CR	AAR	SE	TR
C00	-	-	-	-	-	-	-	-	-	-	-	-	-	-	-	-	-	-	-	-
C01-C02	-	-	-	-	-	-	-	-	-	-	-	-	2.9	-	-	-	0.1	0.12	0.12	0.4
C03-C06	-	-	-	-	-	-	-	-	-	-	-	8.7	8.8	9.6	-	-	1.2	0.99	0.35	2.3
C07-C08	-	-	-	-	-	-	-	-	-	-	-	-	-	-	-	-	-	-	-	-
C09	-	-	-	-	-	-	-	-	-	-	-	-	-	-	-	-	-	-	-	-
C10	-	-	-	-	-	-	-	-	-	-	-	-	-	-	-	-	-	-	-	-
C11	-	-	-	1.5	-	-	-	-	-	-	-	-	-	-	-	-	0.1	0.14	0.14	-
C12-C13	-	-	-	-	-	-	1.8	-	-	-	-	-	-	-	-	-	0.1	0.11	0.11	-
C14	-	-	-	-	-	-	-	-	-	-	-	-	-	-	-	-	-	-	-	-
C15	-	-	-	-	-	-	-	-	7.9	3.4	-	8.7	14.7	12.0	5.0	4.6	2.4	2.17	0.54	5.2
C16	-	-	-	-	-	-	-	-	5.3	6.7	-	13.1	8.8	4.8	15.0	13.9	2.4	2.32	0.58	5.2
C17	-	-	-	-	-	-	-	-	-	-	-	-	-	-	-	-	-	-	-	-
C18	-	-	-	-	-	-	-	-	-	3.4	-	4.4	2.9	-	10.0	-	0.7	0.69	0.32	1.6
C19-C20	-	-	-	-	2.0	1.8	-	-	2.6	6.7	-	-	-	-	5.0	-	0.8	0.97	0.40	1.8
C21	-	-	-	-	-	-	-	-	-	-	-	-	-	-	-	-	-	-	-	-
C22	-	-	-	-	-	-	-	-	-	-	9.7	4.4	2.9	-	5.0	-	0.7	0.88	0.41	2.5
C23-C24	-	-	-	-	-	-	-	1.8	2.6	-	4.8	4.4	2.9	-	-	-	0.7	0.80	0.37	2.6
C25	-	-	-	-	-	-	-	-	-	-	-	-	-	-	5.0	-	0.1	0.10	0.10	-
C30-C31	-	-	-	-	-	-	-	-	-	-	-	-	-	-	-	-	-	-	-	-
C32	-	-	-	-	-	-	-	1.8	-	-	-	-	-	-	-	-	0.1	0.11	0.11	0.3
C33-C34	-	-	-	-	-	-	1.8	-	-	3.4	14.5	8.7	11.8	7.2	10.0	4.6	2.3	2.37	0.62	5.6
C37-C38	-	-	-	-	-	-	-	-	-	6.7	-	4.4	-	-	10.0	-	0.7	0.78	0.36	1.9
C40-C41	-	-	1.0	1.5	-	-	-	-	-	-	-	-	2.9	-	5.0	-	0.5	0.45	0.23	0.4
C43	-	-	-	-	-	-	-	-	-	-	-	-	-	-	-	-	-	-	-	-
C44	-	-	-	-	-	-	1.8	1.8	2.6	-	4.8	-	5.9	7.2	5.0	4.6	1.5	1.26	0.41	2.4
C45	-	-	-	-	-	-	-	-	-	-	-	-	-	-	-	-	-	-	-	-
C46	-	-	-	-	-	-	-	-	-	-	-	-	-	-	-	-	-	-	-	-
C47+C49	1.5	-	-	-	-	-	-	-	-	-	-	-	-	-	-	-	0.1	0.18	0.18	-
C50	-	-	-	-	-	-	3.6	5.4	13.2	33.7	48.4	26.2	23.6	26.5	5.0	4.6	7.6	8.76	1.24	24.4
C51	-	-	-	-	-	-	-	-	-	-	-	-	-	-	-	-	-	-	-	-
C52	-	-	-	-	-	-	-	-	-	3.4	-	-	-	-	5.0	-	0.3	0.30	0.23	0.7
C53	-	-	-	-	-	-	5.4	18.0	37.0	47.2	82.3	43.6	85.4	45.8	64.9	9.3	17.4	18.59	1.74	49.7
C54	-	-	-	-	-	-	-	-	-	-	4.8	4.4	2.9	-	15.0	-	0.8	0.83	0.36	1.7
C55	-	-	-	-	-	-	-	-	2.6	-	-	-	2.9	-	-	-	0.3	0.28	0.20	0.9
C56	-	-	-	-	-	3.5	-	-	-	3.4	14.5	4.4	2.9	14.5	-	-	1.9	1.94	0.58	3.9
C57	-	-	-	-	-	-	-	-	-	-	-	-	-	-	-	-	-	-	-	-
C58	-	-	-	-	-	-	-	-	-	-	-	-	-	-	-	-	-	-	-	-
C64	-	-	-	-	-	-	-	-	-	-	-	-	-	-	-	-	-	-	-	-
C65	-	-	-	-	-	-	-	-	-	-	-	-	-	-	-	-	-	-	-	-
C66	-	-	-	-	-	-	-	-	-	-	-	-	-	-	-	-	-	-	-	-
C67	-	-	-	-	-	-	-	-	-	-	-	-	-	-	-	-	-	-	-	-
C68	-	-	-	-	-	-	-	-	-	-	-	-	-	-	-	-	-	-	-	-
C69	-	-	-	-	-	-	-	-	5.3	-	-	-	-	-	-	4.6	0.4	0.41	0.24	1.0
C70-C72	-	2.7	-	-	-	-	1.8	1.8	-	-	-	4.4	-	-	-	-	0.7	0.66	0.30	0.9
C73	-	-	-	-	4.0	1.8	-	-	2.6	3.4	-	4.4	2.9	-	-	-	0.9	1.12	0.43	2.1
C74	-	-	-	-	-	-	-	-	2.6	-	-	-	-	-	-	-	0.1	0.16	0.16	0.5
C81	-	-	-	-	-	-	3.6	-	-	-	-	-	-	-	-	-	0.3	0.22	0.15	-
C82-85,C96	-	1.3	1.0	3.1	-	-	-	-	-	-	-	-	2.9	2.4	10.0	4.6	1.2	0.98	0.33	0.4
C88	-	-	-	-	-	-	-	-	-	-	-	-	-	-	-	-	-	-	-	-
C90	-	-	-	-	-	-	-	-	-	-	-	4.4	-	-	5.0	-	0.3	0.27	0.20	0.6
C91	-	-	2.0	-	-	1.8	-	-	-	3.4	-	-	2.9	-	-	-	0.7	0.64	0.30	1.0
C92-C94	-	-	-	-	-	-	1.8	3.6	-	6.7	-	8.7	-	4.8	-	-	1.2	1.22	0.43	3.1
C95	-	-	1.0	-	-	-	-	-	-	-	-	-	-	-	-	-	0.1	0.09	0.09	-
O&U	-	-	-	-	-	-	-	3.6	7.9	10.1	14.5	21.8	14.7	7.2	10.0	13.9	3.9	4.18	0.82	11.2
All	1.5	4.0	4.9	6.2	6.0	8.8	21.7	37.8	92.5	141.6	198.6	178.8	206.1	142.2	189.7	65.0	52.4	55.1	2.96	134.3

**TABLE BRS-5(a): Number (#) and Proportion (%) of Cancers by Site (ICD-10) and Method of Diagnosis: 2006-2008 - Males
Barshi Rural**

ICD-10 -	Site	Clinical		Microscopic		X-Ray / Imaging		DCO		Others		Unknown		Total	
		#	%	#	%	#	%	#	%	#	%	#	%	#	%
C00	Lip	-	-	2	100.0	-	-	-	-	-	-	-	-	2	100.0
C01-C02	Tongue	1	12.5	7	87.5	-	-	-	-	-	-	-	-	8	100.0
C03-C06	Mouth	1	4.8	19	90.5	-	-	-	-	1	4.8	-	-	21	100.0
C07-C08	Salivary Gland	-	-	4	100.0	-	-	-	-	-	-	-	-	4	100.0
C09	Tonsil	-	-	3	100.0	-	-	-	-	-	-	-	-	3	100.0
C10	Oth. Oropharynx	1	100.0	-	-	-	-	-	-	-	-	-	-	1	100.0
C11	Nasopharynx	-	-	1	100.0	-	-	-	-	-	-	-	-	1	100.0
C12-C13	Hypopharynx	3	18.8	12	75.0	-	-	-	-	1	6.3	-	-	16	100.0
C14	Pharynx Unspecified	-	-	3	100.0	-	-	-	-	-	-	-	-	3	100.0
C15	Oesophagus	1	3.7	19	70.4	2	7.4	1	3.7	4	14.8	-	-	27	100.0
C16	Stomach	-	-	14	93.3	-	-	-	-	1	6.7	-	-	15	100.0
C17	Small Intestine	-	-	1	100.0	-	-	-	-	-	-	-	-	1	100.0
C18	Colon	1	8.3	8	66.7	-	-	-	-	3	25.0	-	-	12	100.0
C19-C20	Rectum	1	9.1	7	63.6	1	9.1	-	-	2	18.2	-	-	11	100.0
C21	Anus & Anal Canal	1	33.3	2	66.7	-	-	-	-	-	-	-	-	3	100.0
C22	Liver	-	-	23	79.3	6	20.7	-	-	-	-	-	-	29	100.0
C23-C24	Gallbladder etc.	-	-	1	25.0	2	50.0	-	-	1	25.0	-	-	4	100.0
C25	Pancreas	-	-	2	40.0	2	40.0	-	-	1	20.0	-	-	5	100.0
C30-C31	Nose, Sinuses etc.	-	-	-	-	-	-	-	-	-	-	-	-	-	-
C32	Larynx	1	5.3	14	73.7	1	5.3	-	-	3	15.8	-	-	19	100.0
C33-C34	Lung etc.	2	10.0	12	60.0	3	15.0	1	5.0	2	10.0	-	-	20	100.0
C37-C38	Other Thoracic Organs	-	-	-	-	1	100.0	-	-	-	-	-	-	1	100.0
C40-C41	Bone	-	-	8	80.0	-	-	-	-	2	20.0	-	-	10	100.0
C43	Melanoma of Skin	-	-	-	-	-	-	-	-	-	-	-	-	-	-
C44	Other Skin	1	11.1	6	66.7	-	-	-	-	2	22.2	-	-	9	100.0
C45	Mesothelioma	-	-	-	-	-	-	-	-	-	-	-	-	-	-
C46	Kaposi Sarcoma	-	-	-	-	-	-	-	-	-	-	-	-	-	-
C47 + C49	Conn. & Soft Tissue	-	-	3	100.0	-	-	-	-	-	-	-	-	3	100.0
C50	Breast	-	-	1	100.0	-	-	-	-	-	-	-	-	1	100.0
C60	Penis	1	5.6	15	83.3	1	5.6	-	-	1	5.6	-	-	18	100.0
C61	Prostate	-	-	16	76.2	1	4.8	1	4.8	3	14.3	-	-	21	100.0
C62	Testis	-	-	5	100.0	-	-	-	-	-	-	-	-	5	100.0
C63	Other Male Genital	-	-	-	-	-	-	-	-	-	-	-	-	-	-
C64	Kidney etc.	-	-	5	62.5	1	12.5	-	-	2	25.0	-	-	8	100.0
C65	Renal Pelvis	-	-	-	-	-	-	-	-	-	-	-	-	-	-
C66	Ureter	-	-	-	-	-	-	-	-	-	-	-	-	-	-
C67	Bladder	1	14.3	6	85.7	-	-	-	-	-	-	-	-	7	100.0
C68	Uns. Urinary Organs	-	-	-	-	-	-	-	-	-	-	-	-	-	-
C69	Eye	1	33.3	2	66.7	-	-	-	-	-	-	-	-	3	100.0
C70-C72	Brain, Nervous System	-	-	5	55.6	1	11.1	-	-	3	33.3	-	-	9	100.0
C73	Thyroid	-	-	1	50.0	1	50.0	-	-	-	-	-	-	2	100.0
C74	Adrenal Gland	-	-	-	-	-	-	-	-	-	-	-	-	-	-
C81	Hodgkins Disease	-	-	8	100.0	-	-	-	-	-	-	-	-	8	100.0
C82-85,C96	NHL	-	-	12	92.3	-	-	-	-	1	7.7	-	-	13	100.0
C88	Malign. Imn. Prol. D	-	-	-	-	-	-	-	-	-	-	-	-	-	-
C90	Multiple Myeloma	-	-	2	100.0	-	-	-	-	-	-	-	-	2	100.0
C91	Lymphoid Leuk.	-	-	13	100.0	-	-	-	-	-	-	-	-	13	100.0
C92-C94	Myeloid Leukaemia	-	-	9	100.0	-	-	-	-	-	-	-	-	9	100.0
C95	Leukaemia Uns	-	-	3	100.0	-	-	-	-	-	-	-	-	3	100.0
O&U	Other and Uns	-	-	12	30.8	20	51.3	-	-	7	17.9	-	-	39	100.0
	All Sites	17	4.4	286	73.5	43	11.1	3	-	40.0	10.3	-	-	389	100.0

TABLE BRS-5(b): Number (#) and Proportion (%) of Cancers by Site (ICD-10) and Method of Diagnosis : 2006-2008 - Females
Barshi Rural

ICD-10	Site	Clinical		Microscopic		X-Ray / Imaging		DCO		Others		Unknown		Total	
		#	%	#	%	#	%	#	%	#	%	#	%	#	%
C00	Lip	-	-	-	-	-	-	-	-	-	-	-	-	-	-
C01-C02	Tongue	-	-	1	100.0	-	-	-	-	-	-	-	-	1	100.0
C03-C06	Mouth	3	33.3	6	66.7	-	-	-	-	-	-	-	-	9	100.0
C07-C08	Salivary Gland	-	-	-	-	-	-	-	-	-	-	-	-	-	-
C09	Tonsil	-	-	-	-	-	-	-	-	-	-	-	-	-	-
C10	Oth. Oropharynx	-	-	-	-	-	-	-	-	-	-	-	-	-	-
C11	Nasopharynx	-	-	1	100.0	-	-	-	-	-	-	-	-	1	100.0
C12-C13	Hypopharynx	-	-	1	100.0	-	-	-	-	-	-	-	-	1	100.0
C14	Pharynx Unspecified	-	-	-	-	-	-	-	-	-	-	-	-	-	-
C15	Oesophagus	1	5.6	14	77.8	2	11.1	-	-	1	5.6	-	-	18	100.0
C16	Stomach	2	11.1	14	77.8	2	11.1	-	-	-	-	-	-	18	100.0
C17	Small Intestine	-	-	-	-	-	-	-	-	-	-	-	-	-	-
C18	Colon	-	-	3	60.0	-	-	-	-	2	40.0	-	-	5	100.0
C19-C20	Rectum	-	-	5	83.3	1	16.7	-	-	-	-	-	-	6	100.0
C21	Anus & Anal Canal	-	-	-	-	-	-	-	-	-	-	-	-	-	-
C22	Liver	-	-	4	80.0	1	20.0	-	-	-	-	-	-	5	100.0
C23-C24	Gallbladder etc.	-	-	3	60.0	1	20.0	-	-	1	20.0	-	-	5	100.0
C25	Pancreas	-	-	-	-	1	100.0	-	-	-	-	-	-	1	100.0
C30-C31	Nose, Sinuses etc.	-	-	-	-	-	-	-	-	-	-	-	-	-	-
C32	Larynx	-	-	1	100.0	-	-	-	-	-	-	-	-	1	100.0
C33-C34	Lung etc.	-	-	10	58.8	5	29.4	-	-	2	11.8	-	-	17	100.0
C37-C38	Other Thoracic Organs	-	-	2	40.0	2	40.0	-	-	1	20.0	-	-	5	100.0
C40-C41	Bone	-	-	4	100.0	-	-	-	-	-	-	-	-	4	100.0
C43	Melanoma of Skin	-	-	-	-	-	-	-	-	-	-	-	-	-	-
C44	Other Skin	1	9.1	7	63.6	2	18.2	-	-	1	9.1	-	-	11	100.0
C45	Mesothelioma	-	-	-	-	-	-	-	-	-	-	-	-	-	-
C46	Kaposi Sarcoma	-	-	-	-	-	-	-	-	-	-	-	-	-	-
C47+C49	Conn. & Soft Tissue	-	-	1	100.0	-	-	-	-	-	-	-	-	1	100.0
C50	Breast	2	3.5	47	82.5	5	8.8	-	-	3	5.3	-	-	57	100.0
C51	Vulva	-	-	-	-	-	-	-	-	-	-	-	-	-	-
C52	Vagina	-	-	2	100.0	-	-	-	-	-	-	-	-	2	100.0
C53	Cervix Uteri	11	8.4	116	88.5	4	3.1	-	-	-	-	-	-	131	100.0
C54	Corpus Uteri	-	-	6	100.0	-	-	-	-	-	-	-	-	6	100.0
C55	Uterus Unspecified	-	-	2	100.0	-	-	-	-	-	-	-	-	2	100.0
C56	Ovary etc.	1	7.1	9	64.3	3	21.4	-	-	1	7.1	-	-	14	100.0
C57	Other Female Genital	-	-	-	-	-	-	-	-	-	-	-	-	-	-
C58	Placenta	-	-	-	-	-	-	-	-	-	-	-	-	-	-
C64	Kidney etc.	-	-	-	-	-	-	-	-	-	-	-	-	-	-
C65	Renal Pelvis	-	-	-	-	-	-	-	-	-	-	-	-	-	-
C66	Ureter	-	-	-	-	-	-	-	-	-	-	-	-	-	-
C67	Bladder	-	-	-	-	-	-	-	-	-	-	-	-	-	-
C68	Uns.Urinary Organs	-	-	-	-	-	-	-	-	-	-	-	-	-	-
C69	Eye	-	-	2	66.7	1	33.3	-	-	-	-	-	-	3	100.0
C70-C72	Brain, Nervous System	-	-	3	60.0	2	40.0	-	-	-	-	-	-	5	100.0
C73	Thyroid	1	14.3	5	71.4	1	14.3	-	-	-	-	-	-	7	100.0
C74	Adrenal Gland	-	-	1	100.0	-	-	-	-	-	-	-	-	1	100.0
C81	Hodgkins Disease	-	-	2	100.0	-	-	-	-	-	-	-	-	2	100.0
C82-85,C96	NHL	-	-	9	100.0	-	-	-	-	-	-	-	-	9	100.0
C88	Malig Imn.Prol D	-	-	-	-	-	-	-	-	-	-	-	-	-	-
C90	Multiple Myeloma	-	-	1	50.0	-	-	-	-	1	50.0	-	-	2	100.0
C91	Lymphoid Leuk.	-	-	5	100.0	-	-	-	-	-	-	-	-	5	100.0
C92-C94	Myeloid Leukaemia	-	-	9	100.0	-	-	-	-	-	-	-	-	9	100.0
C95	Leukaemia Uns	-	-	1	100.0	-	-	-	-	-	-	-	-	1	100.0
O&U	Other and Uns	1	3.4	14	48.3	10	34.5	-	-	4	13.8	-	-	29	100.0
	All Sites	23	5.8	311	78.9	43	10.9	-	-	17.0	4.3	-	-	394	100.0

TABLE BRS-6(a): Number (#) and Proportion (%) of Cancers by Site (ICD-10) and Detailed Microscopic Diagnosis: 2006-2008 - Males : Barshi Rural

ICD-10	Site	Pri. Hist		Sec. Hist		Cytology		Blood Film		Bone Marrow		Others		Total	
		#	%	#	%	#	%	#	%	#	%	#	%	#	%
C00	Lip	2	100.0	-	-	-	-	-	-	-	-	-	-	2	100.0
C01-C02	Tongue	7	87.5	-	-	-	-	-	-	-	-	1	12.5	8	100.0
C03-C06	Mouth	19	90.5	-	-	-	-	-	-	-	-	2	9.5	21	100.0
C07-C08	Salivary Gland	4	100.0	-	-	-	-	-	-	-	-	-	-	4	100.0
C09	Tonsil	3	100.0	-	-	-	-	-	-	-	-	-	-	3	100.0
C10	Oth. Oropharynx	-	-	-	-	-	-	-	-	-	-	1	100.0	1	100.0
C11	Nasopharynx	1	100.0	-	-	-	-	-	-	-	-	-	-	1	100.0
C12-C13	Hypopharynx	12	75.0	-	-	-	-	-	-	-	-	4	25.0	16	100.0
C14	Pharynx Unspecified	3	100.0	-	-	-	-	-	-	-	-	-	-	3	100.0
C15	Oesophagus	19	70.4	-	-	-	-	-	-	-	-	8	29.6	27	100.0
C16	Stomach	14	93.3	-	-	-	-	-	-	-	-	1	6.7	15	100.0
C17	Small Intestine	1	100.0	-	-	-	-	-	-	-	-	-	-	1	100.0
C18	Colon	6	50.0	1	8.3	1	8.3	-	-	-	-	4	33.3	12	100.0
C19-C20	Rectum	7	63.6	-	-	-	-	-	-	-	-	4	36.4	11	100.0
C21	Anus & Anal Canal	2	66.7	-	-	-	-	-	-	-	-	1	33.3	3	100.0
C22	Liver	18	62.1	-	-	5	17.2	-	-	-	-	6	20.7	29	100.0
C23-C24	Gallbladder etc.	-	-	1	25.0	-	-	-	-	-	-	3	75.0	4	100.0
C25	Pancreas	1	20.0	-	-	1	20.0	-	-	-	-	3	60.0	5	100.0
C30-C31	Nose, Sinuses etc.	-	-	-	-	-	-	-	-	-	-	-	-	-	-
C32	Larynx	13	68.4	-	-	1	5.3	-	-	-	-	5	26.3	19	100.0
C33-C34	Lung etc.	7	35.0	2	10.0	3	15.0	-	-	-	-	8	40.0	20	100.0
C37-C38	Other Thoracic Organs	-	-	-	-	-	-	-	-	-	-	1	100.0	1	100.0
C40-C41	Bone	8	80.0	-	-	-	-	-	-	-	-	2	20.0	10	100.0
C43	Melanoma of Skin	-	-	-	-	-	-	-	-	-	-	-	-	-	-
C44	Other Skin	6	66.7	-	-	-	-	-	-	-	-	3	33.3	9	100.0
C45	Mesothelioma	-	-	-	-	-	-	-	-	-	-	-	-	-	-
C46	Kaposi Sarcoma	-	-	-	-	-	-	-	-	-	-	-	-	-	-
C47 + C49	Conn. & Soft Tissue	3	100.0	-	-	-	-	-	-	-	-	-	-	3	100.0
C50	Breast	1	100.0	-	-	-	-	-	-	-	-	-	-	1	100.0
C60	Penis	15	83.3	-	-	-	-	-	-	-	-	3	16.7	18	100.0
C61	Prostate	16	76.2	-	-	-	-	-	-	-	-	5	23.8	21	100.0
C62	Testis	4	80.0	1	20.0	-	-	-	-	-	-	-	-	5	100.0
C63	Other Male Genital	-	-	-	-	-	-	-	-	-	-	-	-	-	-
C64	Kidney etc.	4	50.0	1	12.5	-	-	-	-	-	-	3	37.5	8	100.0
C65	Renal Pelvis	-	-	-	-	-	-	-	-	-	-	-	-	-	-
C66	Ureter	-	-	-	-	-	-	-	-	-	-	-	-	-	-
C67	Bladder	6	85.7	-	-	-	-	-	-	-	-	1	14.3	7	100.0
C68	Uns. Urinary Organs	-	-	-	-	-	-	-	-	-	-	-	-	-	-
C69	Eye	2	66.7	-	-	-	-	-	-	-	-	1	33.3	3	100.0
C70-C72	Brain, Nervous System	5	55.6	-	-	-	-	-	-	-	-	4	44.4	9	100.0
C73	Thyroid	-	-	-	-	1	50.0	-	-	-	-	1	50.0	2	100.0
C74	Adrenal Gland	-	-	-	-	-	-	-	-	-	-	-	-	-	-
C81	Hodgkins Disease	8	100.0	-	-	-	-	-	-	-	-	-	-	8	100.0
C82-85,C96	NHL	12	92.3	-	-	-	-	-	-	-	-	1	7.7	13	100.0
C88	Malig Imn.Prol D	-	-	-	-	-	-	-	-	-	-	-	-	-	-
C90	Multiple Myeloma	1	50.0	-	-	-	-	-	-	1	50.0	-	-	2	100.0
C91	Lymphoid Leuk.	-	-	-	-	-	-	-	-	13	100.0	-	-	13	100.0
C92-C94	Myeloid Leukaemia	-	-	-	-	-	-	-	-	9	100.0	-	-	9	100.0
C95	Leukaemia Uns	-	-	-	-	-	-	-	-	3	100.0	-	-	3	100.0
O&U	Other and Uns	1	2.6	6	15.4	5	12.8	-	-	-	-	27	69.2	39	100.0
	All Sites	231	59.4	12	3.1	17	4.4	-	-	26	6.7	103	26.5	389	100.0

TABLE BRS-6(b): Number (#) and Proportion (%) of Cancers by Site (ICD-10) and Detailed Microscopic Diagnosis: 2006-2008 - Females : Barshi Rural

ICD-10	Site	Pri. Hist		Sec. Hist		Cytology		Blood Film		Bone Marrow		Others		Total	
		#	%	#	%	#	%	#	%	#	%	#	%	#	%
C00	Lip	-	-	-	-	-	-	-	-	-	-	-	-	-	-
C01-C02	Tongue	1	100.0	-	-	-	-	-	-	-	-	-	-	1	100.0
C03-C06	Mouth	6	66.7	-	-	-	-	-	-	-	-	3	33.3	9	100.0
C07-C08	Salivary Gland	-	-	-	-	-	-	-	-	-	-	-	-	-	-
C09	Tonsil	-	-	-	-	-	-	-	-	-	-	-	-	-	-
C10	Oth. Oropharynx	-	-	-	-	-	-	-	-	-	-	-	-	-	-
C11	Nasopharynx	-	-	1	100.0	-	-	-	-	-	-	-	-	1	100.0
C12-C13	Hypopharynx	1	100.0	-	-	-	-	-	-	-	-	-	-	1	100.0
C14	Pharynx Unspecified	-	-	-	-	-	-	-	-	-	-	-	-	-	-
C15	Oesophagus	13	72.2	1	5.6	-	-	-	-	-	-	4	22.2	18	100.0
C16	Stomach	13	72.2	1	5.6	-	-	-	-	-	-	4	22.2	18	100.0
C17	Small Intestine	-	-	-	-	-	-	-	-	-	-	-	-	-	-
C18	Colon	3	60.0	-	-	-	-	-	-	-	-	2	40.0	5	100.0
C19-C20	Rectum	5	83.3	-	-	-	-	-	-	-	-	1	16.7	6	100.0
C21	Anus & Anal Canal	-	-	-	-	-	-	-	-	-	-	-	-	-	-
C22	Liver	4	80.0	-	-	-	-	-	-	-	-	1	20.0	5	100.0
C23-C24	Gallbladder etc.	3	60.0	-	-	-	-	-	-	-	-	2	40.0	5	100.0
C25	Pancreas	-	-	-	-	-	-	-	-	-	-	1	100.0	1	100.0
C30-C31	Nose, Sinuses etc.	-	-	-	-	-	-	-	-	-	-	-	-	-	-
C32	Larynx	1	100.0	-	-	-	-	-	-	-	-	-	-	1	100.0
C33-C34	Lung etc.	6	35.3	-	-	4	23.5	-	-	-	-	7	41.2	17	100.0
C37-C38	Other Thoracic Organs	1	20.0	-	-	1	20.0	-	-	-	-	3	60.0	5	100.0
C40-C41	Bone	3	75.0	1	25.0	-	-	-	-	-	-	-	-	4	100.0
C43	Melanoma of Skin	-	-	-	-	-	-	-	-	-	-	-	-	-	-
C44	Other Skin	7	63.6	-	-	-	-	-	-	-	-	4	36.4	11	100.0
C45	Mesothelioma	-	-	-	-	-	-	-	-	-	-	-	-	-	-
C46	Kaposi Sarcoma	-	-	-	-	-	-	-	-	-	-	-	-	-	-
C47+C49	Conn. & Soft Tissue	1	100.0	-	-	-	-	-	-	-	-	-	-	1	100.0
C50	Breast	40	70.2	-	-	7	12.3	-	-	-	-	10	17.5	57	100.0
C51	Vulva	-	-	-	-	-	-	-	-	-	-	-	-	-	-
C52	Vagina	2	100.0	-	-	-	-	-	-	-	-	-	-	2	100.0
C53	Cervix Uteri	113	86.3	-	-	3	2.3	-	-	-	-	15	11.5	131	100.0
C54	Corpus Uteri	6	100.0	-	-	-	-	-	-	-	-	-	-	6	100.0
C55	Uterus Unspecified	2	100.0	-	-	-	-	-	-	-	-	-	-	2	100.0
C56	Ovary etc.	5	35.7	1	7.1	3	21.4	-	-	-	-	5	35.7	14	100.0
C57	Other Female Genital	-	-	-	-	-	-	-	-	-	-	-	-	-	-
C58	Placenta	-	-	-	-	-	-	-	-	-	-	-	-	-	-
C64	Kidney etc.	-	-	-	-	-	-	-	-	-	-	-	-	-	-
C65	Renal Pelvis	-	-	-	-	-	-	-	-	-	-	-	-	-	-
C66	Ureter	-	-	-	-	-	-	-	-	-	-	-	-	-	-
C67	Bladder	-	-	-	-	-	-	-	-	-	-	-	-	-	-
C68	Uns. Urinary Organs	-	-	-	-	-	-	-	-	-	-	-	-	-	-
C69	Eye	2	66.7	-	-	-	-	-	-	-	-	1	33.3	3	100.0
C70-C72	Brain, Nervous System	3	60.0	-	-	-	-	-	-	-	-	2	40.0	5	100.0
C73	Thyroid	4	57.1	-	-	1	14.3	-	-	-	-	2	28.6	7	100.0
C74	Adrenal Gland	1	100.0	-	-	-	-	-	-	-	-	-	-	1	100.0
C81	Hodgkins Disease	2	100.0	-	-	-	-	-	-	-	-	-	-	2	100.0
C82-85,C96	NHL	8	88.9	-	-	1	11.1	-	-	-	-	-	-	9	100.0
C88	Malig Imn.Prol D	-	-	-	-	-	-	-	-	-	-	-	-	-	-
C90	Multiple Myeloma	-	-	-	-	-	-	-	-	1	50.0	1	50.0	2	100.0
C91	Lymphoid Leuk.	-	-	-	-	-	-	-	-	5	100.0	-	-	5	100.0
C92-C94	Myeloid Leukaemia	-	-	-	-	-	-	-	-	9	100.0	-	-	9	100.0
C95	Leukaemia Uns	-	-	-	-	-	-	-	-	1	100.0	-	-	1	100.0
O&U	Other and Uns	2	6.9	9	31.0	2	6.9	-	-	1	3.4	15	51.7	29	100.0
	All Sites	258	65.5	14	3.6	22	5.6	-	-	17	4.3	83	21.1	394	100.0

**TABLE BRS-7 (a): Number of Cancer Deaths by Five Year Age Group and Site (ICD-10):
2006-2008 – Males**

% = Relative Proportion of Cancers of All Sites

Barshi Rural

ICD-10	Site	0-4	5-9	10-14	15-19	20-24	25-29	30-34	35-39	40-44	45-49	50-54	55-59	60-64	65-69	70-74	75+	Unkn	Total	%
C00	Lip	-	-	-	-	-	-	-	-	-	-	-	-	-	-	-	-	-	-	-
C01-C02	Tongue	-	-	-	-	-	-	1	1	1	-	1	1	1	2	-	1	-	9	2.82
C03-C06	Mouth	-	-	-	-	-	-	1	-	2	1	-	3	3	2	2	4	-	18	5.64
C07-C08	Salivary Gland	-	-	-	-	-	-	-	1	-	-	-	-	-	-	-	-	-	1	0.31
C09	Tonsil	-	-	-	-	-	-	-	-	-	-	-	-	1	-	1	-	-	2	0.63
C10	Oth. Oropharynx	-	-	-	-	-	-	-	-	-	-	-	-	-	1	-	1	-	2	0.63
C11	Nasopharynx	-	-	-	1	-	-	-	-	-	-	-	-	-	-	-	-	-	1	0.31
C12-C13	Hypopharynx	-	-	-	-	-	-	-	-	1	-	1	1	2	4	6	3	-	18	5.64
C14	Pharynx Unspecified	-	-	-	-	-	-	-	-	-	-	-	-	-	-	-	-	-	-	-
C15	Oesophagus	-	-	-	-	-	-	1	-	-	1	1	2	2	5	4	7	-	23	7.21
C16	Stomach	-	-	-	-	-	-	-	-	-	2	-	2	2	1	4	1	-	12	3.76
C17	Small Intestine	-	-	-	-	-	-	-	-	-	-	-	-	1	-	-	-	-	1	0.31
C18	Colon	-	-	-	-	-	1	-	-	-	1	2	-	1	-	-	2	-	7	2.19
C19-C20	Rectum	-	-	-	1	-	-	-	1	-	1	1	-	1	-	2	1	-	8	2.51
C21	Anus & Anal Canal	-	-	-	-	-	-	-	-	-	-	-	-	-	-	2	-	-	2	0.63
C22	Liver	-	-	-	1	-	-	-	-	1	-	3	3	6	2	1	3	-	20	6.27
C23-C24	Gallbladder etc.	-	-	-	-	-	-	-	-	-	-	-	-	1	2	1	-	-	4	1.25
C25	Pancreas	-	-	-	-	-	-	-	-	-	1	-	1	-	2	1	1	-	6	1.88
C30-C31	Nose, Sinuses etc.	-	-	-	-	-	-	-	-	-	-	-	-	-	-	-	1	-	1	0.31
C32	Larynx	-	-	-	-	-	-	-	-	-	-	1	2	1	3	3	7	-	17	5.33
C33-C34	Lung etc.	-	-	-	1	-	-	-	-	3	-	1	1	2	5	3	2	-	18	5.64
C37-C38	Other Thoracic Organs	-	-	-	-	-	-	-	1	-	-	-	-	-	-	-	-	-	1	0.31
C40-C41	Bone	-	1	-	-	-	-	-	-	1	1	1	-	-	-	-	-	-	4	1.25
C43	Melanoma of Skin	-	-	-	-	-	-	-	-	-	-	-	-	-	-	-	-	-	-	-
C44	Other Skin	-	-	-	-	-	-	-	2	-	-	-	-	-	2	4	5	-	13	4.08
C45	Mesothelioma	-	-	-	-	-	-	-	-	-	-	-	-	-	-	-	-	-	-	-
C46	Kaposi Sarcoma	-	-	-	-	-	-	-	-	-	-	-	-	-	-	-	-	-	-	-
C47+C49	Conn. & Soft Tissue	-	-	-	-	-	-	-	-	-	-	-	-	1	-	-	-	-	1	0.31
C50	Breast	-	-	-	-	-	-	-	-	-	-	-	-	-	-	-	-	-	-	-
C60	Penis	-	-	-	-	-	-	-	-	1	-	1	1	1	3	-	2	-	9	2.82
C61	Prostate	-	-	-	-	-	-	-	-	-	-	-	-	1	4	4	3	-	12	3.76
C62	Testis	-	-	-	-	-	-	-	1	-	2	-	-	1	-	1	-	-	5	1.57
C63	Other Male Genital	-	-	-	-	-	-	-	-	-	-	-	-	-	-	-	-	-	-	-
C64	Kidney etc.	-	-	-	-	-	-	-	-	1	-	-	1	-	1	1	4	-	8	2.51
C65	Renal Pelvis	-	-	-	-	-	-	-	-	-	-	-	-	-	-	-	-	-	-	-
C66	Ureter	-	-	-	-	-	-	-	-	-	-	-	-	-	-	-	-	-	-	-
C67	Bladder	-	-	-	-	-	-	1	-	1	-	-	-	-	2	1	2	-	7	2.19
C68	Uns. Urinary Organs	-	-	-	-	-	-	-	-	-	-	-	-	-	-	-	-	-	-	-
C69	Eye	-	-	-	-	-	-	-	-	-	-	-	-	-	-	-	-	-	-	-
C70-C72	Brain, Nervous System	-	-	-	1	-	-	-	1	-	1	2	-	-	1	-	1	-	7	2.19
C73	Thyroid	-	-	-	-	-	-	-	-	-	1	-	-	-	-	1	1	-	3	0.94
C74	Adrenal Gland	-	-	-	-	-	-	-	-	-	-	-	-	-	-	-	-	-	-	-
C81	Hodgkins Disease	-	-	-	1	-	-	-	1	-	-	-	-	-	-	-	-	-	2	0.63
C82-85,C96	NHL	-	-	-	-	-	-	-	2	1	-	-	-	1	1	1	-	-	6	1.88
C88	Malig Imn.Prol D	-	-	-	-	-	-	-	-	-	-	-	-	-	-	-	-	-	-	-
C90	Multiple Myeloma	-	-	-	-	-	-	-	-	-	1	-	-	1	-	-	-	-	2	0.63
C91	Lymphoid Leuk.	-	6	1	1	-	-	-	-	1	-	-	-	1	1	-	-	-	11	3.45
C92-C94	Myeloid Leukaemia	-	-	-	2	-	-	1	-	-	-	1	1	4	-	-	-	-	9	2.82
C95	Leukaemia Uns	-	1	-	1	-	-	-	-	-	-	1	-	1	-	-	-	-	4	1.25
O&U	Other and Uns	-	1	1	-	1	1	-	2	-	2	2	4	7	10	9	5	-	45	14.11
	All Sites	-	9	2	10	1	2	5	13	14	15	19	23	43	54	52	57	-	319	100.00

**TABLE BRS-7(b): Number of Cancer Deaths by Five Year Age Group and Site (ICD-10):
2006-2008 – Females**

% = Relative Proportion of Cancers of All Sites

Barshi Rural

ICD-10	Site	0-4	5-9	10-14	15-19	20-24	25-29	30-34	35-39	40-44	45-49	50-54	55-59	60-64	65-69	70-74	75+	Unkn	Total	%
C00	Lip	-	-	-	-	-	-	-	-	-	-	-	-	-	-	-	-	-	-	-
C01-C02	Tongue	-	-	-	-	-	-	-	-	-	-	-	-	1	-	-	1	-	2	0.69
C03-C06	Mouth	-	-	-	-	-	-	-	-	-	-	-	1	-	1	2	1	-	5	1.74
C07-C08	Salivary Gland	-	-	-	-	-	-	-	-	-	-	-	-	-	-	-	-	-	-	-
C09	Tonsil	-	-	-	-	-	-	-	-	-	-	-	-	-	-	-	-	-	-	-
C10	Oth. Oropharynx	-	-	-	-	-	-	-	-	-	-	-	-	-	-	-	-	-	-	-
C11	Nasopharynx	-	-	-	-	1	-	-	-	-	-	-	-	1	-	-	-	-	2	0.69
C12-C13	Hypopharynx	-	-	-	-	-	-	-	1	-	-	-	-	-	-	-	1	-	2	0.69
C14	Pharynx Unspecified	-	-	-	-	-	-	-	-	-	-	-	-	-	-	-	-	-	-	-
C15	Oesophagus	-	-	-	-	-	-	-	2	1	1	2	4	1	-	4	-	15	5.21	
C16	Stomach	-	-	-	-	-	-	-	1	3	1	2	1	3	3	1	-	15	5.21	
C17	Small Intestine	-	-	-	-	-	-	-	-	-	-	-	-	-	-	-	-	-	-	-
C18	Colon	-	-	-	-	-	-	-	1	1	-	-	-	1	-	1	-	-	4	1.39
C19-C20	Rectum	-	-	-	1	-	-	-	2	-	-	-	-	-	1	1	-	-	5	1.74
C21	Anus & Anal Canal	-	-	-	-	-	-	-	1	-	-	-	-	-	-	-	-	-	1	0.35
C22	Liver	-	-	-	-	-	-	-	1	-	-	1	-	-	1	-	-	3	1.04	
C23-C24	Gallbladder etc.	-	-	-	-	-	-	-	-	1	-	-	2	-	1	1	-	5	1.74	
C25	Pancreas	-	-	-	-	-	-	-	-	-	-	-	-	-	-	-	-	-	-	-
C30-C31	Nose, Sinuses etc.	-	-	-	-	-	-	-	-	-	-	-	-	-	-	-	-	-	-	-
C32	Larynx	-	-	-	-	-	-	-	-	-	-	-	-	1	1	-	-	2	0.69	
C33-C34	Lung etc.	-	-	-	-	-	-	-	-	-	-	1	4	1	2	1	2	-	11	3.82
C37-C38	Other Thoracic Organs	-	-	-	-	-	-	-	1	2	-	1	-	-	1	-	-	5	1.74	
C40-C41	Bone	-	-	-	2	-	-	-	-	-	-	-	1	-	1	-	-	4	1.39	
C43	Melanoma of Skin	-	-	-	-	-	-	-	-	-	-	-	-	-	-	-	-	-	-	-
C44	Other Skin	-	-	-	-	-	-	-	1	-	1	-	-	3	2	-	-	7	2.43	
C45	Mesothelioma	-	-	-	-	-	-	-	-	-	-	-	-	-	-	-	-	-	-	-
C46	Kaposi Sarcoma	-	-	-	-	-	-	-	-	-	-	-	-	-	-	-	-	-	-	-
C47+C49	Conn. & Soft Tissue	1	-	-	-	-	-	-	-	-	1	-	1	-	-	-	-	-	3	1.04
C50	Breast	-	-	-	-	-	-	1	-	1	6	3	3	4	3	4	5	-	30	10.42
C51	Vulva	-	-	-	-	-	-	-	-	-	-	-	-	1	1	-	1	-	3	1.04
C52	Vagina	-	-	-	-	-	-	-	-	-	-	-	1	-	1	-	1	-	3	1.04
C53	Cervix Uteri	-	-	-	-	-	-	-	5	1	9	8	10	13	18	10	5	-	79	27.43
C54	Corpus Uteri	-	-	-	-	-	-	-	-	-	-	1	-	1	1	1	-	-	4	1.39
C55	Uterus Unspecified	-	-	-	-	-	-	-	-	-	-	-	-	1	-	1	-	-	2	0.69
C56	Ovary etc.	-	-	-	-	-	1	-	2	1	2	-	1	1	3	1	1	-	13	4.51
C57	Other Female Genital	-	-	-	-	-	-	-	-	-	-	-	-	-	-	-	-	-	-	-
C58	Placenta	-	-	-	-	-	-	-	-	-	-	-	-	-	-	-	-	-	-	-
C64	Kidney etc.	-	1	-	-	-	-	-	-	-	-	-	-	-	1	-	-	-	2	0.69
C65	Renal Pelvis	-	-	-	-	-	-	-	-	-	-	-	-	-	-	-	-	-	-	-
C66	Ureter	-	-	-	-	-	-	-	-	-	-	-	-	-	-	-	-	-	-	-
C67	Bladder	-	-	-	-	-	-	-	-	-	-	-	-	-	-	-	-	-	-	-
C68	Uns. Urinary Organs	-	-	-	-	-	-	-	-	-	-	-	-	-	-	-	-	-	-	-
C69	Eye	2	-	-	-	-	-	-	-	-	-	-	-	-	-	-	1	-	3	1.04
C70-C72	Brain, Nervous System	-	2	-	-	-	-	-	1	1	1	-	-	-	-	-	-	-	5	1.74
C73	Thyroid	-	-	-	-	-	-	-	-	-	-	-	1	-	-	-	-	-	1	0.35
C74	Adrenal Gland	-	-	-	-	-	-	-	-	-	-	-	-	-	-	-	-	-	-	-
C81	Hodgkins Disease	-	-	-	-	-	-	-	-	-	-	-	-	-	-	-	-	-	-	-
C82-85,C96	NHL	-	1	1	-	-	-	-	-	-	-	-	-	-	-	-	1	-	3	1.04
C88	Malig Imn.Prol D	-	-	-	-	-	-	-	-	-	-	-	-	-	-	-	-	-	-	-
C90	Multiple Myeloma	-	-	-	-	-	-	-	-	-	-	-	1	-	-	-	-	-	1	0.35
C91	Lymphoid Leuk.	-	-	1	-	-	1	-	-	-	1	-	-	-	-	-	-	-	3	1.04
C92-C94	Myeloid Leukaemia	-	-	-	-	1	-	1	2	-	2	-	2	1	1	-	-	-	10	3.47
C95	Leukaemia Uns	-	-	1	-	-	-	-	-	-	-	-	-	-	-	-	-	-	1	0.35
O&U	Other and Uns	-	-	-	-	-	-	-	1	3	3	4	5	7	3	2	6	-	34	11.81
	All Sites	3	4	3	3	2	2	2	14	16	32	20	36	41	44	34	32	-	288	100.00

TABLE BRS-8(a):
Average Annual Age Specific, Crude (CR), Age Adjusted (AAR) (with Standard Error (SE)) and
Truncated (35-64 Yrs) (TR) Mortality Rate per 100,000 population: 2006-2008 - Males
Barshi Rural

ICD-10	0-4	5-9	10-14	15-19	20-24	25-29	30-34	35-39	40-44	45-49	50-54	55-59	60-64	65-69	70-74	>75	CR	AAR	SE	T R
C00	-	-	-	-	-	-	-	-	-	-	-	-	-	-	-	-	-	-	-	-
C01-C02	-	-	-	-	-	-	1.9	1.9	2.2	-	3.9	5.4	5.4	-	4.9	1.1	1.2	0.44	2.8	
C03-C06	-	-	-	-	-	-	1.9	-	4.3	2.9	-	16.2	15.4	5.4	7.9	19.4	2.2	2.5	0.64	5.5
C07-C08	-	-	-	-	-	-	-	1.9	-	-	-	-	-	-	-	-	0.1	0.1	0.11	0.4
C09	-	-	-	-	-	-	-	-	-	-	-	-	5.1	-	3.9	-	0.2	0.3	0.22	0.7
C10	-	-	-	-	-	-	-	-	-	-	-	-	-	2.7	-	4.9	0.2	0.2	0.13	-
C11	-	-	-	1.1	-	-	-	-	-	-	-	-	-	-	-	-	0.1	0.1	0.10	-
C12-C13	-	-	-	-	-	-	-	-	2.2	-	3.9	5.4	10.3	10.8	23.7	14.6	2.2	2.0	0.53	3.1
C14	-	-	-	-	-	-	-	-	-	-	-	-	-	-	-	-	-	-	-	-
C15	-	-	-	-	-	-	1.9	-	-	2.9	3.9	10.8	10.3	13.5	15.8	34.0	2.8	2.7	0.62	3.9
C16	-	-	-	-	-	-	-	-	-	5.7	-	10.8	10.3	2.7	15.8	4.9	1.5	1.7	0.53	3.8
C17	-	-	-	-	-	-	-	-	-	-	-	-	5.1	-	-	-	0.1	0.2	0.21	0.7
C18	-	-	-	-	-	1.8	-	-	-	2.9	7.9	-	5.1	-	-	9.7	0.9	1.1	0.43	2.5
C19-C20	-	-	-	1.1	-	-	-	1.9	-	2.9	3.9	-	5.1	-	7.9	4.9	1.0	1.0	0.39	2.2
C21	-	-	-	-	-	-	-	-	-	-	-	-	-	-	7.9	-	0.2	0.2	0.11	-
C22	-	-	-	1.1	-	-	-	-	2.2	-	11.8	16.2	30.9	5.4	3.9	14.6	2.4	3.2	0.76	8.4
C23-C24	-	-	-	-	-	-	-	-	-	-	-	-	5.1	5.4	3.9	-	0.5	0.4	0.25	0.7
C25	-	-	-	-	-	-	-	-	-	2.9	-	5.4	-	5.4	3.9	4.9	0.7	0.7	0.32	1.3
C30-C31	-	-	-	-	-	-	-	-	-	-	-	-	-	-	-	4.9	0.1	0.1	0.10	-
C32	-	-	-	-	-	-	-	-	-	-	3.9	10.8	5.1	8.1	11.8	34.0	2.1	2.0	0.53	2.7
C33-C34	-	-	-	1.1	-	-	-	-	6.5	-	3.9	5.4	10.3	13.5	11.8	9.7	2.2	2.1	0.55	3.9
C37-C38	-	-	-	-	-	-	-	1.9	-	-	-	-	-	-	-	-	0.1	0.1	0.11	0.4
C40-C41	-	1.2	-	-	-	-	-	-	2.2	2.9	3.9	-	-	-	-	-	0.5	0.6	0.32	1.6
C43	-	-	-	-	-	-	-	-	-	-	-	-	-	-	-	-	-	-	-	-
C44	-	-	-	-	-	-	-	3.7	-	-	-	-	-	5.4	15.8	24.3	1.6	1.2	0.33	0.7
C45	-	-	-	-	-	-	-	-	-	-	-	-	-	-	-	-	-	-	-	-
C46	-	-	-	-	-	-	-	-	-	-	-	-	-	-	-	-	-	-	-	-
C47+C49	-	-	-	-	-	-	-	-	-	-	-	-	5.1	-	-	-	0.1	0.2	0.21	0.7
C50	-	-	-	-	-	-	-	-	-	-	-	-	-	-	-	-	-	-	-	-
C60	-	-	-	-	-	-	-	-	2.2	-	3.9	5.4	5.1	8.1	-	9.7	1.1	1.2	0.43	2.4
C61	-	-	-	-	-	-	-	-	-	-	-	-	5.1	10.8	15.8	14.6	1.5	1.1	0.35	0.7
C62	-	-	-	-	-	-	-	1.9	-	5.7	-	-	5.1	-	3.9	-	0.6	0.7	0.35	2.1
C63	-	-	-	-	-	-	-	-	-	-	-	-	-	-	-	-	-	-	-	-
C64	-	-	-	-	-	-	-	-	2.2	-	-	5.4	-	2.7	3.9	19.4	1.0	0.9	0.34	1.1
C65	-	-	-	-	-	-	-	-	-	-	-	-	-	-	-	-	-	-	-	-
C66	-	-	-	-	-	-	-	-	-	-	-	-	-	-	-	-	-	-	-	-
C67	-	-	-	-	-	-	1.9	-	2.2	-	-	-	-	5.4	3.9	9.7	0.9	0.7	0.26	0.4
C68	-	-	-	-	-	-	-	-	-	-	-	-	-	-	-	-	-	-	-	-
C69	-	-	-	-	-	-	-	-	-	-	-	-	-	-	-	-	-	-	-	-
C70-C72	-	-	-	1.1	-	-	-	1.9	-	2.9	7.9	-	-	2.7	-	4.9	0.9	1.0	0.38	2.2
C73	-	-	-	-	-	-	-	-	-	2.9	-	-	-	-	3.9	4.9	0.4	0.3	0.21	0.6
C74	-	-	-	-	-	-	-	-	-	-	-	-	-	-	-	-	-	-	-	-
C81	-	-	-	1.1	-	-	-	1.9	-	-	-	-	-	-	-	-	0.2	0.2	0.15	0.4
C82-85,C96	-	-	-	-	-	-	-	3.7	2.2	-	-	-	5.1	2.7	3.9	-	0.7	0.7	0.31	1.8
C88	-	-	-	-	-	-	-	-	-	-	-	-	-	-	-	-	-	-	-	-
C90	-	-	-	-	-	-	-	-	-	2.9	-	-	5.1	-	-	-	0.2	0.4	0.27	1.2
C91	-	7.3	0.9	1.1	-	-	-	-	2.2	-	-	-	5.1	2.7	-	-	1.3	1.3	0.41	1.1
C92-C94	-	-	-	2.2	-	-	1.9	-	-	-	3.9	5.4	20.6	-	-	-	1.1	1.5	0.53	4.0
C95	-	1.2	-	1.1	-	-	-	-	-	-	3.9	-	5.1	-	-	-	0.5	0.6	0.32	1.3
O&U	-	1.2	0.9	-	1.5	1.8	-	3.7	-	5.7	7.9	21.6	36.0	26.9	35.5	24.3	5.5	5.7	0.93	10.5
All	-	10.9	1.7	10.8	1.5	3.6	9.3	24.3	30.1	43.1	74.7	124.1	221.1	145.5	205.1	276.9	38.9	40.7	2.46	75.5

TABLE BRS-8(b):
Average Annual Age Specific, Crude (CR), Age Adjusted (AAR) (with Standard Error (SE)) and
Truncated (35-64 Yrs) (TR) Mortality Rate per 100,000 population: 2006-2008 - Females
Barshi Rural

ICD-10	0-4	5-9	10-14	15-19	20-24	25-29	30-34	35-39	40-44	45-49	50-54	55-59	60-64	65-69	70-74	>75	CR	AAR	SE	TR
C00	-	-	-	-	-	-	-	-	-	-	-	-	-	-	-	-	-	-	-	-
C01-C02	-	-	-	-	-	-	-	-	-	-	-	-	2.9	-	-	4.6	0.3	0.2	0.15	0.4
C03-C06	-	-	-	-	-	-	-	-	-	-	-	4.4	-	2.4	10.0	4.6	0.7	0.5	0.25	0.6
C07-C08	-	-	-	-	-	-	-	-	-	-	-	-	-	-	-	-	-	-	-	-
C09	-	-	-	-	-	-	-	-	-	-	-	-	-	-	-	-	-	-	-	-
C10	-	-	-	-	-	-	-	-	-	-	-	-	-	-	-	-	-	-	-	-
C11	-	-	-	-	2.0	-	-	-	-	-	-	-	2.9	-	-	-	0.3	0.3	0.20	0.4
C12-C13	-	-	-	-	-	-	-	-	2.6	-	-	-	-	-	-	4.6	0.3	0.3	0.18	0.5
C14	-	-	-	-	-	-	-	-	-	-	-	-	-	-	-	-	-	-	-	-
C15	-	-	-	-	-	-	-	-	5.3	3.4	4.8	8.7	11.8	2.4	-	18.6	2.0	2.0	0.55	5.1
C16	-	-	-	-	-	-	-	-	2.6	10.1	4.8	8.7	2.9	7.2	15.0	4.6	2.0	2.1	0.58	4.8
C17	-	-	-	-	-	-	-	-	-	-	-	-	-	-	-	-	-	-	-	-
C18	-	-	-	-	-	-	-	1.8	2.6	-	-	-	2.9	-	5.0	-	0.5	0.5	0.25	1.2
C19-C20	-	-	-	1.5	-	-	-	3.6	-	-	-	-	-	2.4	5.0	-	0.7	0.5	0.24	0.7
C21	-	-	-	-	-	-	-	-	2.6	-	-	-	-	-	-	-	0.1	0.2	0.16	0.5
C22	-	-	-	-	-	-	-	-	2.6	-	-	4.4	-	-	5.0	-	0.4	0.4	0.26	1.1
C23-C24	-	-	-	-	-	-	-	-	-	3.4	-	-	5.9	-	5.0	4.6	0.7	0.6	0.30	1.4
C25	-	-	-	-	-	-	-	-	-	-	-	-	-	-	-	-	-	-	-	-
C30-C31	-	-	-	-	-	-	-	-	-	-	-	-	-	-	-	-	-	-	-	-
C32	-	-	-	-	-	-	-	-	-	-	-	-	-	2.4	5.0	-	0.3	0.2	0.12	-
C33-C34	-	-	-	-	-	-	-	-	-	-	4.8	17.4	2.9	4.8	5.0	9.3	1.5	1.5	0.48	3.4
C37-C38	-	-	-	-	-	-	-	-	2.6	6.7	-	4.4	-	-	5.0	-	0.7	0.8	0.38	2.4
C40-C41	-	-	-	3.1	-	-	-	-	-	-	-	-	2.9	-	5.0	-	0.5	0.5	0.25	0.4
C43	-	-	-	-	-	-	-	-	-	-	-	-	-	-	-	-	-	-	-	-
C44	-	-	-	-	-	-	-	-	2.6	-	4.8	-	-	7.2	10.0	-	0.9	0.8	0.35	1.3
C45	-	-	-	-	-	-	-	-	-	-	-	-	-	-	-	-	-	-	-	-
C46	-	-	-	-	-	-	-	-	-	-	-	-	-	-	-	-	-	-	-	-
C47+C49	1.5	-	-	-	-	-	-	-	-	3.4	-	4.4	-	-	-	-	0.4	0.6	0.32	1.2
C50	-	-	-	-	-	-	1.8	-	2.6	20.2	14.5	13.1	11.8	7.2	20.0	23.2	4.0	4.3	0.84	10.0
C51	-	-	-	-	-	-	-	-	-	-	-	-	2.9	2.4	-	4.6	0.4	0.3	0.17	0.4
C52	-	-	-	-	-	-	-	-	-	-	-	4.4	-	2.4	-	4.6	0.4	0.3	0.21	0.6
C53	-	-	-	-	-	-	-	9.0	2.6	30.3	38.7	43.6	38.3	43.4	49.9	23.2	10.5	10.5	1.28	24.9
C54	-	-	-	-	-	-	-	-	-	-	4.8	-	2.9	2.4	5.0	-	0.5	0.5	0.30	1.2
C55	-	-	-	-	-	-	-	-	-	-	-	-	2.9	-	5.0	-	0.3	0.2	0.15	0.4
C56	-	-	-	-	-	1.8	-	3.6	2.6	6.7	-	4.4	2.9	7.2	5.0	4.6	1.7	1.6	0.48	3.5
C57	-	-	-	-	-	-	-	-	-	-	-	-	-	-	-	-	-	-	-	-
C58	-	-	-	-	-	-	-	-	-	-	-	-	-	-	-	-	-	-	-	-
C64	-	1.3	-	-	-	-	-	-	-	-	-	-	-	2.4	-	-	0.3	0.2	0.15	-
C65	-	-	-	-	-	-	-	-	-	-	-	-	-	-	-	-	-	-	-	-
C66	-	-	-	-	-	-	-	-	-	-	-	-	-	-	-	-	-	-	-	-
C67	-	-	-	-	-	-	-	-	-	-	-	-	-	-	-	-	-	-	-	-
C68	-	-	-	-	-	-	-	-	-	-	-	-	-	-	-	-	-	-	-	-
C69	3.1	-	-	-	-	-	-	-	-	-	-	-	-	-	-	4.6	0.4	0.5	0.28	-
C70-C72	-	2.7	-	-	-	-	-	1.8	2.6	3.4	-	-	-	-	-	-	0.7	0.7	0.34	1.5
C73	-	-	-	-	-	-	-	-	-	-	-	4.4	-	-	-	-	0.1	0.2	0.17	0.6
C74	-	-	-	-	-	-	-	-	-	-	-	-	-	-	-	-	-	-	-	-
C81	-	-	-	-	-	-	-	-	-	-	-	-	-	-	-	-	-	-	-	-
C82-85,C96	-	1.3	1.0	-	-	-	-	-	-	-	-	-	-	-	-	4.6	0.4	0.3	0.19	-
C88	-	-	-	-	-	-	-	-	-	-	-	-	-	-	-	-	-	-	-	-
C90	-	-	-	-	-	-	-	-	-	-	-	4.4	-	-	-	-	0.1	0.2	0.17	0.6
C91	-	-	1.0	-	-	1.8	-	-	-	3.4	-	-	-	-	-	-	0.4	0.4	0.26	0.7
C92-C94	-	-	-	-	2.0	-	1.8	3.6	-	6.7	-	8.7	2.9	2.4	-	-	1.3	1.4	0.47	3.5
C95	-	-	1.0	-	-	-	-	-	-	-	-	-	-	-	-	-	0.1	0.1	0.09	-
O&U	-	-	-	-	-	-	-	1.8	7.9	10.1	19.4	21.8	20.6	7.2	10.0	27.9	4.5	4.8	0.88	12.4
All	4.6	5.3	3.0	4.6	4.0	3.5	3.6	25.2	42.3	107.9	96.9	157.0	120.7	106.0	169.8	148.6	38.3	38.6	2.43	85.4

TABLE BRS-9(a): Cumulative Rate (Cu.Rate%) & Cumulative Risk (Cu.Risk) of individual sites (ICD-10) based on age specific rates (from 0-64 Years and from 0-74 Years) : 2006-2008 - Males
Barshi Rural

ICD-10	Site	0 - 64 Years		0 - 74 Years	
		Cu. Rate %	Cu. Risk	Cu. Rate%	Cu. Risk
C00	Lip	0.05	0.05	0.05	0.05
C01-C02	Tongue	0.09	0.09	0.12	0.12
C03-C06	Mouth	0.22	0.21	0.32	0.32
C07-C08	Salivary Gland	0.04	0.04	0.04	0.04
C09	Tonsil	0.05	0.05	0.07	0.07
C10	Oth. Oropharynx	0.00	0.00	0.00	0.00
C11	Nasopharynx	0.01	0.01	0.01	0.01
C12-C13	Hypopharynx	0.08	0.08	0.23	0.23
C14	Pharynx Unspecified	0.00	0.00	0.04	0.04
C15	Oesophagus	0.22	0.22	0.40	0.40
C16	Stomach	0.18	0.18	0.26	0.26
C17	Small Intestine	0.03	0.03	0.03	0.03
C18	Colon	0.15	0.15	0.19	0.19
C19-C20	Rectum	0.15	0.15	0.18	0.18
C21	Anus & Anal Canal	0.03	0.03	0.04	0.04
C22	Liver	0.45	0.45	0.53	0.54
C23-C24	Gallbladder etc.	0.04	0.04	0.07	0.07
C25	Pancreas	0.07	0.07	0.07	0.07
C30-C31	Nose, Sinuses etc.	0.00	0.00	0.00	0.00
C32	Larynx	0.10	0.10	0.25	0.25
C33-C34	Lung etc.	0.21	0.21	0.35	0.35
C37-C38	Other Thoracic Organs	0.01	0.01	0.01	0.01
C40-C41	Bone	0.07	0.07	0.09	0.09
C43	Melanoma of Skin	0.00	0.00	0.00	0.00
C44	Other Skin	0.02	0.02	0.07	0.07
C45	Mesothelioma	0.00	0.00	0.00	0.00
C46	Kaposi Sarcoma	0.00	0.00	0.00	0.00
C47 + C49	Conn. & Soft Tissue	0.02	0.02	0.02	0.02
C50	Breast	0.00	0.00	0.02	0.02
C60	Penis	0.22	0.22	0.32	0.32
C61	Prostate	0.10	0.10	0.28	0.28
C62	Testis	0.04	0.04	0.06	0.06
C63	Other Male Genital	0.00	0.00	0.00	0.00
C64	Kidney etc.	0.04	0.04	0.06	0.06
C65	Renal Pelvis	0.00	0.00	0.00	0.00
C66	Ureter	0.00	0.00	0.00	0.00
C67	Bladder	0.07	0.07	0.10	0.10
C68	Uns.Urinary Organs	0.00	0.00	0.00	0.00
C69	Eye	0.01	0.01	0.02	0.02
C70-C72	Brain, Nervous System	0.09	0.09	0.10	0.10
C73	Thyroid	0.03	0.03	0.03	0.03
C74	Adrenal Gland	0.00	0.00	0.00	0.00
C81	Hodgkins Disease	0.05	0.05	0.05	0.05
C82-85,C96	NHL	0.11	0.10	0.14	0.14
C88	Malig Imn.Prol D	0.00	0.00	0.00	0.00
C90	Multiple Myeloma	0.01	0.01	0.03	0.03
C91	Lymphoid Leuk.	0.09	0.09	0.11	0.11
C92-C94	Myeloid Leukaemia	0.13	0.13	0.13	0.13
C95	Leukaemia Uns	0.03	0.03	0.03	0.03
O&U	Other and Uns	0.46	0.45	0.68	0.68
	All Sites	3.76	3.69	5.61	5.46

TABLE BRS-9(b): Cumulative Rate (Cu.Rate%) & Cumulative Risk (Cu.Risk) of individual sites (ICD-10) based on age specific rates (from 0-64 years and from 0-74 years) : 2006-2008 - Females
Barshi Rural

ICD-10	Site	0 - 64 Years		0 - 74 Years	
		Cu. Rate %	Cu. Risk	Cu. Rate%	Cu. Risk
C00	Lip	0.00	0.00	0.00	0.00
C01-C02	Tongue	0.01	0.01	0.01	0.01
C03-C06	Mouth	0.09	0.09	0.14	0.14
C07-C08	Salivary Gland	0.00	0.00	0.00	0.00
C09	Tonsil	0.00	0.00	0.00	0.00
C10	Oth. Oropharynx	0.00	0.00	0.00	0.00
C11	Nasopharynx	0.01	0.01	0.01	0.01
C12-C13	Hypopharynx	0.01	0.01	0.01	0.01
C14	Pharynx Unspecified	0.00	0.00	0.00	0.00
C15	Oesophagus	0.17	0.17	0.26	0.26
C16	Stomach	0.17	0.17	0.27	0.27
C17	Small Intestine	0.00	0.00	0.00	0.00
C18	Colon	0.05	0.05	0.10	0.10
C19-C20	Rectum	0.07	0.07	0.09	0.09
C21	Anus & Anal Canal	0.00	0.00	0.00	0.00
C22	Liver	0.08	0.08	0.11	0.11
C23-C24	Gallbladder etc.	0.08	0.08	0.08	0.08
C25	Pancreas	0.00	0.00	0.02	0.02
C30-C31	Nose, Sinuses etc.	0.00	0.00	0.00	0.00
C32	Larynx	0.01	0.01	0.01	0.01
C33-C34	Lung etc.	0.20	0.20	0.29	0.29
C37-C38	Other Thoracic Organs	0.06	0.06	0.11	0.11
C40-C41	Bone	0.03	0.03	0.05	0.05
C43	Melanoma of Skin	0.00	0.00	0.00	0.00
C44	Other Skin	0.08	0.08	0.15	0.15
C45	Mesothelioma	0.00	0.00	0.00	0.00
C46	Kaposi Sarcoma	0.00	0.00	0.00	0.00
C47 + C49	Conn. & Soft Tissue	0.01	0.01	0.01	0.01
C50	Breast	0.77	0.77	0.92	0.93
C51	Vulva	0.00	0.00	0.00	0.00
C52	Vagina	0.02	0.02	0.04	0.04
C53	Cervix Uteri	1.59	1.58	2.13	2.15
C54	Corpus Uteri	0.06	0.06	0.14	0.14
C55	Uterus Unspecified	0.03	0.03	0.03	0.03
C56	Ovary etc.	0.14	0.14	0.22	0.22
C57	Other Female Genital	0.00	0.00	0.00	0.00
C58	Placenta	0.00	0.00	0.00	0.00
C64	Kidney etc.	0.00	0.00	0.00	0.00
C65	Renal Pelvis	0.00	0.00	0.00	0.00
C66	Ureter	0.00	0.00	0.00	0.00
C67	Bladder	0.00	0.00	0.00	0.00
C68	Uns.Urinary Organs	0.00	0.00	0.00	0.00
C69	Eye	0.03	0.03	0.03	0.03
C70-C72	Brain, Nervous System	0.05	0.05	0.05	0.05
C73	Thyroid	0.10	0.10	0.10	0.10
C74	Adrenal Gland	0.01	0.01	0.01	0.01
C81	Hodgkins Disease	0.02	0.02	0.02	0.02
C82-C85,C96	NHL	0.04	0.04	0.10	0.10
C88	Malig Imn.Prol D	0.00	0.00	0.00	0.00
C90	Multiple Myeloma	0.02	0.02	0.05	0.05
C91	Lymphoid Leuk.	0.05	0.05	0.05	0.05
C92-C94	Myeloid Leukaemia	0.10	0.10	0.13	0.13
C95	Leukaemia Uns	0.00	0.00	0.00	0.00
O&U	Other and Uns	0.36	0.36	0.45	0.45
	All Sites	4.54	4.44	6.20	6.01

Figure BRE-1
Population Pyramid showing Age Distribution: 2007-2008
Barshi Expanded

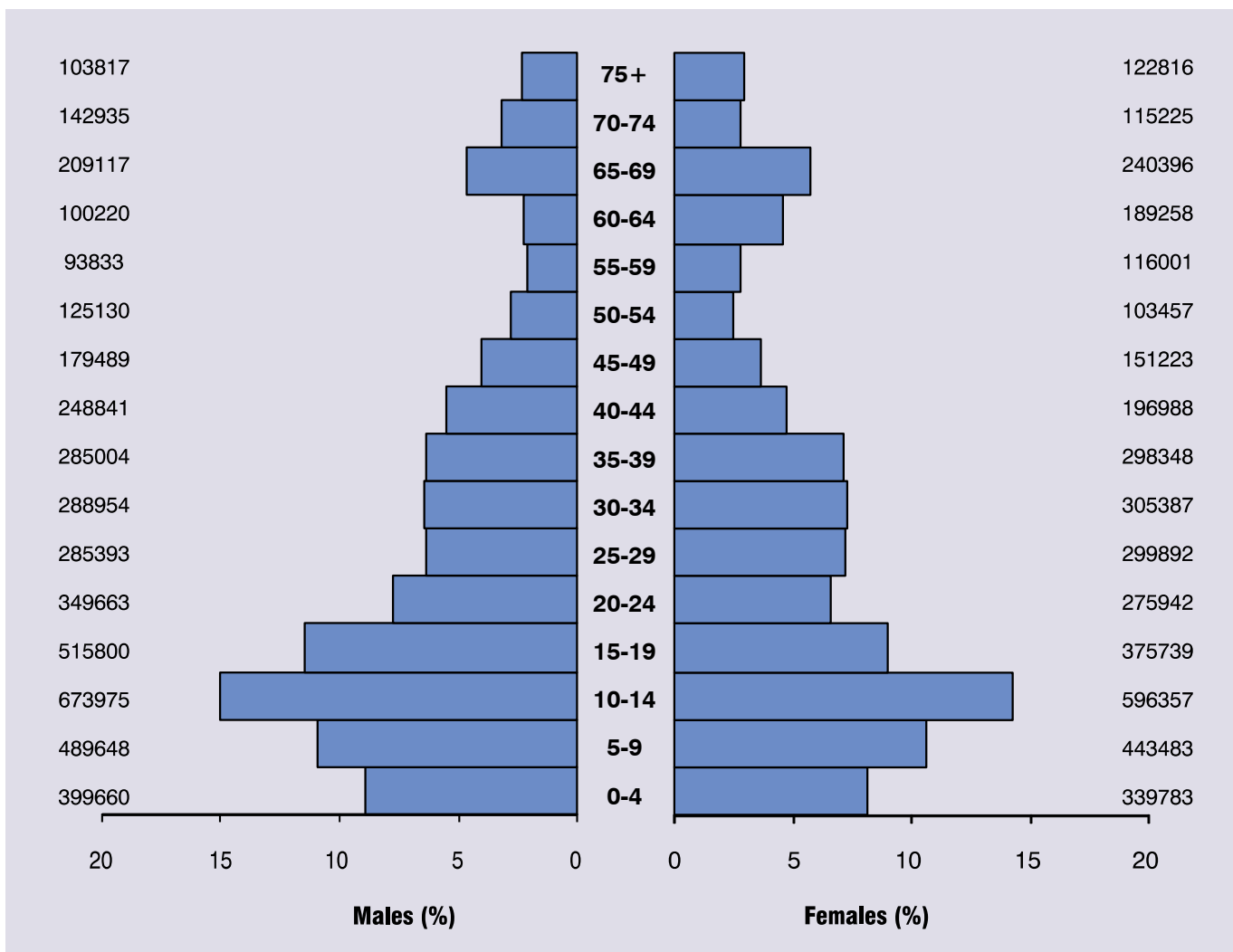


TABLE BRE-1
Population by Five Year Age Group and Gender: 2007-2008
Number and Relative Proportion (%)
Barshi Expanded

Age Group	Males		Females	
	Number	%	Number	%
0-4	399660	8.9	339783	8.1
5-9	489648	10.9	443483	10.6
10-14	673975	15.0	596357	14.3
15-19	515800	11.5	375739	9.0
20-24	349663	7.8	275942	6.6
25-29	285393	6.4	299892	7.2
30-34	288954	6.4	305387	7.3
35-39	285004	6.3	298348	7.2
40-44	248841	5.5	196988	4.7
45-49	179489	4.0	151223	3.6
50-54	125130	2.8	103457	2.5
55-59	93833	2.1	116001	2.8
60-64	100220	2.2	189258	4.5
65-69	209117	4.7	240396	5.8
70-74	142935	3.2	115225	2.8
75+	103817	2.3	122816	2.9
Total	4491479	100.0	4170295	100.0

TABLE BRE-2
Main Sources of Registration of Incident Cases of Cancer: 2007-2008
Barshi Expanded

Name of the Institution	Number	%
Barshi Cancer Hospital	1533	43.5
SRTR Medical College, Ambejogai	510	14.5
Civil Hospital (Ghati Hospital), Aurangabad	283	8.0
Civil Hospital, Beed	191	5.4
Camp, Barshi	70	2.0
Civil Hospital & V M Medical College, Solapur	62	1.8
Tata Memorial Centre, Bombay	62	1.8
Hiremath Hospital, Barshi	61	1.7
Dekhane Pathology Lab, Solapur	44	1.2
Pravara Hospital Loni, Ahemadnagar	40	1.1
Shree Pathology Lab(Dr Jadhav), Beed	39	1.1
Kahate Pathology Lab, Solapur	37	1.0
Aradhya Pathology Lab, Solapur	34	1.0
Jagdale Mama Hospital, Barshi	30	0.9
Dr. A.S. Kothari Hospital, Barshi	29	0.8
Home Visits Live Cases, Ausa	29	0.8
Civil Hospital, Osmanabad	24	0.7
Ashwini Sahakari Rugnalya, Solapur	21	0.6
Krishna Path. Lab, Latur	21	0.6
Others	405	11.5
Total	3525	100.0

1. Institutions listed have registered at least one percent of all cases in the registry for the combined years 2007-2008.
2. The numbers and proportion listed are the minimum number of cases. Institutions could have registered/ reported more cases, since duplicate registrations and non-resident/registry cases are not included.

**TABLE BRE-3 (a): Number of Incident Cancers by Five Year Age Group and Site (ICD-10):
2007-2008 – Males**

% = Relative Proportion of Cancers of All Sites

Barshi Expanded

ICD-10	Site	0-4	5-9	10-14	15-19	20-24	25-29	30-34	35-39	40-44	45-49	50-54	55-59	60-64	65-69	70-74	75+	Unkn	Total	%
C00	Lip	-	-	-	-	-	-	-	-	-	1	-	-	3	3	-	-	-	7	0.45
C01-C02	Tongue	-	-	-	-	-	4	13	12	10	7	10	10	6	7	9	4	-	92	5.94
C03-C06	Mouth	-	-	-	-	1	4	3	14	14	17	18	13	11	15	7	-	-	117	7.56
C07-C08	Salivary Gland	-	1	1	-	-	-	1	1	2	-	-	2	-	-	-	2	-	10	0.65
C09	Tonsil	-	-	-	-	-	-	-	1	-	1	3	2	3	5	1	3	-	19	1.23
C10	Oth. Oropharynx	-	-	-	-	-	-	1	-	-	-	-	-	1	-	2	-	4	0.26	
C11	Nasopharynx	-	-	-	1	-	1	-	-	1	-	-	-	-	-	-	1	-	4	0.26
C12-C13	Hypopharynx	-	-	-	-	-	-	-	1	2	1	4	9	11	9	8	11	-	56	3.62
C14	Pharynx Unspecified	-	-	-	-	-	-	-	-	2	-	-	2	-	3	5	-	-	12	0.78
C15	Oesophagus	-	-	-	-	1	-	2	2	4	4	7	13	12	12	8	8	1	74	4.78
C16	Stomach	-	-	-	-	1	1	-	3	4	5	6	5	8	11	12	5	-	61	3.94
C17	Small Intestine	-	-	-	-	-	-	-	-	-	-	-	-	-	1	-	-	-	1	0.06
C18	Colon	-	-	-	1	-	2	-	3	1	2	4	6	4	3	2	3	-	31	2.00
C19-C20	Rectum	-	-	-	1	1	4	2	6	8	4	2	2	5	5	5	8	-	53	3.42
C21	Anus & Anal Canal	-	-	-	-	-	-	-	1	-	-	2	2	2	1	3	-	-	11	0.71
C22	Liver	1	1	-	-	-	-	2	1	3	5	6	7	11	18	6	5	-	66	4.26
C23-C24	Gallbladder etc.	-	-	-	-	-	-	1	1	-	1	1	-	2	2	3	-	-	11	0.71
C25	Pancreas	-	-	-	-	-	-	-	1	-	5	3	2	4	1	-	1	-	17	1.10
C30-C31	Nose, Sinuses etc.	-	-	-	-	-	-	-	-	1	-	1	1	-	1	2	1	-	7	0.45
C32	Larynx	-	-	-	-	1	-	1	2	5	2	10	9	12	21	9	10	-	82	5.30
C33-C34	Lung etc.	-	-	1	-	-	1	4	4	5	7	9	5	11	17	12	10	-	86	5.56
C37-C38	Other Thoracic Organs	-	-	1	-	1	-	-	-	1	1	2	1	1	1	1	-	-	10	0.65
C40-C41	Bone	1	2	1	9	5	-	3	2	2	2	2	2	2	2	3	-	-	38	2.45
C43	Melanoma of Skin	-	-	-	-	-	-	-	-	-	-	-	-	-	1	1	-	-	2	0.13
C44	Other Skin	-	-	1	1	1	2	1	-	7	1	1	4	7	9	5	4	-	44	2.84
C45	Mesothelioma	-	-	-	-	-	-	-	-	-	-	-	-	-	-	-	-	-	-	-
C46	Kaposi Sarcoma	-	-	-	-	-	-	-	-	-	-	-	-	-	-	-	-	-	-	-
C47+C49	Conn. & Soft Tissue	3	1	2	-	-	1	1	2	2	3	1	-	3	1	-	4	-	24	1.55
C50	Breast	-	-	-	-	-	-	-	-	3	2	1	2	1	5	3	2	1	20	1.29
C60	Penis	-	-	-	-	1	-	2	3	1	6	10	3	5	17	11	3	-	62	4.01
C61	Prostate	-	-	-	-	-	-	-	-	2	2	2	5	9	7	21	15	1	64	4.13
C62	Testis	-	-	-	1	2	4	2	-	1	3	1	-	1	1	1	-	1	18	1.16
C63	Other Male Genital	-	-	-	-	-	-	-	-	-	-	-	-	-	-	-	-	-	-	-
C64	Kidney etc.	-	-	-	-	-	-	1	-	-	1	2	2	1	3	2	1	-	13	0.84
C65	Renal Pelvis	-	-	-	-	-	-	-	-	-	-	-	-	-	-	-	-	-	-	-
C66	Ureter	-	-	-	-	-	-	-	-	-	-	-	-	-	-	-	-	-	-	-
C67	Bladder	-	-	-	-	-	1	2	1	1	-	3	2	3	7	4	1	-	25	1.61
C68	Uns.Urinary Organs	-	-	-	-	-	-	-	-	-	-	-	-	-	-	-	-	-	-	-
C69	Eye	1	-	-	-	-	-	1	-	-	-	-	-	-	1	-	1	-	4	0.26
C70-C72	Brain, Nervous System	-	2	2	2	1	1	1	3	3	4	3	2	2	1	-	-	-	27	1.74
C73	Thyroid	-	-	-	-	-	1	-	4	2	1	-	-	5	3	-	1	-	17	1.10
C74	Adrenal Gland	-	-	-	-	-	-	-	-	-	1	-	-	-	-	-	-	-	1	0.06
C81	Hodgkins Disease	1	7	3	3	1	1	1	-	1	-	3	-	-	1	-	-	-	22	1.42
C82-85,C96	NHL	1	2	3	4	5	7	5	5	4	3	7	6	3	10	-	5	-	70	4.52
C88	Malig Imn.Prol D	-	-	-	-	-	-	-	-	-	-	-	-	-	-	-	-	-	-	-
C90	Multiple Myeloma	-	-	-	-	-	-	-	-	-	-	-	1	1	1	1	1	-	5	0.32
C91	Lymphoid Leuk.	3	1	4	4	3	-	-	5	2	-	1	1	-	1	-	-	-	25	1.61
C92-C94	Myeloid Leukaemia	-	3	2	3	3	-	3	3	2	1	5	1	4	1	4	-	-	35	2.26
C95	Leukaemia Uns	-	1	2	4	-	1	1	2	-	-	-	-	1	-	-	1	-	13	0.84
O&U	Other and Uns	1	1	1	1	4	3	4	9	11	19	22	25	25	26	19	16	1	188	12.14
	All Sites	12	22	24	35	32	39	58	92	107	112	152	147	179	235	168	129	5	1548	100.0

* O&U includes the Sites (ICD-10: C26, C39, C48, C75, C76, C77, C78, C79, C80, C97)

**TABLE BRE-3(b): Number of Incident Cancers by Five Year Age Group and Site (ICD-10):
2007-2008 – Females**

% = Relative Proportion of Cancers of All Sites

Barshi Expanded

ICD-10	Site	0-4	5-9	10-14	15-19	20-24	25-29	30-34	35-39	40-44	45-49	50-54	55-59	60-64	65-69	70-74	75+	Unkn	Total	%
C00	Lip														1				1	0.05
C01-C02	Tongue							1	3	8	3	4	4	2	4	7			36	1.82
C03-C06	Mouth					2		1	3	4	3	5	7	5	1				31	1.57
C07-C08	Salivary Gland						1	1	1			1			1				5	0.25
C09	Tonsil								1					1	2		1		5	0.25
C10	Oth. Oropharynx																			-
C11	Nasopharynx				1											1			2	0.10
C12-C13	Hypopharynx								1			1	2	3	1	1	1		10	0.51
C14	Pharynx Unspecified															1			1	0.05
C15	Oesophagus						1		2	3	2	8	4	9	15	4	6		54	2.73
C16	Stomach							1		7	2	5	4	5	6	8	2		40	2.02
C17	Small Intestine							1		1									2	0.10
C18	Colon					1	1	1	3	3	5		1	1	3	1	2	1	23	1.16
C19-C20	Rectum					2	4		2	5	4	1	4	2	9	2	1	1	37	1.87
C21	Anus & Anal Canal								4		1		1		2				8	0.40
C22	Liver	1							1	1	2	1	3	1	5		1		16	0.81
C23-C24	Gallbladder etc.						1			1	1		2			1			6	0.30
C25	Pancreas										2	1		1	1	1			6	0.30
C30-C31	Nose, Sinuses etc.								1		1			1	1	1	1		6	0.30
C32	Larynx					1		1			1		2	2	6				13	0.66
C33-C34	Lung etc.					1			2	1	2	6	3	3	2	8	2		30	1.52
C37-C38	Other Thoracic Organs										1	1				1			3	0.15
C40-C41	Bone			4	6	1	2				1	2	2	1	2	2			23	1.16
C43	Melanoma of Skin			1									1		4				6	0.30
C44	Other Skin								4	2	2			2	4	1	2	1	18	0.91
C45	Mesothelioma								1										1	0.05
C46	Kaposi Sarcoma																			-
C47+C49	Conn. & Soft Tissue	1			1	2	2	1	1	2	3	1	1	3	3				21	1.06
C50	Breast					1	8	19	45	58	74	68	35	64	46	27	13	2	460	23.27
C51	Vulva									1		3		2	1	1			8	0.40
C52	Vagina				2				4	1		2			1	1	3		14	0.71
C53	Cervix Uteri					5	8	25	34	86	74	93	77	109	94	55	16	5	681	34.45
C54	Corpus Uteri							1	1	1	4		5	5	2		2		21	1.06
C55	Uterus Unspecified								2	3									5	0.25
C56	Ovary etc.		2	1		3	4	7	10	12	13	18	11	11	8	8	2	1	111	5.61
C57	Other Female Genital																			-
C58	Placenta					1													1	0.05
C64	Kidney etc.			1				2			2		1	2	1	1	2		12	0.61
C65	Renal Pelvis																			-
C66	Ureter																			-
C67	Bladder										2			3	3	2	1		11	0.56
C68	Uns. Urinary Organs										1								1	0.05
C69	Eye		1							1					2				4	0.20
C70-C72	Brain, Nervous System		1	1	2	2	2	2	1			2	1	1	2	1			18	0.91
C73	Thyroid						6	2	2	6	5	1	3	2	1	1	1		30	1.52
C74	Adrenal Gland					1				1			1						3	0.15
C81	Hodgkins Disease			1	1	1		1					1	1					6	0.30
C82-85,C96	NHL		1		2	1	1		2	4	4		3	2	7	4	4		35	1.77
C88	Malig Imn.Prol D																			-
C90	Multiple Myeloma															2			2	0.10
C91	Lymphoid Leuk.	2		2	2				1	1		2	1	1					12	0.61
C92-C94	Myeloid Leukaemia	1		3	1	1	2	3	2	3	5					1	1		23	1.16
C95	Leukaemia Uns		1			1	1				3								6	0.30
O&U	Other and Uns		1	2	1	3	3		7	9	10	12	11	14	18	12	6		109	5.51
	All Sites	5	7	16	19	30	47	68	133	221	239	237	189	263	261	154	77	11	1977	100.0

TABLE BRE-4(a):
Average Annual Age Specific, Crude (CR), Age Adjusted (AAR) (with Standard Error (SE)) and
Truncated (35-64 Yrs) (TR) Incidence Rate per 100,000 population: 2007-2008 - Males
Barshi Expanded

ICD-10	0-4	5-9	10-14	15-19	20-24	25-29	30-34	35-39	40-44	45-49	50-54	55-59	60-64	65-69	70-74	>75	CR	AAR	SE	TR
C00	-	-	-	-	-	-	-	-	-	0.6	-	-	3.0	1.4	-	-	0.2	0.20	0.08	0.5
C01-C02	-	-	-	-	-	1.4	4.5	4.2	4.0	3.9	8.0	10.7	6.0	3.3	6.3	3.9	2.0	2.48	0.28	5.8
C03-C06	-	-	-	-	0.3	1.4	1.0	4.9	5.6	9.5	14.4	13.9	11.0	7.2	4.9	-	2.6	3.42	0.34	9.4
C07-C08	-	0.2	0.1	-	-	-	0.3	0.4	0.8	-	-	2.1	-	-	-	1.9	0.2	0.25	0.08	0.5
C09	-	-	-	-	-	-	-	0.4	-	0.6	2.4	2.1	3.0	2.4	0.7	2.9	0.4	0.52	0.13	1.2
C10	-	-	-	-	-	-	0.3	-	-	-	-	-	-	0.5	-	1.9	0.1	0.07	0.04	-
C11	-	-	-	0.2	-	0.4	-	-	0.4	-	-	-	-	-	-	1.0	0.1	0.09	0.05	0.1
C12-C13	-	-	-	-	-	-	-	0.4	0.8	0.6	3.2	9.6	11.0	4.3	5.6	10.6	1.2	1.54	0.22	3.5
C14	-	-	-	-	-	-	-	-	0.8	-	-	2.1	-	1.4	3.5	-	0.3	0.25	0.08	0.4
C15	-	-	-	-	0.3	-	0.7	0.7	1.6	2.2	5.6	13.9	12.0	5.7	5.6	7.7	1.6	2.09	0.26	5.1
C16	-	-	-	-	0.3	0.4	-	1.1	1.6	2.8	4.8	5.3	8.0	5.3	8.4	4.8	1.4	1.57	0.22	3.5
C17	-	-	-	-	-	-	-	-	-	-	-	-	-	0.5	-	-	-	0.01	0.01	-
C18	-	-	-	0.2	-	0.7	-	1.1	0.4	1.1	3.2	6.4	4.0	1.4	1.4	2.9	0.7	0.93	0.18	2.4
C19-C20	-	-	-	0.2	0.3	1.4	0.7	2.1	3.2	2.2	1.6	2.1	5.0	2.4	3.5	7.7	1.2	1.31	0.19	2.6
C21	-	-	-	-	-	-	-	0.4	-	-	1.6	2.1	2.0	0.5	2.1	-	0.2	0.32	0.11	0.9
C22	0.3	0.2	-	-	-	-	0.7	0.4	1.2	2.8	4.8	7.5	11.0	8.6	4.2	4.8	1.5	1.77	0.24	4.0
C23-C24	-	-	-	-	-	-	0.3	0.4	-	0.6	0.8	-	2.0	1.0	2.1	-	0.2	0.27	0.09	0.6
C25	-	-	-	-	-	-	-	0.4	-	2.8	2.4	2.1	4.0	0.5	-	1.0	0.4	0.59	0.15	1.8
C30-C31	-	-	-	-	-	-	-	-	0.4	-	0.8	1.1	-	0.5	1.4	1.0	0.2	0.17	0.07	0.3
C32	-	-	-	-	0.3	-	0.3	0.7	2.0	1.1	8.0	9.6	12.0	10.0	6.3	9.6	1.8	2.16	0.26	4.8
C33-C34	-	-	0.1	-	-	0.4	1.4	1.4	2.0	3.9	7.2	5.3	11.0	8.1	8.4	9.6	1.9	2.18	0.26	4.7
C37-C38	-	-	0.1	-	0.3	-	-	-	0.4	0.6	1.6	1.1	1.0	0.5	0.7	-	0.2	0.28	0.10	0.7
C40-C41	0.3	0.4	0.1	1.7	1.4	-	1.0	0.7	0.8	1.1	1.6	2.1	2.0	1.0	2.1	-	0.8	0.89	0.15	1.3
C43	-	-	-	-	-	-	-	-	-	-	-	-	-	0.5	0.7	-	-	0.03	0.02	-
C44	-	-	0.1	0.2	0.3	0.7	0.3	-	2.8	0.6	0.8	4.3	7.0	4.3	3.5	3.9	1.0	1.10	0.18	2.2
C45	-	-	-	-	-	-	-	-	-	-	-	-	-	-	-	-	-	-	-	-
C46	-	-	-	-	-	-	-	-	-	-	-	-	-	-	-	-	-	-	-	-
C47+C49	0.8	0.2	0.3	-	-	0.4	0.3	0.7	0.8	1.7	0.8	-	3.0	0.5	-	3.9	0.5	0.63	0.13	1.1
C50	-	-	-	-	-	-	-	-	1.2	1.1	0.8	2.1	1.0	2.4	2.1	1.9	0.4	0.46	0.11	1.0
C60	-	-	-	-	0.3	-	0.7	1.1	0.4	3.3	8.0	3.2	5.0	8.1	7.7	2.9	1.4	1.53	0.21	3.3
C61	-	-	-	-	-	-	-	-	0.8	1.1	1.6	5.3	9.0	3.3	14.7	14.4	1.4	1.45	0.20	2.5
C62	-	-	-	0.2	0.6	1.4	0.7	-	0.4	1.7	0.8	-	1.0	0.5	0.7	-	0.4	0.45	0.11	0.7
C63	-	-	-	-	-	-	-	-	-	-	-	-	-	-	-	-	-	-	-	-
C64	-	-	-	-	-	-	0.3	-	-	0.6	1.6	2.1	1.0	1.4	1.4	1.0	0.3	0.35	0.11	0.8
C65	-	-	-	-	-	-	-	-	-	-	-	-	-	-	-	-	-	-	-	-
C66	-	-	-	-	-	-	-	-	-	-	-	-	-	-	-	-	-	-	-	-
C67	-	-	-	-	-	0.4	0.7	0.4	0.4	-	2.4	2.1	3.0	3.3	2.8	1.0	0.6	0.62	0.14	1.2
C68	-	-	-	-	-	-	-	-	-	-	-	-	-	-	-	-	-	-	-	-
C69	0.3	-	-	-	-	-	0.3	-	-	-	-	-	-	0.5	-	1.0	0.1	0.08	0.04	-
C70-C72	-	0.4	0.3	0.4	0.3	0.4	0.3	1.1	1.2	2.2	2.4	2.1	2.0	0.5	-	-	0.6	0.74	0.15	1.8
C73	-	-	-	-	-	0.4	-	1.4	0.8	0.6	-	-	5.0	1.4	-	1.0	0.4	0.46	0.12	1.2
C74	-	-	-	-	-	-	-	-	-	0.6	-	-	-	-	-	-	-	0.03	0.03	0.1
C81	0.3	1.4	0.4	0.6	0.3	0.4	0.3	-	0.4	-	2.4	-	-	0.5	-	-	0.5	0.50	0.11	0.5
C82-85,C96	0.3	0.4	0.4	0.8	1.4	2.5	1.7	1.8	1.6	1.7	5.6	6.4	3.0	4.8	-	4.8	1.6	1.79	0.23	3.1
C88	-	-	-	-	-	-	-	-	-	-	-	-	-	-	-	-	-	-	-	-
C90	-	-	-	-	-	-	-	-	-	-	-	1.1	1.0	0.5	0.7	1.0	0.1	0.13	0.06	0.3
C91	0.8	0.2	0.6	0.8	0.9	-	-	1.8	0.8	-	0.8	1.1	-	0.5	-	-	0.6	0.55	0.12	0.8
C92-C94	-	0.6	0.3	0.6	0.9	-	1.0	1.1	0.8	0.6	4.0	1.1	4.0	0.5	2.8	-	0.8	0.89	0.16	1.8
C95	-	0.2	0.3	0.8	-	0.4	0.3	0.7	-	-	-	-	1.0	-	-	1.0	0.3	0.27	0.08	0.3
O&U	0.3	0.2	0.1	0.2	1.1	1.1	1.4	3.2	4.4	10.6	17.6	26.6	24.9	12.4	13.3	15.4	4.2	5.32	0.42	13.0
All	3.0	4.5	3.6	6.8	9.2	13.7	20.1	32.3	43.0	62.4	121.5	156.7	178.6	112.4	117.5	124.3	34.5	40.8	1.12	89.5

TABLE BRE-4(b):
Average Annual Age Specific, Crude (CR), Age Adjusted (AAR) (with Standard Error (SE)) and
Truncated (35-64 Yrs) (TR) Incidence Rate per 100,000 population: 2007-2008 - Females
Barshi Expanded

ICD-10	0-4	5-9	10-14	15-19	20-24	25-29	30-34	35-39	40-44	45-49	50-54	55-59	60-64	65-69	70-74	>75	CR	AAR	SE	TR
C00	-	-	-	-	-	-	-	-	-	-	-	-	-	0.4	-	-	-	0.01	0.01	-
C01-C02	-	-	-	-	-	-	-	0.3	1.5	5.3	2.9	3.4	2.1	0.8	3.5	5.7	0.9	1.00	0.18	2.6
C03-C06	-	-	-	-	0.7	-	-	0.3	1.5	2.6	2.9	4.3	3.7	2.1	0.9	-	0.7	0.87	0.17	2.4
C07-C08	-	-	-	-	-	0.3	0.3	0.3	-	-	1.0	-	-	0.4	-	-	0.1	0.13	0.06	0.2
C09	-	-	-	-	-	-	-	0.3	-	-	-	-	0.5	0.8	-	0.8	0.1	0.08	0.04	0.1
C10	-	-	-	-	-	-	-	-	-	-	-	-	-	-	-	-	-	-	-	-
C11	-	-	-	0.3	-	-	-	-	-	-	-	-	-	-	0.9	-	-	0.04	0.03	-
C12-C13	-	-	-	-	-	-	-	0.3	-	-	1.0	1.7	1.6	0.4	0.9	0.8	0.2	0.25	0.08	0.6
C14	-	-	-	-	-	-	-	-	-	-	-	-	-	-	0.9	-	-	0.02	0.02	-
C15	-	-	-	-	-	0.3	-	0.7	1.5	1.3	7.7	3.4	4.8	6.2	3.5	4.9	1.3	1.31	0.20	3.0
C16	-	-	-	-	-	-	0.3	-	3.6	1.3	4.8	3.4	2.6	2.5	6.9	1.6	1.0	1.04	0.18	2.5
C17	-	-	-	-	-	-	0.3	-	0.5	-	-	-	-	-	-	-	-	0.05	0.04	0.1
C18	-	-	-	-	0.4	0.3	0.3	1.0	1.5	3.3	-	0.9	0.5	1.2	0.9	1.6	0.6	0.57	0.13	1.3
C19-C20	-	-	-	-	0.7	1.3	-	0.7	2.5	2.6	1.0	3.4	1.1	3.7	1.7	0.8	0.9	0.91	0.16	1.9
C21	-	-	-	-	-	-	-	1.3	-	0.7	-	0.9	-	0.8	-	-	0.2	0.18	0.07	0.5
C22	0.3	-	-	-	-	-	-	0.3	0.5	1.3	1.0	2.6	0.5	2.1	-	0.8	0.4	0.42	0.11	1.0
C23-C24	-	-	-	-	-	0.3	-	-	0.5	0.7	-	1.7	-	-	0.9	-	0.1	0.18	0.08	0.4
C25	-	-	-	-	-	-	-	-	-	1.3	1.0	-	0.5	0.4	0.9	-	0.1	0.18	0.08	0.5
C30-C31	-	-	-	-	-	-	-	0.3	-	0.7	-	-	0.5	0.4	0.9	0.8	0.1	0.13	0.06	0.3
C32	-	-	-	-	0.4	-	0.3	-	-	0.7	-	1.7	1.1	2.5	-	-	0.3	0.27	0.08	0.5
C33-C34	-	-	-	-	0.4	-	-	0.7	0.5	1.3	5.8	2.6	1.6	0.8	6.9	1.6	0.7	0.83	0.17	2.0
C37-C38	-	-	-	-	-	-	-	-	-	0.7	1.0	-	-	-	0.9	-	0.1	0.11	0.06	0.3
C40-C41	-	-	0.7	1.6	0.4	0.7	-	-	-	0.7	1.9	1.7	0.5	0.8	1.7	-	0.6	0.57	0.13	0.7
C43	-	-	0.2	-	-	-	-	-	-	-	-	0.9	-	1.7	-	-	0.1	0.10	0.05	0.1
C44	-	-	-	-	-	-	-	-	2.0	1.3	1.9	-	1.1	1.7	0.9	1.6	0.4	0.44	0.12	1.1
C45	-	-	-	-	-	-	-	0.3	-	-	-	-	-	-	-	-	-	0.02	0.02	0.1
C46	-	-	-	-	-	-	-	-	-	-	-	-	-	-	-	-	-	-	-	-
C47+C49	0.3	-	-	0.3	0.7	0.7	0.3	0.3	1.0	2.0	1.0	0.9	1.6	1.2	-	-	0.5	0.57	0.13	1.1
C50	-	-	-	-	0.4	2.7	6.2	15.1	29.4	48.9	65.7	30.2	33.8	19.1	23.4	10.6	11.0	13.32	0.67	36.9
C51	-	-	-	-	-	-	-	-	0.5	-	2.9	-	1.1	0.4	0.9	-	0.2	0.25	0.10	0.7
C52	-	-	-	0.5	-	-	-	1.3	0.5	-	1.9	-	-	0.4	0.9	2.4	0.3	0.33	0.10	0.7
C53	-	-	-	-	1.8	2.7	8.2	11.4	43.7	48.9	89.9	66.4	57.6	39.1	47.7	13.0	16.3	18.93	0.79	50.6
C54	-	-	-	-	-	-	0.3	0.3	0.5	2.6	-	4.3	2.6	0.8	-	1.6	0.5	0.56	0.13	1.6
C55	-	-	-	-	-	-	-	0.7	1.5	-	-	-	-	-	-	-	0.1	0.13	0.06	0.4
C56	-	0.5	0.2	-	1.1	1.3	2.3	3.4	6.1	8.6	17.4	9.5	5.8	3.3	6.9	1.6	2.7	3.23	0.33	8.3
C57	-	-	-	-	-	-	-	-	-	-	-	-	-	-	-	-	-	-	-	-
C58	-	-	-	-	0.4	-	-	-	-	-	-	-	-	-	-	-	-	0.03	0.03	-
C64	-	-	0.2	-	-	-	0.7	-	-	1.3	-	0.9	1.1	0.4	0.9	1.6	0.3	0.27	0.08	0.5
C65	-	-	-	-	-	-	-	-	-	-	-	-	-	-	-	-	-	-	-	-
C66	-	-	-	-	-	-	-	-	-	-	-	-	-	-	-	-	-	-	-	-
C67	-	-	-	-	-	-	-	-	-	1.3	-	-	1.6	1.2	1.7	0.8	0.3	0.23	0.08	0.5
C68	-	-	-	-	-	-	-	-	-	0.7	-	-	-	-	-	-	-	0.04	0.04	0.1
C69	-	0.2	-	-	-	-	-	-	0.5	-	-	-	-	0.8	-	-	0.1	0.08	0.04	0.1
C70-C72	-	0.2	0.2	0.5	0.7	0.7	0.7	0.3	-	-	1.9	0.9	0.5	0.8	0.9	-	0.4	0.45	0.11	0.6
C73	-	-	-	-	-	2.0	0.7	0.7	3.0	3.3	1.0	2.6	1.1	0.4	0.9	0.8	0.7	0.86	0.16	2.0
C74	-	-	-	-	0.4	-	-	-	0.5	-	-	0.9	-	-	-	-	0.1	0.09	0.05	0.2
C81	-	-	0.2	0.3	0.4	-	0.3	-	-	-	-	0.9	0.5	-	-	-	0.1	0.14	0.06	0.2
C82-85,C96	-	0.2	-	0.5	0.4	0.3	-	0.7	2.0	2.6	-	2.6	1.1	2.9	3.5	3.3	0.8	0.81	0.15	1.5
C88	-	-	-	-	-	-	-	-	-	-	-	-	-	-	-	-	-	-	-	-
C90	-	-	-	-	-	-	-	-	-	-	-	-	-	-	1.7	-	-	0.03	0.02	-
C91	0.6	-	0.3	0.5	-	-	-	0.3	0.5	-	1.9	0.9	0.5	-	-	-	0.3	0.35	0.11	0.7
C92-C94	0.3	-	0.5	0.3	0.4	0.7	1.0	0.7	1.5	3.3	-	-	-	-	0.9	0.8	0.6	0.61	0.13	1.1
C95	-	0.2	-	-	0.4	0.3	-	-	-	2.0	-	-	-	-	-	-	0.1	0.20	0.08	0.4
O&U	-	0.2	0.3	0.3	1.1	1.0	-	2.3	4.6	6.6	11.6	9.5	7.4	7.5	10.4	4.9	2.6	2.84	0.30	6.7
All	1.5	1.6	2.7	5.1	10.9	15.7	22.3	44.6	112.2	158.0	229.1	162.9	139.0	108.6	133.7	62.7	47.4	54.3	1.32	136.8

**TABLE BRE-5(a): Number (#) and Proportion (%) of Cancers by Site (ICD-10) and Method of Diagnosis: 2007-2008 - Males
Barshi Expanded**

ICD-10 -	Site	Clinical		Microscopic		X-Ray / Imaging		DCO		Others		Unknown		Total	
		#	%	#	%	#	%	#	%	#	%	#	%	#	%
C00	Lip	-	-	6	85.7	-	-	-	-	1	14.3	-	-	7	100.0
C01-C02	Tongue	2	2.2	83	90.2	-	-	-	-	7	7.6	-	-	92	100.0
C03-C06	Mouth	-	-	98	83.8	4	3.4	-	-	15	12.8	-	-	117	100.0
C07-C08	Salivary Gland	-	-	9	90.0	-	-	-	-	1	10.0	-	-	10	100.0
C09	Tonsil	-	-	17	89.5	-	-	-	-	2	10.5	-	-	19	100.0
C10	Oth. Oropharynx	-	-	3	75.0	1	25.0	-	-	-	-	-	-	4	100.0
C11	Nasopharynx	-	-	4	100.0	-	-	-	-	-	-	-	-	4	100.0
C12-C13	Hypopharynx	2	3.6	49	87.5	2	3.6	-	-	3	5.4	-	-	56	100.0
C14	Pharynx Unspecified	-	-	9	75.0	2	16.7	-	-	1	8.3	-	-	12	100.0
C15	Oesophagus	2	2.7	62	83.8	2	2.7	-	-	8	10.8	-	-	74	100.0
C16	Stomach	-	-	54	88.5	1	1.6	-	-	6	9.8	-	-	61	100.0
C17	Small Intestine	-	-	1	100.0	-	-	-	-	-	-	-	-	1	100.0
C18	Colon	1	3.2	24	77.4	-	-	1	3.2	5	16.1	-	-	31	100.0
C19-C20	Rectum	1	1.9	49	92.5	-	-	-	-	3	5.7	-	-	53	100.0
C21	Anus & Anal Canal	-	-	8	72.7	-	-	-	-	3	27.3	-	-	11	100.0
C22	Liver	2	3.0	49	74.2	8	12.1	-	-	7	10.6	-	-	66	100.0
C23-C24	Gallbladder etc.	-	-	8	72.7	1	9.1	-	-	2	18.2	-	-	11	100.0
C25	Pancreas	-	-	9	52.9	1	5.9	-	-	7	41.2	-	-	17	100.0
C30-C31	Nose, Sinuses etc.	-	-	7	100.0	-	-	-	-	-	-	-	-	7	100.0
C32	Larynx	5	6.1	63	76.8	2	2.4	-	-	12	14.6	-	-	82	100.0
C33-C34	Lung etc.	3	3.5	49	57.0	16	18.6	1	1.2	17	19.8	-	-	86	100.0
C37-C38	Other Thoracic Organs	-	-	8	80.0	2	20.0	-	-	-	-	-	-	10	100.0
C40-C41	Bone	-	-	30	78.9	1	2.6	-	-	7	18.4	-	-	38	100.0
C43	Melanoma of Skin	-	-	2	100.0	-	-	-	-	-	-	-	-	2	100.0
C44	Other Skin	-	-	40	90.9	2	4.5	-	-	2	4.5	-	-	44	100.0
C45	Mesothelioma	-	-	-	-	-	-	-	-	-	-	-	-	-	-
C46	Kaposi Sarcoma	-	-	-	-	-	-	-	-	-	-	-	-	-	-
C47 + C49	Conn. & Soft Tissue	-	-	20	83.3	-	-	-	-	4	16.7	-	-	24	100.0
C50	Breast	1	5.0	18	90.0	1	5.0	-	-	-	-	-	-	20	100.0
C60	Penis	1	1.6	55	88.7	-	-	-	-	6	9.7	-	-	62	100.0
C61	Prostate	2	3.1	52	81.3	-	-	-	-	10	15.6	-	-	64	100.0
C62	Testis	-	-	15	83.3	2	11.1	-	-	1	5.6	-	-	18	100.0
C63	Other Male Genital	-	-	-	-	-	-	-	-	-	-	-	-	-	-
C64	Kidney etc.	1	7.7	10	76.9	-	-	-	-	2	15.4	-	-	13	100.0
C65	Renal Pelvis	-	-	-	-	-	-	-	-	-	-	-	-	-	-
C66	Ureter	-	-	-	-	-	-	-	-	-	-	-	-	-	-
C67	Bladder	1	4.0	20	80.0	1	4.0	-	-	3	12.0	-	-	25	100.0
C68	Uns. Urinary Organs	-	-	-	-	-	-	-	-	-	-	-	-	-	-
C69	Eye	-	-	3	75.0	-	-	-	-	1	25.0	-	-	4	100.0
C70-C72	Brain, Nervous System	-	-	23	85.2	-	-	-	-	4	14.8	-	-	27	100.0
C73	Thyroid	-	-	12	70.6	4	23.5	-	-	1	5.9	-	-	17	100.0
C74	Adrenal Gland	-	-	1	100.0	-	-	-	-	-	-	-	-	1	100.0
C81	Hodgkins Disease	-	-	19	86.4	-	-	-	-	3	13.6	-	-	22	100.0
C82-85,C96	NHL	-	-	64	91.4	-	-	-	-	6	8.6	-	-	70	100.0
C88	Malig Imn.Prol D	-	-	-	-	-	-	-	-	-	-	-	-	-	-
C90	Multiple Myeloma	-	-	4	80.0	-	-	-	-	1	20.0	-	-	5	100.0
C91	Lymphoid Leuk.	-	-	22	88.0	-	-	-	-	3	12.0	-	-	25	100.0
C92-C94	Myeloid Leukaemia	-	-	30	85.7	-	-	-	-	5	14.3	-	-	35	100.0
C95	Leukaemia Uns	-	-	13	100.0	-	-	-	-	-	-	-	-	13	100.0
O&U	Other and Uns	1	0.5	131	69.7	22	11.7	-	-	33	17.6	1	0.5	188	100.0
	All Sites	25	1.6	1253	80.9	75	4.8	2	-	192.0	12.4	1	0.1	1548	100.0

**TABLE BRE-5(b): Number (#) and Proportion (%) of Cancers by Site (ICD-10) and Method of Diagnosis : 2007-2008 - Females
Barshi Expanded**

ICD-10 -	Site	Clinical		Microscopic		X-Ray / Imaging		DCO		Others		Unknown		Total	
		#	%	#	%	#	%	#	%	#	%	#	%	#	%
C00	Lip	-	-	-	-	-	-	-	-	1	100.0	-	-	1	100.0
C01-C02	Tongue	1	2.8	35	97.2	-	-	-	-	-	-	-	-	36	100.0
C03-C06	Mouth	-	-	26	83.9	-	-	-	-	5	16.1	-	-	31	100.0
C07-C08	Salivary Gland	-	-	5	100.0	-	-	-	-	-	-	-	-	5	100.0
C09	Tonsil	-	-	5	100.0	-	-	-	-	-	-	-	-	5	100.0
C10	Oth. Oropharynx	-	-	-	-	-	-	-	-	-	-	-	-	-	-
C11	Nasopharynx	-	-	2	100.0	-	-	-	-	-	-	-	-	2	100.0
C12-C13	Hypopharynx	1	10.0	7	70.0	-	-	-	-	2	20.0	-	-	10	100.0
C14	Pharynx Unspecified	1	100.0	-	-	-	-	-	-	-	-	-	-	1	100.0
C15	Oesophagus	1	1.9	44	81.5	1	1.9	-	-	8	14.8	-	-	54	100.0
C16	Stomach	2	5.0	34	85.0	-	-	-	-	4	10.0	-	-	40	100.0
C17	Small Intestine	-	-	2	100.0	-	-	-	-	-	-	-	-	2	100.0
C18	Colon	-	-	19	82.6	-	-	-	-	4	17.4	-	-	23	100.0
C19-C20	Rectum	1	2.7	32	86.5	1	2.7	-	-	3	8.1	-	-	37	100.0
C21	Anus & Anal Canal	1	12.5	7	87.5	-	-	-	-	-	-	-	-	8	100.0
C22	Liver	-	-	13	81.3	1	6.3	-	-	2	12.5	-	-	16	100.0
C23-C24	Gallbladder etc.	-	-	4	66.7	1	16.7	-	-	1	16.7	-	-	6	100.0
C25	Pancreas	-	-	3	50.0	-	-	-	-	3	50.0	-	-	6	100.0
C30-C31	Nose, Sinuses etc.	-	-	5	83.3	-	-	-	-	-	-	1	16.7	6	100.0
C32	Larynx	1	7.7	10	76.9	-	-	-	-	2	15.4	-	-	13	100.0
C33-C34	Lung etc.	-	-	21	70.0	2	6.7	-	-	7	23.3	-	-	30	100.0
C37-C38	Other Thoracic Organs	-	-	1	33.3	1	33.3	-	-	1	33.3	-	-	3	100.0
C40-C41	Bone	-	-	17	73.9	1	4.3	-	-	5	21.7	-	-	23	100.0
C43	Melanoma of Skin	-	-	5	83.3	-	-	-	-	1	16.7	-	-	6	100.0
C44	Other Skin	-	-	17	94.4	-	-	-	-	1	5.6	-	-	18	100.0
C45	Mesothelioma	-	-	1	100.0	-	-	-	-	-	-	-	-	1	100.0
C46	Kaposi Sarcoma	-	-	-	-	-	-	-	-	-	-	-	-	-	-
C47+C49	Conn. & Soft Tissue	-	-	18	85.7	-	-	-	-	3	14.3	-	-	21	100.0
C50	Breast	15	3.3	349	75.9	53	11.5	-	-	43	9.3	-	-	460	100.0
C51	Vulva	-	-	8	100.0	-	-	-	-	-	-	-	-	8	100.0
C52	Vagina	-	-	11	78.6	-	-	-	-	3	21.4	-	-	14	100.0
C53	Cervix Uteri	19	2.8	602	88.4	12	1.8	-	-	48	7.0	-	-	681	100.0
C54	Corpus Uteri	-	-	19	90.5	-	-	-	-	2	9.5	-	-	21	100.0
C55	Uterus Unspecified	-	-	5	100.0	-	-	-	-	-	-	-	-	5	100.0
C56	Ovary etc.	5	4.5	80	72.1	9	8.1	-	-	17	15.3	-	-	111	100.0
C57	Other Female Genital	-	-	-	-	-	-	-	-	-	-	-	-	-	-
C58	Placenta	-	-	1	100.0	-	-	-	-	-	-	-	-	1	100.0
C64	Kidney etc.	-	-	9	75.0	1	8.3	-	-	2	16.7	-	-	12	100.0
C65	Renal Pelvis	-	-	-	-	-	-	-	-	-	-	-	-	-	-
C66	Ureter	-	-	-	-	-	-	-	-	-	-	-	-	-	-
C67	Bladder	-	-	11	100.0	-	-	-	-	-	-	-	-	11	100.0
C68	Uns.Urinary Organs	-	-	1	100.0	-	-	-	-	-	-	-	-	1	100.0
C69	Eye	-	-	4	100.0	-	-	-	-	-	-	-	-	4	100.0
C70-C72	Brain, Nervous System	-	-	15	83.3	1	5.6	-	-	2	11.1	-	-	18	100.0
C73	Thyroid	1	3.3	21	70.0	3	10.0	-	-	5	16.7	-	-	30	100.0
C74	Adrenal Gland	-	-	2	66.7	-	-	-	-	1	33.3	-	-	3	100.0
C81	Hodgkins Disease	-	-	5	83.3	-	-	-	-	1	16.7	-	-	6	100.0
C82-85,C96	NHL	-	-	31	88.6	1	2.9	-	-	3	8.6	-	-	35	100.0
C88	Malig Imn.Prol D	-	-	-	-	-	-	-	-	-	-	-	-	-	-
C90	Multiple Myeloma	-	-	-	-	-	-	-	-	2	100.0	-	-	2	100.0
C91	Lymphoid Leuk.	-	-	12	100.0	-	-	-	-	-	-	-	-	12	100.0
C92-C94	Myeloid Leukaemia	-	-	22	95.7	-	-	-	-	1	4.3	-	-	23	100.0
C95	Leukaemia Uns	-	-	5	83.3	-	-	-	-	1	16.7	-	-	6	100.0
O&U	Other and Uns	1	0.9	74	67.9	15	13.8	-	-	19	17.4	-	-	109	100.0
	All Sites	50	2.5	1620	81.9	103	5.2	-	-	203.0	10.3	1	0.1	1977	100.0

TABLE BRE-6(a): Number (#) and Proportion (%) of Cancers by Site (ICD-10) and Detailed Microscopic Diagnosis: 2007-2008 - Males : Barshi Expanded

ICD-10	Site	Pri. Hist		Sec. Hist		Cytology		Blood Film		Bone Marrow		Others		Total	
		#	%	#	%	#	%	#	%	#	%	#	%	#	%
C00	Lip	6	85.7	-	-	-	-	-	-	-	-	1	14.3	7	100.0
C01-C02	Tongue	82	89.1	-	-	1	1.1	-	-	-	-	9	9.8	92	100.0
C03-C06	Mouth	96	82.1	-	-	2	1.7	-	-	-	-	19	16.2	117	100.0
C07-C08	Salivary Gland	7	70.0	-	-	2	20.0	-	-	-	-	1	10.0	10	100.0
C09	Tonsil	15	78.9	-	-	2	10.5	-	-	-	-	2	10.5	19	100.0
C10	Oth. Oropharynx	3	75.0	-	-	-	-	-	-	-	-	1	25.0	4	100.0
C11	Nasopharynx	4	100.0	-	-	-	-	-	-	-	-	-	-	4	100.0
C12-C13	Hypopharynx	47	83.9	-	-	2	3.6	-	-	-	-	7	12.5	56	100.0
C14	Pharynx Unspecified	9	75.0	-	-	-	-	-	-	-	-	3	25.0	12	100.0
C15	Oesophagus	62	83.8	-	-	-	-	-	-	-	-	12	16.2	74	100.0
C16	Stomach	53	86.9	-	-	1	1.6	-	-	-	-	7	11.5	61	100.0
C17	Small Intestine	1	100.0	-	-	-	-	-	-	-	-	-	-	1	100.0
C18	Colon	23	74.2	-	-	1	3.2	-	-	-	-	7	22.6	31	100.0
C19-C20	Rectum	49	92.5	-	-	-	-	-	-	-	-	4	7.5	53	100.0
C21	Anus & Anal Canal	8	72.7	-	-	-	-	-	-	-	-	3	27.3	11	100.0
C22	Liver	38	57.6	-	-	11	16.7	-	-	-	-	17	25.8	66	100.0
C23-C24	Gallbladder etc.	6	54.5	-	-	2	18.2	-	-	-	-	3	27.3	11	100.0
C25	Pancreas	8	47.1	-	-	1	5.9	-	-	-	-	8	47.1	17	100.0
C30-C31	Nose, Sinuses etc.	7	100.0	-	-	-	-	-	-	-	-	-	-	7	100.0
C32	Larynx	58	70.7	-	-	5	6.1	-	-	-	-	19	23.2	82	100.0
C33-C34	Lung etc.	32	37.2	-	-	16	18.6	1	1.2	-	-	37	43.0	86	100.0
C37-C38	Other Thoracic Organs	4	40.0	-	-	4	40.0	-	-	-	-	2	20.0	10	100.0
C40-C41	Bone	29	76.3	-	-	-	-	-	-	1	2.6	8	21.1	38	100.0
C43	Melanoma of Skin	2	100.0	-	-	-	-	-	-	-	-	-	-	2	100.0
C44	Other Skin	38	86.4	-	-	2	4.5	-	-	-	-	4	9.1	44	100.0
C45	Mesothelioma	-	-	-	-	-	-	-	-	-	-	-	-	-	-
C46	Kaposi Sarcoma	-	-	-	-	-	-	-	-	-	-	-	-	-	-
C47 + C49	Conn. & Soft Tissue	20	83.3	-	-	-	-	-	-	-	-	4	16.7	24	100.0
C50	Breast	15	75.0	-	-	3	15.0	-	-	-	-	2	10.0	20	100.0
C60	Penis	55	88.7	-	-	-	-	-	-	-	-	7	11.3	62	100.0
C61	Prostate	51	79.7	-	-	1	1.6	-	-	-	-	12	18.8	64	100.0
C62	Testis	15	83.3	-	-	-	-	-	-	-	-	3	16.7	18	100.0
C63	Other Male Genital	-	-	-	-	-	-	-	-	-	-	-	-	-	-
C64	Kidney etc.	10	76.9	-	-	-	-	-	-	-	-	3	23.1	13	100.0
C65	Renal Pelvis	-	-	-	-	-	-	-	-	-	-	-	-	-	-
C66	Ureter	-	-	-	-	-	-	-	-	-	-	-	-	-	-
C67	Bladder	20	80.0	-	-	-	-	-	-	-	-	5	20.0	25	100.0
C68	Uns. Urinary Organs	-	-	-	-	-	-	-	-	-	-	-	-	-	-
C69	Eye	3	75.0	-	-	-	-	-	-	-	-	1	25.0	4	100.0
C70-C72	Brain, Nervous System	23	85.2	-	-	-	-	-	-	-	-	4	14.8	27	100.0
C73	Thyroid	7	41.2	-	-	5	29.4	-	-	-	-	5	29.4	17	100.0
C74	Adrenal Gland	1	100.0	-	-	-	-	-	-	-	-	-	-	1	100.0
C81	Hodgkins Disease	18	81.8	-	-	1	4.5	-	-	-	-	3	13.6	22	100.0
C82-85,C96	NHL	60	85.7	-	-	-	-	-	-	4	5.7	6	8.6	70	100.0
C88	Malig Imn.Prol D	-	-	-	-	-	-	-	-	-	-	-	-	-	-
C90	Multiple Myeloma	3	60.0	-	-	-	-	-	-	1	20.0	1	20.0	5	100.0
C91	Lymphoid Leuk.	1	4.0	-	-	-	-	2	8.0	19	76.0	3	12.0	25	100.0
C92-C94	Myeloid Leukaemia	1	2.9	-	-	-	-	4	11.4	25	71.4	5	14.3	35	100.0
C95	Leukaemia Uns	1	7.7	-	-	-	-	2	15.4	10	76.9	-	-	13	100.0
O&U	Other and Uns	96	51.1	-	-	34	18.1	-	-	1	0.5	57	30.3	188	100.0
	All Sites	1087	70.2	-	-	96	6.2	9	0.6	61	3.9	295	19.1	1548	100.0

TABLE BRE-6(b): Number (#) and Proportion (%) of Cancers by Site (ICD-10) and Detailed Microscopic Diagnosis: 2007-2008 - Females : Barshi Expanded

ICD-10	Site	Pri. Hist		Sec. Hist		Cytology		Blood Film		Bone Marrow		Others		Total	
		#	%	#	%	#	%	#	%	#	%	#	%	#	%
C00	Lip	-	-	-	-	-	-	-	-	-	-	1	100.0	1	100.0
C01-C02	Tongue	34	94.4	-	-	1	2.8	-	-	-	-	1	2.8	36	100.0
C03-C06	Mouth	26	83.9	-	-	-	-	-	-	-	-	5	16.1	31	100.0
C07-C08	Salivary Gland	5	100.0	-	-	-	-	-	-	-	-	-	-	5	100.0
C09	Tonsil	5	100.0	-	-	-	-	-	-	-	-	-	-	5	100.0
C10	Oth. Oropharynx	-	-	-	-	-	-	-	-	-	-	-	-	-	-
C11	Nasopharynx	2	100.0	-	-	-	-	-	-	-	-	-	-	2	100.0
C12-C13	Hypopharynx	7	70.0	-	-	-	-	-	-	-	-	3	30.0	10	100.0
C14	Pharynx Unspecified	-	-	-	-	-	-	-	-	-	-	1	100.0	1	100.0
C15	Oesophagus	44	81.5	-	-	-	-	-	-	-	-	10	18.5	54	100.0
C16	Stomach	33	82.5	-	-	1	2.5	-	-	-	-	6	15.0	40	100.0
C17	Small Intestine	2	100.0	-	-	-	-	-	-	-	-	-	-	2	100.0
C18	Colon	19	82.6	-	-	-	-	-	-	-	-	4	17.4	23	100.0
C19-C20	Rectum	32	86.5	-	-	-	-	-	-	-	-	5	13.5	37	100.0
C21	Anus & Anal Canal	7	87.5	-	-	-	-	-	-	-	-	1	12.5	8	100.0
C22	Liver	10	62.5	-	-	3	18.8	-	-	-	-	3	18.8	16	100.0
C23-C24	Gallbladder etc.	4	66.7	-	-	-	-	-	-	-	-	2	33.3	6	100.0
C25	Pancreas	2	33.3	-	-	1	16.7	-	-	-	-	3	50.0	6	100.0
C30-C31	Nose, Sinuses etc.	5	83.3	-	-	-	-	-	-	-	-	1	16.7	6	100.0
C32	Larynx	10	76.9	-	-	-	-	-	-	-	-	3	23.1	13	100.0
C33-C34	Lung etc.	12	40.0	-	-	9	30.0	-	-	-	-	9	30.0	30	100.0
C37-C38	Other Thoracic Organs	1	33.3	-	-	-	-	-	-	-	-	2	66.7	3	100.0
C40-C41	Bone	16	69.6	-	-	1	4.3	-	-	-	-	6	26.1	23	100.0
C43	Melanoma of Skin	4	66.7	-	-	1	16.7	-	-	-	-	1	16.7	6	100.0
C44	Other Skin	15	83.3	-	-	2	11.1	-	-	-	-	1	5.6	18	100.0
C45	Mesothelioma	1	100.0	-	-	-	-	-	-	-	-	-	-	1	100.0
C46	Kaposi Sarcoma	-	-	-	-	-	-	-	-	-	-	-	-	-	-
C47+C49	Conn. & Soft Tissue	18	85.7	-	-	-	-	-	-	-	-	3	14.3	21	100.0
C50	Breast	303	65.9	-	-	46	10.0	-	-	-	-	111	24.1	460	100.0
C51	Vulva	8	100.0	-	-	-	-	-	-	-	-	-	-	8	100.0
C52	Vagina	11	78.6	-	-	-	-	-	-	-	-	3	21.4	14	100.0
C53	Cervix Uteri	585	85.9	-	-	17	2.5	-	-	-	-	79	11.6	681	100.0
C54	Corpus Uteri	19	90.5	-	-	-	-	-	-	-	-	2	9.5	21	100.0
C55	Uterus Unspecified	5	100.0	-	-	-	-	-	-	-	-	-	-	5	100.0
C56	Ovary etc.	71	64.0	-	-	9	8.1	-	-	-	-	31	27.9	111	100.0
C57	Other Female Genital	-	-	-	-	-	-	-	-	-	-	-	-	-	-
C58	Placenta	1	100.0	-	-	-	-	-	-	-	-	-	-	1	100.0
C64	Kidney etc.	9	75.0	-	-	-	-	-	-	-	-	3	25.0	12	100.0
C65	Renal Pelvis	-	-	-	-	-	-	-	-	-	-	-	-	-	-
C66	Ureter	-	-	-	-	-	-	-	-	-	-	-	-	-	-
C67	Bladder	11	100.0	-	-	-	-	-	-	-	-	-	-	11	100.0
C68	Uns. Urinary Organs	-	-	-	-	1	100.0	-	-	-	-	-	-	1	100.0
C69	Eye	4	100.0	-	-	-	-	-	-	-	-	-	-	4	100.0
C70-C72	Brain, Nervous System	15	83.3	-	-	-	-	-	-	-	-	3	16.7	18	100.0
C73	Thyroid	18	60.0	-	-	3	10.0	-	-	-	-	9	30.0	30	100.0
C74	Adrenal Gland	2	66.7	-	-	-	-	-	-	-	-	1	33.3	3	100.0
C81	Hodgkins Disease	5	83.3	-	-	-	-	-	-	-	-	1	16.7	6	100.0
C82-85,C96	NHL	29	82.9	-	-	2	5.7	-	-	-	-	4	11.4	35	100.0
C88	Malig Imn.Prol D	-	-	-	-	-	-	-	-	-	-	-	-	-	-
C90	Multiple Myeloma	-	-	-	-	-	-	-	-	-	-	2	100.0	2	100.0
C91	Lymphoid Leuk.	1	8.3	-	-	-	-	1	8.3	10	83.3	-	-	12	100.0
C92-C94	Myeloid Leukaemia	-	-	-	-	-	-	2	8.7	20	87.0	1	4.3	23	100.0
C95	Leukaemia Uns	-	-	-	-	-	-	2	33.3	3	50.0	1	16.7	6	100.0
O&U	Other and Uns	52	47.7	2	1.8	19	17.4	-	-	1	0.9	35	32.1	109	100.0
	All Sites	1463	74.0	2	0.1	116	5.9	5	0.3	34	1.7	357	18.1	1977	100.0

**TABLE BRE-7 (a): Number of Cancer Deaths by Five Year Age Group and Site (ICD-10):
2007-2008 – Males**

% = Relative Proportion of Cancers of All Sites

Barshi Expanded

ICD-10	Site	0-4	5-9	10-14	15-19	20-24	25-29	30-34	35-39	40-44	45-49	50-54	55-59	60-64	65-69	70-74	75+	Unkn	Total	%
C00	Lip	-	-	-	-	-	-	-	-	-	-	-	-	-	-	-	-	-	-	-
C01-C02	Tongue	-	-	-	-	-	1	2	3	3	1	1	-	-	-	2	1	-	14	3.86
C03-C06	Mouth	-	-	-	-	-	1	-	5	2	1	1	3	2	-	-	-	-	15	4.13
C07-C08	Salivary Gland	-	-	-	-	-	-	-	-	-	-	-	-	-	-	-	-	-	-	-
C09	Tonsil	-	-	-	-	-	-	-	-	-	-	1	1	-	1	-	-	-	3	0.83
C10	Oth. Oropharynx	-	-	-	-	-	-	1	-	-	-	-	-	-	1	-	1	-	3	0.83
C11	Nasopharynx	-	-	-	1	-	-	-	-	-	-	-	-	-	-	-	-	-	1	0.28
C12-C13	Hypopharynx	-	-	-	-	-	-	-	-	-	-	1	2	2	1	4	6	-	16	4.41
C14	Pharynx Unspecified	-	-	-	-	-	-	-	-	-	-	-	2	-	1	3	-	-	6	1.65
C15	Oesophagus	-	-	-	-	-	-	-	-	1	1	1	6	2	1	3	2	-	17	4.68
C16	Stomach	-	-	-	-	-	1	-	-	-	1	-	1	2	1	4	2	-	12	3.31
C17	Small Intestine	-	-	-	-	-	-	-	-	-	-	-	-	-	-	-	-	-	-	-
C18	Colon	-	-	-	-	-	-	-	2	-	-	2	1	1	-	-	-	1	7	1.93
C19-C20	Rectum	-	-	-	-	-	-	1	-	2	1	-	-	-	-	1	-	-	5	1.38
C21	Anus & Anal Canal	-	-	-	-	-	-	-	1	-	-	-	-	-	1	-	-	-	2	0.55
C22	Liver	-	-	-	-	-	-	-	-	1	4	3	1	-	5	1	-	-	15	4.13
C23-C24	Gallbladder etc.	-	-	-	-	-	-	-	-	-	-	-	-	1	1	-	-	-	2	0.55
C25	Pancreas	-	-	-	-	-	-	-	-	-	2	-	-	-	-	-	1	-	3	0.83
C30-C31	Nose, Sinuses etc.	-	-	-	-	-	-	-	-	-	-	-	-	-	-	-	-	-	-	-
C32	Larynx	-	-	-	-	-	-	-	-	1	1	4	3	1	5	2	2	1	20	5.51
C33-C34	Lung etc.	-	-	-	-	-	-	-	2	1	1	1	1	1	5	6	-	-	18	4.96
C37-C38	Other Thoracic Organs	-	-	-	-	-	-	-	-	1	-	-	-	-	-	-	-	-	1	0.28
C40-C41	Bone	-	1	-	1	1	-	-	-	-	2	-	1	-	1	-	-	-	7	1.93
C43	Melanoma of Skin	-	-	-	-	-	-	-	-	-	-	-	-	-	-	1	-	-	1	0.28
C44	Other Skin	-	-	-	-	-	-	-	-	1	-	-	-	-	-	-	-	-	1	0.28
C45	Mesothelioma	-	-	-	-	-	-	-	-	-	-	-	-	-	-	-	-	-	-	-
C46	Kaposi Sarcoma	-	-	-	-	-	-	-	-	-	-	-	-	-	-	-	-	-	-	-
C47+C49	Conn. & Soft Tissue	1	-	-	-	-	-	-	-	1	-	-	-	1	-	-	2	-	5	1.38
C50	Breast	-	-	-	-	-	-	-	-	-	-	-	-	2	-	-	-	-	2	0.55
C60	Penis	-	-	-	-	-	-	-	-	1	-	2	-	-	1	-	-	-	4	1.10
C61	Prostate	-	-	-	-	-	-	-	-	-	-	-	-	1	1	2	3	-	7	1.93
C62	Testis	-	-	-	-	-	1	-	-	-	-	-	-	-	-	1	-	-	2	0.55
C63	Other Male Genital	-	-	-	-	-	-	-	-	-	-	-	-	-	-	-	-	-	-	-
C64	Kidney etc.	-	-	-	-	-	-	-	-	-	-	-	-	-	2	-	1	-	3	0.83
C65	Renal Pelvis	-	-	-	-	-	-	-	-	-	-	-	-	-	-	-	-	-	-	-
C66	Ureter	-	-	-	-	-	-	-	-	-	-	-	-	-	-	-	-	-	-	-
C67	Bladder	-	-	-	-	-	-	-	-	-	-	-	-	-	2	1	-	-	3	0.83
C68	Uns. Urinary Organs	-	-	-	-	-	-	-	-	-	-	-	-	-	-	-	-	-	-	-
C69	Eye	-	-	-	-	-	-	-	-	-	-	-	-	-	-	-	-	-	-	-
C70-C72	Brain, Nervous System	-	-	-	-	-	-	-	-	-	1	-	-	-	-	-	-	-	1	0.28
C73	Thyroid	-	-	-	-	-	-	-	-	-	-	-	-	-	1	-	1	-	2	0.55
C74	Adrenal Gland	-	-	-	-	-	-	-	-	-	-	-	-	-	-	-	-	-	-	-
C81	Hodgkins Disease	-	-	-	-	-	-	-	-	-	-	-	-	-	1	-	-	-	1	0.28
C82-85,C96	NHL	-	-	-	-	-	-	-	-	-	-	1	-	-	2	-	1	-	4	1.10
C88	Malig Imn.Prol D	-	-	-	-	-	-	-	-	-	-	-	-	-	-	-	-	-	-	-
C90	Multiple Myeloma	-	-	-	-	-	-	-	-	-	-	-	-	-	-	-	1	-	1	0.28
C91	Lymphoid Leuk.	1	-	-	1	1	-	-	1	-	-	-	1	-	1	-	-	-	6	1.65
C92-C94	Myeloid Leukaemia	-	-	1	-	1	-	-	1	-	1	2	-	2	-	1	-	-	9	2.48
C95	Leukaemia Uns	-	-	-	2	-	-	-	1	-	-	-	-	-	-	-	-	-	3	0.83
O&U	Other and Uns	-	1	1	4	2	1	5	2	5	11	17	11	22	24	21	13	1	141	38.84
	All Sites	2	2	2	9	5	5	9	18	20	28	37	34	40	59	53	37	3	363	100.00

**TABLE BRE-7 (b): Number of Cancer Deaths by Five Year Age Group and Site (ICD-10):
2007-2008 – Females**

% = Relative Proportion of Cancers of All Sites

Barshi Expanded

ICD-10	Site	0-4	5-9	10-14	15-19	20-24	25-29	30-34	35-39	40-44	45-49	50-54	55-59	60-64	65-69	70-74	75+	Unkn	Total	%
C00	Lip	-	-	-	-	-	-	-	-	-	-	-	-	-	-	-	-	-	-	-
C01-C02	Tongue	-	-	-	-	-	-	-	-	-	1	-	1	1	1	1	-	-	5	1.75
C03-C06	Mouth	-	-	-	-	-	-	-	-	-	-	-	-	-	1	-	-	1	2	0.70
C07-C08	Salivary Gland	-	-	-	-	-	-	-	-	-	-	-	-	-	-	-	-	-	-	-
C09	Tonsil	-	-	-	-	-	-	-	-	-	-	-	-	-	1	-	-	-	1	0.35
C10	Oth. Oropharynx	-	-	-	-	-	-	-	-	-	-	-	-	-	-	-	-	-	-	-
C11	Nasopharynx	-	-	-	1	-	-	-	-	-	-	-	-	-	-	-	-	-	1	0.35
C12-C13	Hypopharynx	-	-	-	-	-	-	-	-	-	-	-	-	-	1	-	-	-	1	0.35
C14	Pharynx Unspecified	-	-	-	-	-	-	-	-	-	-	-	-	-	-	-	-	-	-	-
C15	Oesophagus	-	-	-	-	-	-	-	1	1	-	4	-	-	1	1	1	-	9	3.15
C16	Stomach	-	-	-	-	-	-	-	-	1	-	1	-	2	-	2	1	-	7	2.45
C17	Small Intestine	-	-	-	-	-	-	-	-	-	-	-	-	-	-	-	-	-	-	-
C18	Colon	-	-	-	-	-	-	-	-	-	-	-	-	-	1	1	1	-	3	1.05
C19-C20	Rectum	-	-	-	-	-	-	-	-	1	-	-	1	2	3	-	1	-	8	2.80
C21	Anus & Anal Canal	-	-	-	-	-	-	-	-	-	-	-	-	-	-	-	-	-	-	-
C22	Liver	1	-	-	-	-	-	-	-	1	1	-	2	-	-	-	-	-	5	1.75
C23-C24	Gallbladder etc.	-	-	-	-	-	-	-	-	-	-	-	-	-	-	1	-	-	1	0.35
C25	Pancreas	-	-	-	-	-	-	-	-	-	1	-	-	-	-	1	-	-	2	0.70
C30-C31	Nose, Sinuses etc.	-	-	-	-	-	-	-	-	-	-	-	-	-	-	-	-	-	-	-
C32	Larynx	-	-	-	-	-	-	-	-	-	1	-	-	-	-	-	-	-	1	0.35
C33-C34	Lung etc.	-	-	-	-	-	-	-	2	-	-	1	-	-	1	1	-	-	5	1.75
C37-C38	Other Thoracic Organs	-	-	-	-	-	-	-	-	-	1	-	-	-	-	-	-	-	1	0.35
C40-C41	Bone	-	-	1	1	-	1	-	-	-	-	1	1	-	-	1	-	-	6	2.10
C43	Melanoma of Skin	-	-	-	-	-	-	-	-	-	-	-	-	-	1	-	-	-	1	0.35
C44	Other Skin	-	-	-	-	-	-	-	-	-	-	-	-	-	2	-	-	-	2	0.70
C45	Mesothelioma	-	-	-	-	-	-	-	-	-	-	-	-	-	-	-	-	-	-	-
C46	Kaposi Sarcoma	-	-	-	-	-	-	-	-	-	-	-	-	-	-	-	-	-	-	-
C47+C49	Conn. & Soft Tissue	-	-	-	-	-	-	-	-	-	-	1	-	-	-	-	-	-	1	0.35
C50	Breast	-	-	-	-	-	1	1	1	-	5	8	-	5	4	2	-	-	27	9.44
C51	Vulva	-	-	-	-	-	-	-	-	-	-	-	-	-	-	-	-	-	-	-
C52	Vagina	-	-	-	-	-	-	-	1	-	-	-	-	-	-	1	-	-	2	0.70
C53	Cervix Uteri	-	-	-	-	-	-	2	3	4	4	9	5	11	7	3	-	-	48	16.78
C54	Corpus Uteri	-	-	-	-	-	-	-	-	-	1	-	1	-	-	-	1	-	3	1.05
C55	Uterus Unspecified	-	-	-	-	-	-	-	-	-	-	-	-	-	-	-	-	-	-	-
C56	Ovary etc.	-	-	-	-	-	-	1	1	-	1	3	3	2	1	-	-	-	12	4.20
C57	Other Female Genital	-	-	-	-	-	-	-	-	-	-	-	-	-	-	-	-	-	-	-
C58	Placenta	-	-	-	-	-	-	-	-	-	-	-	-	-	-	-	-	-	-	-
C64	Kidney etc.	-	-	-	-	-	-	-	-	-	-	-	-	1	1	-	-	-	2	0.70
C65	Renal Pelvis	-	-	-	-	-	-	-	-	-	-	-	-	-	-	-	-	-	-	-
C66	Ureter	-	-	-	-	-	-	-	-	-	-	-	-	-	-	-	-	-	-	-
C67	Bladder	-	-	-	-	-	-	-	-	-	1	-	-	1	-	1	-	-	3	1.05
C68	Uns. Urinary Organs	-	-	-	-	-	-	-	-	-	1	-	-	-	-	-	-	-	1	0.35
C69	Eye	-	-	-	-	-	-	-	-	-	-	-	-	-	-	-	-	-	-	-
C70-C72	Brain, Nervous System	-	1	-	-	1	-	-	1	-	-	1	1	1	-	-	-	-	6	2.10
C73	Thyroid	-	-	-	-	-	-	-	-	-	-	-	-	-	-	1	-	-	1	0.35
C74	Adrenal Gland	-	-	-	-	-	-	-	-	-	-	-	-	-	-	-	-	-	-	-
C81	Hodgkins Disease	-	-	-	-	-	-	-	-	-	-	-	-	-	-	-	-	-	-	-
C82-85,C96	NHL	-	-	-	-	-	-	-	-	-	-	-	1	-	-	-	-	-	1	0.35
C88	Malignant Imm. Prol D	-	-	-	-	-	-	-	-	-	-	-	-	-	-	-	-	-	-	-
C90	Multiple Myeloma	-	-	-	-	-	-	-	-	-	-	-	-	-	-	-	-	-	-	-
C91	Lymphoid Leuk.	-	-	1	-	-	-	-	-	-	-	-	-	-	-	-	-	-	1	0.35
C92-C94	Myeloid Leukaemia	-	-	3	-	-	-	-	-	-	1	-	-	-	-	1	-	-	5	1.75
C95	Leukaemia Uns	-	-	-	-	-	-	-	-	-	-	-	-	-	-	-	-	-	-	-
O&U	Other and Uns	1	-	-	-	-	-	1	6	10	6	12	16	10	26	15	9	-	112	39.16
	All Sites	2	1	5	2	1	2	5	16	18	25	41	32	36	52	33	14	1	286	100.00

TABLE BRE-8(a):
Average Annual Age Specific, Crude (CR), Age Adjusted (AAR) (with Standard Error (SE)) and
Truncated (35-64 Yrs) (TR) Mortality Rate per 100,000 population: 2007-2008 - Males
Barshi Expanded

ICD-10	0-4	5-9	10-14	15-19	20-24	25-29	30-34	35-39	40-44	45-49	50-54	55-59	60-64	65-69	70-74	>75	CR	AAR	SE	TR
C00	-	-	-	-	-	-	-	-	-	-	-	-	-	-	-	-	-	-	0.04	0.1
C01-C02	-	-	-	-	-	0.4	0.7	1.1	1.2	0.6	0.8	-	-	-	1.4	1.0	0.3	0.3	0.09	0.7
C03-C06	-	-	-	-	-	0.4	-	1.8	0.8	0.6	0.8	3.2	2.0	-	-	-	0.3	0.5	0.12	1.4
C07-C08	-	-	-	-	-	-	-	-	-	-	-	-	-	-	-	-	-	-	-	-
C09	-	-	-	-	-	-	-	-	-	-	0.8	1.1	-	0.5	-	-	0.1	0.1	0.06	0.3
C10	-	-	-	-	-	-	0.3	-	-	-	-	-	-	0.5	-	1.0	0.1	0.1	0.03	-
C11	-	-	-	0.2	-	-	-	-	-	-	-	-	-	-	-	-	-	-	0.02	-
C12-C13	-	-	-	-	-	-	-	-	-	-	0.8	2.1	2.0	0.5	2.8	5.8	0.4	0.4	0.11	0.7
C14	-	-	-	-	-	-	-	-	-	-	-	2.1	-	0.5	2.1	-	0.1	0.1	0.07	0.3
C15	-	-	-	-	-	-	-	-	0.4	0.6	0.8	6.4	2.0	0.5	2.1	1.9	0.4	0.5	0.14	1.4
C16	-	-	-	-	-	0.4	-	-	-	0.6	-	1.1	2.0	0.5	2.8	1.9	0.3	0.3	0.09	0.5
C17	-	-	-	-	-	-	-	-	-	-	-	-	-	-	-	-	-	-	-	-
C18	-	-	-	-	-	-	-	0.7	-	-	1.6	1.1	1.0	-	-	-	0.2	0.2	0.09	0.7
C19-C20	-	-	-	-	-	-	0.3	-	0.8	0.6	-	-	-	-	0.7	-	0.1	0.1	0.05	0.3
C21	-	-	-	-	-	-	-	0.4	-	-	-	-	-	0.5	-	-	-	-	0.03	0.1
C22	-	-	-	-	-	-	-	-	0.4	2.2	2.4	1.1	-	2.4	0.7	-	0.3	0.4	0.11	1.0
C23-C24	-	-	-	-	-	-	-	-	-	-	-	-	1.0	0.5	-	-	-	0.1	0.04	0.1
C25	-	-	-	-	-	-	-	-	-	1.1	-	-	-	-	-	1.0	0.1	0.1	0.05	0.2
C30-C31	-	-	-	-	-	-	-	-	-	-	-	-	-	-	-	-	-	-	-	-
C32	-	-	-	-	-	-	-	-	0.4	0.6	3.2	3.2	1.0	2.4	1.4	1.9	0.4	0.5	0.13	1.2
C33-C34	-	-	-	-	-	-	-	0.7	0.4	0.6	0.8	1.1	1.0	2.4	4.2	-	0.4	0.4	0.10	0.7
C37-C38	-	-	-	-	-	-	-	-	0.4	-	-	-	-	-	-	-	-	-	0.02	0.1
C40-C41	-	0.2	-	0.2	0.3	-	-	-	-	1.1	-	1.1	-	0.5	-	-	0.2	0.2	0.07	0.4
C43	-	-	-	-	-	-	-	-	-	-	-	-	-	-	0.7	-	-	-	0.01	-
C44	-	-	-	-	-	-	-	-	0.4	-	-	-	-	-	-	-	-	-	0.02	0.1
C45	-	-	-	-	-	-	-	-	-	-	-	-	-	-	-	-	-	-	-	-
C46	-	-	-	-	-	-	-	-	-	-	-	-	-	-	-	-	-	-	-	-
C47+C49	0.3	-	-	-	-	-	-	-	0.4	-	-	-	1.0	-	-	1.9	0.1	0.1	0.06	0.2
C50	-	-	-	-	-	-	-	-	-	-	-	-	2.0	-	-	-	-	0.1	0.06	0.3
C60	-	-	-	-	-	-	-	-	0.4	-	1.6	-	-	0.5	-	-	0.1	0.1	0.06	0.3
C61	-	-	-	-	-	-	-	-	-	-	-	-	1.0	0.5	1.4	2.9	0.2	0.1	0.06	0.1
C62	-	-	-	-	-	0.4	-	-	-	-	-	-	-	-	0.7	-	-	-	0.03	-
C63	-	-	-	-	-	-	-	-	-	-	-	-	-	-	-	-	-	-	-	-
C64	-	-	-	-	-	-	-	-	-	-	-	-	-	1.0	-	1.0	0.1	-	0.03	-
C65	-	-	-	-	-	-	-	-	-	-	-	-	-	-	-	-	-	-	-	-
C66	-	-	-	-	-	-	-	-	-	-	-	-	-	-	-	-	-	-	-	-
C67	-	-	-	-	-	-	-	-	-	-	-	-	-	1.0	0.7	-	0.1	-	0.02	-
C68	-	-	-	-	-	-	-	-	-	-	-	-	-	-	-	-	-	-	-	-
C69	-	-	-	-	-	-	-	-	-	-	-	-	-	-	-	-	-	-	-	-
C70-C72	-	-	-	-	-	-	-	-	-	0.6	-	-	-	-	-	-	-	-	0.03	0.1
C73	-	-	-	-	-	-	-	-	-	-	-	-	-	0.5	-	1.0	-	-	0.02	-
C74	-	-	-	-	-	-	-	-	-	-	-	-	-	-	-	-	-	-	-	-
C81	-	-	-	-	-	-	-	-	-	-	-	-	-	0.5	-	-	-	-	0.01	-
C82-85,C96	-	-	-	-	-	-	-	-	-	-	0.8	-	-	1.0	-	1.0	0.1	0.1	0.05	0.1
C88	-	-	-	-	-	-	-	-	-	-	-	-	-	-	-	-	-	-	-	-
C90	-	-	-	-	-	-	-	-	-	-	-	-	-	-	-	1.0	-	-	0.02	-
C91	0.3	-	-	0.2	0.3	-	-	0.4	-	-	-	1.1	-	0.5	-	-	0.1	0.1	0.06	0.2
C92-C94	-	-	0.1	-	0.3	-	-	0.4	-	0.6	1.6	-	2.0	-	0.7	-	0.2	0.3	0.09	0.7
C95	-	-	-	0.4	-	-	-	0.4	-	-	-	-	-	-	-	-	0.1	0.1	0.03	0.1
O&U	-	0.2	0.1	0.8	0.6	0.4	1.7	0.7	2.0	6.1	13.6	11.7	22.0	11.5	14.7	12.5	3.1	3.7	0.34	8.2
All	0.5	0.4	0.3	1.7	1.4	1.8	3.1	6.3	8.0	15.6	29.6	36.2	39.9	28.2	37.1	35.6	8.1	9.4	0.54	20.4

TABLE BRE-8(b):
Average Annual Age Specific, Crude (CR), Age Adjusted (AAR) (with Standard Error (SE)) and
Truncated (35-64 Yrs) (TR) Mortality Rate per 100,000 population: 2007-2008 - Females
Barshi Expanded

ICD-10	0-4	5-9	10-14	15-19	20-24	25-29	30-34	35-39	40-44	45-49	50-54	55-59	60-64	65-69	70-74	>75	CR	AAR	SE	TR
C00	-	-	-	-	-	-	-	-	-	-	-	-	-	-	-	-	-	-	-	-
C01-C02	-	-	-	-	-	-	-	-	-	0.7	-	0.9	0.5	0.4	0.9	-	0.1	0.1	0.06	0.3
C03-C06	-	-	-	-	-	-	-	-	-	-	-	-	-	0.4	-	-	-	-	0.01	-
C07-C08	-	-	-	-	-	-	-	-	-	-	-	-	-	-	-	-	-	-	-	-
C09	-	-	-	-	-	-	-	-	-	-	-	-	-	0.4	-	-	-	-	0.01	-
C10	-	-	-	-	-	-	-	-	-	-	-	-	-	-	-	-	-	-	-	-
C11	-	-	-	0.3	-	-	-	-	-	-	-	-	-	-	-	-	-	-	0.02	-
C12-C13	-	-	-	-	-	-	-	-	-	-	-	-	-	0.4	-	-	-	-	0.01	-
C14	-	-	-	-	-	-	-	-	-	-	-	-	-	-	-	-	-	-	-	-
C15	-	-	-	-	-	-	-	0.3	0.5	-	3.9	-	-	0.4	0.9	0.8	0.2	0.3	0.11	0.8
C16	-	-	-	-	-	-	-	-	0.5	-	1.0	-	1.1	-	1.7	0.8	0.2	0.2	0.07	0.4
C17	-	-	-	-	-	-	-	-	-	-	-	-	-	-	-	-	-	-	-	-
C18	-	-	-	-	-	-	-	-	-	-	-	-	-	0.4	0.9	0.8	0.1	-	0.03	-
C19-C20	-	-	-	-	-	-	-	-	0.5	-	-	0.9	1.1	1.2	-	0.8	0.2	0.2	0.06	0.3
C21	-	-	-	-	-	-	-	-	-	-	-	-	-	-	-	-	-	-	-	-
C22	0.3	-	-	-	-	-	-	-	0.5	0.7	-	1.7	-	-	-	-	0.1	0.2	0.08	0.4
C23-C24	-	-	-	-	-	-	-	-	-	-	-	-	-	-	0.9	-	-	-	0.02	-
C25	-	-	-	-	-	-	-	-	-	0.7	-	-	-	-	0.9	-	-	0.1	0.04	0.1
C30-C31	-	-	-	-	-	-	-	-	-	-	-	-	-	-	-	-	-	-	-	-
C32	-	-	-	-	-	-	-	-	-	0.7	-	-	-	-	-	-	-	-	0.04	0.1
C33-C34	-	-	-	-	-	-	-	0.7	-	-	1.0	-	-	0.4	0.9	-	0.1	0.1	0.06	0.3
C37-C38	-	-	-	-	-	-	-	-	-	0.7	-	-	-	-	-	-	-	-	0.04	0.1
C40-C41	-	-	0.2	0.3	-	0.3	-	-	-	-	1.0	0.9	-	-	0.9	-	0.1	0.2	0.07	0.3
C43	-	-	-	-	-	-	-	-	-	-	-	-	-	0.4	-	-	-	-	0.01	-
C44	-	-	-	-	-	-	-	-	-	-	-	-	-	0.8	-	-	-	-	0.02	-
C45	-	-	-	-	-	-	-	-	-	-	-	-	-	-	-	-	-	-	-	-
C46	-	-	-	-	-	-	-	-	-	-	-	-	-	-	-	-	-	-	-	-
C47+C49	-	-	-	-	-	-	-	-	-	-	1.0	-	-	-	-	-	-	-	0.05	0.2
C50	-	-	-	-	-	0.3	0.3	0.3	-	3.3	7.7	-	2.6	1.7	1.7	-	0.6	0.8	0.18	2.3
C51	-	-	-	-	-	-	-	-	-	-	-	-	-	-	-	-	-	-	-	-
C52	-	-	-	-	-	-	-	0.3	-	-	-	-	-	-	0.9	-	-	-	0.03	0.1
C53	-	-	-	-	-	-	0.7	1.0	2.0	2.6	8.7	4.3	5.8	2.9	2.6	-	1.2	1.4	0.21	3.8
C54	-	-	-	-	-	-	-	-	-	0.7	-	0.9	-	-	-	0.8	0.1	0.1	0.06	0.2
C55	-	-	-	-	-	-	-	-	-	-	-	-	-	-	-	-	-	-	-	-
C56	-	-	-	-	-	-	0.3	0.3	-	0.7	2.9	2.6	1.1	0.4	-	-	0.3	0.4	0.12	1.1
C57	-	-	-	-	-	-	-	-	-	-	-	-	-	-	-	-	-	-	-	-
C58	-	-	-	-	-	-	-	-	-	-	-	-	-	-	-	-	-	-	-	-
C64	-	-	-	-	-	-	-	-	-	-	-	-	0.5	0.4	-	-	-	-	0.02	0.1
C65	-	-	-	-	-	-	-	-	-	-	-	-	-	-	-	-	-	-	-	-
C66	-	-	-	-	-	-	-	-	-	-	-	-	-	-	-	-	-	-	-	-
C67	-	-	-	-	-	-	-	-	-	0.7	-	-	0.5	-	0.9	-	0.1	0.1	0.05	0.2
C68	-	-	-	-	-	-	-	-	-	0.7	-	-	-	-	-	-	-	-	0.04	0.1
C69	-	-	-	-	-	-	-	-	-	-	-	-	-	-	-	-	-	-	-	-
C70-C72	-	0.2	-	-	0.4	-	-	0.3	-	-	1.0	0.9	0.5	-	-	-	0.1	0.2	0.08	0.4
C73	-	-	-	-	-	-	-	-	-	-	-	-	-	-	0.9	-	-	-	0.02	-
C74	-	-	-	-	-	-	-	-	-	-	-	-	-	-	-	-	-	-	-	-
C81	-	-	-	-	-	-	-	-	-	-	-	-	-	-	-	-	-	-	-	-
C82-85,C96	-	-	-	-	-	-	-	-	-	-	-	0.9	-	-	-	-	-	-	0.03	0.1
C88	-	-	-	-	-	-	-	-	-	-	-	-	-	-	-	-	-	-	-	-
C90	-	-	-	-	-	-	-	-	-	-	-	-	-	-	-	-	-	-	-	-
C91	-	-	0.2	-	-	-	-	-	-	-	-	-	-	-	-	-	-	-	0.02	-
C92-C94	-	-	0.5	-	-	-	-	-	-	0.7	-	-	-	-	0.9	-	0.1	0.1	0.05	0.1
C95	-	-	-	-	-	-	-	-	-	-	-	-	-	-	-	-	-	-	-	-
O&U	0.3	-	-	-	-	-	0.3	2.0	5.1	4.0	11.6	13.8	5.3	10.8	13.0	7.3	2.7	2.8	0.29	6.5
All	0.6	0.2	0.8	0.5	0.4	0.7	1.6	5.4	9.1	16.5	39.6	27.6	19.0	21.6	28.6	11.4	6.9	7.6	0.49	18.4

TABLE BRE-9(a): Cumulative Rate (Cu.Rate%) & Cumulative Risk (Cu.Risk) of individual sites (ICD-10) based on age specific rates (from 0-64 Years and from 0-74 Years) : 2007-2008 - Males
Barshi Expanded

ICD-10	Site	0 - 64 Years		0 - 74 Years	
		Cu. Rate %	Cu. Risk	Cu. Rate%	Cu. Risk
C00	Lip	0.02	0.02	0.02	0.02
C01-C02	Tongue	0.21	0.21	0.26	0.26
C03-C06	Mouth	0.31	0.31	0.37	0.37
C07-C08	Salivary Gland	0.02	0.02	0.02	0.02
C09	Tonsil	0.04	0.04	0.06	0.06
C10	Oth. Oropharynx	0.00	0.00	0.00	0.00
C11	Nasopharynx	0.00	0.00	0.00	0.00
C12-C13	Hypopharynx	0.13	0.13	0.18	0.18
C14	Pharynx Unspecified	0.01	0.01	0.04	0.04
C15	Oesophagus	0.18	0.18	0.24	0.24
C16	Stomach	0.12	0.12	0.19	0.19
C17	Small Intestine	0.00	0.00	0.00	0.00
C18	Colon	0.09	0.09	0.10	0.10
C19-C20	Rectum	0.09	0.09	0.12	0.12
C21	Anus & Anal Canal	0.03	0.03	0.04	0.04
C22	Liver	0.14	0.14	0.21	0.21
C23-C24	Gallbladder etc.	0.02	0.02	0.04	0.04
C25	Pancreas	0.06	0.06	0.06	0.06
C30-C31	Nose, Sinuses etc.	0.01	0.01	0.02	0.02
C32	Larynx	0.17	0.17	0.25	0.25
C33-C34	Lung etc.	0.16	0.16	0.25	0.25
C37-C38	Other Thoracic Organs	0.03	0.03	0.03	0.03
C40-C41	Bone	0.07	0.07	0.08	0.08
C43	Melanoma of Skin	0.00	0.00	0.01	0.01
C44	Other Skin	0.09	0.09	0.12	0.12
C45	Mesothelioma	0.00	0.00	0.00	0.00
C46	Kaposi Sarcoma	0.00	0.00	0.00	0.00
C47 + C49	Conn. & Soft Tissue	0.04	0.04	0.05	0.05
C50	Breast	0.03	0.03	0.05	0.05
C60	Penis	0.11	0.11	0.19	0.19
C61	Prostate	0.09	0.09	0.18	0.18
C62	Testis	0.03	0.03	0.04	0.04
C63	Other Male Genital	0.00	0.00	0.00	0.00
C64	Kidney etc.	0.03	0.03	0.04	0.04
C65	Renal Pelvis	0.00	0.00	0.00	0.00
C66	Ureter	0.00	0.00	0.00	0.00
C67	Bladder	0.05	0.05	0.08	0.08
C68	Uns.Urinary Organs	0.00	0.00	0.00	0.00
C69	Eye	0.00	0.00	0.01	0.01
C70-C72	Brain, Nervous System	0.07	0.07	0.07	0.07
C73	Thyroid	0.04	0.04	0.05	0.05
C74	Adrenal Gland	0.00	0.00	0.00	0.00
C81	Hodgkins Disease	0.03	0.03	0.03	0.03
C82-85,C96	NHL	0.14	0.14	0.16	0.16
C88	Malig Immn.Prol D	0.00	0.00	0.00	0.00
C90	Multiple Myeloma	0.01	0.01	0.02	0.02
C91	Lymphoid Leuk.	0.04	0.04	0.04	0.04
C92-C94	Myeloid Leukaemia	0.07	0.07	0.09	0.09
C95	Leukaemia Uns	0.02	0.02	0.02	0.02
O&U *	Other and Uns	0.46	0.46	0.59	0.59
	All Sites	3.28	3.22	4.43	4.33

TABLE BRE-9(b): Cumulative Rate (Cu.Rate%) & Cumulative Risk (Cu.Risk) of individual sites (ICD-10) based on age specific rates (from 0-64 years and from 0-74 years) : 2007-2008 - Females
Barshi Expanded

ICD-10	Site	0 - 64 Years		0 - 74 Years	
		Cu. Rate %	Cu. Risk	Cu. Rate%	Cu. Risk
C00	Lip	0.00	0.00	0.00	0.00
C01-C02	Tongue	0.08	0.08	0.10	0.10
C03-C06	Mouth	0.08	0.08	0.10	0.10
C07-C08	Salivary Gland	0.01	0.01	0.01	0.01
C09	Tonsil	0.00	0.00	0.01	0.01
C10	Oth. Oropharynx	0.00	0.00	0.00	0.00
C11	Nasopharynx	0.00	0.00	0.01	0.01
C12-C13	Hypopharynx	0.02	0.02	0.03	0.03
C14	Pharynx Unspecified	0.00	0.00	0.00	0.00
C15	Oesophagus	0.10	0.10	0.15	0.15
C16	Stomach	0.08	0.08	0.13	0.13
C17	Small Intestine	0.00	0.00	0.00	0.00
C18	Colon	0.04	0.04	0.05	0.05
C19-C20	Rectum	0.07	0.07	0.09	0.09
C21	Anus & Anal Canal	0.01	0.01	0.02	0.02
C22	Liver	0.03	0.03	0.04	0.04
C23-C24	Gallbladder etc.	0.02	0.02	0.02	0.02
C25	Pancreas	0.01	0.01	0.02	0.02
C30-C31	Nose, Sinuses etc.	0.01	0.01	0.01	0.01
C32	Larynx	0.02	0.02	0.03	0.03
C33-C34	Lung etc.	0.06	0.06	0.10	0.10
C37-C38	Other Thoracic Organs	0.01	0.01	0.01	0.01
C40-C41	Bone	0.04	0.04	0.05	0.05
C43	Melanoma of Skin	0.01	0.01	0.01	0.01
C44	Other Skin	0.03	0.03	0.04	0.04
C45	Mesothelioma	0.00	0.00	0.00	0.00
C46	Kaposi Sarcoma	0.00	0.00	0.00	0.00
C47 + C49	Conn. & Soft Tissue	0.05	0.05	0.05	0.05
C50	Breast	1.16	1.16	1.37	1.37
C51	Vulva	0.02	0.02	0.03	0.03
C52	Vagina	0.02	0.02	0.03	0.03
C53	Cervix Uteri	1.65	1.64	2.07	2.09
C54	Corpus Uteri	0.05	0.05	0.06	0.06
C55	Uterus Unspecified	0.01	0.01	0.01	0.01
C56	Ovary etc.	0.28	0.28	0.33	0.33
C57	Other Female Genital	0.00	0.00	0.00	0.00
C58	Placenta	0.00	0.00	0.00	0.00
C64	Kidney etc.	0.02	0.02	0.03	0.03
C65	Renal Pelvis	0.00	0.00	0.00	0.00
C66	Ureter	0.00	0.00	0.00	0.00
C67	Bladder	0.01	0.01	0.03	0.03
C68	Uns.Urinary Organs	0.00	0.00	0.00	0.00
C69	Eye	0.00	0.00	0.01	0.01
C70-C72	Brain, Nervous System	0.03	0.03	0.04	0.04
C73	Thyroid	0.07	0.07	0.08	0.08
C74	Adrenal Gland	0.01	0.01	0.01	0.01
C81	Hodgkins Disease	0.01	0.01	0.01	0.01
C82-85,C96	NHL	0.05	0.05	0.08	0.08
C88	Malg Imn.Prol D	0.00	0.00	0.00	0.00
C90	Multiple Myeloma	0.00	0.00	0.01	0.01
C91	Lymphoid Leuk.	0.03	0.03	0.03	0.03
C92-C94	Myeloid Leukaemia	0.04	0.04	0.05	0.05
C95	Leukaemia Uns	0.01	0.01	0.01	0.01
O&U *	Other and Uns	0.22	0.22	0.31	0.31
	All Sites	4.53	4.43	5.74	5.58

POPULATION BASED CANCER REGISTRY, BHOPAL

Gandhi Medical College, Bhopal

Dr Neelkamal Kapoor, Principal Investigator

Mr Atul Shrivastava, Co-Principal Investigator & Research Officer

Bhopal is the capital of the state of Madhya Pradesh of India. It is also the administrative headquarters of Bhopal District and Bhopal Division. Historically, Bhopal was also the name of a princely state in central India. Bhopal is said to have been founded by the Parmara King Bhoj (1000–1055), who had his capital at Dhar. The city was known as Bhojpal named after King Bhoj and the dam ('pal') that he is said to have constructed to form the lakes surrounding Bhopal.

Under the network of National Cancer Registry Programme a Population Based Cancer Registry was established in September 1985 at the Gandhi Medical College Bhopal, with the objective of generating reliable data on magnitude and pattern of cancer morbidity and mortality among the residence of Bhopal urban agglomerate. The actual collection and compilation of data began from 1st January 1986.

Bhopal is situated at an altitude of 505 metres above the sea level at 23.07° North and 77.12° East with a total area of 284.90 sq. km. The summers are hot and the winters cold with temperature varying from a minimum of 5° C in the month of January to a maximum of 46° C in the month of May. It rains moderately during the rainy season. The average annual rainfall recorded in the city is 1200 mm. The municipality covers 286 square kilometres. The density of population as per 2001 census is 4755.46/sq.km. The decadal growth rate observed between 1991 and 2001 is 29.8% among males and 30.4% in female. The Old City of Bhopal is a predominantly Muslim area, but New Bhopal is a demographically cosmopolitan area. The chief languages are Hindi, Urdu, Sindhi while there are a substantial number of Marathi speakers as well.

Registration of cancer cases is done by active method of registration. Information on cancer patients is obtained from various government hospitals, private hospitals, nursing homes and diagnostic centres. Social Investigators visit these centres as and when required and collect data by interviewing the cases whenever possible. Information is also collected from medical records. In the last two decades of its functioning the registry has observed a very high incidence of tobacco related cancers among males with cancers of lung, tongue, mouth, hypopharynx and oesophagus as the leading sites. Among females cancer of the breast, genital system and oesophagus are the leading sites of cancer. These malignancies account for more than 55% of the total cancer burden among females. Cancer of the breast has shown a rising trend.

Cancer mortality data is incomplete due to incorrect certification of cause of death. Keeping this in mind, efforts have been made to improve this aspect of data. Burial ground and crematorium records of Bhopal were examined and all deaths irrespective of the cause of death mentioned are noted and then matched with the morbidity data. The matched deaths are then updated. The unmatched cancer deaths are traced back by house visits and scrutiny of medical records. Cancers with no other details, other than those available on the death certificate, are registered as “Death Certificate Only”. Significant improvement has already been observed.

Staff of Population Based Cancer Registry, Bhopal

Dr Sunil Surange	:	Research Officer
Mrs Alka Goley	:	Social Investigator
Mrs Shushma Shrivastava	:	Social Investigator
Mrs Shubra Trivedi	:	Social Investigator
Mrs Ragini Nair	:	Typist
Mr Jagannathan Nair	:	Messenger

Figure BHP-1
Population Pyramid showing Age Distribution: 2006-2008
Bhopal

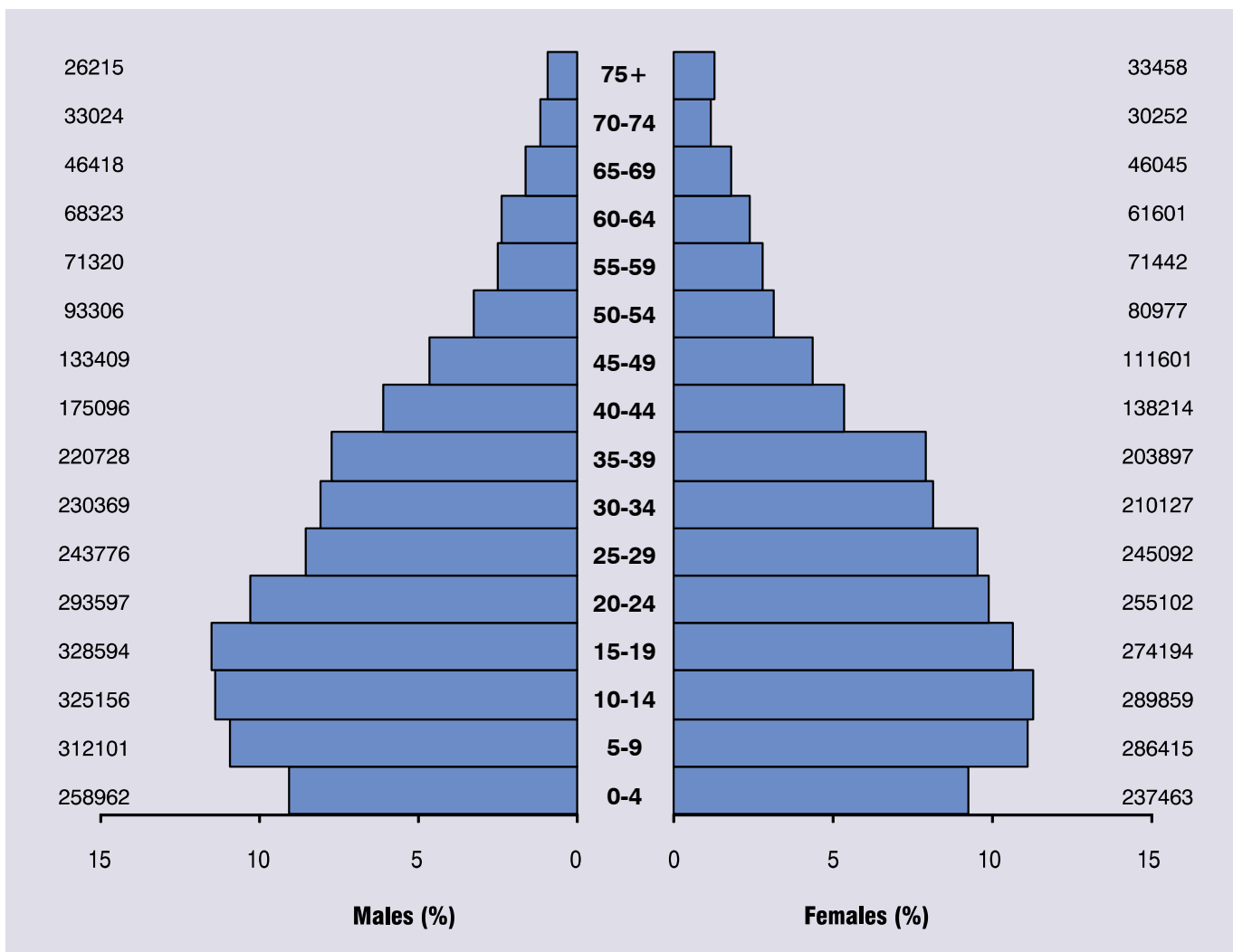


TABLE BHP-1
Population by Five Year Age Group and Gender: 2006-2008
Number and Relative Proportion (%)
Bhopal

Age Group	Males		Females	
	Number	%	Number	%
0-4	258962	9.1	237463	9.2
5-9	312101	10.9	286415	11.1
10-14	325156	11.4	289859	11.3
15-19	328594	11.5	274194	10.6
20-24	293597	10.3	255102	9.9
25-29	243776	8.5	245092	9.5
30-34	230369	8.1	210127	8.2
35-39	220728	7.7	203897	7.9
40-44	175096	6.1	138214	5.4
45-49	133409	4.7	111601	4.3
50-54	93306	3.3	80977	3.1
55-59	71320	2.5	71442	2.8
60-64	68323	2.4	61601	2.4
65-69	46418	1.6	46045	1.8
70-74	33024	1.2	30252	1.2
75+	26215	0.9	33458	1.3
Total	2860395	100.0	2575740	100.0

TABLE BHP-1
Main Sources of Registration of Incident Cases of Cancer: 2006-2008
Bhopal

Name of the Institution	Number	%
J.L.N. Cancer Hospital	1868	47.0
Hamidia Hospital	634	15.9
Navoday Cancer Hospital	483	12.1
Peoples Hospital	410	10.3
Kasturba Hospital	260	6.5
Sultania Zanana Hospital	164	4.1
D.C.O.	82	2.1
Others	76	1.9
Total	3977	100.0

1. *Institutions listed have registered at least one percent of all cases in the registry for the combined years 2006-2008.*
2. *The numbers and proportion listed are the minimum number of cases. Institutions could have registered/ reported more cases, since duplicate registrations and non-resident/registry cases are not included.*

**TABLE BHP-3(a): Number of Incident Cancers by Five Year Age Group and Site (ICD-10):
2006-2008 – Males**

%= Relative Proportion of Cancers of All Sites.

Bhopal

ICD-10	Site	0-4	5-9	10-14	15-19	20-24	25-29	30-34	35-39	40-44	45-49	50-54	55-59	60-64	65-69	70-74	75+	Unkn	Total	%
C00	Lip	-	-	-	-	-	-	-	-	-	2	-	-	1	2	1	-	-	6	0.30
C01-C02	Tongue	-	-	-	-	2	3	18	10	22	31	20	20	22	24	18	5	-	195	9.68
C03-C06	Mouth	-	-	-	-	-	9	13	23	26	23	24	16	24	17	18	12	-	205	10.17
C07-C08	Salivary Gland	-	-	-	-	-	-	1	-	1	-	3	2	-	-	1	1	-	9	0.45
C09	Tonsil	-	-	-	-	-	-	-	1	4	2	4	3	7	5	1	4	-	31	1.54
C10	Oth. Oropharynx	-	-	-	-	-	-	-	1	3	-	-	2	1	4	4	-	-	15	0.74
C11	Nasopharynx	-	-	1	-	-	-	-	1	-	-	-	-	3	-	-	-	-	5	0.25
C12-C13	Hypopharynx	-	1	-	-	-	2	3	2	2	3	8	15	18	10	15	13	-	92	4.57
C14	Pharynx Unspecified	-	-	-	-	-	-	-	-	1	1	2	1	-	1	1	2	-	9	0.45
C15	Oesophagus	-	-	-	-	-	-	2	2	10	5	16	14	17	15	14	12	-	107	5.31
C16	Stomach	-	-	-	-	-	2	-	1	4	5	7	4	6	10	5	6	-	50	2.48
C17	Small Intestine	-	-	-	-	-	-	1	-	-	-	-	3	-	-	-	-	-	4	0.20
C18	Colon	-	-	-	-	1	3	3	4	3	2	2	3	5	3	6	2	-	37	1.84
C19-C20	Rectum	-	-	-	-	-	1	4	1	3	5	4	2	6	3	2	5	-	36	1.79
C21	Anus & Anal Canal	-	-	-	-	-	-	-	-	1	1	-	2	-	-	1	1	-	6	0.30
C22	Liver	-	-	-	1	-	1	-	-	-	5	2	3	4	3	5	5	-	29	1.44
C23-C24	Gallbladder etc.	-	-	-	-	1	1	4	3	5	4	5	5	5	5	2	1	-	41	2.03
C25	Pancreas	-	-	-	-	-	-	-	2	1	4	-	1	2	2	1	1	-	14	0.69
C30-C31	Nose, Sinuses etc.	-	-	1	-	1	-	-	1	-	-	-	1	1	1	-	-	-	6	0.30
C32	Larynx	-	-	-	-	-	1	-	4	8	7	11	17	16	16	6	12	-	98	4.86
C33-C34	Lung etc.	-	-	-	-	-	-	-	9	12	13	21	37	42	24	26	23	-	207	10.27
C37-C38	Other Thoracic Organs	-	1	1	-	1	-	-	-	-	-	1	-	-	-	-	-	-	4	0.20
C40-C41	Bone	-	2	1	4	1	5	1	4	1	-	1	7	-	-	3	-	-	30	1.49
C43	Melanoma of Skin	-	-	-	-	-	-	-	-	-	-	-	-	-	-	-	-	-	-	-
C44	Other Skin	-	-	-	1	1	2	2	2	5	1	3	7	7	1	6	5	-	43	2.13
C45	Mesothelioma	-	-	-	-	-	-	-	-	-	-	-	-	1	-	-	-	-	1	0.05
C46	Kaposi Sarcoma	-	-	-	-	-	-	-	-	-	-	-	-	-	-	-	-	-	-	-
C47+C49	Conn. & Soft Tissue	-	-	1	-	1	1	1	4	2	2	3	2	2	5	3	-	-	27	1.34
C50	Breast	-	-	-	-	1	-	-	-	3	1	1	3	1	3	1	1	-	15	0.74
C60	Penis	-	-	-	-	-	1	1	1	-	1	-	1	1	1	2	-	-	9	0.45
C61	Prostate	-	-	-	-	-	-	1	-	-	-	1	6	17	22	20	14	1	82	4.07
C62	Testis	-	-	-	-	5	6	1	3	-	-	-	-	2	1	1	-	-	19	0.94
C63	Other Male Genital	-	-	-	-	-	-	-	-	-	-	-	-	-	-	-	-	-	-	-
C64	Kidney etc.	2	-	1	1	-	-	1	-	2	1	7	-	2	3	-	2	-	22	1.09
C65	Renal Pelvis	-	-	-	-	-	-	-	-	-	-	-	-	-	-	-	-	-	-	-
C66	Ureter	-	-	-	-	-	-	-	-	-	-	-	-	-	-	-	-	-	-	-
C67	Bladder	-	-	-	-	-	-	-	-	-	1	3	1	3	7	8	5	-	28	1.39
C68	Uns.Urinary Organs	-	-	-	-	-	-	-	-	1	-	-	-	-	-	-	1	-	2	0.10
C69	Eye	2	-	-	-	-	-	-	-	-	-	-	-	-	1	-	-	-	3	0.15
C70-C72	Brain, Nervous System	-	4	6	1	4	4	3	-	3	7	6	7	3	5	1	1	-	55	2.73
C73	Thyroid	-	-	-	-	-	-	1	-	1	1	1	2	-	2	3	-	-	11	0.55
C74	Adrenal Gland	-	-	-	-	-	-	-	-	-	-	1	-	-	-	-	-	-	1	0.05
C81	Hodgkins Disease	1	8	5	-	3	-	2	1	-	1	1	1	-	-	1	-	-	24	1.19
C82-85,C96	NHL	1	2	9	4	2	8	4	10	3	5	4	9	6	13	2	6	-	88	4.37
C88	Malig Imn.Prol D	-	-	-	-	-	-	-	-	-	-	-	-	-	-	-	-	-	-	-
C90	Multiple Myeloma	-	-	-	-	-	-	1	1	4	-	2	3	9	3	4	1	-	28	1.39
C91	Lymphoid Leuk.	3	4	8	4	1	-	2	2	2	2	4	2	1	3	4	3	-	45	2.23
C92-C94	Myeloid Leukaemia	-	1	2	1	6	5	1	1	3	4	5	1	6	-	3	4	-	43	2.13
C95	Leukaemia Uns	-	1	-	-	-	-	-	-	-	-	-	-	1	-	-	-	-	2	0.10
O&U	Other and Uns	-	2	1	2	3	7	6	8	20	19	24	22	30	31	30	26	-	231	11.46
	All Sites	9	26	37	19	34	62	77	102	156	159	197	225	272	246	219	174	1	2015	100.0

* O&U includes the Sites (ICD-10: C26, C39, C48, C75, C76, C77, C78, C79, C80, C97)

**TABLE BHP-3 (b): Number of Incident Cancers by Five Year Age Group and Site (ICD-10):
2006-2008 – Females**

% = Relative Proportion of Cancers of All Sites.

Bhopal

ICD-10	Site	0-4	5-9	10-14	15-19	20-24	25-29	30-34	35-39	40-44	45-49	50-54	55-59	60-64	65-69	70-74	75+	Unkn	Total	%
C00	Lip	-	-	-	-	-	-	-	2	1	1	1	-	-	-	-	-	-	5	0.25
C01-C02	Tongue	-	-	-	-	-	-	2	2	2	3	5	3	13	1	7	2	-	40	2.04
C03-C06	Mouth	-	-	-	1	-	1	-	-	12	7	16	13	23	7	11	2	-	93	4.74
C07-C08	Salivary Gland	-	-	-	-	1	-	-	-	-	-	1	-	-	-	-	-	-	2	0.10
C09	Tonsil	-	-	-	-	-	-	-	-	-	-	-	-	-	-	-	2	-	2	0.10
C10	Oth. Oropharynx	-	-	-	-	-	-	-	-	-	-	-	-	1	1	-	-	-	2	0.10
C11	Nasopharynx	-	-	-	-	-	-	-	1	1	-	-	-	1	1	-	-	-	4	0.20
C12-C13	Hypopharynx	-	-	-	-	-	-	-	-	-	-	4	1	3	2	1	1	-	12	0.61
C14	Pharynx Unspecified	-	-	-	-	-	-	-	-	-	-	-	-	-	1	-	-	-	1	0.05
C15	Oesophagus	-	-	-	-	-	-	2	-	4	12	7	14	17	8	12	15	-	91	4.64
C16	Stomach	-	-	-	-	-	1	-	3	1	2	1	2	6	5	1	5	-	27	1.38
C17	Small Intestine	-	-	-	-	-	-	-	-	-	1	-	1	3	-	-	1	-	6	0.31
C18	Colon	-	-	-	-	-	-	-	1	-	4	5	5	2	9	3	2	-	31	1.58
C19-C20	Rectum	-	-	1	-	1	2	-	3	1	4	4	4	2	4	5	1	-	32	1.63
C21	Anus & Anal Canal	-	-	-	-	-	-	-	-	-	1	2	-	1	-	1	-	-	5	0.25
C22	Liver	-	-	-	-	-	-	-	2	-	-	1	2	2	1	2	2	-	12	0.61
C23-C24	Gallbladder etc.	-	-	-	-	1	-	2	4	8	9	5	4	10	13	8	7	-	71	3.62
C25	Pancreas	-	-	-	-	-	-	-	1	1	3	2	2	2	3	4	2	-	20	1.02
C30-C31	Nose, Sinuses etc.	-	-	-	-	-	-	1	-	3	1	1	-	1	-	1	-	-	8	0.41
C32	Larynx	-	-	-	-	-	-	1	-	1	1	2	2	-	-	2	3	-	12	0.61
C33-C34	Lung etc.	-	-	-	-	-	1	-	2	1	4	4	2	12	5	6	8	-	45	2.29
C37-C38	Other Thoracic Organs	-	-	-	-	-	-	-	1	-	-	1	-	-	-	-	-	-	2	0.10
C40-C41	Bone	2	2	4	4	1	1	-	-	-	-	1	-	1	-	-	1	-	17	0.87
C43	Melanoma of Skin	-	-	-	-	-	-	-	-	-	-	-	-	-	-	-	-	-	-	-
C44	Other Skin	-	-	-	1	1	2	-	2	4	4	2	4	4	4	3	6	-	37	1.89
C45	Mesothelioma	-	-	-	-	-	-	-	-	-	-	-	-	-	-	-	-	-	-	-
C46	Kaposi Sarcoma	-	-	-	-	-	-	-	-	-	-	-	-	-	-	-	-	-	-	-
C47+ C49	Conn. & Soft Tissue	3	-	1	1	-	2	2	3	1	1	1	1	2	2	2	-	-	22	1.12
C50	Breast	-	-	-	-	1	6	26	53	67	73	67	65	43	33	27	25	-	486	24.77
C51	Vulva	-	-	-	-	-	-	-	-	-	-	1	1	1	-	-	-	-	3	0.15
C52	Vagina	-	-	-	-	-	-	-	-	1	-	1	-	1	-	-	-	-	3	0.15
C53	Cervix Uteri	-	-	-	1	-	7	8	24	47	52	61	36	50	27	24	9	-	346	17.64
C54	Corpus Uteri	-	-	-	-	-	1	-	2	2	-	12	11	15	5	1	-	-	49	2.50
C55	Uterus Unspecified	-	-	-	-	-	-	1	-	-	1	-	-	-	-	-	-	-	2	0.10
C56	Ovary etc.	-	-	1	5	3	5	3	11	15	14	23	14	26	10	9	5	-	144	7.34
C57	Other Female Genital	-	-	-	-	-	-	-	-	-	-	-	-	-	-	-	-	-	-	-
C58	Placenta	-	-	-	-	-	6	-	1	-	-	-	-	-	-	-	-	-	7	0.36
C64	Kidney etc.	2	-	1	1	-	-	-	-	1	-	2	2	2	1	-	1	-	13	0.66
C65	Renal Pelvis	-	-	-	-	-	-	-	-	-	-	-	-	-	-	-	-	-	-	-
C66	Ureter	-	-	-	-	-	-	-	-	-	-	-	-	-	-	-	-	-	-	-
C67	Bladder	-	-	-	-	-	-	-	-	-	-	-	-	-	2	1	1	-	4	0.20
C68	Uns. Urinary Organs	-	-	-	-	-	-	-	-	-	-	-	-	-	-	-	-	-	-	-
C69	Eye	3	-	-	-	-	-	-	-	-	-	-	-	-	-	-	1	-	4	0.20
C70-C72	Brain, Nervous System	2	5	2	-	4	3	4	3	1	3	3	1	2	2	-	2	-	37	1.89
C73	Thyroid	-	-	-	2	2	2	2	2	3	4	4	3	3	5	-	-	-	32	1.63
C74	Adrenal Gland	-	-	-	-	-	-	-	1	-	-	-	-	-	-	-	-	-	1	0.05
C81	Hodgkins Disease	2	2	-	-	-	1	2	2	2	2	2	-	-	-	-	1	-	16	0.82
C82-85,C96	NHL	1	1	3	-	1	6	3	1	2	1	4	6	7	5	1	2	-	44	2.24
C88	Malig Imn.Prol D	-	-	-	-	-	-	-	-	-	-	-	-	-	-	-	-	-	-	-
C90	Multiple Myeloma	-	-	-	-	2	-	1	1	1	-	4	-	-	-	2	7	-	18	0.92
C91	Lymphoid Leuk.	3	8	4	-	2	2	1	3	-	1	1	2	-	1	1	-	-	29	1.48
C92-C94	Myeloid Leukaemia	-	1	1	1	-	1	4	4	2	2	3	2	1	2	-	-	-	24	1.22
C95	Leukaemia Uns	-	-	1	-	-	-	1	-	-	-	-	-	-	-	-	-	-	2	0.10
O&U	Other and Uns	1	2	1	1	1	4	5	5	9	8	7	9	12	11	13	10	-	99	5.05
	All Sites	19	21	20	18	21	54	71	140	194	219	261	212	269	171	148	124	-	1962	100.0

* O&U includes the Sites (ICD-10: C26, C39, C48, C75, C76, C77, C78, C79, C80, C97)

TABLE BHP-4(a):
Average Annual Age Specific, Crude (CR), Age Adjusted (AAR) (with Standard Error (SE)) and
Truncated (35-64 Yrs) (TR) Incidence Rate per 100,000 population: 2006-2008 - Males
Bhopal

ICD-10	0-4	5-9	10-14	15-19	20-24	25-29	30-34	35-39	40-44	45-49	50-54	55-59	60-64	65-69	70-74	>75	CR	AAR	SE	TR
C00	-	-	-	-	-	-	-	-	-	1.5	-	-	1.5	4.3	3.0	-	0.2	0.34	0.14	0.5
C01-C02	-	-	-	-	0.7	1.2	7.8	4.5	12.6	23.2	21.4	28.0	32.2	51.7	54.5	19.1	6.8	9.55	0.71	19.0
C03-C06	-	-	-	-	-	3.7	5.6	10.4	14.8	17.2	25.7	22.4	35.1	36.6	54.5	45.8	7.2	9.88	0.72	19.8
C07-C08	-	-	-	-	-	-	0.4	-	0.6	-	3.2	2.8	-	-	3.0	3.8	0.3	0.47	0.16	1.0
C09	-	-	-	-	-	-	-	0.5	2.3	1.5	4.3	4.2	10.2	10.8	3.0	15.3	1.1	1.74	0.32	3.4
C10	-	-	-	-	-	-	-	0.5	1.7	-	-	2.8	1.5	8.6	12.1	-	0.5	0.80	0.21	1.0
C11	-	-	0.3	-	-	-	-	0.5	-	-	-	-	4.4	-	-	-	0.2	0.23	0.11	0.7
C12-C13	-	0.3	-	-	-	0.8	1.3	0.9	1.1	2.2	8.6	21.0	26.3	21.5	45.4	49.6	3.2	5.30	0.57	8.3
C14	-	-	-	-	-	-	-	-	0.6	0.7	2.1	1.4	-	2.2	3.0	7.6	0.3	0.52	0.18	0.8
C15	-	-	-	-	-	-	0.9	0.9	5.7	3.7	17.1	19.6	24.9	32.3	42.4	45.8	3.7	6.04	0.60	10.5
C16	-	-	-	-	-	0.8	-	0.5	2.3	3.7	7.5	5.6	8.8	21.5	15.1	22.9	1.7	2.81	0.41	4.3
C17	-	-	-	-	-	-	0.4	-	-	-	-	4.2	-	-	-	-	0.1	0.19	0.10	0.5
C18	-	-	-	-	0.3	1.2	1.3	1.8	1.7	1.5	2.1	4.2	7.3	6.5	18.2	7.6	1.3	1.78	0.31	2.8
C19-C20	-	-	-	-	-	0.4	1.7	0.5	1.7	3.7	4.3	2.8	8.8	6.5	6.1	19.1	1.3	1.87	0.32	3.3
C21	-	-	-	-	-	-	-	-	0.6	0.7	-	2.8	-	-	3.0	3.8	0.2	0.33	0.14	0.6
C22	-	-	-	0.3	-	0.4	-	-	-	3.7	2.1	4.2	5.9	6.5	15.1	19.1	1.0	1.67	0.32	2.4
C23-C24	-	-	-	-	0.3	0.4	1.7	1.4	2.9	3.0	5.4	7.0	7.3	10.8	6.1	3.8	1.4	1.96	0.32	4.1
C25	-	-	-	-	-	-	-	0.9	0.6	3.0	-	1.4	2.9	4.3	3.0	3.8	0.5	0.71	0.20	1.4
C30-C31	-	-	0.3	-	0.3	-	-	0.5	-	-	-	1.4	1.5	2.2	-	-	0.2	0.26	0.11	0.5
C32	-	-	-	-	-	0.4	-	1.8	4.6	5.2	11.8	23.8	23.4	34.5	18.2	45.8	3.4	5.52	0.57	10.2
C33-C34	-	-	-	-	-	-	-	4.1	6.9	9.7	22.5	51.9	61.5	51.7	78.7	87.7	7.2	11.78	0.83	22.3
C37-C38	-	0.3	0.3	-	0.3	-	-	-	-	-	1.1	-	-	-	-	-	0.1	0.14	0.07	0.2
C40-C41	-	0.6	0.3	1.2	0.3	2.1	0.4	1.8	0.6	-	1.1	9.8	-	-	9.1	-	1.0	1.19	0.23	1.9
C43	-	-	-	-	-	-	-	-	-	-	-	-	-	-	-	-	-	-	-	-
C44	-	-	-	0.3	0.3	0.8	0.9	0.9	2.9	0.7	3.2	9.8	10.2	2.2	18.2	19.1	1.5	2.22	0.35	4.0
C45	-	-	-	-	-	-	-	-	-	-	-	-	1.5	-	-	-	-	0.06	0.06	0.2
C46	-	-	-	-	-	-	-	-	-	-	-	-	-	-	-	-	-	-	-	-
C47+C49	-	-	0.3	-	0.3	0.4	0.4	1.8	1.1	1.5	3.2	2.8	2.9	10.8	9.1	-	0.9	1.28	0.26	2.1
C50	-	-	-	-	0.3	-	-	-	1.7	0.7	1.1	4.2	1.5	6.5	3.0	3.8	0.5	0.79	0.21	1.4
C60	-	-	-	-	-	0.4	0.4	0.5	-	0.7	-	1.4	1.5	2.2	6.1	-	0.3	0.43	0.15	0.6
C61	-	-	-	-	-	-	0.4	-	-	-	1.1	8.4	24.9	47.4	60.6	53.4	2.9	5.11	0.57	4.5
C62	-	-	-	-	1.7	2.5	0.4	1.4	-	-	-	-	2.9	2.2	3.0	-	0.7	0.68	0.17	0.6
C63	-	-	-	-	-	-	-	-	-	-	-	-	-	-	-	-	-	-	-	-
C64	0.8	-	0.3	0.3	-	-	0.4	-	1.1	0.7	7.5	-	2.9	6.5	-	7.6	0.8	1.13	0.25	2.0
C65	-	-	-	-	-	-	-	-	-	-	-	-	-	-	-	-	-	-	-	-
C66	-	-	-	-	-	-	-	-	-	-	-	-	-	-	-	-	-	-	-	-
C67	-	-	-	-	-	-	-	-	-	0.7	3.2	1.4	4.4	15.1	24.2	19.1	1.0	1.76	0.33	1.4
C68	-	-	-	-	-	-	-	-	0.6	-	-	-	-	-	-	3.8	0.1	0.11	0.08	0.1
C69	0.8	-	-	-	-	-	-	-	-	-	-	-	-	2.2	-	-	0.1	0.16	0.09	-
C70-C72	-	1.3	1.8	0.3	1.4	1.6	1.3	-	1.7	5.2	6.4	9.8	4.4	10.8	3.0	3.8	1.9	2.41	0.34	4.2
C73	-	-	-	-	-	-	0.4	-	0.6	0.7	1.1	2.8	-	4.3	9.1	-	0.4	0.58	0.18	0.8
C74	-	-	-	-	-	-	-	-	-	-	1.1	-	-	-	-	-	-	0.05	0.05	0.2
C81	0.4	2.6	1.5	-	1.0	-	0.9	0.5	-	0.7	1.1	1.4	-	-	3.0	-	0.8	0.82	0.17	0.6
C82-85,C96	0.4	0.6	2.8	1.2	0.7	3.3	1.7	4.5	1.7	3.7	4.3	12.6	8.8	28.0	6.1	22.9	3.1	3.98	0.45	5.4
C88	-	-	-	-	-	-	-	-	-	-	-	-	-	-	-	-	-	-	-	-
C90	-	-	-	-	-	-	0.4	0.5	2.3	-	2.1	4.2	13.2	6.5	12.1	3.8	1.0	1.51	0.29	3.1
C91	1.2	1.3	2.5	1.2	0.3	-	0.9	0.9	1.1	1.5	4.3	2.8	1.5	6.5	12.1	11.4	1.6	1.94	0.31	1.9
C92-C94	-	0.3	0.6	0.3	2.0	2.1	0.4	0.5	1.7	3.0	5.4	1.4	8.8	-	9.1	15.3	1.5	1.94	0.31	3.2
C95	-	0.3	-	-	-	-	-	-	-	-	-	-	1.5	-	-	-	0.1	0.09	0.07	0.2
O&U	-	0.6	0.3	0.6	1.0	2.9	2.6	3.6	11.4	14.2	25.7	30.8	43.9	66.8	90.8	99.2	8.1	12.45	0.85	19.5
All	3.5	8.3	11.4	5.8	11.6	25.4	33.4	46.2	89.1	119.2	211.1	315.5	398.1	530.0	663.2	663.7	70.4	104.6	2.42	175.4

TABLE BHP-4(b):
Average Annual Age Specific, Crude (CR), Age Adjusted (AAR) (with Standard Error (SE)) and
Truncated (35-64 Yrs) (TR) Incidence Rate per 100,000 population: 2006-2008 - Females
Bhopal

ICD-10	0-4	5-9	10-14	15-19	20-24	25-29	30-34	35-39	40-44	45-49	50-54	55-59	60-64	65-69	70-74	>75	CR	AAR	SE	TR
C00	-	-	-	-	-	-	-	1.0	0.7	0.9	1.2	-	-	-	-	-	0.2	0.22	0.10	0.7
C01-C02	-	-	-	-	-	-	1.0	1.0	1.4	2.7	6.2	4.2	21.1	2.2	23.1	6.0	1.6	2.33	0.38	5.3
C03-C06	-	-	-	0.4	-	0.4	-	-	8.7	6.3	19.8	18.2	37.3	15.2	36.4	6.0	3.6	5.47	0.57	13.2
C07-C08	-	-	-	-	0.4	-	-	-	-	-	1.2	-	-	-	-	-	0.1	0.09	0.07	0.2
C09	-	-	-	-	-	-	-	-	-	-	-	-	-	-	-	6.0	0.1	0.12	0.08	-
C10	-	-	-	-	-	-	-	-	-	-	-	-	1.6	2.2	-	-	0.1	0.13	0.09	0.2
C11	-	-	-	-	-	-	-	0.5	0.7	-	-	-	1.6	2.2	-	-	0.2	0.20	0.11	0.4
C12-C13	-	-	-	-	-	-	-	-	-	-	4.9	1.4	4.9	4.3	3.3	3.0	0.5	0.75	0.22	1.6
C14	-	-	-	-	-	-	-	-	-	-	-	-	-	2.2	-	-	-	0.07	0.07	-
C15	-	-	-	-	-	-	1.0	-	2.9	10.8	8.6	19.6	27.6	17.4	39.7	44.8	3.5	5.41	0.57	10.1
C16	-	-	-	-	-	0.4	-	1.5	0.7	1.8	1.2	2.8	9.7	10.9	3.3	14.9	1.0	1.53	0.30	2.6
C17	-	-	-	-	-	-	-	-	-	0.9	-	1.4	4.9	-	-	3.0	0.2	0.36	0.15	1.0
C18	-	-	-	-	-	-	-	0.5	-	3.6	6.2	7.0	3.2	19.5	9.9	6.0	1.2	1.87	0.34	3.1
C19-C20	-	-	0.3	-	0.4	0.8	-	1.5	0.7	3.6	4.9	5.6	3.2	8.7	16.5	3.0	1.2	1.73	0.31	3.1
C21	-	-	-	-	-	-	-	-	-	0.9	2.5	-	1.6	-	3.3	-	0.2	0.31	0.14	0.8
C22	-	-	-	-	-	-	-	1.0	-	-	1.2	2.8	3.2	2.2	6.6	6.0	0.5	0.68	0.20	1.2
C23-C24	-	-	-	-	0.4	-	1.0	2.0	5.8	8.1	6.2	5.6	16.2	28.2	26.4	20.9	2.8	4.01	0.49	6.9
C25	-	-	-	-	-	-	-	0.5	0.7	2.7	2.5	2.8	3.2	6.5	13.2	6.0	0.8	1.18	0.27	1.9
C30-C31	-	-	-	-	-	-	0.5	-	2.2	0.9	1.2	-	1.6	-	3.3	-	0.3	0.41	0.15	1.0
C32	-	-	-	-	-	-	0.5	-	0.7	0.9	2.5	2.8	-	-	6.6	9.0	0.5	0.67	0.20	1.1
C33-C34	-	-	-	-	-	0.4	-	1.0	0.7	3.6	4.9	2.8	19.5	10.9	19.8	23.9	1.7	2.69	0.41	4.7
C37-C38	-	-	-	-	-	-	-	0.5	-	-	1.2	-	-	-	-	-	0.1	0.09	0.07	0.3
C40-C41	0.8	0.7	1.4	1.5	0.4	0.4	-	-	-	-	1.2	-	1.6	-	-	3.0	0.7	0.68	0.17	0.4
C43	-	-	-	-	-	-	-	-	-	-	-	-	-	-	-	-	-	-	-	-
C44	-	-	-	0.4	0.4	0.8	-	1.0	2.9	3.6	2.5	5.6	6.5	8.7	9.9	17.9	1.4	2.00	0.34	3.4
C45	-	-	-	-	-	-	-	-	-	-	-	-	-	-	-	-	-	-	-	-
C46	-	-	-	-	-	-	-	-	-	-	-	-	-	-	-	-	-	-	-	-
C47+C49	1.3	-	0.3	0.4	-	0.8	1.0	1.5	0.7	0.9	1.2	1.4	3.2	4.3	6.6	-	0.9	1.03	0.23	1.4
C50	-	-	-	-	0.4	2.4	12.4	26.0	48.5	65.4	82.7	91.0	69.8	71.7	89.3	74.7	18.9	25.36	1.18	61.2
C51	-	-	-	-	-	-	-	-	-	-	1.2	1.4	1.6	-	-	-	0.1	0.18	0.11	0.6
C52	-	-	-	-	-	-	-	-	0.7	-	1.2	-	1.6	-	-	-	0.1	0.17	0.10	0.5
C53	-	-	-	0.4	-	2.9	3.8	11.8	34.0	46.6	75.3	50.4	81.2	58.6	79.3	26.9	13.4	18.94	1.04	47.0
C54	-	-	-	-	-	0.4	-	1.0	1.4	-	14.8	15.4	24.3	10.9	3.3	-	1.9	2.90	0.42	8.0
C55	-	-	-	-	-	-	0.5	-	-	0.9	-	-	-	-	-	-	0.1	0.08	0.06	0.2
C56	-	-	0.3	1.8	1.2	2.0	1.4	5.4	10.9	12.5	28.4	19.6	42.2	21.7	29.8	14.9	5.6	7.70	0.66	18.1
C57	-	-	-	-	-	-	-	-	-	-	-	-	-	-	-	-	-	-	-	-
C58	-	-	-	-	-	2.4	-	0.5	-	-	-	-	-	-	-	-	0.3	0.23	0.09	0.1
C64	0.8	-	0.3	0.4	-	-	-	-	0.7	-	2.5	2.8	3.2	2.2	-	3.0	0.5	0.70	0.20	1.3
C65	-	-	-	-	-	-	-	-	-	-	-	-	-	-	-	-	-	-	-	-
C66	-	-	-	-	-	-	-	-	-	-	-	-	-	-	-	-	-	-	-	-
C67	-	-	-	-	-	-	-	-	-	-	-	-	-	4.3	3.3	3.0	0.2	0.26	0.13	-
C68	-	-	-	-	-	-	-	-	-	-	-	-	-	-	-	-	-	-	-	-
C69	1.3	-	-	-	-	-	-	-	-	-	-	-	-	-	-	3.0	0.2	0.21	0.11	-
C70-C72	0.8	1.7	0.7	-	1.6	1.2	1.9	1.5	0.7	2.7	3.7	1.4	3.2	4.3	-	6.0	1.4	1.59	0.27	2.1
C73	-	-	-	0.7	0.8	0.8	1.0	1.0	2.2	3.6	4.9	4.2	4.9	10.9	-	-	1.2	1.59	0.29	3.3
C74	-	-	-	-	-	-	-	0.5	-	-	-	-	-	-	-	-	-	0.03	0.03	0.1
C81	0.8	0.7	-	-	-	0.4	1.0	1.0	1.4	1.8	2.5	-	-	-	-	3.0	0.6	0.70	0.18	1.2
C82-85,C96	0.4	0.3	1.0	-	0.4	2.4	1.4	0.5	1.4	0.9	4.9	8.4	11.4	10.9	3.3	6.0	1.7	2.21	0.35	3.9
C88	-	-	-	-	-	-	-	-	-	-	-	-	-	-	-	-	-	-	-	-
C90	-	-	-	-	0.8	-	0.5	0.5	0.7	-	4.9	-	-	-	6.6	20.9	0.7	0.96	0.23	1.0
C91	1.3	2.8	1.4	-	0.8	0.8	0.5	1.5	-	0.9	1.2	2.8	-	2.2	3.3	-	1.1	1.16	0.22	1.0
C92-C94	-	0.3	0.3	0.4	-	0.4	1.9	2.0	1.4	1.8	3.7	2.8	1.6	4.3	-	-	0.9	1.05	0.23	2.2
C95	-	-	0.3	-	-	-	0.5	-	-	-	-	-	-	-	-	-	0.1	0.06	0.04	-
O&U	0.4	0.7	0.3	0.4	0.4	1.6	2.4	2.5	6.5	7.2	8.6	12.6	19.5	23.9	43.0	29.9	3.8	5.35	0.55	8.7
All	8.0	7.3	6.9	6.6	8.2	22.0	33.8	68.7	140.4	196.2	322.3	296.7	436.7	371.4	489.2	370.6	76.2	105.5	2.44	225.1

TABLE BHP-5(a): Number (#) and Proportion (%) of Cancers by Site (ICD-10) and Method of Diagnosis: 2006-2008 - Males
Bhopal

ICD-10 -	Site	Clinical		Microscopic		X-Ray / Imaging		DCO		Others		Unknown		Total	
		#	%	#	%	#	%	#	%	#	%	#	%	#	%
C00	Lip	-	-	6	100.0	-	-	-	-	-	-	-	-	6	100.0
C01-C02	Tongue	8	4.1	172	88.2	14	7.2	1	0.5	-	-	-	-	195	100.0
C03-C06	Mouth	9	4.4	179	87.3	17	8.3	-	-	-	-	-	-	205	100.0
C07-C08	Salivary Gland	2	22.2	7	77.8	-	-	-	-	-	-	-	-	9	100.0
C09	Tonsil	-	-	27	87.1	3	9.7	1	3.2	-	-	-	-	31	100.0
C10	Oth. Oropharynx	-	-	13	86.7	2	13.3	-	-	-	-	-	-	15	100.0
C11	Nasopharynx	1	20.0	3	60.0	1	20.0	-	-	-	-	-	-	5	100.0
C12-C13	Hypopharynx	2	2.2	85	92.4	5	5.4	-	-	-	-	-	-	92	100.0
C14	Pharynx Unspecified	-	-	8	88.9	1	11.1	-	-	-	-	-	-	9	100.0
C15	Oesophagus	1	0.9	89	83.2	11	10.3	-	-	6	5.6	-	-	107	100.0
C16	Stomach	1	2.0	45	90.0	2	4.0	-	-	2	4.0	-	-	50	100.0
C17	Small Intestine	-	-	4	100.0	-	-	-	-	-	-	-	-	4	100.0
C18	Colon	-	-	34	91.9	1	2.7	-	-	2	5.4	-	-	37	100.0
C19-C20	Rectum	3	8.3	33	91.7	-	-	-	-	-	-	-	-	36	100.0
C21	Anus & Anal Canal	-	-	6	100.0	-	-	-	-	-	-	-	-	6	100.0
C22	Liver	-	-	23	79.3	5	17.2	-	-	1	3.4	-	-	29	100.0
C23-C24	Gallbladder etc.	-	-	30	73.2	8	19.5	-	-	3	7.3	-	-	41	100.0
C25	Pancreas	1	7.1	8	57.1	3	21.4	-	-	2	14.3	-	-	14	100.0
C30-C31	Nose, Sinuses etc.	2	33.3	3	50.0	1	16.7	-	-	-	-	-	-	6	100.0
C32	Larynx	6	6.1	85	86.7	7	7.1	-	-	-	-	-	-	98	100.0
C33-C34	Lung etc.	5	2.4	137	66.2	62	30.0	-	-	3	1.4	-	-	207	100.0
C37-C38	Other Thoracic Organs	-	-	2	50.0	2	50.0	-	-	-	-	-	-	4	100.0
C40-C41	Bone	2	6.7	27	90.0	1	3.3	-	-	-	-	-	-	30	100.0
C43	Melanoma of Skin	-	-	-	-	-	-	-	-	-	-	-	-	-	-
C44	Other Skin	1	2.3	41	95.3	1	2.3	-	-	-	-	-	-	43	100.0
C45	Mesothelioma	-	-	1	100.0	-	-	-	-	-	-	-	-	1	100.0
C46	Kaposi Sarcoma	-	-	-	-	-	-	-	-	-	-	-	-	-	-
C47 + C49	Conn. & Soft Tissue	-	-	23	85.2	4	14.8	-	-	-	-	-	-	27	100.0
C50	Breast	-	-	15	100.0	-	-	-	-	-	-	-	-	15	100.0
C60	Penis	1	11.1	8	88.9	-	-	-	-	-	-	-	-	9	100.0
C61	Prostate	1	1.2	72	87.8	4	4.9	-	-	5	6.1	-	-	82	100.0
C62	Testis	2	10.5	17	89.5	-	-	-	-	-	-	-	-	19	100.0
C63	Other Male Genital	-	-	-	-	-	-	-	-	-	-	-	-	-	-
C64	Kidney etc.	-	-	22	100.0	-	-	-	-	-	-	-	-	22	100.0
C65	Renal Pelvis	-	-	-	-	-	-	-	-	-	-	-	-	-	-
C66	Ureter	-	-	-	-	-	-	-	-	-	-	-	-	-	-
C67	Bladder	-	-	24	85.7	3	10.7	-	-	1	3.6	-	-	28	100.0
C68	Uns. Urinary Organs	-	-	2	100.0	-	-	-	-	-	-	-	-	2	100.0
C69	Eye	-	-	3	100.0	-	-	-	-	-	-	-	-	3	100.0
C70-C72	Brain, Nervous System	1	1.8	47	85.5	6	10.9	-	-	1	1.8	-	-	55	100.0
C73	Thyroid	-	-	10	90.9	1	9.1	-	-	-	-	-	-	11	100.0
C74	Adrenal Gland	-	-	-	-	1	100.0	-	-	-	-	-	-	1	100.0
C81	Hodgkins Disease	-	-	23	95.8	1	4.2	-	-	-	-	-	-	24	100.0
C82-85,C96	NHL	-	-	86	97.7	2	2.3	-	-	-	-	-	-	88	100.0
C88	Malig Imn.Prol D	-	-	-	-	-	-	-	-	-	-	-	-	-	-
C90	Multiple Myeloma	-	-	24	85.7	3	10.7	1	3.6	-	-	-	-	28	100.0
C91	Lymphoid Leuk.	-	-	44	97.8	1	2.2	-	-	-	-	-	-	45	100.0
C92-C94	Myeloid Leukaemia	-	-	32	74.4	10	23.3	1	2.3	-	-	-	-	43	100.0
C95	Leukaemia Uns	-	-	1	50.0	1	50.0	-	-	-	-	-	-	2	100.0
O&U	Other and Uns	2	0.9	96	41.6	31	13.4	99	42.9	3	1.3	-	-	231	100.0
	All Sites	51	2.5	1617	80.2	215	10.7	103	5.1	29.0	1.4	-	-	2015	100.0

TABLE BHP-5(b): Number (#) and Proportion (%) of Cancers by Site (ICD-10) and Method of Diagnosis : 2006-2008 - Females
Bhopal

ICD-10 -	Site	Clinical		Microscopic		X-Ray / Imaging		DCO		Others		Unknown		Total	
		#	%	#	%	#	%	#	%	#	%	#	%	#	%
C00	Lip	-	-	5	100.0	-	-	-	-	-	-	-	-	5	100.0
C01-C02	Tongue	1	2.5	34	85.0	5	12.5	-	-	-	-	-	-	40	100.0
C03-C06	Mouth	6	6.5	80	86.0	7	7.5	-	-	-	-	-	-	93	100.0
C07-C08	Salivary Gland	-	-	2	100.0	-	-	-	-	-	-	-	-	2	100.0
C09	Tonsil	1	50.0	1	50.0	-	-	-	-	-	-	-	-	2	100.0
C10	Oth. Oropharynx	-	-	2	100.0	-	-	-	-	-	-	-	-	2	100.0
C11	Nasopharynx	-	-	3	75.0	1	25.0	-	-	-	-	-	-	4	100.0
C12-C13	Hypopharynx	-	-	12	100.0	-	-	-	-	-	-	-	-	12	100.0
C14	Pharynx Unspecified	-	-	1	100.0	-	-	-	-	-	-	-	-	1	100.0
C15	Oesophagus	-	-	83	91.2	6	6.6	-	-	2	2.2	-	-	91	100.0
C16	Stomach	1	3.7	18	66.7	6	22.2	-	-	2	7.4	-	-	27	100.0
C17	Small Intestine	-	-	4	66.7	1	16.7	-	-	1	16.7	-	-	6	100.0
C18	Colon	-	-	28	90.3	3	9.7	-	-	-	-	-	-	31	100.0
C19-C20	Rectum	-	-	30	93.8	2	6.3	-	-	-	-	-	-	32	100.0
C21	Anus & Anal Canal	-	-	5	100.0	-	-	-	-	-	-	-	-	5	100.0
C22	Liver	-	-	11	91.7	1	8.3	-	-	-	-	-	-	12	100.0
C23-C24	Gallbladder etc.	1	1.4	52	73.2	15	21.1	-	-	3	4.2	-	-	71	100.0
C25	Pancreas	1	5.0	12	60.0	5	25.0	-	-	2	10.0	-	-	20	100.0
C30-C31	Nose, Sinuses etc.	1	12.5	7	87.5	-	-	-	-	-	-	-	-	8	100.0
C32	Larynx	-	-	12	100.0	-	-	-	-	-	-	-	-	12	100.0
C33-C34	Lung etc.	1	2.2	36	80.0	6	13.3	-	-	2	4.4	-	-	45	100.0
C37-C38	Other Thoracic Organs	1	50.0	1	50.0	-	-	-	-	-	-	-	-	2	100.0
C40-C41	Bone	-	-	15	88.2	2	11.8	-	-	-	-	-	-	17	100.0
C43	Melanoma of Skin	-	-	-	-	-	-	-	-	-	-	-	-	-	-
C44	Other Skin	1	2.7	34	91.9	2	5.4	-	-	-	-	-	-	37	100.0
C45	Mesothelioma	-	-	-	-	-	-	-	-	-	-	-	-	-	-
C46	Kaposi Sarcoma	-	-	-	-	-	-	-	-	-	-	-	-	-	-
C47+C49	Conn. & Soft Tissue	-	-	20	90.9	2	9.1	-	-	-	-	-	-	22	100.0
C50	Breast	2	0.4	428	88.1	55	11.3	-	-	1	0.2	-	-	486	100.0
C51	Vulva	1	33.3	2	66.7	-	-	-	-	-	-	-	-	3	100.0
C52	Vagina	-	-	3	100.0	-	-	-	-	-	-	-	-	3	100.0
C53	Cervix Uteri	30	8.7	310	89.6	6	1.7	-	-	-	-	-	-	346	100.0
C54	Corpus Uteri	2	4.1	43	87.8	2	4.1	-	-	2	4.1	-	-	49	100.0
C55	Uterus Unspecified	-	-	2	100.0	-	-	-	-	-	-	-	-	2	100.0
C56	Ovary etc.	2	1.4	129	89.6	11	7.6	-	-	2	1.4	-	-	144	100.0
C57	Other Female Genital	-	-	-	-	-	-	-	-	-	-	-	-	-	-
C58	Placenta	-	-	6	85.7	1	14.3	-	-	-	-	-	-	7	100.0
C64	Kidney etc.	-	-	11	84.6	1	7.7	-	-	1	7.7	-	-	13	100.0
C65	Renal Pelvis	-	-	-	-	-	-	-	-	-	-	-	-	-	-
C66	Ureter	-	-	-	-	-	-	-	-	-	-	-	-	-	-
C67	Bladder	-	-	2	50.0	2	50.0	-	-	-	-	-	-	4	100.0
C68	Uns.Urinary Organs	-	-	-	-	-	-	-	-	-	-	-	-	-	-
C69	Eye	-	-	4	100.0	-	-	-	-	-	-	-	-	4	100.0
C70-C72	Brain, Nervous System	-	-	23	62.2	9	24.3	-	-	5	13.5	-	-	37	100.0
C73	Thyroid	-	-	25	78.1	6	18.8	-	-	1	3.1	-	-	32	100.0
C74	Adrenal Gland	-	-	1	100.0	-	-	-	-	-	-	-	-	1	100.0
C81	Hodgkins Disease	-	-	15	93.8	1	6.3	-	-	-	-	-	-	16	100.0
C82-85,C96	NHL	-	-	41	93.2	3	6.8	-	-	-	-	-	-	44	100.0
C88	Malig Imn.Prol D	-	-	-	-	-	-	-	-	-	-	-	-	-	-
C90	Multiple Myeloma	-	-	15	83.3	3	16.7	-	-	-	-	-	-	18	100.0
C91	Lymphoid Leuk.	-	-	24	82.8	5	17.2	-	-	-	-	-	-	29	100.0
C92-C94	Myeloid Leukaemia	-	-	18	75.0	6	25.0	-	-	-	-	-	-	24	100.0
C95	Leukaemia Uns	-	-	2	100.0	-	-	-	-	-	-	-	-	2	100.0
O&U	Other and Uns	1	1.0	36	36.4	7	7.1	49	49.5	6	6.1	-	-	99	100.0
	All Sites	53	2.7	1648	84.0	182	9.3	49	2.5	30.0	1.5	-	-	1962	100.0

TABLE BHP-6(a): Number (#) and Proportion (%) of Cancers by Site (ICD-10) and Detailed Microscopic Diagnosis: 2006-2008 - Males : Bhopal

ICD-10 -	Site	Pri. Hist		Sec. Hist		Cytology		Blood Film		Bone Marrow		Others		Total	
		#	%	#	%	#	%	#	%	#	%	#	%	#	%
C00	Lip	6	100.0	-	-	-	-	-	-	-	-	-	-	6	100.0
C01-C02	Tongue	153	78.5	5	2.6	14	7.2	-	-	-	-	23	11.8	195	100.0
C03-C06	Mouth	165	80.5	2	1.0	12	5.9	-	-	-	-	26	12.7	205	100.0
C07-C08	Salivary Gland	4	44.4	1	11.1	2	22.2	-	-	-	-	2	22.2	9	100.0
C09	Tonsil	25	80.6	-	-	2	6.5	-	-	-	-	4	12.9	31	100.0
C10	Oth. Oropharynx	6	40.0	2	13.3	5	33.3	-	-	-	-	2	13.3	15	100.0
C11	Nasopharynx	3	60.0	-	-	-	-	-	-	-	-	2	40.0	5	100.0
C12-C13	Hypopharynx	76	82.6	2	2.2	7	7.6	-	-	-	-	7	7.6	92	100.0
C14	Pharynx Unspecified	8	88.9	-	-	-	-	-	-	-	-	1	11.1	9	100.0
C15	Oesophagus	83	77.6	-	-	6	5.6	-	-	-	-	18	16.8	107	100.0
C16	Stomach	36	72.0	2	4.0	7	14.0	-	-	-	-	5	10.0	50	100.0
C17	Small Intestine	3	75.0	1	25.0	-	-	-	-	-	-	-	-	4	100.0
C18	Colon	32	86.5	2	5.4	-	-	-	-	-	-	3	8.1	37	100.0
C19-C20	Rectum	30	83.3	3	8.3	-	-	-	-	-	-	3	8.3	36	100.0
C21	Anus & Anal Canal	4	66.7	1	16.7	1	16.7	-	-	-	-	-	-	6	100.0
C22	Liver	14	48.3	1	3.4	8	27.6	-	-	-	-	6	20.7	29	100.0
C23-C24	Gallbladder etc.	22	53.7	4	9.8	4	9.8	-	-	-	-	11	26.8	41	100.0
C25	Pancreas	4	28.6	-	-	4	28.6	-	-	-	-	6	42.9	14	100.0
C30-C31	Nose, Sinuses etc.	3	50.0	-	-	-	-	-	-	-	-	3	50.0	6	100.0
C32	Larynx	79	80.6	2	2.0	4	4.1	-	-	-	-	13	13.3	98	100.0
C33-C34	Lung etc.	73	35.3	13	6.3	50	24.2	-	-	1	0.5	70	33.8	207	100.0
C37-C38	Other Thoracic Organs	2	50.0	-	-	-	-	-	-	-	-	2	50.0	4	100.0
C40-C41	Bone	25	83.3	-	-	1	3.3	-	-	1	3.3	3	10.0	30	100.0
C43	Melanoma of Skin	-	-	-	-	-	-	-	-	-	-	-	-	-	-
C44	Other Skin	39	90.7	-	-	2	4.7	-	-	-	-	2	4.7	43	100.0
C45	Mesothelioma	1	100.0	-	-	-	-	-	-	-	-	-	-	1	100.0
C46	Kaposi Sarcoma	-	-	-	-	-	-	-	-	-	-	-	-	-	-
C47 + C49	Conn. & Soft Tissue	23	85.2	-	-	-	-	-	-	-	-	4	14.8	27	100.0
C50	Breast	12	80.0	-	-	2	13.3	1	6.7	-	-	-	-	15	100.0
C60	Penis	6	66.7	2	22.2	-	-	-	-	-	-	1	11.1	9	100.0
C61	Prostate	69	84.1	1	1.2	2	2.4	-	-	-	-	10	12.2	82	100.0
C62	Testis	15	78.9	1	5.3	1	5.3	-	-	-	-	2	10.5	19	100.0
C63	Other Male Genital	-	-	-	-	-	-	-	-	-	-	-	-	-	-
C64	Kidney etc.	21	95.5	-	-	1	4.5	-	-	-	-	-	-	22	100.0
C65	Renal Pelvis	-	-	-	-	-	-	-	-	-	-	-	-	-	-
C66	Ureter	-	-	-	-	-	-	-	-	-	-	-	-	-	-
C67	Bladder	23	82.1	-	-	1	3.6	-	-	-	-	4	14.3	28	100.0
C68	Uns.Urinary Organs	2	100.0	-	-	-	-	-	-	-	-	-	-	2	100.0
C69	Eye	2	66.7	-	-	1	33.3	-	-	-	-	-	-	3	100.0
C70-C72	Brain, Nervous System	47	85.5	-	-	-	-	-	-	-	-	8	14.5	55	100.0
C73	Thyroid	7	63.6	-	-	3	27.3	-	-	-	-	1	9.1	11	100.0
C74	Adrenal Gland	-	-	-	-	-	-	-	-	-	-	1	100.0	1	100.0
C81	Hodgkins Disease	22	91.7	-	-	1	4.2	-	-	-	-	1	4.2	24	100.0
C82-85,C96	NHL	81	92.0	-	-	5	5.7	-	-	-	-	2	2.3	88	100.0
C88	Malig Imn.Prol D	-	-	-	-	-	-	-	-	-	-	-	-	-	-
C90	Multiple Myeloma	1	3.6	-	-	1	3.6	2	7.1	20	71.4	4	14.3	28	100.0
C91	Lymphoid Leuk.	-	-	-	-	-	-	18	40.0	26	57.8	1	2.2	45	100.0
C92-C94	Myeloid Leukaemia	-	-	-	-	-	-	11	25.6	21	48.8	11	25.6	43	100.0
C95	Leukaemia Uns	-	-	-	-	-	-	1	50.0	-	-	1	50.0	2	100.0
O&U	Other and Uns	6	2.6	47	20.3	43	18.6	-	-	-	-	135	58.4	231	100.0
	All Sites	1233	61.2	92	4.6	190	9.4	33	1.6	69	3.4	398	19.8	2015	100.0

TABLE BHP-6(b): Number (#) and Proportion (%) of Cancers by Site (ICD-10) and Detailed Microscopic Diagnosis: 2006-2008 - Females : Bhopal

ICD-10	Site	Pri. Hist		Sec. Hist		Cytology		Blood Film		Bone Marrow		Others		Total	
		#	%	#	%	#	%	#	%	#	%	#	%	#	%
C00	Lip	4	80.0	-	-	1	20.0	-	-	-	-	-	-	5	100.0
C01-C02	Tongue	28	70.0	-	-	6	15.0	-	-	-	-	6	15.0	40	100.0
C03-C06	Mouth	77	82.8	1	1.1	2	2.2	-	-	-	-	13	14.0	93	100.0
C07-C08	Salivary Gland	2	100.0	-	-	-	-	-	-	-	-	-	-	2	100.0
C09	Tonsil	1	50.0	-	-	-	-	-	-	-	-	1	50.0	2	100.0
C10	Oth. Oropharynx	2	100.0	-	-	-	-	-	-	-	-	-	-	2	100.0
C11	Nasopharynx	2	50.0	1	25.0	-	-	-	-	-	-	1	25.0	4	100.0
C12-C13	Hypopharynx	12	100.0	-	-	-	-	-	-	-	-	-	-	12	100.0
C14	Pharynx Unspecified	1	100.0	-	-	-	-	-	-	-	-	-	-	1	100.0
C15	Oesophagus	82	90.1	-	-	1	1.1	-	-	-	-	8	8.8	91	100.0
C16	Stomach	16	59.3	2	7.4	-	-	-	-	-	-	9	33.3	27	100.0
C17	Small Intestine	4	66.7	-	-	-	-	-	-	-	-	2	33.3	6	100.0
C18	Colon	28	90.3	-	-	-	-	-	-	-	-	3	9.7	31	100.0
C19-C20	Rectum	30	93.8	-	-	-	-	-	-	-	-	2	6.3	32	100.0
C21	Anus & Anal Canal	5	100.0	-	-	-	-	-	-	-	-	-	-	5	100.0
C22	Liver	9	75.0	-	-	2	16.7	-	-	-	-	1	8.3	12	100.0
C23-C24	Gallbladder etc.	38	53.5	4	5.6	10	14.1	-	-	-	-	19	26.8	71	100.0
C25	Pancreas	11	55.0	-	-	1	5.0	-	-	-	-	8	40.0	20	100.0
C30-C31	Nose, Sinuses etc.	7	87.5	-	-	-	-	-	-	-	-	1	12.5	8	100.0
C32	Larynx	10	83.3	-	-	2	16.7	-	-	-	-	-	-	12	100.0
C33-C34	Lung etc.	18	40.0	3	6.7	15	33.3	-	-	-	-	9	20.0	45	100.0
C37-C38	Other Thoracic Organs	1	50.0	-	-	-	-	-	-	-	-	1	50.0	2	100.0
C40-C41	Bone	14	82.4	-	-	1	5.9	-	-	-	-	2	11.8	17	100.0
C43	Melanoma of Skin	-	-	-	-	-	-	-	-	-	-	-	-	-	-
C44	Other Skin	32	86.5	-	-	2	5.4	-	-	-	-	3	8.1	37	100.0
C45	Mesothelioma	-	-	-	-	-	-	-	-	-	-	-	-	-	-
C46	Kaposi Sarcoma	-	-	-	-	-	-	-	-	-	-	-	-	-	-
C47+C49	Conn. & Soft Tissue	17	77.3	-	-	3	13.6	-	-	-	-	2	9.1	22	100.0
C50	Breast	381	78.4	2	0.4	45	9.3	-	-	-	-	58	11.9	486	100.0
C51	Vulva	2	66.7	-	-	-	-	-	-	-	-	1	33.3	3	100.0
C52	Vagina	2	66.7	-	-	1	33.3	-	-	-	-	-	-	3	100.0
C53	Cervix Uteri	303	87.6	1	0.3	6	1.7	-	-	-	-	36	10.4	346	100.0
C54	Corpus Uteri	42	85.7	1	2.0	-	-	-	-	-	-	6	12.2	49	100.0
C55	Uterus Unspecified	2	100.0	-	-	-	-	-	-	-	-	-	-	2	100.0
C56	Ovary etc.	109	75.7	5	3.5	15	10.4	-	-	-	-	15	10.4	144	100.0
C57	Other Female Genital	-	-	-	-	-	-	-	-	-	-	-	-	-	-
C58	Placenta	6	85.7	-	-	-	-	-	-	-	-	1	14.3	7	100.0
C64	Kidney etc.	10	76.9	-	-	1	7.7	-	-	-	-	2	15.4	13	100.0
C65	Renal Pelvis	-	-	-	-	-	-	-	-	-	-	-	-	-	-
C66	Ureter	-	-	-	-	-	-	-	-	-	-	-	-	-	-
C67	Bladder	2	50.0	-	-	-	-	-	-	-	-	2	50.0	4	100.0
C68	Uns.Urinary Organs	-	-	-	-	-	-	-	-	-	-	-	-	-	-
C69	Eye	4	100.0	-	-	-	-	-	-	-	-	-	-	4	100.0
C70-C72	Brain, Nervous System	23	62.2	-	-	-	-	-	-	-	-	14	37.8	37	100.0
C73	Thyroid	18	56.3	-	-	7	21.9	-	-	-	-	7	21.9	32	100.0
C74	Adrenal Gland	1	100.0	-	-	-	-	-	-	-	-	-	-	1	100.0
C81	Hodgkins Disease	14	87.5	-	-	1	6.3	-	-	-	-	1	6.3	16	100.0
C82-85,C96	NHL	38	86.4	-	-	3	6.8	-	-	-	-	3	6.8	44	100.0
C88	Malig Imn.Prol D	-	-	-	-	-	-	-	-	-	-	-	-	-	-
C90	Multiple Myeloma	2	11.1	-	-	1	5.6	2	11.1	10	55.6	3	16.7	18	100.0
C91	Lymphoid Leuk.	-	-	-	-	-	-	9	31.0	15	51.7	5	17.2	29	100.0
C92-C94	Myeloid Leukaemia	-	-	-	-	-	-	6	25.0	12	50.0	6	25.0	24	100.0
C95	Leukaemia Uns	-	-	-	-	-	-	2	100.0	-	-	-	-	2	100.0
O&U	Other and Uns	4	4.0	24	24.2	7	7.1	1	1.0	-	-	63	63.6	99	100.0
	All Sites	1414	72.1	44	2.2	133	6.8	20	1.0	37	1.9	314	16.0	1962	100.0

**TABLE BHP-7 (a): Number of Cancer Deaths by Five Year Age Group and Site (ICD-10):
2006-2008 – Males**

% = Relative Proportion of Cancers of All Sites

Bhopal

ICD-10	Site	0-4	5-9	10-14	15-19	20-24	25-29	30-34	35-39	40-44	45-49	50-54	55-59	60-64	65-69	70-74	75+	Unkn	Total	%
C00	Lip	-	-	-	-	-	-	-	-	-	1	-	-	1	1	-	-	-	3	0.33
C01-C02	Tongue	-	-	-	-	2	-	10	6	13	16	14	9	19	12	9	4	-	114	12.69
C03-C06	Mouth	-	-	-	-	-	3	10	11	6	7	10	9	9	2	3	4	-	74	8.24
C07-C08	Salivary Gland	-	1	-	-	-	-	-	-	-	-	-	1	-	-	-	-	-	2	0.22
C09	Tonsil	-	-	-	-	-	-	1	-	-	1	1	2	3	3	-	-	-	11	1.22
C10	Oth. Oropharynx	-	-	-	-	-	-	-	-	1	1	-	-	-	2	-	-	-	4	0.45
C11	Nasopharynx	-	-	1	-	-	-	-	-	-	-	-	1	1	-	-	-	-	3	0.33
C12-C13	Hypopharynx	-	-	-	-	-	-	-	2	2	3	4	5	4	7	7	2	-	36	4.01
C14	Pharynx Unspecified	-	-	-	-	-	-	-	-	-	-	-	-	-	-	-	-	-	-	-
C15	Oesophagus	-	-	-	-	-	1	1	1	1	6	4	13	14	6	8	7	-	62	6.90
C16	Stomach	-	-	-	-	-	-	-	1	6	3	4	3	3	4	4	4	-	32	3.56
C17	Small Intestine	-	-	-	-	-	-	1	-	-	-	-	1	-	-	-	-	-	2	0.22
C18	Colon	-	-	-	-	2	-	-	3	1	2	2	1	1	1	5	1	-	19	2.12
C19-C20	Rectum	-	-	-	-	-	2	-	-	2	2	1	2	1	3	1	1	-	15	1.67
C21	Anus & Anal Canal	-	-	-	-	-	-	-	-	-	1	-	-	-	-	-	-	-	1	0.11
C22	Liver	-	-	-	-	1	2	-	-	-	1	-	4	3	1	4	-	-	16	1.78
C23-C24	Gallbladder etc.	-	-	-	-	-	-	1	-	2	2	2	3	1	1	1	-	-	13	1.45
C25	Pancreas	-	-	-	-	-	-	-	1	-	4	-	1	1	-	-	1	-	8	0.89
C30-C31	Nose, Sinuses etc.	-	-	-	-	1	-	-	1	-	-	-	-	1	-	-	1	-	4	0.45
C32	Larynx	-	-	-	-	-	-	-	-	2	3	5	8	5	8	2	2	-	35	3.90
C33-C34	Lung etc.	-	-	-	-	-	-	1	-	6	10	14	23	24	15	14	16	-	123	13.70
C37-C38	Other Thoracic Organs	-	-	1	-	-	-	-	-	-	-	-	-	-	-	-	-	-	1	0.11
C40-C41	Bone	-	-	1	1	-	2	1	-	-	-	-	1	-	-	1	-	-	7	0.78
C43	Melanoma of Skin	-	-	-	-	-	-	-	-	-	-	-	-	-	-	-	-	-	-	-
C44	Other Skin	-	-	-	-	-	-	-	1	1	-	2	2	3	-	-	2	-	11	1.22
C45	Mesothelioma	-	-	-	-	-	-	-	-	-	-	-	-	-	-	-	-	-	-	-
C46	Kaposi Sarcoma	-	-	-	-	-	-	-	-	-	-	-	-	-	-	-	-	-	-	-
C47+C49	Conn. & Soft Tissue	-	-	-	-	-	1	-	1	-	2	-	-	-	2	1	-	-	7	0.78
C50	Breast	-	-	-	-	1	-	-	-	1	-	-	1	-	-	1	-	-	4	0.45
C60	Penis	-	-	-	-	-	-	-	-	-	-	-	-	-	-	-	-	-	-	-
C61	Prostate	-	-	-	-	-	-	-	-	-	-	2	1	3	4	2	3	1	16	1.78
C62	Testis	-	-	-	-	1	-	-	-	-	-	-	-	-	-	-	-	-	1	0.11
C63	Other Male Genital	-	-	-	-	-	-	-	-	-	-	-	-	-	-	-	-	-	-	-
C64	Kidney etc.	-	-	-	-	-	-	-	1	-	1	3	3	-	1	-	1	-	10	1.11
C65	Renal Pelvis	-	-	-	-	-	-	-	-	-	-	-	-	-	-	-	-	-	-	-
C66	Ureter	-	-	-	-	-	-	-	-	-	-	-	-	-	-	-	-	-	-	-
C67	Bladder	-	-	-	-	-	-	-	-	-	-	-	2	2	2	2	1	-	9	1.00
C68	Uns. Urinary Organs	-	-	-	-	-	-	-	-	-	-	-	-	-	-	-	-	-	-	-
C69	Eye	-	-	-	-	-	-	-	-	-	-	-	-	-	-	-	-	-	-	-
C70-C72	Brain, Nervous System	-	-	-	1	1	-	1	-	-	3	2	2	2	2	1	-	-	15	1.67
C73	Thyroid	-	-	-	-	-	-	-	-	-	-	-	-	-	3	2	-	-	5	0.56
C74	Adrenal Gland	-	-	-	-	-	-	-	-	-	-	1	-	-	-	-	-	-	1	0.11
C81	Hodgkins Disease	-	-	-	-	-	-	-	-	-	-	-	1	-	1	-	-	-	2	0.22
C82-85,C96	NHL	-	1	3	3	-	2	1	2	-	2	2	2	1	3	2	3	-	27	3.01
C88	Malig Imn.Prol D	-	-	-	-	-	-	-	-	-	-	-	-	-	-	-	-	-	-	-
C90	Multiple Myeloma	-	-	-	-	-	-	-	-	1	1	-	-	2	2	-	-	-	6	0.67
C91	Lymphoid Leuk.	-	1	-	1	-	-	1	1	-	1	3	-	-	1	1	1	-	11	1.22
C92-C94	Myeloid Leukaemia	-	-	-	1	1	2	2	1	2	-	2	-	2	-	3	1	-	17	1.89
C95	Leukaemia Uns	-	-	-	-	-	-	-	-	-	-	-	-	-	-	-	-	-	-	-
O&U	Other and Uns	-	2	-	3	2	5	6	8	10	14	17	16	24	22	23	19	-	171	19.04
	All Sites	-	5	6	10	12	20	37	41	57	87	95	117	130	109	97	74	1	898	100.00

**TABLE BHP-7(b): Number of Cancer Deaths by Five Year Age Group and Site (ICD-10):
2006-2008 – Females**

% = Relative Proportion of Cancers of All Sites

Bhopal

ICD-10	Site	0-4	5-9	10-14	15-19	20-24	25-29	30-34	35-39	40-44	45-49	50-54	55-59	60-64	65-69	70-74	75+	Unkn	Total	%
C00	Lip	-	-	-	-	-	-	-	1	-	-	2	-	-	-	-	-	-	3	0.49
C01-C02	Tongue	-	-	-	-	-	-	1	2	4	1	3	3	4	-	5	1	-	24	3.89
C03-C06	Mouth	-	-	-	-	-	1	-	-	6	5	1	3	5	2	1	-	-	24	3.89
C07-C08	Salivary Gland	-	-	-	-	-	-	-	-	-	-	-	-	-	-	-	1	-	1	0.16
C09	Tonsil	-	-	-	-	-	-	-	-	-	-	-	-	-	-	-	-	-	-	-
C10	Oth. Oropharynx	-	-	-	-	-	-	-	-	-	-	-	-	-	-	-	-	-	-	-
C11	Nasopharynx	-	-	-	-	-	-	-	-	-	-	-	-	-	-	1	-	-	1	0.16
C12-C13	Hypopharynx	-	-	-	-	-	-	-	-	-	-	2	1	-	-	1	-	-	4	0.65
C14	Pharynx Unspecified	-	-	-	-	-	-	-	-	-	-	-	-	-	-	-	-	-	-	-
C15	Oesophagus	-	-	-	-	-	-	1	-	4	4	3	7	8	5	4	11	-	47	7.62
C16	Stomach	-	-	-	-	-	-	-	1	1	2	1	-	4	3	2	2	-	16	2.59
C17	Small Intestine	-	-	-	-	-	-	-	-	-	-	-	1	1	-	-	-	-	2	0.32
C18	Colon	-	-	-	-	-	-	-	1	1	-	-	-	1	-	1	-	-	4	0.65
C19-C20	Rectum	-	-	-	-	1	1	-	1	1	3	2	-	1	-	1	-	-	11	1.78
C21	Anus & Anal Canal	-	-	-	-	-	-	-	-	-	-	-	-	-	1	1	-	-	2	0.32
C22	Liver	-	-	-	-	-	1	-	1	-	-	-	-	1	-	1	-	-	4	0.65
C23-C24	Gallbladder etc.	-	-	-	-	-	-	1	2	4	7	3	2	4	3	3	1	-	30	4.86
C25	Pancreas	1	-	-	-	-	-	-	1	-	2	-	-	1	2	1	1	-	9	1.46
C30-C31	Nose, Sinuses etc.	-	-	-	-	-	-	-	-	-	-	-	-	-	-	-	-	-	-	-
C32	Larynx	-	-	-	-	-	-	-	-	-	-	-	1	-	-	1	-	-	2	0.32
C33-C34	Lung etc.	-	-	-	-	-	1	-	1	1	3	2	5	7	4	2	3	-	29	4.70
C37-C38	Other Thoracic Organs	-	-	-	-	-	-	-	-	-	-	-	-	-	-	-	-	-	-	-
C40-C41	Bone	-	-	-	-	-	-	-	-	-	-	-	-	-	-	-	-	-	-	-
C43	Melanoma of Skin	-	-	-	-	-	-	-	-	-	-	-	-	-	-	-	-	-	-	-
C44	Other Skin	-	-	-	-	-	-	-	-	2	-	-	-	-	1	-	-	-	3	0.49
C45	Mesothelioma	-	-	-	-	-	-	-	-	-	-	-	-	-	-	-	-	-	-	-
C46	Kaposi Sarcoma	-	-	-	-	-	-	-	-	-	-	-	-	-	-	-	-	-	-	-
C47+C49	Conn. & Soft Tissue	-	-	-	-	-	1	-	-	-	-	-	-	-	-	1	-	-	2	0.32
C50	Breast	-	1	-	-	1	1	7	10	20	11	17	16	9	6	4	5	-	108	17.50
C51	Vulva	-	-	-	-	-	-	-	-	-	-	-	-	-	-	-	1	-	1	0.16
C52	Vagina	-	-	-	-	-	-	-	-	1	-	-	-	-	-	-	-	-	1	0.16
C53	Cervix Uteri	-	-	-	-	-	4	1	1	4	16	17	17	9	5	6	3	-	83	13.45
C54	Corpus Uteri	-	-	-	-	-	-	-	-	-	1	-	2	1	-	-	1	-	5	0.81
C55	Uterus Unspecified	-	-	-	-	-	-	-	-	-	1	1	-	-	-	-	-	-	2	0.32
C56	Ovary etc.	-	-	-	3	-	-	3	3	3	5	6	7	9	5	1	2	-	47	7.62
C57	Other Female Genital	-	-	-	-	-	-	-	-	-	-	-	-	-	-	-	-	-	-	-
C58	Placenta	-	-	-	-	-	-	-	-	-	1	-	-	-	-	-	-	-	1	0.16
C64	Kidney etc.	-	-	-	1	-	-	-	-	-	2	-	1	-	1	-	-	-	5	0.81
C65	Renal Pelvis	-	-	-	-	-	-	-	-	-	-	-	-	-	-	-	-	-	-	-
C66	Ureter	-	-	-	-	-	-	-	-	-	-	-	-	-	-	-	-	-	-	-
C67	Bladder	-	-	-	-	-	-	-	-	-	1	-	-	-	-	-	-	-	1	0.16
C68	Uns. Urinary Organs	-	-	-	-	-	-	-	-	-	-	-	-	-	-	-	-	-	-	-
C69	Eye	-	-	-	-	-	-	-	-	-	-	-	-	-	-	-	-	-	-	-
C70-C72	Brain, Nervous System	1	2	2	-	1	2	1	-	-	2	3	1	1	1	-	1	-	18	2.92
C73	Thyroid	-	-	-	-	-	1	1	-	1	2	3	-	2	2	-	-	-	12	1.94
C74	Adrenal Gland	-	-	-	-	-	-	-	-	-	-	-	-	-	-	-	-	-	-	-
C81	Hodgkins Disease	-	-	-	-	1	-	-	-	1	1	2	-	-	-	-	-	-	5	0.81
C82-85,C96	NHL	1	-	-	1	-	1	-	1	-	-	1	3	2	1	-	-	-	11	1.78
C88	Malignant Proliferative Disorders	-	-	-	-	-	-	-	-	-	-	-	-	-	-	-	-	-	-	-
C90	Multiple Myeloma	-	-	-	-	-	-	-	-	-	1	3	-	-	-	1	2	-	7	1.13
C91	Lymphoid Leuk.	-	-	-	-	-	1	-	3	-	-	1	-	-	2	-	-	-	7	1.13
C92-C94	Myeloid Leukaemia	-	-	-	-	1	-	-	2	-	1	2	1	1	1	1	1	-	11	1.78
C95	Leukaemia Uns.	-	-	-	-	-	-	-	-	-	-	-	-	-	-	-	-	-	-	-
O&U	Other and Uns.	1	2	-	-	1	3	2	2	4	7	7	10	11	8	10	6	-	74	11.99
	All Sites	4	5	2	5	6	18	18	33	58	79	82	81	82	53	49	42	-	617	100.00

TABLE BHP-8(a):
Average Annual Age Specific, Crude (CR), Age Adjusted (AAR) (with Standard Error (SE)) and
Truncated (35-64 Yrs) (TR) Mortality Rate per 100,000 population: 2006-2008 - Males
Bhopal

ICD-10	0-4	5-9	10-14	15-19	20-24	25-29	30-34	35-39	40-44	45-49	50-54	55-59	60-64	65-69	70-74	>75	CR	AAR	SE	TR
C00	-	-	-	-	-	-	-	-	-	0.7	-	-	1.5	2.2	-	-	0.1	0.2	0.10	0.3
C01-C02	-	-	-	-	0.7	-	4.3	2.7	7.4	12.0	15.0	12.6	27.8	25.9	27.3	15.3	4.0	5.6	0.55	11.9
C03-C06	-	-	-	-	-	1.2	4.3	5.0	3.4	5.2	10.7	12.6	13.2	4.3	9.1	15.3	2.6	3.4	0.41	7.7
C07-C08	-	0.3	-	-	-	-	-	-	-	-	-	1.4	-	-	-	-	0.1	0.1	0.06	0.2
C09	-	-	-	-	-	-	0.4	-	-	0.7	1.1	2.8	4.4	6.5	-	-	0.4	0.6	0.19	1.2
C10	-	-	-	-	-	-	-	-	0.6	0.7	-	-	-	4.3	-	-	0.1	0.2	0.11	0.3
C11	-	-	0.3	-	-	-	-	-	-	-	-	1.4	1.5	-	-	-	0.1	0.1	0.09	0.4
C12-C13	-	-	-	-	-	-	-	0.9	1.1	2.2	4.3	7.0	5.9	15.1	21.2	7.6	1.3	2.0	0.34	3.2
C14	-	-	-	-	-	-	-	-	-	-	-	-	-	-	-	-	-	-	-	-
C15	-	-	-	-	-	0.4	0.4	0.5	0.6	4.5	4.3	18.2	20.5	12.9	24.2	26.7	2.2	3.6	0.46	6.8
C16	-	-	-	-	-	-	-	0.5	3.4	2.2	4.3	4.2	4.4	8.6	12.1	15.3	1.1	1.7	0.32	3.0
C17	-	-	-	-	-	-	0.4	-	-	-	-	1.4	-	-	-	-	0.1	0.1	0.06	0.2
C18	-	-	-	-	0.7	-	-	1.4	0.6	1.5	2.1	1.4	1.5	2.2	15.1	3.8	0.7	0.9	0.22	1.4
C19-C20	-	-	-	-	-	0.8	-	-	1.1	1.5	1.1	2.8	1.5	6.5	3.0	3.8	0.5	0.8	0.21	1.2
C21	-	-	-	-	-	-	-	-	-	0.7	-	-	-	-	-	-	-	-	0.04	0.1
C22	-	-	-	-	0.3	0.8	-	-	-	0.7	-	5.6	4.4	2.2	12.1	-	0.6	0.8	0.22	1.4
C23-C24	-	-	-	-	-	-	0.4	-	1.1	1.5	2.1	4.2	1.5	2.2	3.0	-	0.5	0.6	0.18	1.6
C25	-	-	-	-	-	-	-	0.5	-	3.0	-	1.4	1.5	-	-	3.8	0.3	0.4	0.15	1.0
C30-C31	-	-	-	-	0.3	-	-	0.5	-	-	-	-	1.5	-	-	3.8	0.1	0.2	0.10	0.3
C32	-	-	-	-	-	-	-	-	1.1	2.2	5.4	11.2	7.3	17.2	6.1	7.6	1.2	2.0	0.34	3.9
C33-C34	-	-	-	-	-	-	0.4	-	3.4	7.5	15.0	32.2	35.1	32.3	42.4	61.0	4.3	7.2	0.66	13.2
C37-C38	-	-	0.3	-	-	-	-	-	-	-	-	-	-	-	-	-	-	-	0.03	-
C40-C41	-	-	0.3	0.3	-	0.8	0.4	-	-	-	-	1.4	-	-	3.0	-	0.2	0.3	0.11	0.2
C43	-	-	-	-	-	-	-	-	-	-	-	-	-	-	-	-	-	-	-	-
C44	-	-	-	-	-	-	-	0.5	0.6	-	2.1	2.8	4.4	-	-	7.6	0.4	0.6	0.19	1.5
C45	-	-	-	-	-	-	-	-	-	-	-	-	-	-	-	-	-	-	-	-
C46	-	-	-	-	-	-	-	-	-	-	-	-	-	-	-	-	-	-	-	-
C47+C49	-	-	-	-	-	0.4	-	0.5	-	1.5	-	-	-	4.3	3.0	-	0.2	0.3	0.13	0.4
C50	-	-	-	-	0.3	-	-	-	0.6	-	-	1.4	-	-	3.0	-	0.1	0.2	0.09	0.3
C60	-	-	-	-	-	-	-	-	-	-	-	-	-	-	-	-	-	-	-	-
C61	-	-	-	-	-	-	-	-	-	-	2.1	1.4	4.4	8.6	6.1	11.4	0.6	0.9	0.25	1.1
C62	-	-	-	-	0.3	-	-	-	-	-	-	-	-	-	-	-	-	-	0.03	-
C63	-	-	-	-	-	-	-	-	-	-	-	-	-	-	-	-	-	-	-	-
C64	-	-	-	-	-	-	-	0.5	-	0.7	3.2	4.2	-	2.2	-	3.8	0.3	0.5	0.18	1.3
C65	-	-	-	-	-	-	-	-	-	-	-	-	-	-	-	-	-	-	-	-
C66	-	-	-	-	-	-	-	-	-	-	-	-	-	-	-	-	-	-	-	-
C67	-	-	-	-	-	-	-	-	-	-	-	2.8	2.9	4.3	6.1	3.8	0.3	0.6	0.19	0.7
C68	-	-	-	-	-	-	-	-	-	-	-	-	-	-	-	-	-	-	-	-
C69	-	-	-	-	-	-	-	-	-	-	-	-	-	-	-	-	-	-	-	-
C70-C72	-	-	-	0.3	0.3	-	0.4	-	-	2.2	2.1	2.8	2.9	4.3	3.0	-	0.5	0.7	0.20	1.5
C73	-	-	-	-	-	-	-	-	-	-	-	-	-	6.5	6.1	-	0.2	0.3	0.14	-
C74	-	-	-	-	-	-	-	-	-	-	1.1	-	-	-	-	-	-	0.1	0.05	0.2
C81	-	-	-	-	-	-	-	-	-	-	-	1.4	-	2.2	-	-	0.1	0.1	0.09	0.2
C82-85,C96	-	0.3	0.9	0.9	-	0.8	0.4	0.9	-	1.5	2.1	2.8	1.5	6.5	6.1	11.4	0.9	1.3	0.26	1.4
C88	-	-	-	-	-	-	-	-	-	-	-	-	-	-	-	-	-	-	-	-
C90	-	-	-	-	-	-	-	-	0.6	0.7	-	-	2.9	4.3	-	-	0.2	0.3	0.14	0.6
C91	-	0.3	-	0.3	-	-	0.4	0.5	-	0.7	3.2	-	-	2.2	3.0	3.8	0.4	0.5	0.17	0.8
C92-C94	-	-	-	0.3	0.3	0.8	0.9	0.5	1.1	-	2.1	-	2.9	-	9.1	3.8	0.6	0.8	0.19	1.0
C95	-	-	-	-	-	-	-	-	-	-	-	-	-	-	-	-	-	-	-	-
O&U	-	0.6	-	0.9	0.7	2.1	2.6	3.6	5.7	10.5	18.2	22.4	35.1	47.4	69.6	72.5	6.0	9.2	0.73	14.2
All	-	1.6	1.8	3.0	4.1	8.2	16.1	18.6	32.6	65.2	101.8	164.0	190.3	234.8	293.7	282.3	31.4	47.4	1.64	84.7

TABLE BHP-8(b):
Average Annual Age Specific, Crude (CR), Age Adjusted (AAR) (with Standard Error (SE)) and
Truncated (35-64 Yrs) (TR) Mortality Rate per 100,000 population: 2006-2008 - Females
Bhopal

ICD-10	0-4	5-9	10-14	15-19	20-24	25-29	30-34	35-39	40-44	45-49	50-54	55-59	60-64	65-69	70-74	>75	CR	AAR	SE	TR
C00	-	-	-	-	-	-	-	0.5	-	-	2.5	-	-	-	-	-	0.1	0.2	0.09	0.5
C01-C02	-	-	-	-	-	-	0.5	1.0	2.9	0.9	3.7	4.2	6.5	-	16.5	3.0	0.9	1.3	0.28	2.9
C03-C06	-	-	-	-	-	0.4	-	-	4.3	4.5	1.2	4.2	8.1	4.3	3.3	-	0.9	1.3	0.27	3.5
C07-C08	-	-	-	-	-	-	-	-	-	-	-	-	-	-	-	3.0	-	0.1	0.06	-
C09	-	-	-	-	-	-	-	-	-	-	-	-	-	-	-	-	-	-	-	-
C10	-	-	-	-	-	-	-	-	-	-	-	-	-	-	-	-	-	-	-	-
C11	-	-	-	-	-	-	-	-	-	-	-	-	-	-	3.3	-	-	0.1	0.07	-
C12-C13	-	-	-	-	-	-	-	-	-	-	2.5	1.4	-	-	3.3	-	0.2	0.2	0.12	0.6
C14	-	-	-	-	-	-	-	-	-	-	-	-	-	-	-	-	-	-	-	-
C15	-	-	-	-	-	-	0.5	-	2.9	3.6	3.7	9.8	13.0	10.9	13.2	32.9	1.8	2.8	0.41	4.8
C16	-	-	-	-	-	-	-	0.5	0.7	1.8	1.2	-	6.5	6.5	6.6	6.0	0.6	0.9	0.24	1.6
C17	-	-	-	-	-	-	-	-	-	-	-	1.4	1.6	-	-	-	0.1	0.1	0.09	0.4
C18	-	-	-	-	-	-	-	0.5	0.7	-	-	-	1.6	-	3.3	-	0.2	0.2	0.11	0.4
C19-C20	-	-	-	-	0.4	0.4	-	0.5	0.7	2.7	2.5	-	1.6	-	3.3	-	0.4	0.6	0.17	1.4
C21	-	-	-	-	-	-	-	-	-	-	-	-	-	2.2	3.3	-	0.1	0.1	0.09	-
C22	-	-	-	-	-	0.4	-	0.5	-	-	-	-	1.6	-	3.3	-	0.2	0.2	0.10	0.3
C23-C24	-	-	-	-	-	-	0.5	1.0	2.9	6.3	3.7	2.8	6.5	6.5	9.9	3.0	1.2	1.6	0.31	3.8
C25	0.4	-	-	-	-	-	-	0.5	-	1.8	-	-	1.6	4.3	3.3	3.0	0.3	0.5	0.17	0.7
C30-C31	-	-	-	-	-	-	-	-	-	-	-	-	-	-	-	-	-	-	-	-
C32	-	-	-	-	-	-	-	-	-	-	-	1.4	-	-	3.3	-	0.1	0.1	0.09	0.2
C33-C34	-	-	-	-	-	0.4	-	0.5	0.7	2.7	2.5	7.0	11.4	8.7	6.6	9.0	1.1	1.7	0.32	3.5
C37-C38	-	-	-	-	-	-	-	-	-	-	-	-	-	-	-	-	-	-	-	-
C40-C41	-	-	-	-	-	-	-	-	-	-	-	-	-	-	-	-	-	-	-	-
C43	-	-	-	-	-	-	-	-	-	-	-	-	-	-	-	-	-	-	-	-
C44	-	-	-	-	-	-	-	-	1.4	-	-	-	-	2.2	-	-	0.1	0.2	0.09	0.3
C45	-	-	-	-	-	-	-	-	-	-	-	-	-	-	-	-	-	-	-	-
C46	-	-	-	-	-	-	-	-	-	-	-	-	-	-	-	-	-	-	-	-
C47+C49	-	-	-	-	-	0.4	-	-	-	-	-	-	-	-	3.3	-	0.1	0.1	0.07	-
C50	-	0.3	-	-	0.4	0.4	3.3	4.9	14.5	9.9	21.0	22.4	14.6	13.0	13.2	14.9	4.2	5.5	0.55	13.8
C51	-	-	-	-	-	-	-	-	-	-	-	-	-	-	-	3.0	-	0.1	0.06	-
C52	-	-	-	-	-	-	-	-	0.7	-	-	-	-	-	-	-	-	-	0.04	0.1
C53	-	-	-	-	-	1.6	0.5	0.5	2.9	14.3	21.0	23.8	14.6	10.9	19.8	9.0	3.2	4.7	0.52	11.8
C54	-	-	-	-	-	-	-	-	-	0.9	-	2.8	1.6	-	-	3.0	0.2	0.3	0.13	0.7
C55	-	-	-	-	-	-	-	-	-	0.9	1.2	-	-	-	-	-	0.1	0.1	0.08	0.4
C56	-	-	-	1.1	-	-	1.4	1.5	2.2	4.5	7.4	9.8	14.6	10.9	3.3	6.0	1.8	2.5	0.38	5.9
C57	-	-	-	-	-	-	-	-	-	-	-	-	-	-	-	-	-	-	-	-
C58	-	-	-	-	-	-	-	-	-	0.9	-	-	-	-	-	-	-	0.1	0.05	0.2
C64	-	-	-	0.4	-	-	-	-	-	1.8	-	1.4	-	2.2	-	-	0.2	0.3	0.12	0.5
C65	-	-	-	-	-	-	-	-	-	-	-	-	-	-	-	-	-	-	-	-
C66	-	-	-	-	-	-	-	-	-	-	-	-	-	-	-	-	-	-	-	-
C67	-	-	-	-	-	-	-	-	-	0.9	-	-	-	-	-	-	-	0.1	0.05	0.2
C68	-	-	-	-	-	-	-	-	-	-	-	-	-	-	-	-	-	-	-	-
C69	-	-	-	-	-	-	-	-	-	-	-	-	-	-	-	-	-	-	-	-
C70-C72	0.4	0.7	0.7	-	0.4	0.8	0.5	-	-	1.8	3.7	1.4	1.6	2.2	-	3.0	0.7	0.8	0.21	1.3
C73	-	-	-	-	-	0.4	0.5	-	0.7	1.8	3.7	-	3.2	4.3	-	-	0.5	0.7	0.19	1.5
C74	-	-	-	-	-	-	-	-	-	-	-	-	-	-	-	-	-	-	-	-
C81	-	-	-	-	0.4	-	-	-	0.7	0.9	2.5	-	-	-	-	-	0.2	0.3	0.12	0.7
C82-85,C96	0.4	-	-	0.4	-	0.4	-	0.5	-	-	1.2	4.2	3.2	2.2	-	-	0.4	0.6	0.18	1.3
C88	-	-	-	-	-	-	-	-	-	-	-	-	-	-	-	-	-	-	-	-
C90	-	-	-	-	-	-	-	-	-	0.9	3.7	-	-	-	3.3	6.0	0.3	0.4	0.16	0.8
C91	-	-	-	-	-	0.4	-	1.5	-	-	1.2	-	-	4.3	-	-	0.3	0.3	0.13	0.5
C92-C94	-	-	-	-	0.4	-	-	1.0	-	0.9	2.5	1.4	1.6	2.2	3.3	3.0	0.4	0.6	0.18	1.2
C95	-	-	-	-	-	-	-	-	-	-	-	-	-	-	-	-	-	-	-	-
O&U	0.4	0.7	-	-	0.4	1.2	1.0	1.0	2.9	6.3	8.6	14.0	17.9	17.4	33.1	17.9	2.9	4.2	0.49	7.5
All	1.7	1.7	0.7	1.8	2.4	7.3	8.6	16.2	42.0	70.8	101.3	113.4	133.1	115.1	162.0	125.5	24.0	33.8	1.39	73.1

TABLE BHP-9(a): Cumulative Rate (Cu.Rate%) & Cumulative Risk (Cu.Risk) of individual sites (ICD-10) based on age specific rates (from 0-64 years and from 0-74 Years) : 2006-2008 - Males Bhopal

ICD-10	Site	0 - 64 Years		0 - 74 Years	
		Cu. Rate %	Cu. Risk	Cu. Rate%	Cu. Risk
C00	Lip	0.01	0.01	0.05	0.05
C01-C02	Tongue	0.66	0.66	1.18	1.19
C03-C06	Mouth	0.68	0.67	1.12	1.13
C07-C08	Salivary Gland	0.04	0.04	0.05	0.05
C09	Tonsil	0.11	0.11	0.18	0.18
C10	Oth. Oropharynx	0.03	0.03	0.14	0.14
C11	Nasopharynx	0.03	0.03	0.03	0.03
C12-C13	Hypopharynx	0.31	0.31	0.65	0.65
C14	Pharynx Unspecified	0.02	0.02	0.05	0.05
C15	Oesophagus	0.36	0.36	0.74	0.74
C16	Stomach	0.15	0.15	0.33	0.33
C17	Small Intestine	0.02	0.02	0.02	0.02
C18	Colon	0.11	0.11	0.23	0.23
C19-C20	Rectum	0.12	0.12	0.18	0.18
C21	Anus & Anal Canal	0.02	0.02	0.04	0.04
C22	Liver	0.08	0.08	0.19	0.19
C23-C24	Gallbladder etc.	0.15	0.15	0.23	0.23
C25	Pancreas	0.04	0.04	0.08	0.08
C30-C31	Nose, Sinuses etc.	0.02	0.02	0.03	0.03
C32	Larynx	0.36	0.35	0.62	0.62
C33-C34	Lung etc.	0.78	0.78	1.42	1.43
C37-C38	Other Thoracic Organs	0.01	0.01	0.01	0.01
C40-C41	Bone	0.09	0.09	0.14	0.14
C43	Melanoma of Skin	0.00	0.00	0.00	0.00
C44	Other Skin	0.15	0.15	0.25	0.25
C45	Mesothelioma	0.01	0.01	0.01	0.01
C46	Kaposi Sarcoma	0.00	0.00	0.00	0.00
C47 + C49	Conn. & Soft Tissue	0.07	0.07	0.17	0.17
C50	Breast	0.05	0.05	0.10	0.10
C60	Penis	0.02	0.02	0.07	0.07
C61	Prostate	0.17	0.17	0.71	0.71
C62	Testis	0.04	0.04	0.07	0.07
C63	Other Male Genital	0.00	0.00	0.00	0.00
C64	Kidney etc.	0.07	0.07	0.10	0.10
C65	Renal Pelvis	0.00	0.00	0.00	0.00
C66	Ureter	0.00	0.00	0.00	0.00
C67	Bladder	0.05	0.05	0.25	0.25
C68	Uns.Urinary Organs	0.00	0.00	0.00	0.00
C69	Eye	0.00	0.00	0.01	0.01
C70-C72	Brain, Nervous System	0.18	0.18	0.25	0.25
C73	Thyroid	0.03	0.03	0.10	0.10
C74	Adrenal Gland	0.01	0.01	0.01	0.01
C81	Hodgkins Disease	0.05	0.05	0.07	0.07
C82-85,C96	NHL	0.23	0.23	0.40	0.40
C88	Malig Imn.Prol D	0.00	0.00	0.00	0.00
C90	Multiple Myeloma	0.11	0.11	0.21	0.21
C91	Lymphoid Leuk.	0.10	0.10	0.19	0.19
C92-C94	Myeloid Leukaemia	0.13	0.13	0.18	0.18
C95	Leukaemia Uns	0.01	0.01	0.01	0.01
O&U *	Other and Uns	0.69	0.69	1.47	1.48
	All Sites	6.39	6.19	12.36	11.63

TABLE BHP-9(b): Cumulative Rate (Cu.Rate%) & Cumulative Risk (Cu.Risk) of individual sites (ICD-10) based on age specific rates (from 0-64 Years and from 0-74 Years) : 2006-2008 - Females
Bhopal

ICD-10	Site	0 - 64 Years		0 - 74 Years	
		Cu. Rate %	Cu. Risk	Cu. Rate%	Cu. Risk
C00	Lip	0.02	0.02	0.02	0.02
C01-C02	Tongue	0.19	0.19	0.31	0.31
C03-C06	Mouth	0.46	0.45	0.71	0.71
C07-C08	Salivary Gland	0.01	0.01	0.01	0.01
C09	Tonsil	0.00	0.00	0.00	0.00
C10	Oth. Oropharynx	0.01	0.01	0.02	0.02
C11	Nasopharynx	0.01	0.01	0.03	0.03
C12-C13	Hypopharynx	0.06	0.06	0.09	0.09
C14	Pharynx Unspecified	0.00	0.00	0.01	0.01
C15	Oesophagus	0.35	0.35	0.64	0.64
C16	Stomach	0.09	0.09	0.16	0.16
C17	Small Intestine	0.04	0.04	0.04	0.04
C18	Colon	0.10	0.10	0.25	0.25
C19-C20	Rectum	0.11	0.11	0.23	0.23
C21	Anus & Anal Canal	0.02	0.02	0.04	0.04
C22	Liver	0.04	0.04	0.09	0.09
C23-C24	Gallbladder etc.	0.23	0.23	0.50	0.50
C25	Pancreas	0.06	0.06	0.16	0.16
C30-C31	Nose, Sinuses etc.	0.03	0.03	0.05	0.05
C32	Larynx	0.04	0.04	0.07	0.07
C33-C34	Lung etc.	0.16	0.16	0.32	0.32
C37-C38	Other Thoracic Organs	0.01	0.01	0.01	0.01
C40-C41	Bone	0.04	0.04	0.04	0.04
C43	Melanoma of Skin	0.00	0.00	0.00	0.00
C44	Other Skin	0.12	0.12	0.21	0.21
C45	Mesothelioma	0.00	0.00	0.00	0.00
C46	Kaposi Sarcoma	0.00	0.00	0.00	0.00
C47+C49	Conn. & Soft Tissue	0.06	0.06	0.12	0.12
C50	Breast	1.99	1.97	2.76	2.80
C51	Vulva	0.02	0.02	0.02	0.02
C52	Vagina	0.02	0.02	0.02	0.02
C53	Cervix Uteri	1.53	1.52	2.20	2.22
C54	Corpus Uteri	0.29	0.29	0.36	0.36
C55	Uterus Unspecified	0.01	0.01	0.01	0.01
C56	Ovary etc.	0.63	0.63	0.88	0.89
C57	Other Female Genital	0.00	0.00	0.00	0.00
C58	Placenta	0.01	0.01	0.01	0.01
C64	Kidney etc.	0.05	0.05	0.06	0.06
C65	Renal Pelvis	0.00	0.00	0.00	0.00
C66	Ureter	0.00	0.00	0.00	0.00
C67	Bladder	0.00	0.00	0.04	0.04
C68	Uns.Urinary Organs	0.00	0.00	0.00	0.00
C69	Eye	0.01	0.01	0.01	0.01
C70-C72	Brain, Nervous System	0.11	0.11	0.13	0.13
C73	Thyroid	0.12	0.12	0.17	0.17
C74	Adrenal Gland	0.00	0.00	0.00	0.00
C81	Hodgkins Disease	0.05	0.05	0.05	0.05
C82-85,C96	NHL	0.17	0.17	0.24	0.24
C88	Malig Imn.Prol D	0.00	0.00	0.00	0.00
C90	Multiple Myeloma	0.04	0.04	0.07	0.07
C91	Lymphoid Leuk.	0.07	0.07	0.10	0.10
C92-C94	Myeloid Leukaemia	0.08	0.08	0.11	0.11
C95	Leukaemia Uns	0.00	0.00	0.00	0.00
O&U *	Other and Uns	0.32	0.31	0.65	0.65
	All Sites	7.77	7.48	12.07	11.37

POPULATION BASED CANCER REGISTRY, CHENNAI

Cancer Institute (WIA), Adyar, Chennai

Dr V. Shanta

Principal Investigator, PBCR & Chairman, Cancer Institute (WIA)

Dr R. Swaminathan

Co-Principal Investigator, PBCR & Associate Professor & Head,
Department of Biostatistics and Cancer Registries

Background

The Madras Metropolitan Tumour Registry (MMTR), a Population Based Cancer Registry, was established at the Cancer Institute (W.I.A) in 1981. It caters to an area of 170 km² and a population (entirely urban) of 4.7 millions (972 Females to 1000 Males) as on 1st July 2007 constituting 0.4% and 7.0% of total population of India and state of Tamil Nadu respectively. Cancer care facilities in Chennai, including diagnosis and treatment, are provided by the government health services, the Cancer Institute (WIA), which is a Regional Cancer Centre in Ministry of Health and Family Welfare, Government of India and supplemented by private practitioners and hospitals.

Methods

Registration of cases is done by active method. MMTR continues to get good cooperation from all health care facilities in and around Chennai with greater than 230 sources of registration till date: government and private hospitals, nursing homes, clinics, consultants, pathology laboratories, imaging centres and hospices. The Social Scientists of the registry visit these sources regularly and collect data on cancer by interviewing the cases wherever possible and/or from medical records. Mortality information is collected from the Vital Statistics Division (VSD) of the Corporation of Chennai. Reliability of data and quality of registration are constantly monitored with emphasis on case finding. Validity checks are done using IARC, NCRP and other in-house developed computer programs.

Implications

MMTR publishes periodic reports and descriptive epidemiological studies on cancer incidence pattern and trend. It is also extending its expertise to Dindigul Ambilikkai Cancer Registry, covering the entire Dindigul district, to get information on rural cancer incidence and pattern. Recognizing these efforts as the means to provide meaningful direction to cancer control in Tamil Nadu, the state health authorities are seriously contemplating to start passive reporting of cancer cases at the state level and also declare cancer as a notifiable disease in Tamil Nadu.

Staff on Rolls of Chennai PBCR

Mr Balasubramanian S.	:	Computer Programmer
Mr Sampath P.	:	Statistical Assistant
Mr Murugaiyan J.	:	Social Investigator
Mr Panneerselvam M.	:	Social Investigator
Ms Parimala A.	:	Social Investigator
Mr Sambandam T.S.	:	Social Investigator
Mr Sivakumar S.	:	Social Investigator
Mr Sridhar N.	:	Social Investigator
Mr Dharumadurai V.	:	Field Investigator
Mr Ramesh N.	:	Field Investigator
Mr Sivakumar M.	:	Field Investigator
Ms Chandrakala T.	:	Data Entry Operator

Figure CHN-1
Population Pyramid showing Age Distribution: 2006-2008
Chennai

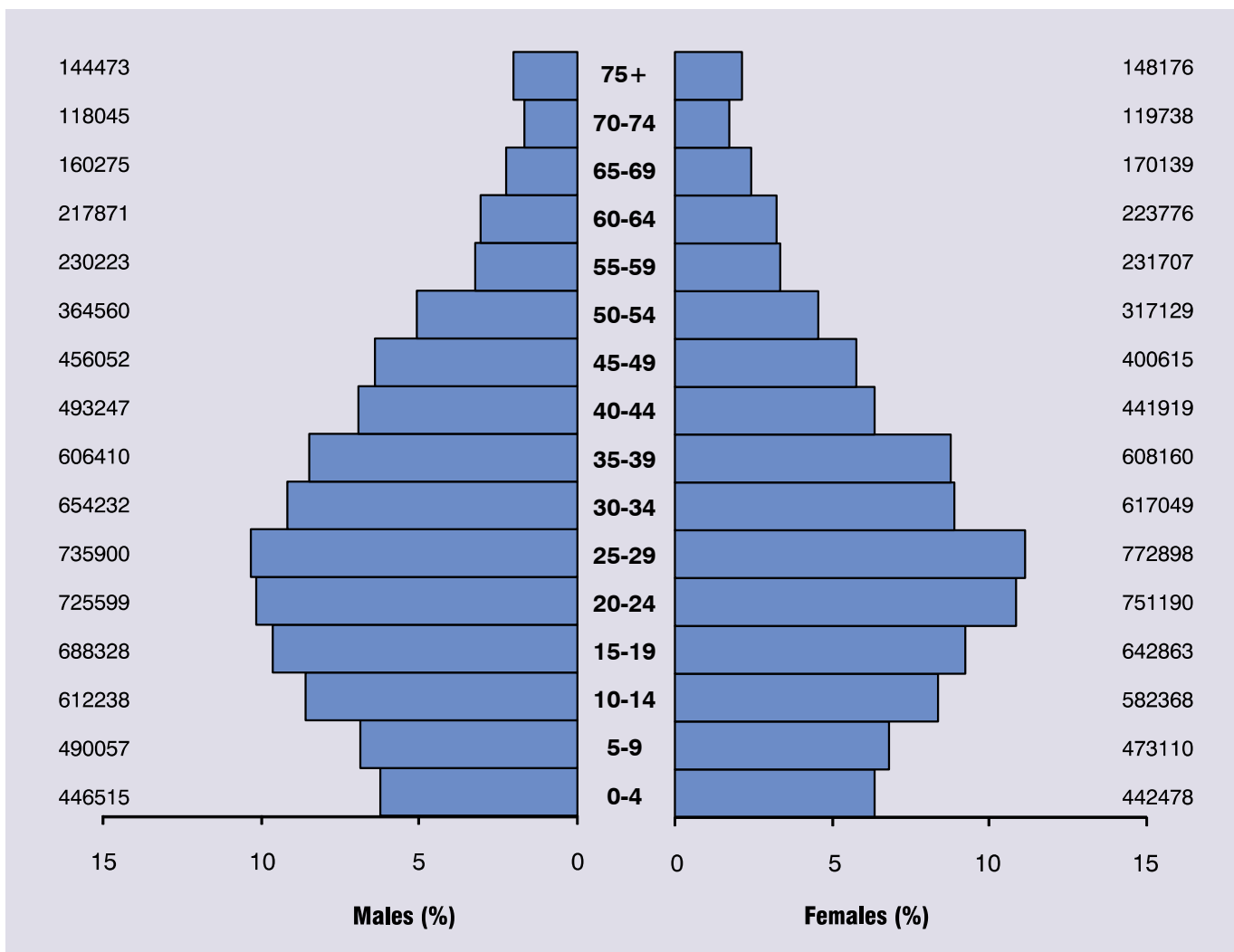


TABLE CHN-1
Population by Five Year Age Group and Gender: 2006-2008
Number and Relative Proportion (%)
Chennai

Age Group	Males		Females	
	Number	%	Number	%
0-4	446515	6.3	442478	6.4
5-9	490057	6.9	473110	6.8
10-14	612238	8.6	582368	8.4
15-19	688328	9.6	642863	9.3
20-24	725599	10.2	751190	10.8
25-29	735900	10.3	772898	11.1
30-34	654232	9.2	617049	8.9
35-39	606410	8.5	608160	8.8
40-44	493247	6.9	441919	6.4
45-49	456052	6.4	400615	5.8
50-54	364560	5.1	317129	4.6
55-59	230223	3.2	231707	3.3
60-64	217871	3.0	223776	3.2
65-69	160275	2.2	170139	2.5
70-74	118045	1.7	119738	1.7
75+	144473	2.0	148176	2.1
Total	7144025	100.0	6943316	100.0

TABLE CHN-2
Main Sources of Registration of Incident Cases of Cancer: 2006-2008
Chennai

Name of the Institution	Number	%
Cancer Institute (WIA), Chennai - 20	2922	19.2
Government General Hospital, Chennai - 3	2711	17.8
Apollo Hospital, Chennai - 6	1349	8.8
Government Royapettah Hospital, Chennai - 14	1290	8.5
Dr. Rai Memorial Cancer Centre, Chennai - 18	1056	6.9
Government Stanley Hospital, Chennai - 1	1054	6.9
Govt Women's and Children's Hospital, Chennai - 8	546	3.6
Corporation of Chennai, Chennai - 3	431	2.8
Southern Railway Hospital, Chennai - 23	287	1.9
V.S. HOS	284	1.9
Paterson Cancer Centre	213	1.4
Peripheral Hospital Anna Nagar, Chennai - 78	207	1.4
Gove Kilpauk Medical College and Hospital, Chennai - 10	198	1.3
Sri Ramachandra Medical and Research Centre	198	1.3
Jeevodaya Chennai	173	1.1
Sundaram Medical Foundation, Chennai	167	1.1
St. Issabels Hospital, Chennai - 4	164	1.1
Dr. Sundaravadhanams Nursing Home, Chennai	138	0.9
Others	1870	12.3
Total	15258	100.0

1. *Institutions listed have registered at least one percent of all cases in the registry for the combined years 2006-2008.*
2. *The numbers and proportion listed are the minimum number of cases. Institutions could have registered/ reported more cases, since duplicate registrations and non-resident/registry cases are not included.*

**TABLE CHN-3 (a): Number of Incident Cancers by Five Year Age Group and Site (ICD-10):
2006-2008 – Males**

% = Relative Proportion of Cancers of All Sites

Chennai

ICD-10	Site	0-4	5-9	10-14	15-19	20-24	25-29	30-34	35-39	40-44	45-49	50-54	55-59	60-64	65-69	70-74	75+	Unkn	Total	%
C00	Lip	-	-	-	1	-	-	-	-	1	2	2	-	5	1	2	1	-	15	0.20
C01-C02	Tongue	-	-	-	-	-	8	13	30	28	43	66	56	51	42	21	24	-	382	5.17
C03-C06	Mouth	-	-	-	1	1	7	11	33	43	60	56	67	60	51	49	32	-	471	6.37
C07-C08	Salivary Gland	-	-	-	-	-	1	3	1	2	1	2	7	3	1	2	2	-	25	0.34
C09	Tonsil	-	-	-	-	-	1	-	2	3	18	21	14	12	20	4	7	-	102	1.38
C10	Oth. Oropharynx	-	-	-	-	-	-	-	1	8	13	21	18	19	11	10	5	-	106	1.43
C11	Nasopharynx	-	-	3	5	6	2	4	2	2	1	3	6	7	1	4	-	-	46	0.62
C12-C13	Hypopharynx	1	-	-	-	2	3	5	9	16	25	33	48	42	48	35	31	-	298	4.03
C14	Pharynx Unspecified	-	-	-	-	-	1	-	2	2	4	7	8	6	6	3	4	-	43	0.58
C15	Oesophagus	-	-	-	-	4	2	6	9	25	37	69	74	71	75	56	57	-	485	6.56
C16	Stomach	-	-	-	1	2	7	16	28	45	79	96	108	112	108	82	70	-	754	10.20
C17	Small Intestine	-	-	-	-	-	1	1	1	1	-	5	2	5	6	-	1	-	23	0.31
C18	Colon	-	-	-	1	1	4	6	13	18	20	21	31	34	30	19	18	-	216	2.92
C19-C20	Rectum	-	-	1	1	7	6	6	9	22	17	29	28	29	35	28	31	-	249	3.37
C21	Anus & Anal Canal	-	-	-	-	-	1	3	-	6	9	7	5	7	2	3	3	-	46	0.62
C22	Liver	2	-	-	1	1	3	7	7	11	16	23	20	43	37	25	28	-	224	3.03
C23-C24	Gallbladder etc.	-	-	-	-	-	-	2	2	4	10	10	17	13	15	9	10	-	92	1.24
C25	Pancreas	-	-	-	-	-	-	7	4	8	15	17	19	19	16	9	11	-	125	1.69
C30-C31	Nose, Sinuses etc.	-	-	-	-	-	1	3	2	4	7	2	4	5	11	6	4	-	49	0.66
C32	Larynx	-	-	-	-	1	-	3	1	12	21	31	42	47	47	36	24	-	265	3.58
C33-C34	Lung etc.	-	-	1	1	3	2	8	15	41	59	106	141	127	138	87	75	-	804	10.88
C37-C38	Other Thoracic Organs	1	-	1	1	-	1	1	2	-	3	2	2	3	1	1	-	-	19	0.26
C40-C41	Bone	2	2	11	11	11	5	8	7	3	4	6	3	5	2	1	1	-	82	1.11
C43	Melanoma of Skin	-	-	-	-	1	-	1	-	3	4	3	3	3	3	6	2	-	29	0.39
C44	Other Skin	-	-	-	-	1	5	4	3	7	5	7	9	9	8	15	8	-	81	1.10
C45	Mesothelioma	-	-	-	-	-	-	-	-	-	-	-	1	1	1	1	-	-	4	0.05
C46	Kaposi Sarcoma	-	-	-	-	-	-	-	-	-	-	-	-	-	-	-	-	-	-	-
C47+C49	Conn. & Soft Tissue	4	3	1	2	4	3	4	8	2	5	5	7	7	7	8	7	-	77	1.04
C50	Breast	-	-	-	-	-	-	-	1	3	2	3	5	5	3	5	3	-	30	0.41
C60	Penis	-	-	-	-	-	-	2	3	5	12	8	10	12	15	14	14	-	95	1.29
C61	Prostate	-	-	-	-	-	-	-	-	1	3	10	19	33	49	60	109	-	284	3.84
C62	Testis	2	-	-	3	8	13	7	4	1	2	2	1	2	1	2	1	-	49	0.66
C63	Other Male Genital	-	-	-	-	-	-	-	-	-	-	-	-	-	-	-	-	-	-	-
C64	Kidney etc.	2	6	-	-	-	1	2	1	4	4	9	12	10	17	8	4	-	80	1.08
C65	Renal Pelvis	-	-	-	-	-	-	-	-	-	-	1	-	-	1	1	-	-	3	0.04
C66	Ureter	-	-	-	-	-	-	-	-	-	-	-	-	-	5	2	1	-	8	0.11
C67	Bladder	-	-	-	-	1	2	3	2	4	11	12	20	26	25	40	42	-	188	2.54
C68	Uns.Urinary Organs	-	-	-	-	-	-	-	-	-	1	-	-	-	-	-	-	-	1	0.01
C69	Eye	12	3	1	-	-	1	-	1	-	3	1	-	2	1	-	-	-	25	0.34
C70-C72	Brain, Nervous System	10	10	9	4	8	9	9	18	13	18	20	20	20	11	7	11	-	197	2.67
C73	Thyroid	-	-	-	2	2	4	8	6	5	5	4	4	8	9	6	4	-	67	0.91
C74	Adrenal Gland	9	-	-	-	-	-	-	1	1	-	-	-	2	1	-	-	-	14	0.19
C81	Hodgkins Disease	2	3	9	8	6	11	3	6	7	8	6	7	3	3	-	4	-	86	1.16
C82-85,C96	NHL	9	7	8	14	12	9	10	14	10	25	27	49	47	26	21	22	-	310	4.19
C88	Malig Imn.Prol D	-	-	-	-	-	-	-	-	-	-	-	-	-	-	-	-	-	-	-
C90	Multiple Myeloma	-	-	-	-	-	-	1	2	4	4	13	15	14	17	18	11	-	99	1.34
C91	Lymphoid Leuk.	27	25	13	12	9	3	5	-	6	2	3	5	-	4	3	2	-	119	1.61
C92-C94	Myeloid Leukaemia	8	6	8	5	9	15	13	13	13	13	13	11	9	4	8	8	-	156	2.11
C95	Leukaemia Uns	2	2	1	1	4	1	2	2	3	-	-	-	1	1	-	3	-	23	0.31
O&U	Other and Uns	2	-	2	5	6	4	13	16	22	40	45	52	60	82	47	50	-	446	6.03
	All Sites	95	67	69	80	110	137	200	281	419	631	827	970	999	998	764	745	-	7392	100.0

* O&U includes the Sites (ICD-10: C26, C39, C48, C75, C76, C77, C78, C79, C80, C97)

**TABLE CHN-3(b): Number of Incident Cancers by Five Year Age Group and Site (ICD-10):
2006-2008 – Females**

% = Relative Proportion of Cancers of All Sites

Chennai

ICD-10	Site	0-4	5-9	10-14	15-19	20-24	25-29	30-34	35-39	40-44	45-49	50-54	55-59	60-64	65-69	70-74	75+	Unkn	Total	%
C00	Lip	-	-	-	-	-	-	-	1	-	3	3	1	2	1	1	4	-	16	0.20
C01-C02	Tongue	-	-	-	-	-	1	3	9	8	10	21	18	16	16	19	11	-	132	1.68
C03-C06	Mouth	-	-	-	-	2	1	2	8	11	32	33	30	55	41	29	36	-	280	3.56
C07-C08	Salivary Gland	-	-	-	1	-	2	1	3	5	4	3	4	2	-	2	3	-	30	0.38
C09	Tonsil	-	-	-	-	-	-	-	1	1	2	2	2	3	2	-	1	-	14	0.18
C10	Oth. Oropharynx	-	-	-	-	-	-	1	-	1	2	1	1	2	1	1	-	-	10	0.13
C11	Nasopharynx	-	-	-	1	1	2	-	2	-	3	2	3	3	2	2	2	-	23	0.29
C12-C13	Hypopharynx	-	-	-	-	-	4	6	9	6	21	21	16	10	17	6	9	-	125	1.59
C14	Pharynx Unspecified	-	-	-	-	-	-	-	1	3	2	1	2	2	2	3	2	-	18	0.23
C15	Oesophagus	-	-	-	-	-	3	4	9	14	24	38	33	37	46	31	32	-	271	3.45
C16	Stomach	-	1	-	-	2	9	12	24	29	46	37	57	52	46	42	32	-	389	4.95
C17	Small Intestine	-	-	-	-	-	2	1	-	-	1	1	3	1	1	1	1	-	12	0.15
C18	Colon	-	-	-	-	-	2	10	7	15	20	19	19	24	17	21	13	-	167	2.12
C19-C20	Rectum	-	-	-	-	3	5	9	8	11	19	14	20	24	21	19	20	-	173	2.20
C21	Anus & Anal Canal	-	-	-	-	-	-	4	2	-	2	6	10	7	6	7	1	-	45	0.57
C22	Liver	1	1	-	-	-	3	1	7	2	7	10	4	6	14	3	10	-	69	0.88
C23-C24	Gallbladder etc.	-	-	-	-	-	-	2	9	10	11	3	12	14	10	11	12	-	94	1.20
C25	Pancreas	-	-	-	1	-	-	-	3	7	9	11	8	11	14	7	12	-	83	1.06
C30-C31	Nose, Sinuses etc.	1	-	-	-	1	1	1	3	2	-	2	3	1	2	2	5	-	24	0.31
C32	Larynx	-	-	-	-	-	1	2	4	4	1	5	4	3	4	4	4	-	36	0.46
C33-C34	Lung etc.	-	-	-	1	1	3	6	7	23	38	32	39	31	34	24	23	-	262	3.33
C37-C38	Other Thoracic Organs	2	-	-	1	1	-	-	2	2	1	3	1	2	-	-	1	-	16	0.20
C40-C41	Bone	2	2	8	11	6	2	4	5	4	2	5	4	5	1	2	3	-	66	0.84
C43	Melanoma of Skin	-	-	-	-	-	4	-	2	2	2	4	2	3	-	3	4	-	26	0.33
C44	Other Skin	-	-	-	-	-	-	1	2	3	6	11	4	11	5	7	5	-	55	0.70
C45	Mesothelioma	-	-	-	-	-	-	-	-	-	-	-	-	-	-	-	-	-	-	-
C46	Kaposi Sarcoma	-	-	-	-	-	-	-	-	-	-	-	-	-	-	-	-	-	-	-
C47+ C49	Conn. & Soft Tissue	4	6	2	5	2	5	5	4	4	9	7	3	7	5	5	2	-	75	0.95
C50	Breast	-	-	-	-	12	37	78	153	247	326	324	263	234	155	129	129	-	2087	26.53
C51	Vulva	-	-	-	-	-	1	-	-	-	2	4	3	6	4	6	3	-	29	0.37
C52	Vagina	-	-	-	-	-	-	-	1	6	14	6	4	15	6	6	5	-	63	0.80
C53	Cervix Uteri	-	-	-	-	-	5	24	73	104	166	178	185	170	128	83	70	-	1186	15.08
C54	Corpus Uteri	-	-	-	-	-	1	1	11	11	18	19	47	27	28	20	10	-	193	2.45
C55	Uterus Unspecified	-	-	-	-	-	2	-	3	2	5	5	10	3	2	6	2	-	40	0.51
C56	Ovary etc.	1	1	7	10	10	13	9	24	39	62	64	73	69	45	26	27	-	480	6.10
C57	Other Female Genital	-	-	-	-	-	-	-	-	-	1	1	-	-	-	-	-	-	2	0.03
C58	Placenta	-	-	-	-	1	-	-	1	1	-	-	-	-	-	-	-	-	3	0.04
C64	Kidney etc.	7	1	2	-	-	1	-	2	4	1	5	7	6	3	2	4	-	45	0.57
C65	Renal Pelvis	-	-	-	-	-	-	-	-	-	-	-	-	-	-	-	-	-	-	-
C66	Ureter	-	-	-	-	-	-	-	1	-	1	-	1	-	-	1	-	-	4	0.05
C67	Bladder	-	-	-	-	-	-	1	2	2	2	5	4	6	4	8	13	-	47	0.60
C68	Uns. Urinary Organs	-	-	-	-	-	-	-	-	-	-	-	-	-	-	1	-	-	1	0.01
C69	Eye	4	3	-	-	-	-	1	1	-	-	1	1	-	1	1	2	-	15	0.19
C70-C72	Brain, Nervous System	5	10	12	9	8	10	10	9	13	11	15	15	12	11	5	7	-	162	2.06
C73	Thyroid	-	-	1	1	13	22	18	13	10	19	13	19	16	5	6	14	-	170	2.16
C74	Adrenal Gland	3	-	-	-	-	-	-	1	1	-	2	-	-	1	-	-	-	8	0.10
C81	Hodgkins Disease	1	3	1	3	7	5	6	3	8	4	4	5	-	4	1	-	-	55	0.70
C82-85,C96	NHL	-	4	5	3	3	9	11	10	14	17	16	20	28	17	10	14	-	181	2.30
C88	Malig Imn.Prol D	-	-	-	-	-	-	-	-	-	-	-	-	-	-	1	-	-	1	0.01
C90	Multiple Myeloma	-	-	-	-	-	-	-	2	4	8	11	15	8	9	2	10	-	69	0.88
C91	Lymphoid Leuk.	14	17	14	5	6	-	3	2	1	-	2	4	3	4	1	2	-	78	0.99
C92-C94	Myeloid Leukaemia	3	4	2	6	4	10	13	13	14	12	12	6	7	8	8	6	-	128	1.63
C95	Leukaemia Uns	2	1	1	2	-	-	-	2	4	1	1	2	1	1	1	3	-	22	0.28
O&U	Other and Uns	3	1	4	1	3	7	6	14	17	28	25	40	39	37	30	31	-	286	3.64
	All Sites	53	55	59	61	86	173	256	473	669	975	1008	1027	984	781	606	600	-	7866	100.0

* O&U includes the Sites (ICD-10: C26, C39, C48, C75, C76, C77, C78, C79, C80, C97)

TABLE CHN-4(a):
Average Annual Age Specific, Crude (CR), Age Adjusted (AAR) (with Standard Error (SE)) and
Truncated (35-64 Yrs) (TR) Incidence Rate per 100,000 population: 2006-2008 - Males
Chennai

ICD-10	0-4	5-9	10-14	15-19	20-24	25-29	30-34	35-39	40-44	45-49	50-54	55-59	60-64	65-69	70-74	>75	CR	AAR	SE	TR
C00	-	-	-	0.1	-	-	-	-	0.2	0.4	0.5	-	2.3	0.6	1.7	0.7	0.2	0.24	0.06	0.5
C01-C02	-	-	-	-	-	1.1	2.0	4.9	5.7	9.4	18.1	24.3	23.4	26.2	17.8	16.6	5.3	5.70	0.30	13.0
C03-C06	-	-	-	0.1	0.1	1.0	1.7	5.4	8.7	13.2	15.4	29.1	27.5	31.8	41.5	22.1	6.6	7.10	0.33	15.1
C07-C08	-	-	-	-	-	0.1	0.5	0.2	0.4	0.2	0.5	3.0	1.4	0.6	1.7	1.4	0.3	0.37	0.08	0.8
C09	-	-	-	-	-	0.1	-	0.3	0.6	3.9	5.8	6.1	5.5	12.5	3.4	4.8	1.4	1.59	0.16	3.4
C10	-	-	-	-	-	-	-	0.2	1.6	2.9	5.8	7.8	8.7	6.9	8.5	3.5	1.5	1.67	0.16	4.0
C11	-	-	0.5	0.7	0.8	0.3	0.6	0.3	0.4	0.2	0.8	2.6	3.2	0.6	3.4	-	0.6	0.65	0.10	1.1
C12-C13	0.2	-	-	-	0.3	0.4	0.8	1.5	3.2	5.5	9.1	20.8	19.3	29.9	29.6	21.5	4.2	4.72	0.28	8.6
C14	-	-	-	-	-	0.1	-	0.3	0.4	0.9	1.9	3.5	2.8	3.7	2.5	2.8	0.6	0.67	0.10	1.4
C15	-	-	-	-	0.6	0.3	0.9	1.5	5.1	8.1	18.9	32.1	32.6	46.8	47.4	39.5	6.8	7.68	0.35	14.2
C16	-	-	-	0.1	0.3	1.0	2.4	4.6	9.1	17.3	26.3	46.9	51.4	67.4	69.5	48.5	10.6	11.75	0.43	22.9
C17	-	-	-	-	-	0.1	0.2	0.2	0.2	-	1.4	0.9	2.3	3.7	-	0.7	0.3	0.36	0.08	0.7
C18	-	-	-	0.1	0.1	0.5	0.9	2.1	3.6	4.4	5.8	13.5	15.6	18.7	16.1	12.5	3.0	3.32	0.23	6.7
C19-C20	-	-	0.2	0.1	1.0	0.8	0.9	1.5	4.5	3.7	8.0	12.2	13.3	21.8	23.7	21.5	3.5	3.78	0.24	6.4
C21	-	-	-	-	-	0.1	0.5	-	1.2	2.0	1.9	2.2	3.2	1.2	2.5	2.1	0.6	0.67	0.10	1.6
C22	0.4	-	-	0.1	0.1	0.4	1.1	1.2	2.2	3.5	6.3	8.7	19.7	23.1	21.2	19.4	3.1	3.54	0.24	6.0
C23-C24	-	-	-	-	-	-	0.3	0.3	0.8	2.2	2.7	7.4	6.0	9.4	7.6	6.9	1.3	1.46	0.15	2.8
C25	-	-	-	-	-	-	1.1	0.7	1.6	3.3	4.7	8.3	8.7	10.0	7.6	7.6	1.7	1.91	0.17	4.0
C30-C31	-	-	-	-	-	0.1	0.5	0.3	0.8	1.5	0.5	1.7	2.3	6.9	5.1	2.8	0.7	0.75	0.11	1.1
C32	-	-	-	-	0.1	-	0.5	0.2	2.4	4.6	8.5	18.2	21.6	29.3	30.5	16.6	3.7	4.31	0.27	7.9
C33-C34	-	-	0.2	0.1	0.4	0.3	1.2	2.5	8.3	12.9	29.1	61.2	58.3	86.1	73.7	51.9	11.3	12.91	0.46	24.7
C37-C38	0.2	-	0.2	0.1	-	0.1	0.2	0.3	-	0.7	0.5	0.9	1.4	0.6	0.8	-	0.3	0.29	0.07	0.6
C40-C41	0.4	0.4	1.8	1.6	1.5	0.7	1.2	1.2	0.6	0.9	1.6	1.3	2.3	1.2	0.8	0.7	1.1	1.10	0.13	1.2
C43	-	-	-	-	0.1	-	0.2	-	0.6	0.9	0.8	1.3	1.4	1.9	5.1	1.4	0.4	0.44	0.08	0.8
C44	-	-	-	-	0.1	0.7	0.6	0.5	1.4	1.1	1.9	3.9	4.1	5.0	12.7	5.5	1.1	1.21	0.14	1.9
C45	-	-	-	-	-	-	-	-	-	-	-	0.4	0.5	0.6	0.8	-	0.1	0.07	0.04	0.1
C46	-	-	-	-	-	-	-	-	-	-	-	-	-	-	-	-	-	-	-	-
C47+C49	0.9	0.6	0.2	0.3	0.6	0.4	0.6	1.3	0.4	1.1	1.4	3.0	3.2	4.4	6.8	4.8	1.1	1.17	0.14	1.6
C50	-	-	-	-	-	-	-	0.2	0.6	0.4	0.8	2.2	2.3	1.9	4.2	2.1	0.4	0.47	0.09	0.9
C60	-	-	-	-	-	-	0.3	0.5	1.0	2.6	2.2	4.3	5.5	9.4	11.9	9.7	1.3	1.48	0.15	2.4
C61	-	-	-	-	-	-	-	-	0.2	0.7	2.7	8.3	15.1	30.6	50.8	75.4	4.0	4.57	0.27	3.6
C62	0.4	-	-	0.4	1.1	1.8	1.1	0.7	0.2	0.4	0.5	0.4	0.9	0.6	1.7	0.7	0.7	0.61	0.09	0.5
C63	-	-	-	-	-	-	-	-	-	-	-	-	-	-	-	-	-	-	-	-
C64	0.4	1.2	-	-	-	0.1	0.3	0.2	0.8	0.9	2.5	5.2	4.6	10.6	6.8	2.8	1.1	1.34	0.15	2.0
C65	-	-	-	-	-	-	-	-	-	-	0.3	-	-	0.6	0.8	-	-	0.05	0.03	-
C66	-	-	-	-	-	-	-	-	-	-	-	-	-	3.1	1.7	0.7	0.1	0.14	0.05	-
C67	-	-	-	-	0.1	0.3	0.5	0.3	0.8	2.4	3.3	8.7	11.9	15.6	33.9	29.1	2.6	2.99	0.22	3.9
C68	-	-	-	-	-	-	-	-	-	0.2	-	-	-	-	-	-	-	0.01	0.01	-
C69	2.7	0.6	0.2	-	-	0.1	-	0.2	-	0.7	0.3	-	0.9	0.6	-	-	0.3	0.53	0.11	0.3
C70-C72	2.2	2.0	1.5	0.6	1.1	1.2	1.4	3.0	2.6	3.9	5.5	8.7	9.2	6.9	5.9	7.6	2.8	2.96	0.22	5.0
C73	-	-	-	0.3	0.3	0.5	1.2	1.0	1.0	1.1	1.1	1.7	3.7	5.6	5.1	2.8	0.9	0.95	0.12	1.5
C74	2.0	-	-	-	-	-	-	0.2	0.2	-	-	-	0.9	0.6	-	-	0.2	0.32	0.09	0.2
C81	0.4	0.6	1.5	1.2	0.8	1.5	0.5	1.0	1.4	1.8	1.6	3.0	1.4	1.9	-	2.8	1.2	1.19	0.13	1.6
C82-85,C96	2.0	1.4	1.3	2.0	1.7	1.2	1.5	2.3	2.0	5.5	7.4	21.3	21.6	16.2	17.8	15.2	4.3	4.83	0.28	8.6
C88	-	-	-	-	-	-	-	-	-	-	-	-	-	-	-	-	-	-	-	-
C90	-	-	-	-	-	-	0.2	0.3	0.8	0.9	3.6	6.5	6.4	10.6	15.2	7.6	1.4	1.60	0.16	2.6
C91	6.0	5.1	2.1	1.7	1.2	0.4	0.8	-	1.2	0.4	0.8	2.2	-	2.5	2.5	1.4	1.7	2.14	0.21	0.7
C92-C94	1.8	1.2	1.3	0.7	1.2	2.0	2.0	2.1	2.6	2.9	3.6	4.8	4.1	2.5	6.8	5.5	2.2	2.22	0.19	3.2
C95	0.4	0.4	0.2	0.1	0.6	0.1	0.3	0.3	0.6	-	-	-	0.5	0.6	-	2.1	0.3	0.33	0.07	0.2
O&U	0.4	-	0.3	0.7	0.8	0.5	2.0	2.6	4.5	8.8	12.3	22.6	27.5	51.2	39.8	34.6	6.2	6.98	0.34	11.5
All	21.3	13.7	11.3	11.6	15.2	18.6	30.6	46.3	84.9	138.4	226.8	421.3	458.5	622.7	647.2	515.7	103.5	115.2	1.36	202.3

TABLE CHN-4(b):
Average Annual Age Specific, Crude (CR), Age Adjusted (AAR) (with Standard Error(SE)) and
Truncated (35-64 yrs) (TR) Incidence Rate per 100,000 population: 2006-2008 - Females
Chennai

ICD-10	0-4	5-9	10-14	15-19	20-24	25-29	30-34	35-39	40-44	45-49	50-54	55-59	60-64	65-69	70-74	>75	CR	AAR	SE	TR
C00	-	-	-	-	-	-	-	0.2	-	0.7	0.9	0.4	0.9	0.6	0.8	2.7	0.2	0.24	0.06	0.5
C01-C02	-	-	-	-	-	0.1	0.5	1.5	1.8	2.5	6.6	7.8	7.2	9.4	15.9	7.4	1.9	2.06	0.18	4.1
C03-C06	-	-	-	-	0.3	0.1	0.3	1.3	2.5	8.0	10.4	12.9	24.6	24.1	24.2	24.3	4.0	4.47	0.27	8.8
C07-C08	-	-	-	0.2	-	0.3	0.2	0.5	1.1	1.0	0.9	1.7	0.9	-	1.7	2.0	0.4	0.43	0.08	1.0
C09	-	-	-	-	-	-	-	0.2	0.2	0.5	0.6	0.9	1.3	1.2	-	0.7	0.2	0.22	0.06	0.6
C10	-	-	-	-	-	-	0.2	-	0.2	0.5	0.3	0.4	0.9	0.6	0.8	-	0.1	0.16	0.05	0.4
C11	-	-	-	0.2	0.1	0.3	-	0.3	-	0.7	0.6	1.3	1.3	1.2	1.7	1.3	0.3	0.34	0.07	0.7
C12-C13	-	-	-	-	-	0.5	1.0	1.5	1.4	5.2	6.6	6.9	4.5	10.0	5.0	6.1	1.8	1.89	0.17	4.1
C14	-	-	-	-	-	-	-	0.2	0.7	0.5	0.3	0.9	0.9	1.2	2.5	1.3	0.3	0.28	0.07	0.5
C15	-	-	-	-	-	0.4	0.6	1.5	3.2	6.0	12.0	14.2	16.5	27.0	25.9	21.6	3.9	4.30	0.26	8.0
C16	-	0.2	-	-	0.3	1.2	1.9	3.9	6.6	11.5	11.7	24.6	23.2	27.0	35.1	21.6	5.6	6.01	0.31	12.3
C17	-	-	-	-	-	0.3	0.2	-	-	0.2	0.3	1.3	0.4	0.6	0.8	0.7	0.2	0.18	0.05	0.3
C18	-	-	-	-	-	0.3	1.6	1.2	3.4	5.0	6.0	8.2	10.7	10.0	17.5	8.8	2.4	2.57	0.20	5.3
C19-C20	-	-	-	-	0.4	0.6	1.5	1.3	2.5	4.7	4.4	8.6	10.7	12.3	15.9	13.5	2.5	2.64	0.20	4.9
C21	-	-	-	-	-	-	0.6	0.3	-	0.5	1.9	4.3	3.1	3.5	5.8	0.7	0.6	0.72	0.11	1.4
C22	0.2	0.2	-	-	-	0.4	0.2	1.2	0.5	1.7	3.2	1.7	2.7	8.2	2.5	6.7	1.0	1.06	0.13	1.7
C23-C24	-	-	-	-	-	-	0.3	1.5	2.3	2.7	0.9	5.2	6.3	5.9	9.2	8.1	1.4	1.44	0.15	2.9
C25	-	-	-	0.2	-	-	-	0.5	1.6	2.2	3.5	3.5	4.9	8.2	5.8	8.1	1.2	1.31	0.14	2.5
C30-C31	0.2	-	-	-	0.1	0.1	0.2	0.5	0.5	-	0.6	1.3	0.4	1.2	1.7	3.4	0.3	0.35	0.07	0.5
C32	-	-	-	-	-	0.1	0.3	0.7	0.9	0.2	1.6	1.7	1.3	2.4	3.3	2.7	0.5	0.53	0.09	1.0
C33-C34	-	-	-	0.2	0.1	0.4	1.0	1.2	5.2	9.5	10.1	16.8	13.9	20.0	20.0	15.5	3.8	4.11	0.26	8.7
C37-C38	0.5	-	-	0.2	0.1	-	-	0.3	0.5	0.2	0.9	0.4	0.9	-	-	0.7	0.2	0.25	0.07	0.5
C40-C41	0.5	0.4	1.4	1.7	0.8	0.3	0.6	0.8	0.9	0.5	1.6	1.7	2.2	0.6	1.7	2.0	1.0	0.96	0.12	1.2
C43	-	-	-	-	-	0.5	-	0.3	0.5	0.5	1.3	0.9	1.3	-	2.5	2.7	0.4	0.37	0.07	0.7
C44	-	-	-	-	-	-	0.2	0.3	0.7	1.5	3.5	1.7	4.9	2.9	5.8	3.4	0.8	0.87	0.12	1.9
C45	-	-	-	-	-	-	-	-	-	-	-	-	-	-	-	-	-	-	-	-
C46	-	-	-	-	-	-	-	-	-	-	-	-	-	-	-	-	-	-	-	-
C47+C49	0.9	1.3	0.3	0.8	0.3	0.6	0.8	0.7	0.9	2.2	2.2	1.3	3.1	2.9	4.2	1.3	1.1	1.17	0.14	1.7
C50	-	-	-	-	1.6	4.8	12.6	25.2	55.9	81.4	102.2	113.5	104.6	91.1	107.7	87.1	30.1	31.47	0.70	76.1
C51	-	-	-	-	-	0.1	-	-	-	0.5	1.3	1.3	2.7	2.4	5.0	2.0	0.4	0.47	0.09	0.8
C52	-	-	-	-	-	-	-	0.2	1.4	3.5	1.9	1.7	6.7	3.5	5.0	3.4	0.9	1.01	0.13	2.4
C53	-	-	-	-	-	0.6	3.9	12.0	23.5	41.4	56.1	79.8	76.0	75.2	69.3	47.2	17.1	18.53	0.54	44.1
C54	-	-	-	-	-	0.1	0.2	1.8	2.5	4.5	6.0	20.3	12.1	16.5	16.7	6.7	2.8	3.10	0.23	6.8
C55	-	-	-	-	-	0.3	-	0.5	0.5	1.2	1.6	4.3	1.3	1.2	5.0	1.3	0.6	0.62	0.10	1.4
C56	0.2	0.2	1.2	1.6	1.3	1.7	1.5	3.9	8.8	15.5	20.2	31.5	30.8	26.4	21.7	18.2	6.9	7.41	0.34	16.8
C57	-	-	-	-	-	-	-	-	-	0.2	0.3	-	-	-	-	-	-	0.03	0.02	0.1
C58	-	-	-	-	0.1	-	-	0.2	0.2	-	-	-	-	-	-	-	-	0.03	0.02	0.1
C64	1.6	0.2	0.3	-	-	0.1	-	0.3	0.9	0.2	1.6	3.0	2.7	1.8	1.7	2.7	0.6	0.79	0.12	1.3
C65	-	-	-	-	-	-	-	-	-	-	-	-	-	-	-	-	-	-	-	-
C66	-	-	-	-	-	-	-	0.2	-	0.2	-	0.4	-	-	0.8	-	0.1	0.06	0.03	0.1
C67	-	-	-	-	-	-	0.2	0.3	0.5	0.5	1.6	1.7	2.7	2.4	6.7	8.8	0.7	0.72	0.11	1.1
C68	-	-	-	-	-	-	-	-	-	-	-	-	-	-	0.8	-	-	0.02	0.02	-
C69	0.9	0.6	-	-	-	-	0.2	0.2	-	-	0.3	0.4	-	0.6	0.8	1.3	0.2	0.29	0.08	0.1
C70-C72	1.1	2.1	2.1	1.4	1.1	1.3	1.6	1.5	2.9	2.7	4.7	6.5	5.4	6.5	4.2	4.7	2.3	2.46	0.20	3.7
C73	-	-	0.2	0.2	1.7	2.8	2.9	2.1	2.3	4.7	4.1	8.2	7.2	2.9	5.0	9.4	2.4	2.32	0.18	4.4
C74	0.7	-	-	-	-	-	-	0.2	0.2	-	0.6	-	-	0.6	-	-	0.1	0.15	0.06	0.2
C81	0.2	0.6	0.2	0.5	0.9	0.6	1.0	0.5	1.8	1.0	1.3	2.2	-	2.4	0.8	-	0.8	0.77	0.11	1.1
C82-85,C96	-	0.8	0.9	0.5	0.4	1.2	1.8	1.6	3.2	4.2	5.0	8.6	12.5	10.0	8.4	9.4	2.6	2.73	0.21	5.3
C88	-	-	-	-	-	-	-	-	-	-	-	-	-	-	0.8	-	-	0.02	0.02	-
C90	-	-	-	-	-	-	-	0.3	0.9	2.0	3.5	6.5	3.6	5.3	1.7	6.7	1.0	1.10	0.13	2.5
C91	3.2	3.6	2.4	0.8	0.8	-	0.5	0.3	0.2	-	0.6	1.7	1.3	2.4	0.8	1.3	1.1	1.42	0.17	0.6
C92-C94	0.7	0.8	0.3	0.9	0.5	1.3	2.1	2.1	3.2	3.0	3.8	2.6	3.1	4.7	6.7	4.0	1.8	1.82	0.17	3.0
C95	0.5	0.2	0.2	0.3	-	-	-	0.3	0.9	0.2	0.3	0.9	0.4	0.6	0.8	2.0	0.3	0.35	0.08	0.5
O&U	0.7	0.2	0.7	0.2	0.4	0.9	1.0	2.3	3.8	7.0	7.9	17.3	17.4	21.7	25.1	20.9	4.1	4.48	0.27	8.3
All	12.0	11.6	10.1	9.5	11.4	22.4	41.5	77.8	151.4	243.4	317.9	443.2	439.7	459.0	506.1	404.9	113.3	121.1	1.38	256.7

**TABLE CHN-5(a): Number (#) and Proportion (%) of Cancers by Site (ICD-10) and Method of Diagnosis: 2006-2008 - Males
Chennai**

ICD-10 -	Site	Clinical		Microscopic		X-Ray / Imaging		DCO		Others		Unknown		Total	
		#	%	#	%	#	%	#	%	#	%	#	%	#	%
C00	Lip	1	6.7	13	86.7	-	-	1	6.7	-	-	-	-	15	100.0
C01-C02	Tongue	44	11.5	333	87.2	1	0.3	4	1.0	-	-	-	-	382	100.0
C03-C06	Mouth	51	10.8	412	87.5	1	0.2	6	1.3	1	0.2	-	-	471	100.0
C07-C08	Salivary Gland	3	12.0	21	84.0	1	4.0	-	-	-	-	-	-	25	100.0
C09	Tonsil	14	13.7	87	85.3	-	-	-	-	1	1.0	-	-	102	100.0
C10	Oth. Oropharynx	11	10.4	92	86.8	1	0.9	1	0.9	1	0.9	-	-	106	100.0
C11	Nasopharynx	7	15.2	38	82.6	1	2.2	-	-	-	-	-	-	46	100.0
C12-C13	Hypopharynx	35	11.7	256	85.9	1	0.3	3	1.0	3	1.0	-	-	298	100.0
C14	Pharynx Unspecified	4	9.3	27	62.8	4	9.3	7	16.3	1	2.3	-	-	43	100.0
C15	Oesophagus	4	0.8	379	78.1	63	13.0	12	2.5	27	5.6	-	-	485	100.0
C16	Stomach	-	-	532	70.6	137	18.2	29	3.8	56	7.4	-	-	754	100.0
C17	Small Intestine	-	-	16	69.6	4	17.4	1	4.3	2	8.7	-	-	23	100.0
C18	Colon	1	0.5	173	80.1	31	14.4	4	1.9	7	3.2	-	-	216	100.0
C19-C20	Rectum	2	0.8	206	82.7	29	11.6	4	1.6	8	3.2	-	-	249	100.0
C21	Anus & Anal Canal	1	2.2	42	91.3	2	4.3	-	-	1	2.2	-	-	46	100.0
C22	Liver	1	0.4	160	71.4	57	25.4	6	2.7	-	-	-	-	224	100.0
C23-C24	Gallbladder etc.	-	-	52	56.5	37	40.2	3	3.3	-	-	-	-	92	100.0
C25	Pancreas	-	-	63	50.4	56	44.8	6	4.8	-	-	-	-	125	100.0
C30-C31	Nose, Sinuses etc.	2	4.1	46	93.9	1	2.0	-	-	-	-	-	-	49	100.0
C32	Larynx	19	7.2	234	88.3	3	1.1	1	0.4	8	3.0	-	-	265	100.0
C33-C34	Lung etc.	6	0.7	526	65.4	248	30.8	24	3.0	-	-	-	-	804	100.0
C37-C38	Other Thoracic Organs	-	-	16	84.2	3	15.8	-	-	-	-	-	-	19	100.0
C40-C41	Bone	1	1.2	67	81.7	9	11.0	5	6.1	-	-	-	-	82	100.0
C43	Melanoma of Skin	-	-	29	100.0	-	-	-	-	-	-	-	-	29	100.0
C44	Other Skin	2	2.5	79	97.5	-	-	-	-	-	-	-	-	81	100.0
C45	Mesothelioma	-	-	4	100.0	-	-	-	-	-	-	-	-	4	100.0
C46	Kaposi Sarcoma	-	-	-	-	-	-	-	-	-	-	-	-	-	-
C47 + C49	Conn. & Soft Tissue	-	-	75	97.4	2	2.6	-	-	-	-	-	-	77	100.0
C50	Breast	7	23.3	21	70.0	2	6.7	-	-	-	-	-	-	30	100.0
C60	Penis	6	6.3	87	91.6	-	-	2	2.1	-	-	-	-	95	100.0
C61	Prostate	18	6.3	224	78.9	31	10.9	11	3.9	-	-	-	-	284	100.0
C62	Testis	1	2.0	45	91.8	3	6.1	-	-	-	-	-	-	49	100.0
C63	Other Male Genital	-	-	-	-	-	-	-	-	-	-	-	-	-	-
C64	Kidney etc.	-	-	69	86.3	10	12.5	1	1.3	-	-	-	-	80	100.0
C65	Renal Pelvis	-	-	1	33.3	2	66.7	-	-	-	-	-	-	3	100.0
C66	Ureter	-	-	7	87.5	1	12.5	-	-	-	-	-	-	8	100.0
C67	Bladder	1	0.5	151	80.3	33	17.6	3	1.6	-	-	-	-	188	100.0
C68	Uns. Urinary Organs	-	-	1	100.0	-	-	-	-	-	-	-	-	1	100.0
C69	Eye	1	4.0	24	96.0	-	-	-	-	-	-	-	-	25	100.0
C70-C72	Brain, Nervous System	2	1.0	129	65.5	60	30.5	6	3.0	-	-	-	-	197	100.0
C73	Thyroid	1	1.5	62	92.5	4	6.0	-	-	-	-	-	-	67	100.0
C74	Adrenal Gland	-	-	13	92.9	1	7.1	-	-	-	-	-	-	14	100.0
C81	Hodgkins Disease	-	-	85	98.8	-	-	1	1.2	-	-	-	-	86	100.0
C82-85,C96	NHL	-	-	307	99.0	-	-	3	1.0	-	-	-	-	310	100.0
C88	Malig Imn.Prol D	-	-	-	-	-	-	-	-	-	-	-	-	-	-
C90	Multiple Myeloma	-	-	99	100.0	-	-	-	-	-	-	-	-	99	100.0
C91	Lymphoid Leuk.	-	-	119	100.0	-	-	-	-	-	-	-	-	119	100.0
C92-C94	Myeloid Leukaemia	-	-	153	98.1	-	-	3	1.9	-	-	-	-	156	100.0
C95	Leukaemia Uns	-	-	19	82.6	-	-	4	17.4	-	-	-	-	23	100.0
O&U	Other and Uns	28	6.3	220	49.3	126	28.3	71	15.9	1	0.2	-	-	446	100.0
	All Sites	274	3.7	5814	78.7	965	13.1	222	3.0	117.0	1.6	-	-	7392	100.0

**TABLE CHN-5(b): Number (#) and Proportion (%) of Cancers by Site (ICD-10) and Method of Diagnosis : 2006-2008 - Females
Chennai**

ICD-10 -	Site	Clinical		Microscopic		X-Ray / Imaging		DCO		Others		Unknown		Total	
		#	%	#	%	#	%	#	%	#	%	#	%	#	%
C00	Lip	3	18.8	12	75.0	1	6.3	-	-	-	-	-	-	16	100.0
C01-C02	Tongue	25	18.9	106	80.3	-	-	1	0.8	-	-	-	-	132	100.0
C03-C06	Mouth	41	14.6	237	84.6	-	-	2	0.7	-	-	-	-	280	100.0
C07-C08	Salivary Gland	3	10.0	25	83.3	2	6.7	-	-	-	-	-	-	30	100.0
C09	Tonsil	1	7.1	13	92.9	-	-	-	-	-	-	-	-	14	100.0
C10	Oth. Oropharynx	1	10.0	9	90.0	-	-	-	-	-	-	-	-	10	100.0
C11	Nasopharynx	4	17.4	18	78.3	1	4.3	-	-	-	-	-	-	23	100.0
C12-C13	Hypopharynx	21	16.8	99	79.2	1	0.8	2	1.6	2	1.6	-	-	125	100.0
C14	Pharynx Unspecified	3	16.7	9	50.0	-	-	6	33.3	-	-	-	-	18	100.0
C15	Oesophagus	-	-	206	76.0	34	12.5	10	3.7	21	7.7	-	-	271	100.0
C16	Stomach	-	-	269	69.2	59	15.2	26	6.7	35	9.0	-	-	389	100.0
C17	Small Intestine	-	-	10	83.3	1	8.3	1	8.3	-	-	-	-	12	100.0
C18	Colon	1	0.6	119	71.3	36	21.6	3	1.8	8	4.8	-	-	167	100.0
C19-C20	Rectum	2	1.2	135	78.0	22	12.7	5	2.9	9	5.2	-	-	173	100.0
C21	Anus & Anal Canal	-	-	44	97.8	1	2.2	-	-	-	-	-	-	45	100.0
C22	Liver	-	-	42	60.9	19	27.5	8	11.6	-	-	-	-	69	100.0
C23-C24	Gallbladder etc.	-	-	54	57.4	36	38.3	3	3.2	1	1.1	-	-	94	100.0
C25	Pancreas	-	-	51	61.4	31	37.3	1	1.2	-	-	-	-	83	100.0
C30-C31	Nose, Sinuses etc.	4	16.7	19	79.2	1	4.2	-	-	-	-	-	-	24	100.0
C32	Larynx	6	16.7	27	75.0	1	2.8	1	2.8	1	2.8	-	-	36	100.0
C33-C34	Lung etc.	-	-	166	63.4	88	33.6	8	3.1	-	-	-	-	262	100.0
C37-C38	Other Thoracic Organs	-	-	13	81.3	3	18.8	-	-	-	-	-	-	16	100.0
C40-C41	Bone	-	-	56	84.8	7	10.6	3	4.5	-	-	-	-	66	100.0
C43	Melanoma of Skin	-	-	26	100.0	-	-	-	-	-	-	-	-	26	100.0
C44	Other Skin	1	1.8	54	98.2	-	-	-	-	-	-	-	-	55	100.0
C45	Mesothelioma	-	-	-	-	-	-	-	-	-	-	-	-	-	-
C46	Kaposi Sarcoma	-	-	-	-	-	-	-	-	-	-	-	-	-	-
C47+C49	Conn. & Soft Tissue	2	2.7	71	94.7	-	-	2	2.7	-	-	-	-	75	100.0
C50	Breast	245	11.7	1789	85.7	30	1.4	23	1.1	-	-	-	-	2087	100.0
C51	Vulva	-	-	29	100.0	-	-	-	-	-	-	-	-	29	100.0
C52	Vagina	6	9.5	56	88.9	1	1.6	-	-	-	-	-	-	63	100.0
C53	Cervix Uteri	99	8.3	1053	88.8	19	1.6	15	1.3	-	-	-	-	1186	100.0
C54	Corpus Uteri	11	5.7	170	88.1	10	5.2	2	1.0	-	-	-	-	193	100.0
C55	Uterus Unspecified	1	2.5	30	75.0	5	12.5	4	10.0	-	-	-	-	40	100.0
C56	Ovary etc.	13	2.7	374	77.9	78	16.3	13	2.7	2	0.4	-	-	480	100.0
C57	Other Female Genital	-	-	2	100.0	-	-	-	-	-	-	-	-	2	100.0
C58	Placenta	-	-	3	100.0	-	-	-	-	-	-	-	-	3	100.0
C64	Kidney etc.	-	-	37	82.2	6	13.3	2	4.4	-	-	-	-	45	100.0
C65	Renal Pelvis	-	-	-	-	-	-	-	-	-	-	-	-	-	-
C66	Ureter	-	-	4	100.0	-	-	-	-	-	-	-	-	4	100.0
C67	Bladder	1	2.1	32	68.1	12	25.5	2	4.3	-	-	-	-	47	100.0
C68	Uns.Urinary Organs	-	-	1	100.0	-	-	-	-	-	-	-	-	1	100.0
C69	Eye	1	6.7	14	93.3	-	-	-	-	-	-	-	-	15	100.0
C70-C72	Brain, Nervous System	-	-	100	61.7	59	36.4	3	1.9	-	-	-	-	162	100.0
C73	Thyroid	1	0.6	151	88.8	14	8.2	2	1.2	2	1.2	-	-	170	100.0
C74	Adrenal Gland	-	-	4	50.0	4	50.0	-	-	-	-	-	-	8	100.0
C81	Hodgkins Disease	-	-	55	100.0	-	-	-	-	-	-	-	-	55	100.0
C82-85,C96	NHL	-	-	177	97.8	-	-	4	2.2	-	-	-	-	181	100.0
C88	Malig Imn.Prol D	-	-	1	100.0	-	-	-	-	-	-	-	-	1	100.0
C90	Multiple Myeloma	-	-	68	98.6	-	-	1	1.4	-	-	-	-	69	100.0
C91	Lymphoid Leuk.	-	-	78	100.0	-	-	-	-	-	-	-	-	78	100.0
C92-C94	Myeloid Leukaemia	-	-	127	99.2	-	-	1	0.8	-	-	-	-	128	100.0
C95	Leukaemia Uns	-	-	17	77.3	-	-	5	22.7	-	-	-	-	22	100.0
O&U	Other and Uns	21	7.3	120	42.0	94	32.9	50	17.5	1	0.3	-	-	286	100.0
	All Sites	517	6.6	6382	81.1	676	8.6	209	2.7	82.0	1.0	-	-	7866	100.0

TABLE CHN-6(a): Number (#) and Proportion (%) of Cancers by Site (ICD-10) and Detailed Microscopic Diagnosis: 2006-2008 - Males : Chennai

ICD-10 -	Site	Pri. Hist		Sec. Hist		Cytology		Blood Film		Bone Marrow		Others		Total	
		#	%	#	%	#	%	#	%	#	%	#	%	#	%
C00	Lip	13	86.7	-	-	-	-	-	-	-	-	2	13.3	15	100.0
C01-C02	Tongue	331	86.6	1	0.3	1	0.3	-	-	-	-	49	12.8	382	100.0
C03-C06	Mouth	409	86.8	2	0.4	1	0.2	-	-	-	-	59	12.5	471	100.0
C07-C08	Salivary Gland	16	64.0	-	-	5	20.0	-	-	-	-	4	16.0	25	100.0
C09	Tonsil	86	84.3	-	-	1	1.0	-	-	-	-	15	14.7	102	100.0
C10	Oth. Oropharynx	91	85.8	1	0.9	-	-	-	-	-	-	14	13.2	106	100.0
C11	Nasopharynx	36	78.3	2	4.3	-	-	-	-	-	-	8	17.4	46	100.0
C12-C13	Hypopharynx	249	83.6	4	1.3	3	1.0	-	-	-	-	42	14.1	298	100.0
C14	Pharynx Unspecified	26	60.5	1	2.3	-	-	-	-	-	-	16	37.2	43	100.0
C15	Oesophagus	376	77.5	2	0.4	1	0.2	-	-	-	-	106	21.9	485	100.0
C16	Stomach	521	69.1	7	0.9	4	0.5	-	-	-	-	222	29.4	754	100.0
C17	Small Intestine	15	65.2	1	4.3	-	-	-	-	-	-	7	30.4	23	100.0
C18	Colon	170	78.7	2	0.9	1	0.5	-	-	-	-	43	19.9	216	100.0
C19-C20	Rectum	204	81.9	1	0.4	1	0.4	-	-	-	-	43	17.3	249	100.0
C21	Anus & Anal Canal	41	89.1	1	2.2	-	-	-	-	-	-	4	8.7	46	100.0
C22	Liver	145	64.7	1	0.4	14	6.3	-	-	-	-	64	28.6	224	100.0
C23-C24	Gallbladder etc.	50	54.3	1	1.1	1	1.1	-	-	-	-	40	43.5	92	100.0
C25	Pancreas	59	47.2	1	0.8	3	2.4	-	-	-	-	62	49.6	125	100.0
C30-C31	Nose, Sinuses etc.	46	93.9	-	-	-	-	-	-	-	-	3	6.1	49	100.0
C32	Larynx	232	87.5	-	-	2	0.8	-	-	-	-	31	11.7	265	100.0
C33-C34	Lung etc.	456	56.7	22	2.7	48	6.0	-	-	-	-	278	34.6	804	100.0
C37-C38	Other Thoracic Organs	15	78.9	1	5.3	-	-	-	-	-	-	3	15.8	19	100.0
C40-C41	Bone	67	81.7	-	-	-	-	-	-	-	-	15	18.3	82	100.0
C43	Melanoma of Skin	29	100.0	-	-	-	-	-	-	-	-	-	-	29	100.0
C44	Other Skin	79	97.5	-	-	-	-	-	-	-	-	2	2.5	81	100.0
C45	Mesothelioma	2	50.0	1	25.0	1	25.0	-	-	-	-	-	-	4	100.0
C46	Kaposi Sarcoma	-	-	-	-	-	-	-	-	-	-	-	-	-	-
C47 + C49	Conn. & Soft Tissue	74	96.1	1	1.3	-	-	-	-	-	-	2	2.6	77	100.0
C50	Breast	20	66.7	-	-	1	3.3	-	-	-	-	9	30.0	30	100.0
C60	Penis	84	88.4	2	2.1	1	1.1	-	-	-	-	8	8.4	95	100.0
C61	Prostate	224	78.9	-	-	-	-	-	-	-	-	60	21.1	284	100.0
C62	Testis	45	91.8	-	-	-	-	-	-	-	-	4	8.2	49	100.0
C63	Other Male Genital	-	-	-	-	-	-	-	-	-	-	-	-	-	-
C64	Kidney etc.	69	86.3	-	-	-	-	-	-	-	-	11	13.8	80	100.0
C65	Renal Pelvis	1	33.3	-	-	-	-	-	-	-	-	2	66.7	3	100.0
C66	Ureter	7	87.5	-	-	-	-	-	-	-	-	1	12.5	8	100.0
C67	Bladder	150	79.8	1	0.5	-	-	-	-	-	-	37	19.7	188	100.0
C68	Uns. Urinary Organs	1	100.0	-	-	-	-	-	-	-	-	-	-	1	100.0
C69	Eye	24	96.0	-	-	-	-	-	-	-	-	1	4.0	25	100.0
C70-C72	Brain, Nervous System	129	65.5	-	-	-	-	-	-	-	-	68	34.5	197	100.0
C73	Thyroid	56	83.6	1	1.5	5	7.5	-	-	-	-	5	7.5	67	100.0
C74	Adrenal Gland	12	85.7	-	-	1	7.1	-	-	-	-	1	7.1	14	100.0
C81	Hodgkins Disease	85	98.8	-	-	-	-	-	-	-	-	1	1.2	86	100.0
C82-85,C96	NHL	301	97.1	-	-	3	1.0	-	-	3	1.0	3	1.0	310	100.0
C88	Malignant Lymphoma	-	-	-	-	-	-	-	-	-	-	-	-	-	-
C90	Multiple Myeloma	8	8.1	-	-	-	-	-	-	91	91.9	-	-	99	100.0
C91	Lymphoid Leuk.	-	-	-	-	-	-	1	0.8	118	99.2	-	-	119	100.0
C92-C94	Myeloid Leukaemia	-	-	-	-	-	-	-	-	153	98.1	3	1.9	156	100.0
C95	Leukaemia Uns	-	-	-	-	-	-	1	4.3	18	78.3	4	17.4	23	100.0
O&U	Other and Uns	29	6.5	178	39.9	13	2.9	-	-	-	-	226	50.7	446	100.0
	All Sites	5083	68.8	235	3.2	111	1.5	2	-	383	5.2	1578	21.3	7392	100.0

TABLE CHN-6(b): Number (#) and Proportion (%) of Cancers by Site (ICD-10) and Detailed Microscopic Diagnosis: 2006-2008 - Females : Chennai

ICD-10	Site	Pri. Hist		Sec. Hist		Cytology		Blood Film		Bone Marrow		Others		Total	
		#	%	#	%	#	%	#	%	#	%	#	%	#	%
C00	Lip	12	75.0	-	-	-	-	-	-	-	-	4	25.0	16	100.0
C01-C02	Tongue	104	78.8	2	1.5	-	-	-	-	-	-	26	19.7	132	100.0
C03-C06	Mouth	233	83.2	1	0.4	3	1.1	-	-	-	-	43	15.4	280	100.0
C07-C08	Salivary Gland	25	83.3	-	-	-	-	-	-	-	-	5	16.7	30	100.0
C09	Tonsil	13	92.9	-	-	-	-	-	-	-	-	1	7.1	14	100.0
C10	Oth. Oropharynx	8	80.0	1	10.0	-	-	-	-	-	-	1	10.0	10	100.0
C11	Nasopharynx	18	78.3	-	-	-	-	-	-	-	-	5	21.7	23	100.0
C12-C13	Hypopharynx	97	77.6	-	-	2	1.6	-	-	-	-	26	20.8	125	100.0
C14	Pharynx Unspecified	9	50.0	-	-	-	-	-	-	-	-	9	50.0	18	100.0
C15	Oesophagus	205	75.6	1	0.4	-	-	-	-	-	-	65	24.0	271	100.0
C16	Stomach	264	67.9	3	0.8	2	0.5	-	-	-	-	120	30.8	389	100.0
C17	Small Intestine	10	83.3	-	-	-	-	-	-	-	-	2	16.7	12	100.0
C18	Colon	117	70.1	2	1.2	-	-	-	-	-	-	48	28.7	167	100.0
C19-C20	Rectum	135	78.0	-	-	-	-	-	-	-	-	38	22.0	173	100.0
C21	Anus & Anal Canal	44	97.8	-	-	-	-	-	-	-	-	1	2.2	45	100.0
C22	Liver	38	55.1	-	-	4	5.8	-	-	-	-	27	39.1	69	100.0
C23-C24	Gallbladder etc.	51	54.3	1	1.1	2	2.1	-	-	-	-	40	42.6	94	100.0
C25	Pancreas	48	57.8	1	1.2	2	2.4	-	-	-	-	32	38.6	83	100.0
C30-C31	Nose, Sinuses etc.	19	79.2	-	-	-	-	-	-	-	-	5	20.8	24	100.0
C32	Larynx	25	69.4	-	-	2	5.6	-	-	-	-	9	25.0	36	100.0
C33-C34	Lung etc.	145	55.3	6	2.3	15	5.7	-	-	-	-	96	36.6	262	100.0
C37-C38	Other Thoracic Organs	12	75.0	-	-	1	6.3	-	-	-	-	3	18.8	16	100.0
C40-C41	Bone	55	83.3	1	1.5	-	-	-	-	-	-	10	15.2	66	100.0
C43	Melanoma of Skin	26	100.0	-	-	-	-	-	-	-	-	-	-	26	100.0
C44	Other Skin	54	98.2	-	-	-	-	-	-	-	-	1	1.8	55	100.0
C45	Mesothelioma	-	-	-	-	-	-	-	-	-	-	-	-	-	-
C46	Kaposi Sarcoma	-	-	-	-	-	-	-	-	-	-	-	-	-	-
C47+C49	Conn. & Soft Tissue	71	94.7	-	-	-	-	-	-	-	-	4	5.3	75	100.0
C50	Breast	1700	81.5	5	0.2	84	4.0	-	-	-	-	298	14.3	2087	100.0
C51	Vulva	29	100.0	-	-	-	-	-	-	-	-	-	-	29	100.0
C52	Vagina	56	88.9	-	-	-	-	-	-	-	-	7	11.1	63	100.0
C53	Cervix Uteri	1050	88.5	-	-	3	0.3	-	-	-	-	133	11.2	1186	100.0
C54	Corpus Uteri	169	87.6	-	-	1	0.5	-	-	-	-	23	11.9	193	100.0
C55	Uterus Unspecified	30	75.0	-	-	-	-	-	-	-	-	10	25.0	40	100.0
C56	Ovary etc.	344	71.7	5	1.0	25	5.2	-	-	-	-	106	22.1	480	100.0
C57	Other Female Genital	2	100.0	-	-	-	-	-	-	-	-	-	-	2	100.0
C58	Placenta	3	100.0	-	-	-	-	-	-	-	-	-	-	3	100.0
C64	Kidney etc.	37	82.2	-	-	-	-	-	-	-	-	8	17.8	45	100.0
C65	Renal Pelvis	-	-	-	-	-	-	-	-	-	-	-	-	-	-
C66	Ureter	4	100.0	-	-	-	-	-	-	-	-	-	-	4	100.0
C67	Bladder	32	68.1	-	-	-	-	-	-	-	-	15	31.9	47	100.0
C68	Uns. Urinary Organs	1	100.0	-	-	-	-	-	-	-	-	-	-	1	100.0
C69	Eye	14	93.3	-	-	-	-	-	-	-	-	1	6.7	15	100.0
C70-C72	Brain, Nervous System	100	61.7	-	-	-	-	-	-	-	-	62	38.3	162	100.0
C73	Thyroid	141	82.9	2	1.2	8	4.7	-	-	-	-	19	11.2	170	100.0
C74	Adrenal Gland	4	50.0	-	-	-	-	-	-	-	-	4	50.0	8	100.0
C81	Hodgkins Disease	55	100.0	-	-	-	-	-	-	-	-	-	-	55	100.0
C82-85,C96	NHL	175	96.7	-	-	-	-	-	-	2	1.1	4	2.2	181	100.0
C88	Malig Imn.Prol D	1	100.0	-	-	-	-	-	-	-	-	-	-	1	100.0
C90	Multiple Myeloma	3	4.3	-	-	-	-	-	-	65	94.2	1	1.4	69	100.0
C91	Lymphoid Leuk.	1	1.3	-	-	-	-	1	1.3	76	97.4	-	-	78	100.0
C92-C94	Myeloid Leukaemia	-	-	-	-	-	-	-	-	127	99.2	1	0.8	128	100.0
C95	Leukaemia Uns	-	-	-	-	-	-	-	-	17	77.3	5	22.7	22	100.0
O&U	Other and Uns	17	5.9	85	29.7	18	6.3	-	-	-	-	166	58.0	286	100.0
	All Sites	5806	73.8	116	1.5	172	2.2	1	-	287	3.6	1484	18.9	7866	100.0

**TABLE CHN-7(a): Number of Cancer Deaths by Five Year Age Group and Site (ICD-10):
2006-2008 – Males**

% = Relative Proportion of Cancers of All Sites

Chennai

ICD-10	Site	0-4	5-9	10-14	15-19	20-24	25-29	30-34	35-39	40-44	45-49	50-54	55-59	60-64	65-69	70-74	75+	Unkn	Total	%
C00	Lip	-	-	-	-	-	-	-	-	-	-	-	-	1	-	-	-	-	1	0.05
C01-C02	Tongue	-	-	-	-	-	4	4	6	9	10	19	11	12	9	5	6	-	95	4.66
C03-C06	Mouth	-	-	-	-	-	1	6	7	8	16	14	14	10	7	7	5	-	95	4.66
C07-C08	Salivary Gland	-	-	-	-	-	-	-	-	-	-	2	1	1	-	1	-	-	5	0.25
C09	Tonsil	-	-	-	-	-	-	-	1	1	6	3	5	1	3	1	2	-	23	1.13
C10	Oth. Oropharynx	-	-	-	-	-	-	-	1	2	3	2	4	5	-	2	1	-	20	0.98
C11	Nasopharynx	-	-	-	-	1	-	-	-	2	-	-	3	1	-	2	-	-	9	0.44
C12-C13	Hypopharynx	-	-	-	-	1	2	-	3	3	6	10	10	8	9	5	7	-	64	3.14
C14	Pharynx Unspecified	-	-	-	-	-	1	-	1	1	3	2	2	3	5	1	3	-	22	1.08
C15	Oesophagus	-	-	-	-	-	1	-	4	12	12	21	24	18	17	13	19	-	141	6.92
C16	Stomach	-	-	-	-	-	4	8	8	14	31	29	37	25	43	23	32	-	254	12.46
C17	Small Intestine	-	-	-	-	-	-	-	1	1	-	-	-	3	3	-	-	-	8	0.39
C18	Colon	-	-	-	-	1	1	2	-	3	3	3	9	7	4	7	7	-	47	2.31
C19-C20	Rectum	-	-	-	-	1	4	2	3	7	2	9	7	8	5	7	10	-	65	3.19
C21	Anus & Anal Canal	-	-	-	-	-	-	1	-	2	2	2	2	1	-	-	1	-	11	0.54
C22	Liver	-	-	-	-	1	2	-	1	4	6	11	4	19	15	9	11	-	83	4.07
C23-C24	Gallbladder etc.	-	-	-	-	-	-	-	-	2	4	3	6	6	3	5	6	-	35	1.72
C25	Pancreas	-	-	-	-	-	-	1	1	3	6	7	7	8	8	6	7	-	54	2.65
C30-C31	Nose, Sinuses etc.	-	-	-	-	-	1	-	1	1	-	1	1	1	-	1	1	-	8	0.39
C32	Larynx	-	-	-	-	-	-	1	1	-	2	6	6	8	8	11	7	-	50	2.45
C33-C34	Lung etc.	-	-	-	-	1	1	4	4	19	20	33	44	37	45	36	41	-	285	13.98
C37-C38	Other Thoracic Organs	-	-	-	-	-	-	-	-	-	1	1	1	1	-	-	-	-	4	0.20
C40-C41	Bone	1	-	2	4	3	-	1	1	2	2	1	2	1	2	-	1	-	23	1.13
C43	Melanoma of Skin	-	-	-	-	-	-	-	-	-	-	-	-	-	-	-	1	-	1	0.05
C44	Other Skin	-	-	-	-	-	-	-	2	1	1	3	1	-	2	-	-	-	10	0.49
C45	Mesothelioma	-	-	-	-	-	-	-	-	-	-	-	-	-	1	-	-	-	1	0.05
C46	Kaposi Sarcoma	-	-	-	-	-	-	-	-	-	-	-	-	-	-	-	-	-	-	-
C47+C49	Conn. & Soft Tissue	-	-	-	-	-	-	-	2	-	-	-	1	-	2	2	-	-	7	0.34
C50	Breast	-	-	-	-	-	-	-	-	-	1	-	1	-	-	-	-	-	2	0.10
C60	Penis	-	-	-	-	-	-	-	2	2	-	-	2	1	3	3	3	-	16	0.78
C61	Prostate	-	-	-	-	-	-	-	-	-	1	1	4	4	7	13	46	-	76	3.73
C62	Testis	-	-	-	-	-	1	2	1	-	-	-	-	1	-	1	-	-	6	0.29
C63	Other Male Genital	-	-	-	-	-	-	-	-	-	-	-	-	-	-	-	-	-	-	-
C64	Kidney etc.	-	-	-	-	-	-	-	-	-	2	2	2	4	5	4	2	-	21	1.03
C65	Renal Pelvis	-	-	-	-	-	-	-	-	-	-	-	-	-	-	-	-	-	-	-
C66	Ureter	-	-	-	-	-	-	-	-	-	-	-	-	-	-	-	1	-	1	0.05
C67	Bladder	-	-	-	-	-	-	2	1	-	3	-	5	4	4	1	12	-	32	1.57
C68	Uns. Urinary Organs	-	-	-	-	-	-	-	-	-	-	-	-	-	-	-	-	-	-	-
C69	Eye	4	-	-	-	-	-	-	-	-	-	-	-	-	-	-	-	-	4	0.20
C70-C72	Brain, Nervous System	2	1	1	2	3	1	3	5	4	6	4	8	9	3	1	6	-	59	2.89
C73	Thyroid	-	-	-	-	-	-	-	-	-	-	-	1	3	3	-	-	-	7	0.34
C74	Adrenal Gland	1	-	-	-	-	-	-	-	-	-	1	-	-	-	-	-	-	2	0.10
C81	Hodgkins Disease	-	1	1	2	-	-	-	-	-	1	2	2	-	-	-	-	-	9	0.44
C82-85,C96	NHL	3	1	-	4	3	3	-	3	3	6	6	3	13	4	7	8	-	67	3.29
C88	Malig Imn.Prol D	-	-	-	-	-	-	-	-	-	-	-	-	-	-	-	-	-	-	-
C90	Multiple Myeloma	-	-	-	-	-	-	-	-	3	2	2	5	5	5	4	7	-	33	1.62
C91	Lymphoid Leuk.	7	9	3	7	1	1	2	-	3	1	-	1	-	1	2	-	-	38	1.86
C92-C94	Myeloid Leukaemia	5	2	2	-	5	2	4	3	3	6	4	4	3	1	4	6	-	54	2.65
C95	Leukaemia Uns	1	2	1	1	-	-	2	1	2	-	-	-	-	-	-	1	-	11	0.54
O&U	Other and Uns	1	-	1	1	1	1	6	3	11	17	14	22	20	33	19	30	-	180	8.83
	All Sites	25	16	11	21	22	31	51	67	128	182	218	262	252	260	203	290	-	2039	100.00

**TABLE CHN-7(b): Number of Cancer Deaths by Five Year Age Group and Site (ICD-10):
2006-2008 – Females**

% = Relative Proportion of Cancers of All Sites

Chennai

ICD-10	Site	0-4	5-9	10-14	15-19	20-24	25-29	30-34	35-39	40-44	45-49	50-54	55-59	60-64	65-69	70-74	75+	Unkn	Total	%	
C00	Lip	-	-	-	-	-	-	-	-	-	-	-	-	-	1	1	2	-	4	0.24	
C01-C02	Tongue	-	-	-	-	-	-	1	2	4	1	2	2	1	2	2	4	-	21	1.23	
C03-C06	Mouth	-	-	-	-	-	-	1	-	-	5	4	7	7	4	6	9	-	43	2.53	
C07-C08	Salivary Gland	-	-	-	-	-	-	-	-	1	-	-	-	1	-	-	-	-	2	0.12	
C09	Tonsil	-	-	-	-	-	-	-	-	-	-	1	-	1	-	-	-	-	2	0.12	
C10	Oth. Oropharynx	-	-	-	-	-	-	-	-	1	-	-	-	-	1	-	-	-	2	0.12	
C11	Nasopharynx	-	-	-	-	1	-	1	1	-	-	-	1	1	1	-	-	-	6	0.35	
C12-C13	Hypopharynx	-	-	-	-	-	1	2	-	2	3	2	4	4	2	1	3	-	24	1.41	
C14	Pharynx Unspecified	-	-	-	-	-	-	-	1	1	1	1	1	2	2	3	2	-	14	0.82	
C15	Oesophagus	-	-	-	-	-	1	1	4	6	11	7	9	6	8	11	14	-	78	4.59	
C16	Stomach	-	1	-	-	-	5	4	8	9	19	12	20	14	14	14	18	-	138	8.11	
C17	Small Intestine	-	-	-	-	-	-	-	-	-	-	-	2	-	-	-	1	-	3	0.18	
C18	Colon	-	-	-	-	-	3	5	1	5	3	3	4	6	5	3	4	-	42	2.47	
C19-C20	Rectum	-	-	-	-	-	-	3	2	1	5	3	2	5	3	4	7	-	35	2.06	
C21	Anus & Anal Canal	-	-	-	-	-	-	2	1	-	-	-	-	2	2	1	-	-	8	0.47	
C22	Liver	-	1	-	-	-	-	-	2	1	2	4	2	1	5	1	5	-	24	1.41	
C23-C24	Gallbladder etc.	-	-	-	-	-	-	-	3	4	2	1	1	6	4	2	5	-	28	1.65	
C25	Pancreas	-	-	-	-	-	-	-	1	4	4	1	-	6	5	3	5	-	29	1.70	
C30-C31	Nose, Sinuses etc.	-	-	-	-	-	-	-	-	1	-	-	1	-	-	-	1	-	3	0.18	
C32	Larynx	-	-	-	-	-	-	-	-	1	-	2	-	2	-	1	1	-	7	0.41	
C33-C34	Lung etc.	-	-	-	-	-	1	2	2	6	11	7	10	10	11	3	10	-	73	4.29	
C37-C38	Other Thoracic Organs	-	-	-	-	-	-	-	-	1	-	-	1	-	-	-	1	-	3	0.18	
C40-C41	Bone	2	-	1	1	-	-	-	-	-	-	-	2	-	-	-	1	2	-	9	0.53
C43	Melanoma of Skin	-	-	-	-	-	-	-	-	1	-	-	-	-	-	-	-	-	1	0.06	
C44	Other Skin	-	-	-	-	-	-	-	-	-	2	2	1	-	-	2	1	-	8	0.47	
C45	Mesothelioma	-	-	-	-	-	-	-	-	-	-	-	-	-	-	-	-	-	-	-	
C46	Kaposi Sarcoma	-	-	-	-	-	-	-	-	-	-	-	-	-	-	-	-	-	-	-	
C47+C49	Conn. & Soft Tissue	-	-	-	1	-	2	1	-	1	1	3	1	2	-	1	-	-	13	0.76	
C50	Breast	-	-	-	-	4	8	11	20	32	61	53	45	44	20	26	31	-	355	20.87	
C51	Vulva	-	-	-	-	-	-	-	-	-	-	1	1	3	-	-	2	-	7	0.41	
C52	Vagina	-	-	-	-	-	-	-	-	2	1	1	1	-	1	-	1	-	7	0.41	
C53	Cervix Uteri	-	-	-	-	-	1	5	11	18	29	29	24	22	20	13	23	-	195	11.46	
C54	Corpus Uteri	-	-	-	-	-	-	-	1	2	2	1	2	4	5	3	4	-	24	1.41	
C55	Uterus Unspecified	-	-	-	-	-	-	-	-	1	2	3	4	-	-	3	-	-	13	0.76	
C56	Ovary etc.	-	-	3	1	-	2	3	4	8	10	16	19	21	12	7	15	-	121	7.11	
C57	Other Female Genital	-	-	-	-	-	-	-	-	-	-	1	-	-	-	-	-	-	1	0.06	
C58	Placenta	-	-	-	-	-	-	-	1	-	-	-	-	-	-	-	-	-	1	0.06	
C64	Kidney etc.	3	-	1	-	-	-	-	1	-	-	2	3	-	1	1	1	-	13	0.76	
C65	Renal Pelvis	-	-	-	-	-	-	-	-	-	-	-	-	-	-	-	-	-	-	-	
C66	Ureter	-	-	-	-	-	-	-	-	-	-	-	-	-	-	-	-	-	-	-	
C67	Bladder	-	-	-	-	-	-	1	-	1	1	-	-	1	1	1	4	-	10	0.59	
C68	Uns. Urinary Organs	-	-	-	-	-	-	-	-	-	-	-	-	-	-	-	-	-	-	-	
C69	Eye	1	-	-	-	-	-	-	-	-	-	-	-	-	-	-	-	-	1	0.06	
C70-C72	Brain, Nervous System	-	3	3	4	2	5	3	2	4	3	2	3	2	5	4	2	-	47	2.76	
C73	Thyroid	-	-	-	-	-	-	-	-	2	4	3	3	2	1	3	2	-	20	1.18	
C74	Adrenal Gland	1	-	-	-	1	-	-	-	-	-	-	-	-	1	-	-	-	3	0.18	
C81	Hodgkins Disease	-	-	-	-	-	1	1	-	-	-	-	-	-	1	-	-	-	3	0.18	
C82-85,C96	NHL	-	1	-	1	-	1	3	4	2	5	4	9	4	2	3	6	-	45	2.65	
C88	Malig Imn.Prol D	-	-	-	-	-	-	-	-	-	-	-	-	-	-	-	-	-	-	-	
C90	Multiple Myeloma	-	-	-	-	-	-	-	-	1	1	1	5	2	2	1	4	-	17	1.00	
C91	Lymphoid Leuk.	5	4	5	1	-	-	2	-	1	-	2	2	1	-	-	1	-	24	1.41	
C92-C94	Myeloid Leukaemia	1	-	-	2	-	2	2	6	7	4	3	2	1	4	4	2	-	40	2.35	
C95	Leukaemia Uns	1	-	1	1	-	-	-	1	1	1	1	2	1	2	1	3	-	16	0.94	
O&U	Other and Uns	1	-	-	-	1	1	4	4	7	6	13	14	19	14	14	20	-	118	6.94	
	All Sites	15	10	14	12	9	34	58	83	139	200	191	210	204	162	144	216	-	1701	100.00	

TABLE CHN-8(a):
Average Annual Age Specific, Crude (CR), Age Adjusted (AAR) (with Standard Error (SE)) and
Truncated (35-64 Yrs) (TR) Mortality Rate per 100,000 population: 2006-2008 - Males
Chennai

ICD-10	0-4	5-9	10-14	15-19	20-24	25-29	30-34	35-39	40-44	45-49	50-54	55-59	60-64	65-69	70-74	>75	CR	AAR	SE	TR
C00	-	-	-	-	-	-	-	-	-	-	-	-	0.5	-	-	-	-	-	0.02	0.1
C01-C02	-	-	-	-	-	0.5	0.6	1.0	1.8	2.2	5.2	4.8	5.5	5.6	4.2	4.2	1.3	1.4	0.15	3.1
C03-C06	-	-	-	-	-	0.1	0.9	1.2	1.6	3.5	3.8	6.1	4.6	4.4	5.9	3.5	1.3	1.4	0.14	3.2
C07-C08	-	-	-	-	-	-	-	-	-	-	0.5	0.4	0.5	-	0.8	-	0.1	0.1	0.04	0.2
C09	-	-	-	-	-	-	-	0.2	0.2	1.3	0.8	2.2	0.5	1.9	0.8	1.4	0.3	0.3	0.07	0.8
C10	-	-	-	-	-	-	-	0.2	0.4	0.7	0.5	1.7	2.3	-	1.7	0.7	0.3	0.3	0.07	0.8
C11	-	-	-	-	0.1	-	-	-	0.4	-	-	1.3	0.5	-	1.7	-	0.1	0.1	0.05	0.3
C12-C13	-	-	-	-	0.1	0.3	-	0.5	0.6	1.3	2.7	4.3	3.7	5.6	4.2	4.8	0.9	1.0	0.13	1.9
C14	-	-	-	-	-	0.1	-	0.2	0.2	0.7	0.5	0.9	1.4	3.1	0.8	2.1	0.3	0.3	0.07	0.6
C15	-	-	-	-	-	0.1	-	0.7	2.4	2.6	5.8	10.4	8.3	10.6	11.0	13.2	2.0	2.2	0.19	4.4
C16	-	-	-	-	-	0.5	1.2	1.3	2.8	6.8	8.0	16.1	11.5	26.8	19.5	22.1	3.6	3.9	0.25	7.0
C17	-	-	-	-	-	-	-	0.2	0.2	-	-	-	1.4	1.9	-	-	0.1	0.1	0.05	0.2
C18	-	-	-	-	0.1	0.1	0.3	-	0.6	0.7	0.8	3.9	3.2	2.5	5.9	4.8	0.7	0.7	0.11	1.3
C19-C20	-	-	-	-	0.1	0.5	0.3	0.5	1.4	0.4	2.5	3.0	3.7	3.1	5.9	6.9	0.9	1.0	0.12	1.7
C21	-	-	-	-	-	-	0.2	-	0.4	0.4	0.5	0.9	0.5	-	-	0.7	0.2	0.2	0.05	0.4
C22	-	-	-	-	0.1	0.3	-	0.2	0.8	1.3	3.0	1.7	8.7	9.4	7.6	7.6	1.2	1.3	0.15	2.3
C23-C24	-	-	-	-	-	-	-	-	0.4	0.9	0.8	2.6	2.8	1.9	4.2	4.2	0.5	0.6	0.09	1.1
C25	-	-	-	-	-	-	0.2	0.2	0.6	1.3	1.9	3.0	3.7	5.0	5.1	4.8	0.8	0.8	0.12	1.6
C30-C31	-	-	-	-	-	0.1	-	0.2	0.2	-	0.3	0.4	0.5	-	0.8	0.7	0.1	0.1	0.04	0.2
C32	-	-	-	-	-	-	0.2	0.2	-	0.4	1.6	2.6	3.7	5.0	9.3	4.8	0.7	0.8	0.12	1.2
C33-C34	-	-	-	-	0.1	0.1	0.6	0.7	3.9	4.4	9.1	19.1	17.0	28.1	30.5	28.4	4.0	4.5	0.27	7.8
C37-C38	-	-	-	-	-	-	-	-	-	0.2	0.3	0.4	0.5	-	-	-	0.1	0.1	0.03	0.2
C40-C41	0.2	-	0.3	0.6	0.4	-	0.2	0.2	0.4	0.4	0.3	0.9	0.5	1.2	-	0.7	0.3	0.3	0.07	0.4
C43	-	-	-	-	-	-	-	-	-	-	-	-	-	-	-	0.7	-	-	0.01	-
C44	-	-	-	-	-	-	-	0.3	0.2	0.2	0.8	0.4	-	1.2	-	-	0.1	0.1	0.05	0.3
C45	-	-	-	-	-	-	-	-	-	-	-	-	-	0.6	-	-	-	-	0.02	-
C46	-	-	-	-	-	-	-	-	-	-	-	-	-	-	-	-	-	-	-	-
C47+C49	-	-	-	-	-	-	-	0.3	-	-	-	0.4	-	1.2	1.7	-	0.1	0.1	0.04	0.1
C50	-	-	-	-	-	-	-	-	-	0.2	-	0.4	-	-	-	-	-	-	0.02	0.1
C60	-	-	-	-	-	-	-	0.3	0.4	-	-	0.9	0.5	1.9	2.5	2.1	0.2	0.2	0.06	0.3
C61	-	-	-	-	-	-	-	-	-	0.2	0.3	1.7	1.8	4.4	11.0	31.8	1.1	1.2	0.13	0.5
C62	-	-	-	-	-	0.1	0.3	0.2	-	-	-	-	0.5	-	0.8	-	0.1	0.1	0.03	0.1
C63	-	-	-	-	-	-	-	-	-	-	-	-	-	-	-	-	-	-	-	-
C64	-	-	-	-	-	-	-	-	-	0.4	0.5	0.9	1.8	3.1	3.4	1.4	0.3	0.4	0.08	0.5
C65	-	-	-	-	-	-	-	-	-	-	-	-	-	-	-	-	-	-	-	-
C66	-	-	-	-	-	-	-	-	-	-	-	-	-	-	-	0.7	-	-	0.01	-
C67	-	-	-	-	-	-	0.3	0.2	-	0.7	-	2.2	1.8	2.5	0.8	8.3	0.4	0.5	0.09	0.7
C68	-	-	-	-	-	-	-	-	-	-	-	-	-	-	-	-	-	-	-	-
C69	0.9	-	-	-	-	-	-	-	-	-	-	-	-	-	-	-	0.1	0.1	0.05	-
C70-C72	0.4	0.2	0.2	0.3	0.4	0.1	0.5	0.8	0.8	1.3	1.1	3.5	4.1	1.9	0.8	4.2	0.8	0.9	0.12	1.7
C73	-	-	-	-	-	-	-	-	-	-	-	0.4	1.4	1.9	-	-	0.1	0.1	0.05	0.2
C74	0.2	-	-	-	-	-	-	-	-	-	0.3	-	-	-	-	-	-	-	0.03	-
C81	-	0.2	0.2	0.3	-	-	-	-	-	0.2	0.5	0.9	-	-	-	-	0.1	0.1	0.05	0.2
C82-85,C96	0.7	0.2	-	0.6	0.4	0.4	-	0.5	0.6	1.3	1.6	1.3	6.0	2.5	5.9	5.5	0.9	1.0	0.13	1.7
C88	-	-	-	-	-	-	-	-	-	-	-	-	-	-	-	-	-	-	-	-
C90	-	-	-	-	-	-	-	-	0.6	0.4	0.5	2.2	2.3	3.1	3.4	4.8	0.5	0.5	0.09	0.9
C91	1.6	1.8	0.5	1.0	0.1	0.1	0.3	-	0.6	0.2	-	0.4	-	0.6	1.7	-	0.5	0.7	0.11	0.2
C92-C94	1.1	0.4	0.3	-	0.7	0.3	0.6	0.5	0.6	1.3	1.1	1.7	1.4	0.6	3.4	4.2	0.8	0.8	0.12	1.0
C95	0.2	0.4	0.2	0.1	-	-	0.3	0.2	0.4	-	-	-	-	-	-	0.7	0.2	0.2	0.05	0.1
O&U	0.2	-	0.2	0.1	0.1	0.1	0.9	0.5	2.2	3.7	3.8	9.6	9.2	20.6	16.1	20.8	2.5	2.8	0.21	4.3
All	5.6	3.3	1.8	3.1	3.0	4.2	7.8	11.0	26.0	39.9	59.8	113.8	115.7	162.2	172.0	200.7	28.5	31.6	0.71	54.1

TABLE CHN-8(b):
Average Annual Age Specific, Crude (CR), Age Adjusted (AAR) (with Standard Error (SE)) and
Truncated (35-64 Yrs) (TR) Mortality Rate per 100,000 population: 2006-2008 - Females
Chennai

ICD-10	0-4	5-9	10-14	15-19	20-24	25-29	30-34	35-39	40-44	45-49	50-54	55-59	60-64	65-69	70-74	>75	CR	AAR	SE	TR
C00	-	-	-	-	-	-	-	-	-	-	-	-	-	0.6	0.8	1.3	0.1	0.1	0.03	-
C01-C02	-	-	-	-	-	-	0.2	0.3	0.9	0.2	0.6	0.9	0.4	1.2	1.7	2.7	0.3	0.3	0.07	0.6
C03-C06	-	-	-	-	-	-	0.2	-	-	1.2	1.3	3.0	3.1	2.4	5.0	6.1	0.6	0.7	0.11	1.2
C07-C08	-	-	-	-	-	-	-	-	0.2	-	-	-	0.4	-	-	-	-	-	0.02	0.1
C09	-	-	-	-	-	-	-	-	-	-	0.3	-	0.4	-	-	-	-	-	0.02	0.1
C10	-	-	-	-	-	-	-	-	0.2	-	-	-	-	0.6	-	-	-	-	0.02	-
C11	-	-	-	-	0.1	-	0.2	0.2	-	-	-	0.4	0.4	0.6	-	-	0.1	0.1	0.04	0.1
C12-C13	-	-	-	-	-	0.1	0.3	-	0.5	0.7	0.6	1.7	1.8	1.2	0.8	2.0	0.3	0.4	0.08	0.8
C14	-	-	-	-	-	-	-	0.2	0.2	0.2	0.3	0.4	0.9	1.2	2.5	1.3	0.2	0.2	0.06	0.3
C15	-	-	-	-	-	0.1	0.2	0.7	1.4	2.7	2.2	3.9	2.7	4.7	9.2	9.4	1.1	1.2	0.14	2.1
C16	-	0.2	-	-	-	0.6	0.6	1.3	2.0	4.7	3.8	8.6	6.3	8.2	11.7	12.1	2.0	2.1	0.18	4.1
C17	-	-	-	-	-	-	-	-	-	-	-	0.9	-	-	-	0.7	-	-	0.03	0.1
C18	-	-	-	-	-	0.4	0.8	0.2	1.1	0.7	0.9	1.7	2.7	2.9	2.5	2.7	0.6	0.6	0.10	1.1
C19-C20	-	-	-	-	-	-	0.5	0.3	0.2	1.2	0.9	0.9	2.2	1.8	3.3	4.7	0.5	0.5	0.09	0.9
C21	-	-	-	-	-	-	0.3	0.2	-	-	-	-	0.9	1.2	0.8	-	0.1	0.1	0.04	0.1
C22	-	0.2	-	-	-	-	-	0.3	0.2	0.5	1.3	0.9	0.4	2.9	0.8	3.4	0.3	0.4	0.08	0.6
C23-C24	-	-	-	-	-	-	-	0.5	0.9	0.5	0.3	0.4	2.7	2.4	1.7	3.4	0.4	0.4	0.08	0.8
C25	-	-	-	-	-	-	-	0.2	0.9	1.0	0.3	-	2.7	2.9	2.5	3.4	0.4	0.5	0.08	0.8
C30-C31	-	-	-	-	-	-	-	-	0.2	-	-	0.4	-	-	-	0.7	-	-	0.03	0.1
C32	-	-	-	-	-	-	-	-	0.2	-	0.6	-	0.9	-	0.8	0.7	0.1	0.1	0.04	0.3
C33-C34	-	-	-	-	-	0.1	0.3	0.3	1.4	2.7	2.2	4.3	4.5	6.5	2.5	6.7	1.1	1.1	0.13	2.3
C37-C38	-	-	-	-	-	-	-	-	0.2	-	-	0.4	-	-	-	0.7	-	-	0.03	0.1
C40-C41	0.5	-	0.2	0.2	-	-	-	-	-	-	-	0.9	-	-	0.8	1.3	0.1	0.2	0.06	0.1
C43	-	-	-	-	-	-	-	-	0.2	-	-	-	-	-	-	-	-	-	0.01	-
C44	-	-	-	-	-	-	-	-	-	0.5	0.6	0.4	-	-	1.7	0.7	0.1	0.1	0.04	0.3
C45	-	-	-	-	-	-	-	-	-	-	-	-	-	-	-	-	-	-	-	-
C46	-	-	-	-	-	-	-	-	-	-	-	-	-	-	-	-	-	-	-	-
C47+C49	-	-	-	0.2	-	0.3	0.2	-	0.2	0.2	0.9	0.4	0.9	-	0.8	-	0.2	0.2	0.05	0.4
C50	-	-	-	-	0.5	1.0	1.8	3.3	7.2	15.2	16.7	19.4	19.7	11.8	21.7	20.9	5.1	5.4	0.29	12.7
C51	-	-	-	-	-	-	-	-	-	-	0.3	0.4	1.3	-	-	1.3	0.1	0.1	0.04	0.3
C52	-	-	-	-	-	-	-	-	0.5	0.2	0.3	0.4	-	0.6	-	0.7	0.1	0.1	0.04	0.2
C53	-	-	-	-	-	0.1	0.8	1.8	4.1	7.2	9.1	10.4	9.8	11.8	10.9	15.5	2.8	3.0	0.22	6.6
C54	-	-	-	-	-	-	-	0.2	0.5	0.5	0.3	0.9	1.8	2.9	2.5	2.7	0.3	0.4	0.08	0.6
C55	-	-	-	-	-	-	-	-	0.2	0.5	0.9	1.7	-	-	2.5	-	0.2	0.2	0.06	0.5
C56	-	-	0.5	0.2	-	0.3	0.5	0.7	1.8	2.5	5.0	8.2	9.4	7.1	5.8	10.1	1.7	1.9	0.17	4.0
C57	-	-	-	-	-	-	-	-	-	-	0.3	-	-	-	-	-	-	-	0.02	0.1
C58	-	-	-	-	-	-	-	0.2	-	-	-	-	-	-	-	-	-	-	0.01	-
C64	0.7	-	0.2	-	-	-	-	0.2	-	-	0.6	1.3	-	0.6	0.8	0.7	0.2	0.2	0.07	0.3
C65	-	-	-	-	-	-	-	-	-	-	-	-	-	-	-	-	-	-	-	-
C66	-	-	-	-	-	-	-	-	-	-	-	-	-	-	-	-	-	-	-	-
C67	-	-	-	-	-	-	0.2	-	0.2	0.2	-	-	0.4	0.6	0.8	2.7	0.1	0.1	0.05	0.1
C68	-	-	-	-	-	-	-	-	-	-	-	-	-	-	-	-	-	-	-	-
C69	0.2	-	-	-	-	-	-	-	-	-	-	-	-	-	-	-	-	-	0.03	-
C70-C72	-	0.6	0.5	0.6	0.3	0.6	0.5	0.3	0.9	0.7	0.6	1.3	0.9	2.9	3.3	1.3	0.7	0.7	0.10	0.8
C73	-	-	-	-	-	-	-	-	0.5	1.0	0.9	1.3	0.9	0.6	2.5	1.3	0.3	0.3	0.07	0.7
C74	0.2	-	-	-	0.1	-	-	-	-	-	-	-	-	0.6	-	-	-	0.1	0.03	-
C81	-	-	-	-	-	0.1	0.2	-	-	-	-	-	-	0.6	-	-	-	-	0.02	-
C82-85,C96	-	0.2	-	0.2	-	0.1	0.5	0.7	0.5	1.2	1.3	3.9	1.8	1.2	2.5	4.0	0.6	0.7	0.10	1.4
C88	-	-	-	-	-	-	-	-	-	-	-	-	-	-	-	-	-	-	-	-
C90	-	-	-	-	-	-	-	-	0.2	0.2	0.3	2.2	0.9	1.2	0.8	2.7	0.2	0.3	0.07	0.5
C91	1.1	0.8	0.9	0.2	-	-	0.3	-	0.2	-	0.6	0.9	0.4	-	-	0.7	0.3	0.4	0.09	0.3
C92-C94	0.2	-	-	0.3	-	0.3	0.3	1.0	1.6	1.0	0.9	0.9	0.4	2.4	3.3	1.3	0.6	0.6	0.09	1.0
C95	0.2	-	0.2	0.2	-	-	-	0.2	0.2	0.2	0.3	0.9	0.4	1.2	0.8	2.0	0.2	0.3	0.07	0.3
O&U	0.2	-	-	-	0.1	0.1	0.6	0.7	1.6	1.5	4.1	6.0	8.5	8.2	11.7	13.5	1.7	1.8	0.17	3.3
All	3.4	2.1	2.4	1.9	1.2	4.4	9.4	13.6	31.5	49.9	60.2	90.6	91.2	95.2	120.3	145.8	24.5	26.2	0.64	51.6

**TABLE CHN-9(a): Cumulative Rate (Cu.Rate%) & Cumulative Risk (Cu.Risk) of individual sites (ICD-10) based on age specific rates (from 0-64 Years and from 0-74 Years) : 2006-2008 - Males
Chennai**

ICD-10	Site	0 - 64 Years		0 - 74 Years	
		Cu. Rate %	Cu. Risk	Cu. Rate%	Cu. Risk
C00	Lip	0.02	0.02	0.03	0.03
C01-C02	Tongue	0.44	0.44	0.66	0.66
C03-C06	Mouth	0.51	0.51	0.87	0.88
C07-C08	Salivary Gland	0.03	0.03	0.04	0.04
C09	Tonsil	0.11	0.11	0.19	0.19
C10	Oth. Oropharynx	0.14	0.14	0.21	0.21
C11	Nasopharynx	0.05	0.05	0.07	0.07
C12-C13	Hypopharynx	0.31	0.30	0.60	0.60
C14	Pharynx Unspecified	0.05	0.05	0.08	0.08
C15	Oesophagus	0.50	0.50	0.97	0.97
C16	Stomach	0.80	0.79	1.47	1.48
C17	Small Intestine	0.03	0.03	0.04	0.04
C18	Colon	0.23	0.23	0.41	0.41
C19-C20	Rectum	0.23	0.23	0.46	0.46
C21	Anus & Anal Canal	0.06	0.06	0.07	0.07
C22	Liver	0.22	0.22	0.44	0.44
C23-C24	Gallbladder etc.	0.10	0.10	0.18	0.18
C25	Pancreas	0.14	0.14	0.23	0.23
C30-C31	Nose, Sinuses etc.	0.04	0.04	0.10	0.10
C32	Larynx	0.28	0.28	0.58	0.58
C33-C34	Lung etc.	0.87	0.87	1.66	1.67
C37-C38	Other Thoracic Organs	0.02	0.02	0.03	0.03
C40-C41	Bone	0.08	0.08	0.09	0.09
C43	Melanoma of Skin	0.03	0.03	0.06	0.06
C44	Other Skin	0.07	0.07	0.16	0.16
C45	Mesothelioma	0.00	0.00	0.01	0.01
C46	Kaposi Sarcoma	0.00	0.00	0.00	0.00
C47 + C49	Conn. & Soft Tissue	0.07	0.07	0.13	0.13
C50	Breast	0.03	0.03	0.06	0.06
C60	Penis	0.08	0.08	0.19	0.19
C61	Prostate	0.14	0.13	0.54	0.54
C62	Testis	0.04	0.04	0.05	0.05
C63	Other Male Genital	0.00	0.00	0.00	0.00
C64	Kidney etc.	0.08	0.08	0.17	0.17
C65	Renal Pelvis	0.00	0.00	0.01	0.01
C66	Ureter	0.00	0.00	0.02	0.02
C67	Bladder	0.14	0.14	0.39	0.39
C68	Uns.Urinary Organs	0.00	0.00	0.00	0.00
C69	Eye	0.03	0.03	0.03	0.03
C70-C72	Brain, Nervous System	0.21	0.21	0.28	0.28
C73	Thyroid	0.06	0.06	0.11	0.11
C74	Adrenal Gland	0.01	0.01	0.02	0.02
C81	Hodgkins Disease	0.08	0.08	0.09	0.09
C82-85,C96	NHL	0.36	0.36	0.53	0.53
C88	Malig Imn.Prol D	0.00	0.00	0.00	0.00
C90	Multiple Myeloma	0.09	0.09	0.22	0.22
C91	Lymphoid Leuk.	0.11	0.11	0.14	0.14
C92-C94	Myeloid Leukaemia	0.15	0.15	0.20	0.20
C95	Leukaemia Uns	0.02	0.02	0.02	0.02
O&U	Other and Uns	0.42	0.42	0.87	0.87
	All Sites	7.49	7.22	13.84	12.92

TABLE CHN-9(b): Cumulative Rate (Cu.Rate%) & Cumulative Risk (Cu.Risk) of individual sites (ICD-10) based on age specific rates (from 0-64 Years and from 0-74 Years) : 2006-2008 - Females Chennai

ICD-10	Site	0 - 64 Years		0 - 74 Years	
		Cu. Rate %	Cu. Risk	Cu. Rate%	Cu. Risk
C00	Lip	0.02	0.02	0.02	0.02
C01-C02	Tongue	0.14	0.14	0.27	0.27
C03-C06	Mouth	0.30	0.30	0.54	0.54
C07-C08	Salivary Gland	0.03	0.03	0.04	0.04
C09	Tonsil	0.02	0.02	0.02	0.02
C10	Oth. Oropharynx	0.01	0.01	0.02	0.02
C11	Nasopharynx	0.02	0.02	0.04	0.04
C12-C13	Hypopharynx	0.14	0.14	0.21	0.21
C14	Pharynx Unspecified	0.02	0.02	0.04	0.04
C15	Oesophagus	0.27	0.27	0.54	0.54
C16	Stomach	0.43	0.42	0.73	0.74
C17	Small Intestine	0.01	0.01	0.02	0.02
C18	Colon	0.18	0.18	0.32	0.32
C19-C20	Rectum	0.17	0.17	0.31	0.32
C21	Anus & Anal Canal	0.05	0.05	0.10	0.10
C22	Liver	0.06	0.06	0.11	0.11
C23-C24	Gallbladder etc.	0.10	0.10	0.17	0.17
C25	Pancreas	0.08	0.08	0.15	0.15
C30-C31	Nose, Sinuses etc.	0.02	0.02	0.03	0.03
C32	Larynx	0.03	0.03	0.06	0.06
C33-C34	Lung etc.	0.29	0.29	0.49	0.49
C37-C38	Other Thoracic Organs	0.02	0.02	0.02	0.02
C40-C41	Bone	0.07	0.07	0.08	0.08
C43	Melanoma of Skin	0.03	0.03	0.04	0.04
C44	Other Skin	0.06	0.06	0.11	0.11
C45	Mesothelioma	0.00	0.00	0.00	0.00
C46	Kaposi Sarcoma	0.00	0.00	0.00	0.00
C47 + C49	Conn. & Soft Tissue	0.08	0.08	0.12	0.12
C50	Breast	2.51	2.48	3.44	3.50
C51	Vulva	0.03	0.03	0.07	0.07
C52	Vagina	0.08	0.08	0.12	0.12
C53	Cervix Uteri	1.47	1.46	2.17	2.19
C54	Corpus Uteri	0.24	0.24	0.40	0.40
C55	Uterus Unspecified	0.05	0.05	0.08	0.08
C56	Ovary etc.	0.59	0.59	0.83	0.83
C57	Other Female Genital	0.00	0.00	0.00	0.00
C58	Placenta	0.00	0.00	0.00	0.00
C64	Kidney etc.	0.06	0.06	0.07	0.07
C65	Renal Pelvis	0.00	0.00	0.00	0.00
C66	Ureter	0.00	0.00	0.01	0.01
C67	Bladder	0.04	0.04	0.08	0.08
C68	Uns.Urinary Organs	0.00	0.00	0.00	0.00
C69	Eye	0.01	0.01	0.02	0.02
C70-C72	Brain, Nervous System	0.17	0.17	0.23	0.23
C73	Thyroid	0.18	0.18	0.22	0.22
C74	Adrenal Gland	0.01	0.01	0.01	0.01
C81	Hodgkins Disease	0.05	0.05	0.07	0.07
C82-85,C96	NHL	0.20	0.20	0.30	0.30
C88	Malg Imn.Prol D	0.00	0.00	0.00	0.00
C90	Multiple Myeloma	0.08	0.08	0.12	0.12
C91	Lymphoid Leuk.	0.08	0.08	0.09	0.09
C92-C94	Myeloid Leukaemia	0.12	0.12	0.18	0.18
C95	Leukaemia Uns	0.02	0.02	0.03	0.03
O&U	Other and Uns	0.30	0.30	0.54	0.54
	All Sites	8.96	8.57	13.79	12.88

POPULATION BASED CANCER REGISTRY, DELHI

Dr. B.R. Ambedkar Institute Rotary Cancer Hospital, All India Institute of Medical Sciences, New Delhi

Dr P.K. Julka, MD

Professor of Radiation Oncology and Head, Delhi Cancer Registry

Dr Vinod Raina, MD, FRCP

Professor & Head of Medical Oncology and Head, Delhi Cancer Registry (*till June 2010*)

Mr N. Manoharan, M.Sc., PGDCA,

Scientist - II, Delhi Cancer Registry

Dr G.K. Rath, MD

Professor & Head of Radiation Oncology and Chief

The Population Based Cancer Registry at Dr. B.R. Ambedkar Institute Rotary Cancer Hospital, All India Institute of Medical Sciences (AIIMS), New Delhi was established in January 1986 with the aim of obtaining reliable morbidity and mortality cancer data among the Delhi residents.

Delhi covering an area of 1483 square kilometres is a densely populated urban metropolis situated between the Himalayas and the Aravalli range in the heart of Indian sub-continent. It lies between 28°25' and 28°53' North latitude and 76°50' and 73°20' East longitude. It is surrounded on the north, west and south by Haryana and the east by the Uttar Pradesh.

The population census is taken every ten years in India, the last one being in year 2001. According to 2001 census the population in Delhi UT Urban is 1,28,19,761 (Males: 70,30,671; Females: 57,82,090). The sex ratio in Delhi is 822 females per 1000 males. The density of population is 9294 persons per sq. km.

The registry covers an urban area of 891.09 square kilometres of Delhi and collects morbidity and mortality data on cancer patients from over 400 sources of registration that includes major Government hospitals, private hospitals, nursing homes, Dept. of Vital Statistics of the Delhi Municipal Corporation, New Delhi Municipal Committee and the Cantonment Board.

Medical Social Service Officers (MSSO) visit various hospitals and nursing homes and interview the patients who are either undergoing cancer treatment or being investigated for cancer at radiotherapy departments and also examine the case records maintained by various departments of these hospitals viz. Pathology, Hematology, Radiology etc. They also personally visit the offices of New Delhi Municipal Committee and Municipal Corporation of Delhi and collect information about deaths where the death certificates states the cause of death as cancer or tumours. These death records are then matched with the morbidity records. Cases not matching with the records are registered as Death Certificates Only cases (DCOs) in that corresponding year.

During 2006-2007 a total of 26333 incident cases were registered with 13720 (52.1%) males and 12613 (47.8%) females. For males and females, the crude (CR), Age Adjusted (AAR) for the world population and truncated (TR) incidence rates per 100,000 were 75.5, 124.3, 209.1 and 85.0, 121.2, 262.9 respectively.

The common sites of cancer among males were lung (10.0%), prostate (7.0%), tongue (6.8%) and larynx (5.9%). Among females breast cancer (26.9%) was the leading site followed by cervix uteri (14.6%), ovary (7.6%), gall bladder (6.9%) and corpus uteri (3.2%).

The registry published yearly/biennial report regularly. The registry data has been widely used by the Government for National Cancer Control Programme and researchers in the field of cancer.

Staff of Delhi Cancer Registry

Mr Ashok Kumar Singh <i>M.S.W</i>	:	MSSO (Gr. I)
Mr Shambu Prasad Bhadola <i>M.A.</i>	:	MSSO (Gr. II)
Ms Indu Gaur <i>M.S.W.</i>	:	MSSO (Gr. II)
Mr S.K. Rai <i>M.S.W.</i>	:	MSSO Gr. II)
Ms Sudha Saxena <i>M.A.</i>	:	MSSO (Gr. II)
Mr C.P. Singh Yadav <i>M.S.W.</i>	:	MSSO (Gr. II)
Mr Anand Sharma <i>M.S.W.</i>	:	MSSO (Gr. II)
Ms Garima Negi	:	LDC (Ad-hoc)

Figure DEL-1
Population Pyramid showing Age Distribution: 2006-2007
Delhi

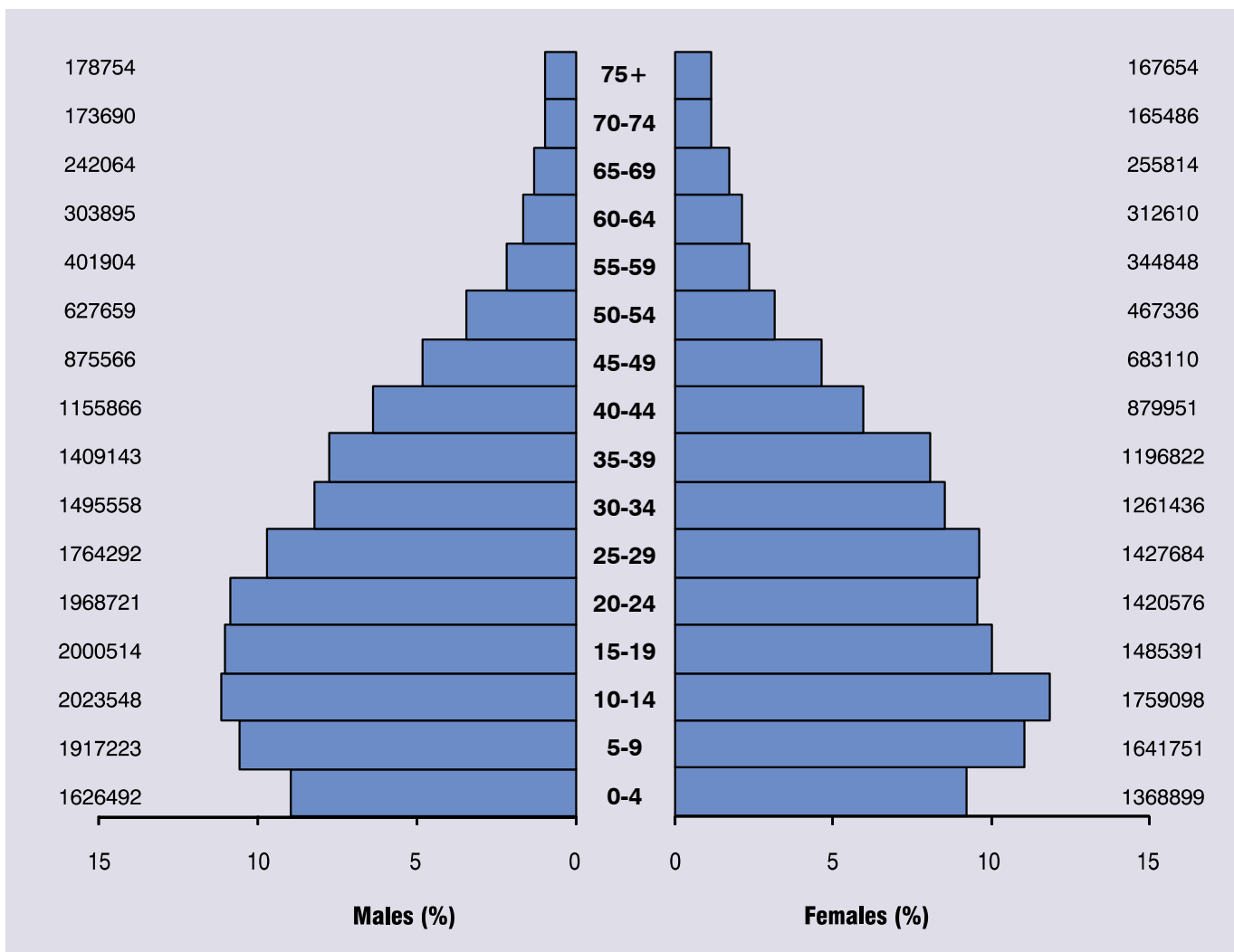


TABLE DEL-1
Population by Five Year Age Group and Gender: 2006-2007
Number and Relative Proportion (%)
Delhi

Age Group	Males		Females	
	Number	%	Number	%
0-4	1626492	9.0	1368899	9.2
5-9	1917223	10.6	1641751	11.1
10-14	2023548	11.1	1759098	11.9
15-19	2000514	11.0	1485391	10.0
20-24	1968721	10.8	1420576	9.6
25-29	1764292	9.7	1427684	9.6
30-34	1495558	8.2	1261436	8.5
35-39	1409143	7.8	1196822	8.1
40-44	1155866	6.4	879951	5.9
45-49	875566	4.8	683110	4.6
50-54	627659	3.5	467336	3.1
55-59	401904	2.2	344848	2.3
60-64	303895	1.7	312610	2.1
65-69	242064	1.3	255814	1.7
70-74	173690	1.0	165486	1.1
75+	178754	1.0	167654	1.1
Total	18164890	100.0	14838466	100.0

TABLE DEL-2
Main Sources of Registration of Incident Cases of Cancer: 2006-2007
Delhi

Name of the Institution	Number	%
AIIMS / IRCH	5758	21.9
Rajiv Gandhi C.H.	4233	16.1
Safdarjung	2999	11.4
CRC / MAMC / LNJP	2463	9.4
Batra	1539	5.8
Gangaram	1467	5.6
Dharamshila Hospital	1322	5.0
Apollo Hospital	1191	4.5
RMLH	723	2.7
LHMC/KSH	513	1.9
UCMS/GTB	508	1.9
GB Pant	470	1.8
St. Stephen	416	1.6
ESI	387	1.5
Deen Dayal	331	1.3
Holy Family	235	0.9
Others	1778	6.8
Total	26333	100.0

1. *Institutions listed have registered at least one percent of all cases in the registry for the combined years 2006-2007.*
2. *The numbers and proportion listed are the minimum number of cases. Institutions could have registered/ reported more cases, since duplicate registrations and non-resident/registry cases are not included.*

**TABLE DEL-3(a): Number of Incident Cancers by Five Year Age Group and Site (ICD-10):
2006-2007 – Males**

% = Relative Proportion of Cancers of All Sites

Delhi

ICD-10	Site	0-4	5-9	10-14	15-19	20-24	25-29	30-34	35-39	40-44	45-49	50-54	55-59	60-64	65-69	70-74	75+	Unkn	Total	%
C00	Lip	-	-	-	1	1	2	5	1	7	10	12	11	8	13	4	3	-	78	0.57
C01-C02	Tongue	-	2	-	1	5	17	37	49	77	94	152	122	141	90	78	60	7	932	6.79
C03-C06	Mouth	-	-	1	3	5	15	41	48	73	92	100	85	80	51	37	35	2	668	4.87
C07-C08	Salivary Gland	-	1	2	3	2	8	3	7	8	12	9	10	14	7	8	7	-	101	0.74
C09	Tonsil	-	-	1	-	-	1	2	13	18	33	32	22	37	29	17	8	2	215	1.57
C10	Oth. Oropharynx	-	-	-	-	-	-	2	5	13	18	17	17	23	14	10	7	2	128	0.93
C11	Nasopharynx	-	-	7	2	3	6	6	4	9	4	6	4	4	5	3	4	1	68	0.50
C12-C13	Hypopharynx	1	-	-	-	-	1	3	5	10	13	30	42	38	39	26	22	-	230	1.68
C14	Pharynx Unspecified	-	-	-	-	-	-	-	2	3	1	7	8	7	5	3	5	-	41	0.30
C15	Oesophagus	-	-	-	1	5	7	4	12	33	43	78	60	81	52	52	43	4	475	3.46
C16	Stomach	1	-	-	2	4	5	10	11	20	33	49	52	40	48	39	22	5	341	2.49
C17	Small Intestine	-	-	-	-	-	-	-	2	4	2	3	5	5	2	-	1	-	24	0.17
C18	Colon	-	-	-	1	4	9	15	15	26	27	44	39	20	39	27	31	3	300	2.19
C19-C20	Rectum	-	-	2	5	7	11	12	21	14	19	29	17	40	25	15	20	1	238	1.73
C21	Anus & Anal Canal	-	-	-	1	1	2	3	3	6	9	11	13	9	7	6	3	-	74	0.54
C22	Liver	4	3	1	1	4	3	5	11	23	27	30	31	47	28	27	22	3	270	1.97
C23-C24	Gallbladder etc.	-	-	-	-	1	12	13	19	34	39	62	61	69	49	36	62	2	459	3.35
C25	Pancreas	-	-	-	-	1	-	4	5	10	23	27	26	28	24	14	20	2	184	1.34
C30-C31	Nose, Sinuses etc.	-	1	-	1	3	1	4	2	2	4	1	5	5	2	2	1	-	34	0.25
C32	Larynx	-	1	-	-	-	2	17	15	51	78	146	105	142	116	84	53	4	814	5.93
C33-C34	Lung etc.	1	-	1	-	4	8	20	26	59	105	200	215	238	197	152	143	5	1374	10.01
C37-C38	Other Thoracic Organs	-	-	1	5	2	1	1	1	4	2	3	2	7	4	6	6	-	45	0.33
C40-C41	Bone	5	13	31	47	25	29	16	19	12	17	20	16	23	8	10	3	4	298	2.17
C43	Melanoma of Skin	-	-	-	-	-	-	-	-	-	-	-	1	-	-	-	-	-	1	0.01
C44	Other Skin	2	-	1	1	7	6	10	11	14	9	17	20	14	13	13	17	1	156	1.14
C45	Mesothelioma	-	-	-	-	-	-	-	-	-	-	-	-	-	-	-	-	-	-	-
C46	Kaposi Sarcoma	-	1	-	-	-	-	-	-	-	-	-	-	-	-	-	-	-	1	0.01
C47+C49	Conn. & Soft Tissue	13	7	9	20	10	12	14	13	6	11	17	13	12	12	4	8	-	181	1.32
C50	Breast	-	-	-	2	-	1	3	7	15	7	22	11	32	12	10	11	1	134	0.98
C60	Penis	-	-	-	-	3	4	8	6	10	9	19	4	20	7	6	10	1	107	0.78
C61	Prostate	-	2	-	1	2	-	2	4	3	15	35	61	127	176	226	303	7	964	7.03
C62	Testis	10	-	2	10	12	12	24	14	8	4	6	1	3	2	2	2	-	112	0.82
C63	Other Male Genital	-	-	-	-	-	-	-	-	-	1	-	-	-	-	-	-	-	1	0.01
C64	Kidney etc.	29	10	1	4	3	1	5	8	10	23	34	35	41	23	24	16	4	271	1.98
C65	Renal Pelvis	-	-	-	-	-	-	-	-	-	1	-	-	1	1	-	-	-	3	0.02
C66	Ureter	-	-	-	-	-	-	-	-	-	-	-	2	-	1	-	-	-	3	0.02
C67	Bladder	1	3	-	3	2	5	16	20	29	46	67	73	100	102	100	101	1	669	4.88
C68	Uns.Urinary Organs	-	-	-	-	-	-	-	-	-	1	-	-	-	4	3	1	-	9	0.07
C69	Eye	32	3	2	1	1	1	1	3	-	-	-	1	1	-	1	-	1	48	0.35
C70-C72	Brain, Nervous System	32	34	19	21	33	26	42	31	45	37	52	36	31	24	17	17	1	498	3.63
C73	Thyroid	-	3	3	6	16	10	16	13	20	16	9	16	14	14	9	10	1	176	1.28
C74	Adrenal Gland	3	1	-	1	-	-	1	1	2	1	2	-	1	-	-	-	-	13	0.09
C81	Hodgkins Disease	6	45	30	35	13	12	21	5	22	11	17	11	14	10	7	4	-	263	1.92
C82-85,C96	NHL	18	39	22	27	33	39	32	39	47	42	63	60	55	62	58	72	5	713	5.20
C88	Malig Imn.Prol D	1	-	-	-	-	-	-	-	-	-	-	-	-	-	-	-	-	1	0.01
C90	Multiple Myeloma	-	-	1	1	1	4	4	5	8	13	26	22	44	40	29	35	-	233	1.70
C91	Lymphoid Leuk.	85	88	52	40	24	8	9	9	8	17	15	13	17	18	23	17	2	445	3.24
C92-C94	Myeloid Leukaemia	15	14	21	29	29	25	38	26	29	36	29	21	21	19	17	20	2	391	2.85
C95	Leukaemia Uns	14	14	11	16	8	5	9	1	7	8	6	-	5	4	1	4	1	114	0.83
O&U	Other and Uns	9	9	5	11	23	17	27	34	55	62	113	99	103	104	72	75	4	822	5.99
	All Sites	282	294	226	303	297	328	505	546	854	1075	1617	1468	1762	1502	1278	1304	79	13720	100.0

* O&U includes the Sites (ICD-10: C26, C39, C48, C75, C76, C77, C78, C79, C80, C97)

**TABLE DEL-3(b): Number of Incident Cancers by Five Year Age Group and Site (ICD-10):
2006-2007 – Females**

% = Relative Proportion of Cancers of All Sites

Delhi

ICD-10	Site	0-4	5-9	10-14	15-19	20-24	25-29	30-34	35-39	40-44	45-49	50-54	55-59	60-64	65-69	70-74	75+	Unkn	Total	%
C00	Lip	-	-	-	-	1	-	-	-	2	3	3	2	2	2	-	-	-	15	0.12
C01-C02	Tongue	1	-	-	1	2	2	2	9	24	24	31	19	53	22	21	20	1	232	1.84
C03-C06	Mouth	-	-	-	-	4	2	2	9	18	14	22	21	43	19	20	13	1	188	1.49
C07-C08	Salivary Gland	-	-	1	3	5	6	3	6	9	6	5	5	6	3	3	3	-	64	0.51
C09	Tonsil	-	-	1	-	-	1	1	2	6	3	5	-	7	7	4	6	-	43	0.34
C10	Oth. Oropharynx	-	-	-	-	-	-	1	1	1	1	3	5	4	3	-	2	-	21	0.17
C11	Nasopharynx	1	1	3	1	2	1	4	1	2	4	4	2	3	2	1	1	-	33	0.26
C12-C13	Hypopharynx	-	-	-	-	1	-	2	2	6	3	8	2	8	10	3	4	-	49	0.39
C14	Pharynx Unspecified	-	-	-	-	-	-	-	1	2	-	2	1	-	-	2	-	-	8	0.06
C15	Oesophagus	-	-	-	-	-	2	4	13	15	21	34	23	52	35	27	31	1	258	2.05
C16	Stomach	-	-	-	-	3	5	7	14	12	11	18	23	27	7	9	7	1	144	1.14
C17	Small Intestine	-	-	-	-	-	1	1	3	2	1	7	-	-	3	1	1	1	21	0.17
C18	Colon	-	-	-	-	2	7	9	13	8	17	22	16	22	11	21	10	-	158	1.25
C19-C20	Rectum	-	-	-	2	7	9	11	13	9	18	16	17	20	10	7	9	-	148	1.17
C21	Anus & Anal Canal	-	-	-	1	1	2	2	2	3	2	3	2	6	3	5	3	1	36	0.29
C22	Liver	3	-	-	2	4	8	8	2	10	18	17	22	27	19	15	14	2	171	1.36
C23-C24	Gallbladder etc.	-	-	1	-	5	8	23	57	92	131	113	102	139	82	66	50	4	873	6.92
C25	Pancreas	-	-	1	-	1	-	1	6	3	8	11	12	13	10	12	5	1	84	0.67
C30-C31	Nose, Sinuses etc.	-	-	-	1	-	1	-	2	1	-	5	1	2	3	2	1	-	19	0.15
C32	Larynx	-	-	-	-	1	2	5	4	6	14	13	11	24	14	7	10	-	111	0.88
C33-C34	Lung etc.	-	-	-	2	6	8	11	21	20	20	46	32	66	40	45	27	2	346	2.74
C37-C38	Other Thoracic Organs	-	-	-	-	-	1	3	3	4	2	3	2	1	2	3	-	-	24	0.19
C40-C41	Bone	4	8	16	20	10	19	16	8	16	9	11	7	7	6	5	8	-	170	1.35
C43	Melanoma of Skin	-	-	-	-	-	-	-	-	-	-	-	-	-	-	-	-	-	-	-
C44	Other Skin	-	2	2	-	7	3	7	6	5	3	12	8	12	12	10	18	2	109	0.86
C45	Mesothelioma	-	-	-	-	-	-	-	-	-	-	-	-	-	-	-	-	-	-	-
C46	Kaposi Sarcoma	-	-	-	-	-	-	-	-	-	-	-	-	-	-	-	-	-	-	-
C47+C49	Conn. & Soft Tissue	5	5	6	5	10	11	9	11	13	15	12	8	12	4	5	4	1	136	1.08
C50	Breast	-	-	-	6	22	83	155	283	442	495	504	402	400	270	169	145	22	3398	26.94
C51	Vulva	-	-	-	1	1	1	2	-	3	1	3	4	8	6	5	5	-	40	0.32
C52	Vagina	-	-	-	1	-	1	-	1	2	8	7	1	7	9	1	3	1	42	0.33
C53	Cervix Uteri	-	-	-	1	9	32	60	148	223	282	284	208	278	153	88	62	8	1836	14.56
C54	Corpus Uteri	-	-	-	-	1	3	7	15	26	39	65	71	83	42	32	22	2	408	3.23
C55	Uterus Unspecified	-	-	-	-	1	3	1	5	8	9	9	12	10	5	4	5	-	72	0.57
C56	Ovary etc.	6	-	13	13	29	37	46	58	115	133	131	92	123	76	40	36	9	957	7.59
C57	Other Female Genital	-	-	-	-	-	-	-	-	2	-	2	-	1	-	1	-	-	6	0.05
C58	Placenta	1	-	-	-	-	-	1	-	2	1	-	-	-	1	-	-	-	6	0.05
C64	Kidney etc.	9	8	2	1	3	4	2	10	9	7	6	8	8	9	9	5	1	101	0.80
C65	Renal Pelvis	-	-	-	-	-	-	-	-	-	-	1	-	1	-	-	-	-	2	0.02
C66	Ureter	-	-	-	-	-	1	-	-	-	-	-	-	-	-	-	-	-	1	0.01
C67	Bladder	1	-	-	1	1	2	2	6	14	10	25	12	28	23	19	11	1	156	1.24
C68	Uns. Urinary Organs	-	-	-	-	-	-	-	1	-	-	1	-	1	-	-	-	1	4	0.03
C69	Eye	12	5	1	-	-	-	-	-	2	-	1	-	1	3	-	-	-	25	0.20
C70-C72	Brain, Nervous System	5	13	13	10	16	22	14	23	26	24	26	13	17	20	13	2	1	258	2.05
C73	Thyroid	-	3	5	16	23	35	48	39	23	32	30	17	22	17	9	10	-	329	2.61
C74	Adrenal Gland	5	2	1	-	-	-	1	-	1	2	-	-	-	-	-	-	-	12	0.10
C81	Hodgkins Disease	1	6	4	10	11	8	7	8	7	9	7	3	6	4	1	2	-	94	0.75
C82-85,C96	NHL	2	5	8	7	15	12	16	16	27	28	20	27	41	34	33	21	1	313	2.48
C88	Malig Imn.Prol D	-	-	-	-	-	-	-	-	-	-	-	-	-	-	-	-	-	-	-
C90	Multiple Myeloma	-	2	-	1	1	1	3	4	9	17	14	15	24	15	13	15	-	134	1.06
C91	Lymphoid Leuk.	29	27	20	11	13	9	6	5	8	9	12	8	4	7	5	5	1	179	1.42
C92-C94	Myeloid Leukaemia	9	3	12	8	14	23	22	25	23	22	28	12	19	9	8	1	4	242	1.92
C95	Leukaemia Uns	5	5	3	7	3	5	2	4	1	3	3	3	2	4	3	1	-	54	0.43
O&U	Other and Uns	2	3	9	4	16	11	22	37	38	43	69	36	75	47	33	37	1	483	3.83
	All Sites	101	98	122	136	251	392	549	897	1300	1522	1674	1287	1715	1083	780	635	71	12613	100.0

* O&U includes the Sites (ICD-10: C26, C39, C48, C75, C76, C77, C78, C79, C80, C97)

TABLE DEL-4(a):
Average Annual Age Specific, Crude (CR), Age Adjusted (AAR) (with Standard Error (SE)) and
Truncated (35-64 yrs) (TR) Incidence Rate per 100,000 population: 2006-2007 - Males
Delhi

ICD-10	0-4	5-9	10-14	15-19	20-24	25-29	30-34	35-39	40-44	45-49	50-54	55-59	60-64	65-69	70-74	>75	CR	AAR	SE	TR
C00	-	-	-	-	0.1	0.1	0.3	0.1	0.6	1.1	1.9	2.7	2.6	5.4	2.3	1.7	0.4	0.70	0.08	1.4
C01-C02	-	0.1	-	-	0.3	1.0	2.5	3.5	6.7	10.7	24.2	30.4	46.4	37.2	44.9	33.6	5.1	8.48	0.29	17.8
C03-C06	-	-	-	0.1	0.3	0.9	2.7	3.4	6.3	10.5	15.9	21.1	26.3	21.1	21.3	19.6	3.7	5.63	0.23	12.6
C07-C08	-	0.1	0.1	0.1	0.1	0.5	0.2	0.5	0.7	1.4	1.4	2.5	4.6	2.9	4.6	3.9	0.6	0.85	0.09	1.6
C09	-	-	-	-	-	0.1	0.1	0.9	1.6	3.8	5.1	5.5	12.2	12.0	9.8	4.5	1.2	2.00	0.14	4.3
C10	-	-	-	-	-	-	0.1	0.4	1.1	2.1	2.7	4.2	7.6	5.8	5.8	3.9	0.7	1.19	0.11	2.6
C11	-	-	0.3	0.1	0.2	0.3	0.4	0.3	0.8	0.5	1.0	1.0	1.3	2.1	1.7	2.2	0.4	0.48	0.06	0.7
C12-C13	0.1	-	-	-	-	0.1	0.2	0.4	0.9	1.5	4.8	10.5	12.5	16.1	15.0	12.3	1.3	2.37	0.16	4.3
C14	-	-	-	-	-	-	-	0.1	0.3	0.1	1.1	2.0	2.3	2.1	1.7	2.8	0.2	0.41	0.07	0.8
C15	-	-	-	-	0.3	0.4	0.3	0.9	2.9	4.9	12.4	14.9	26.7	21.5	29.9	24.1	2.6	4.60	0.22	9.0
C16	0.1	-	-	0.1	0.2	0.3	0.7	0.8	1.7	3.8	7.8	12.9	13.2	19.8	22.5	12.3	1.9	3.20	0.18	5.8
C17	-	-	-	-	-	-	-	0.1	0.3	0.2	0.5	1.2	1.6	0.8	-	0.6	0.1	0.22	0.05	0.6
C18	-	-	-	-	0.2	0.5	1.0	1.1	2.2	3.1	7.0	9.7	6.6	16.1	15.5	17.3	1.7	2.65	0.16	4.5
C19-C20	-	-	0.1	0.2	0.4	0.6	0.8	1.5	1.2	2.2	4.6	4.2	13.2	10.3	8.6	11.2	1.3	2.08	0.15	3.9
C21	-	-	-	-	0.1	0.1	0.2	0.2	0.5	1.0	1.8	3.2	3.0	2.9	3.5	1.7	0.4	0.66	0.08	1.4
C22	0.2	0.2	-	-	0.2	0.2	0.3	0.8	2.0	3.1	4.8	7.7	15.5	11.6	15.5	12.3	1.5	2.53	0.16	4.9
C23-C24	-	-	-	-	0.1	0.7	0.9	1.3	2.9	4.5	9.9	15.2	22.7	20.2	20.7	34.7	2.5	4.36	0.21	8.2
C25	-	-	-	-	0.1	-	0.3	0.4	0.9	2.6	4.3	6.5	9.2	9.9	8.1	11.2	1.0	1.78	0.14	3.5
C30-C31	-	0.1	-	-	0.2	0.1	0.3	0.1	0.2	0.5	0.2	1.2	1.6	0.8	1.2	0.6	0.2	0.27	0.05	0.5
C32	-	0.1	-	-	-	0.1	1.1	1.1	4.4	8.9	23.3	26.1	46.7	47.9	48.4	29.6	4.5	8.02	0.29	15.9
C33-C34	0.1	-	-	-	0.2	0.5	1.3	1.8	5.1	12.0	31.9	53.5	78.3	81.4	87.5	80.0	7.6	13.94	0.39	25.8
C37-C38	-	-	-	0.2	0.1	0.1	0.1	0.1	0.3	0.2	0.5	0.5	2.3	1.7	3.5	3.4	0.2	0.40	0.06	0.6
C40-C41	0.3	0.7	1.5	2.3	1.3	1.6	1.1	1.3	1.0	1.9	3.2	4.0	7.6	3.3	5.8	1.7	1.6	1.88	0.12	2.8
C43	-	-	-	-	-	-	-	-	-	-	-	-	0.2	-	-	-	-	0.01	0.01	-
C44	0.1	-	-	-	0.4	0.3	0.7	0.8	1.2	1.0	2.7	5.0	4.6	5.4	7.5	9.5	0.9	1.32	0.11	2.3
C45	-	-	-	-	-	-	-	-	-	-	-	-	-	-	-	-	-	-	-	-
C46	-	0.1	-	-	-	-	-	-	-	-	-	-	-	-	-	-	-	0.01	0.01	-
C47+C49	0.8	0.4	0.4	1.0	0.5	0.7	0.9	0.9	0.5	1.3	2.7	3.2	3.9	5.0	2.3	4.5	1.0	1.28	0.10	1.9
C50	-	-	-	0.1	-	0.1	0.2	0.5	1.3	0.8	3.5	2.7	10.5	5.0	5.8	6.2	0.7	1.27	0.12	2.8
C60	-	-	-	-	0.2	0.2	0.5	0.4	0.9	1.0	3.0	1.0	6.6	2.9	3.5	5.6	0.6	0.92	0.10	1.9
C61	-	0.1	-	-	0.1	-	0.1	0.3	0.3	1.7	5.6	15.2	41.8	72.7	130.1	169.5	5.3	10.90	0.36	8.7
C62	0.6	-	0.1	0.5	0.6	0.7	1.6	1.0	0.7	0.5	1.0	0.2	1.0	0.8	1.2	1.1	0.6	0.62	0.06	0.7
C63	-	-	-	-	-	-	-	-	-	0.1	-	-	-	-	-	-	-	0.01	0.01	-
C64	1.8	0.5	-	0.2	0.2	0.1	0.3	0.6	0.9	2.6	5.4	8.7	13.5	9.5	13.8	9.0	1.5	2.47	0.16	4.5
C65	-	-	-	-	-	-	-	-	-	0.1	-	-	0.3	0.4	-	-	-	0.03	0.02	0.1
C66	-	-	-	-	-	-	-	-	-	-	-	0.5	-	0.4	-	-	-	0.03	0.02	0.1
C67	0.1	0.2	-	0.1	0.1	0.3	1.1	1.4	2.5	5.3	10.7	18.2	32.9	42.1	57.6	56.5	3.7	6.80	0.27	10.1
C68	-	-	-	-	-	-	-	-	-	0.1	-	-	-	1.7	1.7	0.6	-	0.10	0.03	-
C69	2.0	0.2	0.1	-	0.1	0.1	0.1	0.2	-	-	-	0.2	0.3	-	0.6	-	0.3	0.33	0.05	0.1
C70-C72	2.0	1.8	0.9	1.0	1.7	1.5	2.8	2.2	3.9	4.2	8.3	9.0	10.2	9.9	9.8	9.5	2.7	3.50	0.17	5.8
C73	-	0.2	0.1	0.3	0.8	0.6	1.1	0.9	1.7	1.8	1.4	4.0	4.6	5.8	5.2	5.6	1.0	1.30	0.11	2.2
C74	0.2	0.1	-	-	-	-	0.1	0.1	0.2	0.1	0.3	-	0.3	-	-	-	0.1	0.09	0.03	0.2
C81	0.4	2.3	1.5	1.7	0.7	0.7	1.4	0.4	1.9	1.3	2.7	2.7	4.6	4.1	4.0	2.2	1.4	1.65	0.11	2.1
C82-85,C96	1.1	2.0	1.1	1.3	1.7	2.2	2.1	2.8	4.1	4.8	10.0	14.9	18.1	25.6	33.4	40.3	3.9	5.76	0.23	8.1
C88	0.1	-	-	-	-	-	-	-	-	-	-	-	-	-	-	-	-	0.01	0.01	-
C90	-	-	-	-	0.1	0.2	0.3	0.4	0.7	1.5	4.1	5.5	14.5	16.5	16.7	19.6	1.3	2.43	0.16	3.7
C91	5.2	4.6	2.6	2.0	1.2	0.5	0.6	0.6	0.7	1.9	2.4	3.2	5.6	7.4	13.2	9.5	2.4	3.01	0.15	2.2
C92-C94	0.9	0.7	1.0	1.4	1.5	1.4	2.5	1.8	2.5	4.1	4.6	5.2	6.9	7.8	9.8	11.2	2.2	2.67	0.15	3.9
C95	0.9	0.7	0.5	0.8	0.4	0.3	0.6	0.1	0.6	0.9	1.0	-	1.6	1.7	0.6	2.2	0.6	0.70	0.07	0.7
O&U	0.6	0.5	0.2	0.5	1.2	1.0	1.8	2.4	4.8	7.1	18.0	24.6	33.9	43.0	41.5	42.0	4.5	7.52	0.28	13.2
All	17.3	15.3	11.2	15.1	15.1	18.6	33.8	38.7	73.9	122.8	257.6	365.3	579.8	620.5	735.8	729.5	75.5	124.3	1.12	209.1

TABLE DEL-4(b):
Average Annual Age Specific, Crude (CR), Age Adjusted (AAR) (with Standard Error (SE)) and
Truncated (35-64 yrs) (TR) Incidence Rate per 100,000 population: 2006-2007 - Females
Delhi

ICD-10	0-4	5-9	10-14	15-19	20-24	25-29	30-34	35-39	40-44	45-49	50-54	55-59	60-64	65-69	70-74	>75	CR	AAR	SE	TR
C00	-	-	-	-	0.1	-	-	-	0.2	0.4	0.6	0.6	0.6	0.8	-	-	0.1	0.15	0.04	0.4
C01-C02	0.1	-	-	0.1	0.1	0.1	0.2	0.8	2.7	3.5	6.6	5.5	17.0	8.6	12.7	11.9	1.6	2.45	0.16	5.3
C03-C06	-	-	-	-	0.3	0.1	0.2	0.8	2.0	2.0	4.7	6.1	13.8	7.4	12.1	7.8	1.3	1.98	0.15	4.3
C07-C08	-	-	0.1	0.2	0.4	0.4	0.2	0.5	1.0	0.9	1.1	1.4	1.9	1.2	1.8	1.8	0.4	0.54	0.07	1.1
C09	-	-	0.1	-	-	0.1	0.1	0.2	0.7	0.4	1.1	-	2.2	2.7	2.4	3.6	0.3	0.44	0.07	0.7
C10	-	-	-	-	-	-	0.1	0.1	0.1	0.1	0.6	1.4	1.3	1.2	-	1.2	0.1	0.23	0.05	0.5
C11	0.1	0.1	0.2	0.1	0.1	0.1	0.3	0.1	0.2	0.6	0.9	0.6	1.0	0.8	0.6	0.6	0.2	0.28	0.05	0.5
C12-C13	-	-	-	-	0.1	-	0.2	0.2	0.7	0.4	1.7	0.6	2.6	3.9	1.8	2.4	0.3	0.50	0.07	0.9
C14	-	-	-	-	-	-	-	0.1	0.2	-	0.4	0.3	-	-	1.2	-	0.1	0.08	0.03	0.2
C15	-	-	-	-	-	0.1	0.3	1.1	1.7	3.1	7.3	6.7	16.6	13.7	16.3	18.5	1.7	2.78	0.18	5.3
C16	-	-	-	-	0.2	0.4	0.6	1.2	1.4	1.6	3.9	6.7	8.6	2.7	5.4	4.2	1.0	1.41	0.12	3.4
C17	-	-	-	-	-	0.1	0.1	0.3	0.2	0.1	1.5	-	-	1.2	0.6	0.6	0.1	0.18	0.04	0.4
C18	-	-	-	-	0.1	0.5	0.7	1.1	0.9	2.5	4.7	4.6	7.0	4.3	12.7	6.0	1.1	1.57	0.13	3.1
C19-C20	-	-	-	0.1	0.5	0.6	0.9	1.1	1.0	2.6	3.4	4.9	6.4	3.9	4.2	5.4	1.0	1.37	0.12	2.9
C21	-	-	-	0.1	0.1	0.1	0.2	0.2	0.3	0.3	0.6	0.6	1.9	1.2	3.0	1.8	0.2	0.34	0.06	0.6
C22	0.2	-	-	0.1	0.3	0.6	0.6	0.2	1.1	2.6	3.6	6.4	8.6	7.4	9.1	8.4	1.2	1.73	0.14	3.3
C23-C24	-	-	0.1	-	0.4	0.6	1.8	4.8	10.5	19.2	24.2	29.6	44.5	32.1	39.9	29.8	5.9	8.78	0.31	20.1
C25	-	-	0.1	-	0.1	-	0.1	0.5	0.3	1.2	2.4	3.5	4.2	3.9	7.3	3.0	0.6	0.88	0.10	1.8
C30-C31	-	-	-	0.1	-	0.1	-	0.2	0.1	-	1.1	0.3	0.6	1.2	1.2	0.6	0.1	0.19	0.05	0.3
C32	-	-	-	-	0.1	0.1	0.4	0.3	0.7	2.0	2.8	3.2	7.7	5.5	4.2	6.0	0.7	1.17	0.11	2.4
C33-C34	-	-	-	0.1	0.4	0.6	0.9	1.8	2.3	2.9	9.8	9.3	21.1	15.6	27.2	16.1	2.3	3.60	0.20	6.9
C37-C38	-	-	-	-	-	0.1	0.2	0.3	0.5	0.3	0.6	0.6	0.3	0.8	1.8	-	0.2	0.21	0.04	0.4
C40-C41	0.3	0.5	0.9	1.3	0.7	1.3	1.3	0.7	1.8	1.3	2.4	2.0	2.2	2.3	3.0	4.8	1.1	1.27	0.10	1.7
C43	-	-	-	-	-	-	-	-	-	-	-	-	-	-	-	-	-	-	-	-
C44	-	0.1	0.1	-	0.5	0.2	0.6	0.5	0.6	0.4	2.6	2.3	3.8	4.7	6.0	10.7	0.7	1.05	0.11	1.5
C45	-	-	-	-	-	-	-	-	-	-	-	-	-	-	-	-	-	-	-	-
C46	-	-	-	-	-	-	-	-	-	-	-	-	-	-	-	-	-	-	-	-
C47+C49	0.4	0.3	0.3	0.3	0.7	0.8	0.7	0.9	1.5	2.2	2.6	2.3	3.8	1.6	3.0	2.4	0.9	1.10	0.10	2.1
C50	-	-	-	0.4	1.5	5.8	12.3	23.6	50.2	72.5	107.8	116.6	128.0	105.5	102.1	86.5	22.9	32.25	0.58	77.3
C51	-	-	-	0.1	0.1	0.1	0.2	-	0.3	0.1	0.6	1.2	2.6	2.3	3.0	3.0	0.3	0.43	0.07	0.7
C52	-	-	-	0.1	-	0.1	-	0.1	0.2	1.2	1.5	0.3	2.2	3.5	0.6	1.8	0.3	0.43	0.07	0.9
C53	-	-	-	0.1	0.6	2.2	4.8	12.4	25.3	41.3	60.8	60.3	88.9	59.8	53.2	37.0	12.4	17.87	0.43	44.3
C54	-	-	-	-	0.1	0.2	0.6	1.3	3.0	5.7	13.9	20.6	26.6	16.4	19.3	13.1	2.7	4.37	0.22	10.2
C55	-	-	-	-	0.1	0.2	0.1	0.4	0.9	1.3	1.9	3.5	3.2	2.0	2.4	3.0	0.5	0.72	0.09	1.7
C56	0.4	-	0.7	0.9	2.0	2.6	3.6	4.8	13.1	19.5	28.0	26.7	39.3	29.7	24.2	21.5	6.4	8.88	0.30	20.3
C57	-	-	-	-	-	-	-	-	0.2	-	0.4	-	0.3	-	0.6	-	-	0.06	0.03	0.2
C58	0.1	-	-	-	-	-	0.1	-	0.2	0.1	-	-	-	0.4	-	-	-	0.05	0.02	0.1
C64	0.7	0.5	0.1	0.1	0.2	0.3	0.2	0.8	1.0	1.0	1.3	2.3	2.6	3.5	5.4	3.0	0.7	0.90	0.09	1.4
C65	-	-	-	-	-	-	-	-	-	-	0.2	-	0.3	-	-	-	-	0.02	0.02	0.1
C66	-	-	-	-	-	0.1	-	-	-	-	-	-	-	-	-	-	-	0.01	0.01	-
C67	0.1	-	-	0.1	0.1	0.1	0.2	0.5	1.6	1.5	5.3	3.5	9.0	9.0	11.5	6.6	1.1	1.65	0.14	3.2
C68	-	-	-	-	-	-	-	0.1	-	-	0.2	-	0.3	-	-	-	-	0.03	0.02	0.1
C69	0.9	0.3	0.1	-	-	-	-	-	0.2	-	0.2	-	0.3	1.2	-	-	0.2	0.21	0.04	0.1
C70-C72	0.4	0.8	0.7	0.7	1.1	1.5	1.1	1.9	3.0	3.5	5.6	3.8	5.4	7.8	7.9	1.2	1.7	2.10	0.14	3.7
C73	-	0.2	0.3	1.1	1.6	2.5	3.8	3.3	2.6	4.7	6.4	4.9	7.0	6.6	5.4	6.0	2.2	2.56	0.15	4.6
C74	0.4	0.1	0.1	-	-	-	0.1	-	0.1	0.3	-	-	-	-	-	-	0.1	0.09	0.03	0.1
C81	0.1	0.4	0.2	0.7	0.8	0.6	0.6	0.7	0.8	1.3	1.5	0.9	1.9	1.6	0.6	1.2	0.6	0.70	0.08	1.1
C82-85,C96	0.1	0.3	0.5	0.5	1.1	0.8	1.3	1.3	3.1	4.1	4.3	7.8	13.1	13.3	19.9	12.5	2.1	2.97	0.18	5.0
C88	-	-	-	-	-	-	-	-	-	-	-	-	-	-	-	-	-	-	-	-
C90	-	0.1	-	0.1	0.1	0.1	0.2	0.3	1.0	2.5	3.0	4.3	7.7	5.9	7.9	8.9	0.9	1.42	0.13	2.8
C91	2.1	1.6	1.1	0.7	0.9	0.6	0.5	0.4	0.9	1.3	2.6	2.3	1.3	2.7	3.0	3.0	1.2	1.37	0.11	1.4
C92-C94	0.7	0.2	0.7	0.5	1.0	1.6	1.7	2.1	2.6	3.2	6.0	3.5	6.1	3.5	4.8	0.6	1.6	1.89	0.13	3.7
C95	0.4	0.3	0.2	0.5	0.2	0.4	0.2	0.3	0.1	0.4	0.6	0.9	0.6	1.6	1.8	0.6	0.4	0.43	0.06	0.5
O&U	0.1	0.2	0.5	0.3	1.1	0.8	1.7	3.1	4.3	6.3	14.8	10.4	24.0	18.4	19.9	22.1	3.3	4.69	0.22	9.5
All	7.4	6.0	6.9	9.2	17.7	27.5	43.5	74.9	147.7	222.8	358.2	373.2	548.6	423.4	471.3	378.8	85.0	121.2	1.12	262.9

**TABLE DEL-5(a): Number (#) and Proportion (%) of Cancers by Site (ICD-10) and Method of Diagnosis: 2006-2007 - Males
Delhi**

ICD-10 -	Site	Clinical		Microscopic		X-Ray / Imaging		DCO		Others		Unknown		Total	
		#	%	#	%	#	%	#	%	#	%	#	%	#	%
C00	Lip	5	6.4	39	50.0	2	2.6	-	-	32	41.0	-	-	78	100.0
C01-C02	Tongue	133	14.3	647	69.4	11	1.2	7	0.8	134	14.4	-	-	932	100.0
C03-C06	Mouth	66	9.9	518	77.5	15	2.2	5	0.7	64	9.6	-	-	668	100.0
C07-C08	Salivary Gland	17	16.8	77	76.2	-	-	-	-	7	6.9	-	-	101	100.0
C09	Tonsil	23	10.7	174	80.9	3	1.4	-	-	15	7.0	-	-	215	100.0
C10	Oth. Oropharynx	21	16.4	94	73.4	1	0.8	-	-	12	9.4	-	-	128	100.0
C11	Nasopharynx	8	11.8	50	73.5	2	2.9	-	-	8	11.8	-	-	68	100.0
C12-C13	Hypopharynx	20	8.7	186	80.9	8	3.5	1	0.4	15	6.5	-	-	230	100.0
C14	Pharynx Unspecified	7	17.1	33	80.5	1	2.4	-	-	-	-	-	-	41	100.0
C15	Oesophagus	53	11.2	342	72.0	9	1.9	7	1.5	64	13.5	-	-	475	100.0
C16	Stomach	38	11.1	245	71.8	14	4.1	-	-	44	12.9	-	-	341	100.0
C17	Small Intestine	-	-	15	62.5	-	-	-	-	9	37.5	-	-	24	100.0
C18	Colon	35	11.7	222	74.0	7	2.3	5	1.7	31	10.3	-	-	300	100.0
C19-C20	Rectum	30	12.6	186	78.2	7	2.9	-	-	15	6.3	-	-	238	100.0
C21	Anus & Anal Canal	8	10.8	55	74.3	2	2.7	-	-	9	12.2	-	-	74	100.0
C22	Liver	19	7.0	221	81.9	7	2.6	-	-	23	8.5	-	-	270	100.0
C23-C24	Gallbladder etc.	67	14.6	280	61.0	37	8.1	3	0.7	72	15.7	-	-	459	100.0
C25	Pancreas	37	20.1	120	65.2	4	2.2	-	-	23	12.5	-	-	184	100.0
C30-C31	Nose, Sinuses etc.	5	14.7	27	79.4	-	-	-	-	2	5.9	-	-	34	100.0
C32	Larynx	96	11.8	575	70.6	23	2.8	9	1.1	111	13.6	-	-	814	100.0
C33-C34	Lung etc.	111	8.1	951	69.2	132	9.6	14	1.0	166	12.1	-	-	1374	100.0
C37-C38	Other Thoracic Organs	7	15.6	27	60.0	1	2.2	-	-	10	22.2	-	-	45	100.0
C40-C41	Bone	21	7.0	241	80.9	4	1.3	1	0.3	31	10.4	-	-	298	100.0
C43	Melanoma of Skin	-	-	1	100.0	-	-	-	-	-	-	-	-	1	100.0
C44	Other Skin	7	4.5	142	91.0	2	1.3	-	-	5	3.2	-	-	156	100.0
C45	Mesothelioma	-	-	-	-	-	-	-	-	-	-	-	-	-	-
C46	Kaposi Sarcoma	-	-	1	100.0	-	-	-	-	-	-	-	-	1	100.0
C47 + C49	Conn. & Soft Tissue	6	3.3	169	93.4	-	-	-	-	6	3.3	-	-	181	100.0
C50	Breast	3	2.2	109	81.3	12	9.0	-	-	10	7.5	-	-	134	100.0
C60	Penis	22	20.6	74	69.2	-	-	-	-	11	10.3	-	-	107	100.0
C61	Prostate	158	16.4	672	69.7	12	1.2	6	0.6	116	12.0	-	-	964	100.0
C62	Testis	9	8.0	100	89.3	-	-	-	-	3	2.7	-	-	112	100.0
C63	Other Male Genital	1	100.0	-	-	-	-	-	-	-	-	-	-	1	100.0
C64	Kidney etc.	5	1.8	248	91.5	3	1.1	-	-	15	5.5	-	-	271	100.0
C65	Renal Pelvis	-	-	3	100.0	-	-	-	-	-	-	-	-	3	100.0
C66	Ureter	-	-	2	66.7	-	-	-	-	1	33.3	-	-	3	100.0
C67	Bladder	102	15.2	420	62.8	17	2.5	2	0.3	128	19.1	-	-	669	100.0
C68	Uns. Urinary Organs	-	-	9	100.0	-	-	-	-	-	-	-	-	9	100.0
C69	Eye	3	6.3	32	66.7	-	-	-	-	13	27.1	-	-	48	100.0
C70-C72	Brain, Nervous System	19	3.8	453	91.0	5	1.0	1	0.2	20	4.0	-	-	498	100.0
C73	Thyroid	15	8.5	137	77.8	1	0.6	-	-	23	13.1	-	-	176	100.0
C74	Adrenal Gland	-	-	13	100.0	-	-	-	-	-	-	-	-	13	100.0
C81	Hodgkins Disease	-	-	263	100.0	-	-	-	-	-	-	-	-	263	100.0
C82-85,C96	NHL	-	-	709	99.4	1	0.1	1	0.1	2	0.3	-	-	713	100.0
C88	Malig Imn.Prol D	-	-	1	100.0	-	-	-	-	-	-	-	-	1	100.0
C90	Multiple Myeloma	-	-	233	100.0	-	-	-	-	-	-	-	-	233	100.0
C91	Lymphoid Leuk.	-	-	444	99.8	-	-	1	0.2	-	-	-	-	445	100.0
C92-C94	Myeloid Leukaemia	-	-	389	99.5	-	-	2	0.5	-	-	-	-	391	100.0
C95	Leukaemia Uns	-	-	114	100.0	-	-	-	-	-	-	-	-	114	100.0
O&U	Other and Uns	85	10.3	646	78.6	10	1.2	9	1.1	69	8.4	3	0.4	822	100.0
	All Sites	1262	9.2	10709	78.1	353	2.6	74	0.5	1319	9.6	3	-	13720	100.0

**TABLE DEL-5(b): Number (#) and Proportion (%) of Cancers by Site (ICD-10) and Method of Diagnosis: 2006-2007 - Females
Delhi**

ICD-10 -	Site	Clinical		Microscopic		X-Ray / Imaging		DCO		Others		Unknown		Total	
		#	%	#	%	#	%	#	%	#	%	#	%	#	%
C00	Lip	2	13.3	5	33.3	-	-	-	-	8	53.3	-	-	15	100.0
C01-C02	Tongue	34	14.7	170	73.3	2	0.9	-	-	26	11.2	-	-	232	100.0
C03-C06	Mouth	25	13.3	140	74.5	4	2.1	1	0.5	18	9.6	-	-	188	100.0
C07-C08	Salivary Gland	8	12.5	48	75.0	1	1.6	-	-	7	10.9	-	-	64	100.0
C09	Tonsil	3	7.0	35	81.4	1	2.3	-	-	4	9.3	-	-	43	100.0
C10	Oth. Oropharynx	2	9.5	16	76.2	2	9.5	-	-	1	4.8	-	-	21	100.0
C11	Nasopharynx	6	18.2	24	72.7	1	3.0	-	-	2	6.1	-	-	33	100.0
C12-C13	Hypopharynx	3	6.1	42	85.7	1	2.0	-	-	3	6.1	-	-	49	100.0
C14	Pharynx Unspecified	1	12.5	7	87.5	-	-	-	-	-	-	-	-	8	100.0
C15	Oesophagus	34	13.2	166	64.3	7	2.7	3	1.2	48	18.6	-	-	258	100.0
C16	Stomach	21	14.6	91	63.2	11	7.6	1	0.7	20	13.9	-	-	144	100.0
C17	Small Intestine	3	14.3	12	57.1	-	-	-	-	6	28.6	-	-	21	100.0
C18	Colon	15	9.5	122	77.2	-	-	2	1.3	19	12.0	-	-	158	100.0
C19-C20	Rectum	23	15.5	103	69.6	7	4.7	-	-	15	10.1	-	-	148	100.0
C21	Anus & Anal Canal	7	19.4	22	61.1	2	5.6	-	-	5	13.9	-	-	36	100.0
C22	Liver	15	8.8	133	77.8	5	2.9	1	0.6	17	9.9	-	-	171	100.0
C23-C24	Gallbladder etc.	118	13.5	511	58.5	75	8.6	8	0.9	161	18.4	-	-	873	100.0
C25	Pancreas	16	19.0	46	54.8	7	8.3	2	2.4	13	15.5	-	-	84	100.0
C30-C31	Nose, Sinuses etc.	2	10.5	12	63.2	2	10.5	-	-	3	15.8	-	-	19	100.0
C32	Larynx	14	12.6	77	69.4	3	2.7	2	1.8	15	13.5	-	-	111	100.0
C33-C34	Lung etc.	32	9.2	239	69.1	32	9.2	6	1.7	37	10.7	-	-	346	100.0
C37-C38	Other Thoracic Organs	2	8.3	16	66.7	1	4.2	-	-	5	20.8	-	-	24	100.0
C40-C41	Bone	13	7.6	141	82.9	-	-	-	-	16	9.4	-	-	170	100.0
C43	Melanoma of Skin	-	-	-	-	-	-	-	-	-	-	-	-	-	-
C44	Other Skin	5	4.6	98	89.9	-	-	-	-	6	5.5	-	-	109	100.0
C45	Mesothelioma	-	-	-	-	-	-	-	-	-	-	-	-	-	-
C46	Kaposi Sarcoma	-	-	-	-	-	-	-	-	-	-	-	-	-	-
C47+C49	Conn. & Soft Tissue	-	-	131	96.3	-	-	-	-	5	3.7	-	-	136	100.0
C50	Breast	104	3.1	2660	78.3	434	12.8	5	0.1	195	5.7	-	-	3398	100.0
C51	Vulva	8	20.0	28	70.0	1	2.5	-	-	3	7.5	-	-	40	100.0
C52	Vagina	7	16.7	32	76.2	-	-	-	-	3	7.1	-	-	42	100.0
C53	Cervix Uteri	424	23.1	1241	67.6	36	2.0	7	0.4	128	7.0	-	-	1836	100.0
C54	Corpus Uteri	40	9.8	338	82.8	9	2.2	1	0.2	20	4.9	-	-	408	100.0
C55	Uterus Unspecified	9	12.5	53	73.6	2	2.8	-	-	8	11.1	-	-	72	100.0
C56	Ovary etc.	94	9.8	672	70.2	52	5.4	8	0.8	131	13.7	-	-	957	100.0
C57	Other Female Genital	-	-	3	50.0	1	16.7	-	-	2	33.3	-	-	6	100.0
C58	Placenta	1	16.7	2	33.3	-	-	-	-	3	50.0	-	-	6	100.0
C64	Kidney etc.	4	4.0	95	94.1	-	-	-	-	2	2.0	-	-	101	100.0
C65	Renal Pelvis	-	-	2	100.0	-	-	-	-	-	-	-	-	2	100.0
C66	Ureter	-	-	-	-	-	-	-	-	1	100.0	-	-	1	100.0
C67	Bladder	20	12.8	98	62.8	2	1.3	-	-	36	23.1	-	-	156	100.0
C68	Uns.Urinary Organs	-	-	2	50.0	2	50.0	-	-	-	-	-	-	4	100.0
C69	Eye	-	-	23	92.0	-	-	-	-	2	8.0	-	-	25	100.0
C70-C72	Brain, Nervous System	10	3.9	230	89.1	2	0.8	-	-	16	6.2	-	-	258	100.0
C73	Thyroid	36	10.9	250	76.0	1	0.3	-	-	42	12.8	-	-	329	100.0
C74	Adrenal Gland	-	-	11	91.7	-	-	-	-	1	8.3	-	-	12	100.0
C81	Hodgkins Disease	-	-	93	98.9	-	-	-	-	1	1.1	-	-	94	100.0
C82-85,C96	NHL	1	0.3	312	99.7	-	-	-	-	-	-	-	-	313	100.0
C88	Malig Imn.Prol D	-	-	-	-	-	-	-	-	-	-	-	-	-	-
C90	Multiple Myeloma	-	-	133	99.3	1	0.7	-	-	-	-	-	-	134	100.0
C91	Lymphoid Leuk.	-	-	179	100.0	-	-	-	-	-	-	-	-	179	100.0
C92-C94	Myeloid Leukaemia	-	-	242	100.0	-	-	-	-	-	-	-	-	242	100.0
C95	Leukaemia Uns	-	-	54	100.0	-	-	-	-	-	-	-	-	54	100.0
O&U	Other and Uns	57	11.8	377	78.1	3	0.6	1	0.2	44	9.1	1	0.2	483	100.0
	All Sites	1219	9.7	9537	75.6	710	5.6	48	0.4	1,098.0	8.7	1	-	12613	100.0

TABLE DEL-6(a): Number (#) and Proportion (%) of Cancers by Site (ICD-10) and Detailed Microscopic Diagnosis: 2006-2007 - Males : Delhi

ICD-10 -	Site	Pri. Hist		Sec. Hist		Cytology		Blood Film		Bone Marrow		Others		Total	
		#	%	#	%	#	%	#	%	#	%	#	%	#	%
C00	Lip	35	44.9	-	-	4	5.1	-	-	-	-	39	50.0	78	100.0
C01-C02	Tongue	601	64.5	-	-	46	4.9	-	-	-	-	285	30.6	932	100.0
C03-C06	Mouth	490	73.4	-	-	28	4.2	-	-	-	-	150	22.5	668	100.0
C07-C08	Salivary Gland	65	64.4	-	-	12	11.9	-	-	-	-	24	23.8	101	100.0
C09	Tonsil	164	76.3	-	-	10	4.7	-	-	-	-	41	19.1	215	100.0
C10	Oth. Oropharynx	87	68.0	-	-	7	5.5	-	-	-	-	34	26.6	128	100.0
C11	Nasopharynx	41	60.3	-	-	9	13.2	-	-	-	-	18	26.5	68	100.0
C12-C13	Hypopharynx	168	73.0	-	-	18	7.8	-	-	-	-	44	19.1	230	100.0
C14	Pharynx Unspecified	30	73.2	-	-	3	7.3	-	-	-	-	8	19.5	41	100.0
C15	Oesophagus	304	64.0	-	-	38	8.0	-	-	-	-	133	28.0	475	100.0
C16	Stomach	198	58.1	-	-	47	13.8	-	-	-	-	96	28.2	341	100.0
C17	Small Intestine	12	50.0	-	-	3	12.5	-	-	-	-	9	37.5	24	100.0
C18	Colon	199	66.3	-	-	23	7.7	-	-	-	-	78	26.0	300	100.0
C19-C20	Rectum	172	72.3	-	-	14	5.9	-	-	-	-	52	21.8	238	100.0
C21	Anus & Anal Canal	54	73.0	-	-	1	1.4	-	-	-	-	19	25.7	74	100.0
C22	Liver	195	72.2	-	-	26	9.6	-	-	-	-	49	18.1	270	100.0
C23-C24	Gallbladder etc.	212	46.2	-	-	68	14.8	-	-	-	-	179	39.0	459	100.0
C25	Pancreas	85	46.2	-	-	35	19.0	-	-	-	-	64	34.8	184	100.0
C30-C31	Nose, Sinuses etc.	25	73.5	-	-	2	5.9	-	-	-	-	7	20.6	34	100.0
C32	Larynx	542	66.6	-	-	33	4.1	-	-	-	-	239	29.4	814	100.0
C33-C34	Lung etc.	691	50.3	1	0.1	259	18.9	-	-	-	-	423	30.8	1374	100.0
C37-C38	Other Thoracic Organs	24	53.3	-	-	3	6.7	-	-	-	-	18	40.0	45	100.0
C40-C41	Bone	226	75.8	-	-	14	4.7	-	-	1	0.3	57	19.1	298	100.0
C43	Melanoma of Skin	-	-	-	-	1	100.0	-	-	-	-	-	-	1	100.0
C44	Other Skin	134	85.9	-	-	8	5.1	-	-	-	-	14	9.0	156	100.0
C45	Mesothelioma	-	-	-	-	-	-	-	-	-	-	-	-	-	-
C46	Kaposi Sarcoma	1	100.0	-	-	-	-	-	-	-	-	-	-	1	100.0
C47 + C49	Conn. & Soft Tissue	158	87.3	-	-	11	6.1	-	-	-	-	12	6.6	181	100.0
C50	Breast	79	59.0	-	-	30	22.4	-	-	-	-	25	18.7	134	100.0
C60	Penis	71	66.4	-	-	3	2.8	-	-	-	-	33	30.8	107	100.0
C61	Prostate	570	59.1	1	0.1	101	10.5	-	-	-	-	292	30.3	964	100.0
C62	Testis	90	80.4	-	-	10	8.9	-	-	-	-	12	10.7	112	100.0
C63	Other Male Genital	-	-	-	-	-	-	-	-	-	-	1	100.0	1	100.0
C64	Kidney etc.	213	78.6	-	-	35	12.9	-	-	-	-	23	8.5	271	100.0
C65	Renal Pelvis	3	100.0	-	-	-	-	-	-	-	-	-	-	3	100.0
C66	Ureter	2	66.7	-	-	-	-	-	-	-	-	1	33.3	3	100.0
C67	Bladder	406	60.7	-	-	14	2.1	-	-	-	-	249	37.2	669	100.0
C68	Uns. Urinary Organs	8	88.9	-	-	1	11.1	-	-	-	-	-	-	9	100.0
C69	Eye	29	60.4	-	-	3	6.3	-	-	-	-	16	33.3	48	100.0
C70-C72	Brain, Nervous System	449	90.2	-	-	4	0.8	-	-	-	-	45	9.0	498	100.0
C73	Thyroid	122	69.3	-	-	15	8.5	-	-	-	-	39	22.2	176	100.0
C74	Adrenal Gland	13	100.0	-	-	-	-	-	-	-	-	-	-	13	100.0
C81	Hodgkins Disease	261	99.2	-	-	1	0.4	-	-	1	0.4	-	-	263	100.0
C82-85,C96	NHL	702	98.5	-	-	1	0.1	-	-	6	0.8	4	0.6	713	100.0
C88	Malig Imn.Prol D	1	100.0	-	-	-	-	-	-	-	-	-	-	1	100.0
C90	Multiple Myeloma	8	3.4	-	-	-	-	-	-	225	96.6	-	-	233	100.0
C91	Lymphoid Leuk.	4	0.9	-	-	-	-	3	0.7	437	98.2	1	0.2	445	100.0
C92-C94	Myeloid Leukaemia	5	1.3	-	-	-	-	-	-	384	98.2	2	0.5	391	100.0
C95	Leukaemia Uns	-	-	-	-	-	-	1	0.9	113	99.1	-	-	114	100.0
O&U	Other and Uns	191	23.2	364	44.3	91	11.1	-	-	-	-	176	21.4	822	100.0
	All Sites	8140	59.3	366	2.7	1032	7.5	4	-	1167	8.5	3011	21.9	13720	100.0

TABLE DEL-6(b): Number (#) and Proportion (%) of Cancers by Site (ICD-10) and Detailed Microscopic Diagnosis: 2006-2007 - Females : Delhi

ICD-10	Site	Pri. Hist		Sec. Hist		Cytology		Blood Film		Bone Marrow		Others		Total	
		#	%	#	%	#	%	#	%	#	%	#	%	#	%
C00	Lip	4	26.7	-	-	1	6.7	-	-	-	-	10	66.7	15	100.0
C01-C02	Tongue	161	69.4	-	-	9	3.9	-	-	-	-	62	26.7	232	100.0
C03-C06	Mouth	136	72.3	-	-	4	2.1	-	-	-	-	48	25.5	188	100.0
C07-C08	Salivary Gland	42	65.6	1	1.6	5	7.8	-	-	-	-	16	25.0	64	100.0
C09	Tonsil	34	79.1	-	-	1	2.3	-	-	-	-	8	18.6	43	100.0
C10	Oth. Oropharynx	15	71.4	-	-	1	4.8	-	-	-	-	5	23.8	21	100.0
C11	Nasopharynx	20	60.6	-	-	4	12.1	-	-	-	-	9	27.3	33	100.0
C12-C13	Hypopharynx	41	83.7	-	-	1	2.0	-	-	-	-	7	14.3	49	100.0
C14	Pharynx Unspecified	7	87.5	-	-	-	-	-	-	-	-	1	12.5	8	100.0
C15	Oesophagus	161	62.4	-	-	5	1.9	-	-	-	-	92	35.7	258	100.0
C16	Stomach	83	57.6	-	-	8	5.6	-	-	-	-	53	36.8	144	100.0
C17	Small Intestine	11	52.4	-	-	1	4.8	-	-	-	-	9	42.9	21	100.0
C18	Colon	105	66.5	-	-	17	10.8	-	-	-	-	36	22.8	158	100.0
C19-C20	Rectum	94	63.5	-	-	9	6.1	-	-	-	-	45	30.4	148	100.0
C21	Anus & Anal Canal	22	61.1	-	-	-	-	-	-	-	-	14	38.9	36	100.0
C22	Liver	109	63.7	4	2.3	20	11.7	-	-	-	-	38	22.2	171	100.0
C23-C24	Gallbladder etc.	360	41.2	-	-	151	17.3	-	-	-	-	362	41.5	873	100.0
C25	Pancreas	40	47.6	-	-	6	7.1	-	-	-	-	38	45.2	84	100.0
C30-C31	Nose, Sinuses etc.	11	57.9	-	-	1	5.3	-	-	-	-	7	36.8	19	100.0
C32	Larynx	70	63.1	-	-	7	6.3	-	-	-	-	34	30.6	111	100.0
C33-C34	Lung etc.	163	47.1	-	-	76	22.0	-	-	-	-	107	30.9	346	100.0
C37-C38	Other Thoracic Organs	13	54.2	-	-	3	12.5	-	-	-	-	8	33.3	24	100.0
C40-C41	Bone	135	79.4	-	-	6	3.5	-	-	-	-	29	17.1	170	100.0
C43	Melanoma of Skin	-	-	-	-	-	-	-	-	-	-	-	-	-	-
C44	Other Skin	91	83.5	-	-	7	6.4	-	-	-	-	11	10.1	109	100.0
C45	Mesothelioma	-	-	-	-	-	-	-	-	-	-	-	-	-	-
C46	Kaposi Sarcoma	-	-	-	-	-	-	-	-	-	-	-	-	-	-
C47 + C49	Conn. & Soft Tissue	125	91.9	-	-	6	4.4	-	-	-	-	5	3.7	136	100.0
C50	Breast	1896	55.8	1	-	763	22.5	-	-	-	-	738	21.7	3398	100.0
C51	Vulva	28	70.0	-	-	-	-	-	-	-	-	12	30.0	40	100.0
C52	Vagina	30	71.4	-	-	2	4.8	-	-	-	-	10	23.8	42	100.0
C53	Cervix Uteri	1199	65.3	-	-	42	2.3	-	-	-	-	595	32.4	1836	100.0
C54	Corpus Uteri	324	79.4	-	-	14	3.4	-	-	-	-	70	17.2	408	100.0
C55	Uterus Unspecified	50	69.4	-	-	3	4.2	-	-	-	-	19	26.4	72	100.0
C56	Ovary etc.	573	59.9	1	0.1	98	10.2	-	-	-	-	285	29.8	957	100.0
C57	Other Female Genital	3	50.0	-	-	-	-	-	-	-	-	3	50.0	6	100.0
C58	Placenta	2	33.3	-	-	-	-	-	-	-	-	4	66.7	6	100.0
C64	Kidney etc.	84	83.2	-	-	11	10.9	-	-	-	-	6	5.9	101	100.0
C65	Renal Pelvis	2	100.0	-	-	-	-	-	-	-	-	-	-	2	100.0
C66	Ureter	-	-	-	-	-	-	-	-	-	-	1	100.0	1	100.0
C67	Bladder	94	60.3	-	-	4	2.6	-	-	-	-	58	37.2	156	100.0
C68	Uns.Urinary Organs	2	50.0	-	-	-	-	-	-	-	-	2	50.0	4	100.0
C69	Eye	23	92.0	-	-	-	-	-	-	-	-	2	8.0	25	100.0
C70-C72	Brain, Nervous System	227	88.0	-	-	3	1.2	-	-	-	-	28	10.9	258	100.0
C73	Thyroid	223	67.8	-	-	27	8.2	-	-	-	-	79	24.0	329	100.0
C74	Adrenal Gland	9	75.0	-	-	2	16.7	-	-	-	-	1	8.3	12	100.0
C81	Hodgkins Disease	92	97.9	-	-	1	1.1	-	-	-	-	1	1.1	94	100.0
C82-85,C96	NHL	306	97.8	-	-	1	0.3	-	-	5	1.6	1	0.3	313	100.0
C88	Malignant Imm.Prol D	-	-	-	-	-	-	-	-	-	-	-	-	-	-
C90	Multiple Myeloma	4	3.0	-	-	-	-	-	-	129	96.3	1	0.7	134	100.0
C91	Lymphoid Leuk.	2	1.1	-	-	-	-	1	0.6	176	98.3	-	-	179	100.0
C92-C94	Myeloid Leukaemia	2	0.8	-	-	-	-	-	-	240	99.2	-	-	242	100.0
C95	Leukaemia Uns	1	1.9	-	-	-	-	-	-	53	98.1	-	-	54	100.0
O&U	Other and Uns	100	20.7	216	44.7	60	12.4	-	-	1	0.2	106	21.9	483	100.0
	All Sites	7329	58.1	223	1.8	1380	10.9	1	-	604	4.8	3076	24.4	12613	100.0

**TABLE DEL-7(a): Number of Cancer Deaths by Five Year Age Group and Site (ICD-10):
2006-2007 - Males**

% = Relative Proportion of Cancers of All Sites

Delhi

ICD-10	Site	0-4	5-9	10-14	15-19	20-24	25-29	30-34	35-39	40-44	45-49	50-54	55-59	60-64	65-69	70-74	75+	Unkn	Total	%
C00	Lip	-	-	-	-	-	-	-	-	-	-	-	-	-	2	-	-	-	2	0.12
C01-C02	Tongue	-	-	-	-	-	3	4	5	6	9	13	8	7	9	7	5	1	77	4.76
C03-C06	Mouth	-	-	-	-	-	-	2	3	4	6	7	3	8	3	3	5	-	44	2.72
C07-C08	Salivary Gland	-	-	-	-	-	-	-	-	-	-	-	2	-	1	-	-	-	3	0.19
C09	Tonsil	-	-	1	-	-	-	-	2	2	1	3	1	-	4	2	1	-	17	1.05
C10	Oth. Oropharynx	-	-	-	-	-	-	-	-	1	3	3	2	2	-	2	-	-	13	0.80
C11	Nasopharynx	-	-	2	-	-	-	-	-	-	1	-	1	-	-	-	1	1	6	0.37
C12-C13	Hypopharynx	-	-	-	-	-	-	-	-	-	3	-	4	2	1	2	3	-	15	0.93
C14	Pharynx Unspecified	-	-	-	-	-	-	-	-	1	1	5	-	-	1	1	-	-	9	0.56
C15	Oesophagus	-	-	-	-	1	2	-	2	5	9	16	7	11	5	7	7	3	75	4.64
C16	Stomach	-	-	-	-	-	1	1	-	2	1	6	5	9	5	5	5	1	41	2.54
C17	Small Intestine	-	-	-	-	-	-	-	-	-	-	-	1	1	1	-	-	-	3	0.19
C18	Colon	-	-	-	-	-	2	1	-	4	5	4	4	1	7	5	5	1	39	2.41
C19-C20	Rectum	-	-	-	-	2	1	-	-	1	1	2	2	4	4	3	3	-	23	1.42
C21	Anus & Anal Canal	-	-	-	-	1	-	-	1	-	-	1	-	2	-	2	-	-	7	0.43
C22	Liver	-	-	-	-	-	1	-	3	4	6	7	12	6	6	3	3	1	52	3.22
C23-C24	Gallbladder etc.	-	-	-	-	1	1	1	3	7	6	9	8	14	9	5	7	-	71	4.39
C25	Pancreas	-	-	-	-	1	-	1	1	1	1	9	3	5	4	4	5	-	35	2.16
C30-C31	Nose, Sinuses etc.	-	-	-	-	-	-	-	-	-	-	1	-	1	-	-	-	-	2	0.12
C32	Larynx	-	-	-	-	-	-	1	-	6	7	7	8	13	9	7	6	2	66	4.08
C33-C34	Lung etc.	1	-	-	1	2	4	3	6	10	18	51	40	49	29	26	32	1	273	16.88
C37-C38	Other Thoracic Organs	-	-	-	2	1	-	-	-	1	-	-	-	-	-	1	1	-	6	0.37
C40-C41	Bone	-	-	2	4	3	1	-	2	2	1	1	1	3	-	-	-	-	20	1.24
C43	Melanoma of Skin	-	-	-	-	-	-	-	-	-	-	-	-	-	-	-	-	-	-	-
C44	Other Skin	-	-	-	-	-	-	-	-	-	-	1	-	-	-	1	1	1	4	0.25
C45	Mesothelioma	-	-	-	-	-	-	-	-	-	-	-	-	-	-	-	-	-	-	-
C46	Kaposi Sarcoma	-	-	-	-	-	-	-	-	-	-	-	-	-	-	-	-	-	-	-
C47+C49	Conn. & Soft Tissue	1	1	1	1	1	-	1	-	-	-	2	1	-	1	-	-	-	10	0.62
C50	Breast	-	-	-	1	-	-	-	-	-	1	1	3	2	1	-	-	1	10	0.62
C60	Penis	-	-	-	-	-	-	-	-	1	-	2	-	1	1	-	-	-	5	0.31
C61	Prostate	-	-	-	-	-	-	-	1	-	-	2	5	8	10	12	19	-	57	3.53
C62	Testis	-	-	-	1	2	-	2	1	1	-	-	-	1	1	-	1	-	10	0.62
C63	Other Male Genital	-	-	-	-	-	-	-	-	-	-	-	-	-	-	-	-	-	-	-
C64	Kidney etc.	-	-	-	-	1	-	-	1	-	1	3	1	2	1	2	4	1	17	1.05
C65	Renal Pelvis	-	-	-	-	-	-	-	-	-	-	-	-	-	-	-	-	-	-	-
C66	Ureter	-	-	-	-	-	-	-	-	-	-	-	-	-	-	-	-	-	-	-
C67	Bladder	-	-	-	-	-	-	2	-	2	2	3	1	3	6	8	12	-	39	2.41
C68	Uns. Urinary Organs	-	-	-	-	-	-	-	-	-	-	-	-	-	-	-	-	-	-	-
C69	Eye	1	-	-	-	-	-	-	-	-	-	-	-	-	-	-	-	-	1	0.06
C70-C72	Brain, Nervous System	4	6	4	4	1	1	5	6	8	5	6	7	4	1	2	5	1	70	4.33
C73	Thyroid	-	-	-	-	-	-	-	-	-	2	-	2	1	1	-	2	-	8	0.49
C74	Adrenal Gland	-	-	-	-	-	-	-	-	-	-	-	-	-	-	-	-	-	-	-
C81	Hodgkins Disease	-	2	1	1	-	-	-	-	1	-	2	1	1	1	1	-	-	11	0.68
C82-85,C96	NHL	3	2	2	2	3	7	6	7	8	6	8	7	6	8	6	13	2	96	5.94
C88	Malignant Prol D	-	-	-	-	-	-	-	-	-	-	-	-	-	-	-	-	-	-	-
C90	Multiple Myeloma	-	-	-	1	-	2	1	-	1	5	4	2	3	8	8	6	-	41	2.54
C91	Lymphoid Leuk.	9	5	6	10	6	3	4	4	1	3	4	3	2	6	4	6	-	76	4.70
C92-C94	Myeloid Leukaemia	5	3	7	7	7	7	7	7	6	9	11	4	9	2	8	4	3	106	6.56
C95	Leukaemia Uns	4	1	3	5	2	1	4	-	1	2	2	-	2	2	-	3	1	33	2.04
O&U	Other and Uns	3	-	-	1	2	3	5	4	12	9	19	12	14	16	11	10	3	124	7.67
	All Sites	31	20	29	41	37	40	51	59	99	124	215	161	197	166	148	175	24	1617	100.00

**TABLE DEL-7(b): Number of Cancer Deaths by Five Year Age Group and Site (ICD-10):
2006-2007 – Females**

% = Relative Proportion of Cancers of All Sites

Delhi

ICD-10	Site	0-4	5-9	10-14	15-19	20-24	25-29	30-34	35-39	40-44	45-49	50-54	55-59	60-64	65-69	70-74	75+	Unkn	Total	%
C00	Lip	-	-	-	-	-	-	-	-	-	-	-	1	-	-	-	-	-	1	0.08
C01-C02	Tongue	-	-	-	-	-	-	-	-	3	2	6	1	6	3	1	-	-	22	1.85
C03-C06	Mouth	-	-	-	-	-	1	-	-	4	-	1	-	1	4	1	2	-	14	1.17
C07-C08	Salivary Gland	-	-	-	-	-	-	-	-	-	-	-	-	-	-	-	-	-	-	-
C09	Tonsil	-	-	-	-	-	-	-	-	-	-	-	-	-	-	-	-	-	-	-
C10	Oth. Oropharynx	-	-	-	-	-	-	-	-	-	-	-	-	1	1	-	-	-	2	0.17
C11	Nasopharynx	-	-	-	-	-	-	-	-	-	-	-	-	-	-	1	-	-	1	0.08
C12-C13	Hypopharynx	-	-	-	-	-	-	-	-	-	-	-	-	-	-	1	-	-	1	0.08
C14	Pharynx Unspecified	-	-	-	-	-	-	-	-	-	-	-	-	-	-	-	-	-	-	-
C15	Oesophagus	-	-	-	-	-	1	1	1	3	1	7	3	8	5	4	4	-	38	3.19
C16	Stomach	-	-	-	-	-	-	-	1	3	-	1	4	6	2	2	2	-	21	1.76
C17	Small Intestine	-	-	-	-	-	-	-	1	-	-	1	-	-	-	-	-	-	2	0.17
C18	Colon	-	-	-	-	-	1	2	3	1	2	3	-	2	2	2	2	-	20	1.68
C19-C20	Rectum	-	-	-	-	1	2	-	2	2	3	2	1	-	1	1	1	-	16	1.34
C21	Anus & Anal Canal	-	-	-	-	-	-	-	1	-	-	-	-	2	-	-	-	-	3	0.25
C22	Liver	1	-	-	-	1	1	-	-	2	5	3	1	6	3	1	7	1	32	2.68
C23-C24	Gallbladder etc.	-	-	-	-	1	3	-	7	12	18	18	21	21	13	10	11	2	137	11.49
C25	Pancreas	-	-	-	-	-	-	-	1	-	2	1	4	2	1	5	2	1	19	1.59
C30-C31	Nose, Sinuses etc.	-	-	-	-	-	-	-	1	-	-	-	-	-	-	-	-	-	1	0.08
C32	Larynx	-	-	-	-	1	1	1	-	-	2	1	1	6	4	-	2	-	19	1.59
C33-C34	Lung etc.	-	-	-	1	1	2	6	-	6	3	13	4	15	8	11	6	1	77	6.46
C37-C38	Other Thoracic Organs	-	-	-	-	-	-	1	-	2	-	1	-	-	-	-	-	-	4	0.34
C40-C41	Bone	-	1	-	1	1	1	-	-	1	1	3	1	1	-	-	2	-	13	1.09
C43	Melanoma of Skin	-	-	-	-	-	-	-	-	-	-	-	-	-	-	-	-	-	-	-
C44	Other Skin	-	1	-	-	-	-	-	-	1	-	-	-	1	-	2	1	-	6	0.50
C45	Mesothelioma	-	-	-	-	-	-	-	-	-	-	-	-	-	-	-	-	-	-	-
C46	Kaposi Sarcoma	-	-	-	-	-	-	-	-	-	-	-	-	-	-	-	-	-	-	-
C47+C49	Conn. & Soft Tissue	-	-	-	-	-	-	-	2	-	1	-	-	1	-	-	-	-	4	0.34
C50	Breast	-	-	-	-	1	6	3	13	11	32	27	26	21	16	11	12	1	180	15.10
C51	Vulva	-	-	-	-	-	-	-	-	1	-	1	1	-	-	-	-	-	3	0.25
C52	Vagina	-	-	-	-	-	-	-	-	-	-	-	-	-	-	-	-	-	-	-
C53	Cervix Uteri	-	-	-	1	1	2	5	7	10	11	9	13	11	10	4	5	-	89	7.47
C54	Corpus Uteri	-	-	-	-	-	-	-	-	-	-	3	1	7	2	-	1	-	14	1.17
C55	Uterus Unspecified	-	-	-	-	-	1	-	-	-	1	-	1	-	-	-	1	-	4	0.34
C56	Ovary etc.	1	-	-	1	1	5	2	14	13	16	14	17	18	12	6	8	1	129	10.82
C57	Other Female Genital	-	-	-	-	-	-	-	-	-	-	-	-	-	-	-	-	-	-	-
C58	Placenta	-	-	-	-	-	-	-	-	-	-	-	-	-	-	-	-	-	-	-
C64	Kidney etc.	1	2	-	-	-	-	-	1	-	-	-	1	-	-	-	-	-	5	0.42
C65	Renal Pelvis	-	-	-	-	-	-	-	-	-	-	-	-	-	-	-	-	-	-	-
C66	Ureter	-	-	-	-	-	-	-	-	-	-	-	-	-	-	-	-	-	-	-
C67	Bladder	1	-	-	-	-	-	-	-	1	-	2	-	-	2	2	1	-	9	0.76
C68	Uns.Urinary Organs	-	-	-	-	-	-	-	-	-	-	-	-	-	-	-	-	-	-	-
C69	Eye	-	1	-	-	-	-	-	-	-	-	-	-	-	-	-	-	-	1	0.08
C70-C72	Brain, Nervous System	-	1	3	-	2	1	-	2	1	4	3	1	4	3	4	-	-	29	2.43
C73	Thyroid	-	1	-	-	-	-	-	-	1	1	1	1	1	3	-	1	-	10	0.84
C74	Adrenal Gland	1	1	-	-	-	-	-	-	-	-	-	-	-	-	-	-	-	2	0.17
C81	Hodgkins Disease	-	-	-	-	-	-	1	-	2	1	-	-	1	1	-	-	-	6	0.50
C82-85,C96	NHL	-	2	-	-	3	1	1	4	5	3	2	2	8	7	6	4	-	48	4.03
C88	Malig Imn.Prol D	-	-	-	-	-	-	-	-	-	-	-	-	-	-	-	-	-	-	-
C90	Multiple Myeloma	-	1	-	-	-	-	-	-	1	2	3	3	4	6	1	3	-	24	2.01
C91	Lymphoid Leuk.	1	2	4	3	2	3	1	1	1	2	4	1	-	1	2	2	1	31	2.60
C92-C94	Myeloid Leukaemia	3	-	2	4	3	2	5	7	7	9	5	3	4	3	3	-	1	61	5.12
C95	Leukaemia Uns	1	1	2	1	2	-	-	1	-	1	-	-	-	2	1	-	-	12	1.01
O&U	Other and Uns	-	1	1	2	2	2	3	5	9	11	9	6	11	10	5	5	-	82	6.88
	All Sites	10	15	12	14	23	36	32	75	103	134	144	119	169	125	87	85	9	1192	100.00

TABLE DEL-8(a):
Average Annual Age Specific, Crude (CR), Age Adjusted (AAR) (with Standard Error (SE)) and
Truncated (35-64 yrs) (TR) Mortality Rate per 100,000 population: 2006-2007 - Males
Delhi

ICD-10	0-4	5-9	10-14	15-19	20-24	25-29	30-34	35-39	40-44	45-49	50-54	55-59	60-64	65-69	70-74	>75	CR	AAR	SE	TR	
C00	-	-	-	-	-	-	-	-	-	-	-	-	-	0.8	-	-	-	-	0.02	-	
C01-C02	-	-	-	-	-	0.2	0.3	0.4	0.5	1.0	2.1	2.0	2.3	3.7	4.0	2.8	0.4	0.7	0.08	1.3	
C03-C06	-	-	-	-	-	-	0.1	0.2	0.3	0.7	1.1	0.7	2.6	1.2	1.7	2.8	0.2	0.4	0.06	0.9	
C07-C08	-	-	-	-	-	-	-	-	-	-	-	0.5	-	0.4	-	-	-	-	0.02	0.1	
C09	-	-	-	-	-	-	-	0.1	0.2	0.1	0.5	0.2	-	1.7	1.2	0.6	0.1	0.1	0.04	0.2	
C10	-	-	-	-	-	-	-	-	0.1	0.3	0.5	0.5	0.7	-	1.2	-	0.1	0.1	0.03	0.3	
C11	-	-	0.1	-	-	-	-	-	-	0.1	-	0.2	-	-	-	0.6	-	-	0.02	0.1	
C12-C13	-	-	-	-	-	-	-	-	-	0.3	-	1.0	0.7	0.4	1.2	1.7	0.1	0.2	0.04	0.3	
C14	-	-	-	-	-	-	-	-	0.1	0.1	0.8	-	-	0.4	0.6	-	-	0.1	0.03	0.2	
C15	-	-	-	-	0.1	0.1	-	0.1	0.4	1.0	2.5	1.7	3.6	2.1	4.0	3.9	0.4	0.7	0.08	1.4	
C16	-	-	-	-	-	0.1	0.1	-	0.2	0.1	1.0	1.2	3.0	2.1	2.9	2.8	0.2	0.4	0.07	0.8	
C17	-	-	-	-	-	-	-	-	-	-	-	0.2	0.3	0.4	-	-	-	-	0.02	0.1	
C18	-	-	-	-	-	0.1	0.1	-	0.3	0.6	0.6	1.0	0.3	2.9	2.9	2.8	0.2	0.4	0.06	0.5	
C19-C20	-	-	-	-	0.1	0.1	-	-	0.1	0.1	0.3	0.5	1.3	1.7	1.7	1.7	0.1	0.2	0.05	0.3	
C21	-	-	-	-	0.1	-	-	0.1	-	-	0.2	-	0.7	-	1.2	-	-	0.1	0.03	0.1	
C22	-	-	-	-	-	0.1	-	0.2	0.3	0.7	1.1	3.0	2.0	2.5	1.7	1.7	0.3	0.5	0.07	1.1	
C23-C24	-	-	-	-	0.1	0.1	0.1	0.2	0.6	0.7	1.4	2.0	4.6	3.7	2.9	3.9	0.4	0.7	0.09	1.4	
C25	-	-	-	-	0.1	-	0.1	0.1	0.1	0.1	1.4	0.7	1.6	1.7	2.3	2.8	0.2	0.3	0.06	0.6	
C30-C31	-	-	-	-	-	-	-	-	-	-	0.2	-	0.3	-	-	-	-	-	0.02	0.1	
C32	-	-	-	-	-	-	0.1	-	0.5	0.8	1.1	2.0	4.3	3.7	4.0	3.4	0.4	0.6	0.08	1.2	
C33-C34	0.1	-	-	-	0.1	0.2	0.2	0.4	0.9	2.1	8.1	10.0	16.1	12.0	15.0	17.9	1.5	2.7	0.17	5.3	
C37-C38	-	-	-	0.1	0.1	-	-	-	0.1	-	-	-	-	-	-	0.6	0.6	-	-	0.02	-
C40-C41	-	-	0.1	0.2	0.2	0.1	-	0.1	0.2	0.1	0.2	0.2	1.0	-	-	-	0.1	0.1	0.03	0.3	
C43	-	-	-	-	-	-	-	-	-	-	-	-	-	-	-	-	-	-	-	-	-
C44	-	-	-	-	-	-	-	-	-	-	0.2	-	-	-	0.6	0.6	-	-	0.02	-	
C45	-	-	-	-	-	-	-	-	-	-	-	-	-	-	-	-	-	-	-	-	-
C46	-	-	-	-	-	-	-	-	-	-	-	-	-	-	-	-	-	-	-	-	-
C47+C49	0.1	0.1	-	-	0.1	-	0.1	-	-	-	0.3	0.2	-	0.4	-	-	0.1	0.1	0.02	0.1	
C50	-	-	-	-	-	-	-	-	-	0.1	0.2	0.7	0.7	0.4	-	-	0.1	0.1	0.03	0.2	
C60	-	-	-	-	-	-	-	-	0.1	-	0.3	-	0.3	0.4	-	-	-	-	0.02	0.1	
C61	-	-	-	-	-	-	-	0.1	-	-	0.3	1.2	2.6	4.1	6.9	10.6	0.3	0.6	0.09	0.6	
C62	-	-	-	-	0.1	-	0.1	0.1	0.1	-	-	-	0.3	0.4	-	0.6	0.1	0.1	0.02	0.1	
C63	-	-	-	-	-	-	-	-	-	-	-	-	-	-	-	-	-	-	-	-	-
C64	-	-	-	-	0.1	-	-	0.1	-	0.1	0.5	0.2	0.7	0.4	1.2	2.2	0.1	0.2	0.04	0.2	
C65	-	-	-	-	-	-	-	-	-	-	-	-	-	-	-	-	-	-	-	-	-
C66	-	-	-	-	-	-	-	-	-	-	-	-	-	-	-	-	-	-	-	-	-
C67	-	-	-	-	-	-	0.1	-	0.2	0.2	0.5	0.2	1.0	2.5	4.6	6.7	0.2	0.4	0.07	0.3	
C68	-	-	-	-	-	-	-	-	-	-	-	-	-	-	-	-	-	-	-	-	-
C69	0.1	-	-	-	-	-	-	-	-	-	-	-	-	-	-	-	-	-	0.01	-	
C70-C72	0.2	0.3	0.2	0.2	0.1	0.1	0.3	0.4	0.7	0.6	1.0	1.7	1.3	0.4	1.2	2.8	0.4	0.5	0.06	0.9	
C73	-	-	-	-	-	-	-	-	-	0.2	-	0.5	0.3	0.4	-	1.1	-	0.1	0.03	0.2	
C74	-	-	-	-	-	-	-	-	-	-	-	-	-	-	-	-	-	-	-	-	-
C81	-	0.1	-	-	-	-	-	-	0.1	-	0.3	0.2	0.3	0.4	0.6	-	0.1	0.1	0.03	0.1	
C82-85,C96	0.2	0.1	0.1	0.1	0.2	0.4	0.4	0.5	0.7	0.7	1.3	1.7	2.0	3.3	3.5	7.3	0.5	0.8	0.08	1.0	
C88	-	-	-	-	-	-	-	-	-	-	-	-	-	-	-	-	-	-	-	-	-
C90	-	-	-	-	-	0.1	0.1	-	0.1	0.6	0.6	0.5	1.0	3.3	4.6	3.4	0.2	0.4	0.07	0.4	
C91	0.6	0.3	0.3	0.5	0.3	0.2	0.3	0.3	0.1	0.3	0.6	0.7	0.7	2.5	2.3	3.4	0.4	0.5	0.07	0.4	
C92-C94	0.3	0.2	0.3	0.3	0.4	0.4	0.5	0.5	0.5	1.0	1.8	1.0	3.0	0.8	4.6	2.2	0.6	0.7	0.08	1.2	
C95	0.2	0.1	0.1	0.2	0.1	0.1	0.3	-	0.1	0.2	0.3	-	0.7	0.8	-	1.7	0.2	0.2	0.04	0.2	
O&U	0.2	-	-	-	0.1	0.2	0.3	0.3	1.0	1.0	3.0	3.0	4.6	6.6	6.3	5.6	0.7	1.1	0.11	1.9	
All	1.9	1.0	1.4	2.0	1.9	2.3	3.4	4.2	8.6	14.2	34.3	40.1	64.8	68.6	85.2	97.9	8.9	14.7	0.39	24.3	

TABLE DEL-8(b):
Average Annual Age Specific, Crude (CR), Age Adjusted (AAR) (with Standard Error (SE)) and
Truncated (35-64 yrs) (TR) Mortality Rate per 100,000 population: 2006-2007 - Females
Delhi

ICD-10	0-4	5-9	10-14	15-19	20-24	25-29	30-34	35-39	40-44	45-49	50-54	55-59	60-64	65-69	70-74	>75	CR	AAR	SE	TR
C00	-	-	-	-	-	-	-	-	-	-	-	0.3	-	-	-	-	-	-	0.01	-
C01-C02	-	-	-	-	-	-	-	-	0.3	0.3	1.3	0.3	1.9	1.2	0.6	-	0.1	0.2	0.05	0.6
C03-C06	-	-	-	-	-	0.1	-	-	0.5	-	0.2	-	0.3	1.6	0.6	1.2	0.1	0.1	0.04	0.2
C07-C08	-	-	-	-	-	-	-	-	-	-	-	-	-	-	-	-	-	-	-	-
C09	-	-	-	-	-	-	-	-	-	-	-	-	-	-	-	-	-	-	-	-
C10	-	-	-	-	-	-	-	-	-	-	-	-	0.3	0.4	-	-	-	-	0.02	-
C11	-	-	-	-	-	-	-	-	-	-	-	-	-	-	0.6	-	-	-	0.01	-
C12-C13	-	-	-	-	-	-	-	-	-	-	-	-	-	-	0.6	-	-	-	0.01	-
C14	-	-	-	-	-	-	-	-	-	-	-	-	-	-	-	-	-	-	-	-
C15	-	-	-	-	-	0.1	0.1	0.1	0.3	0.1	1.5	0.9	2.6	2.0	2.4	2.4	0.3	0.4	0.07	0.8
C16	-	-	-	-	-	-	-	0.1	0.3	-	0.2	1.2	1.9	0.8	1.2	1.2	0.1	0.2	0.05	0.5
C17	-	-	-	-	-	-	-	0.1	-	-	0.2	-	-	-	-	-	-	-	0.01	0.1
C18	-	-	-	-	-	0.1	0.2	0.3	0.1	0.3	0.6	-	0.6	0.8	1.2	1.2	0.1	0.2	0.04	0.3
C19-C20	-	-	-	-	0.1	0.1	-	0.2	0.2	0.4	0.4	0.3	-	0.4	0.6	0.6	0.1	0.1	0.04	0.3
C21	-	-	-	-	-	-	-	0.1	-	-	-	-	0.6	-	-	-	-	-	0.02	0.1
C22	0.1	-	-	-	0.1	0.1	-	-	0.2	0.7	0.6	0.3	1.9	1.2	0.6	4.2	0.2	0.3	0.06	0.6
C23-C24	-	-	-	-	0.1	0.2	-	0.6	1.4	2.6	3.9	6.1	6.7	5.1	6.0	6.6	0.9	1.4	0.12	3.2
C25	-	-	-	-	-	-	-	0.1	-	0.3	0.2	1.2	0.6	0.4	3.0	1.2	0.1	0.2	0.05	0.3
C30-C31	-	-	-	-	-	-	-	0.1	-	-	-	-	-	-	-	-	-	-	0.01	-
C32	-	-	-	-	0.1	0.1	0.1	-	-	0.3	0.2	0.3	1.9	1.6	-	1.2	0.1	0.2	0.05	0.4
C33-C34	-	-	-	0.1	0.1	0.1	0.5	-	0.7	0.4	2.8	1.2	4.8	3.1	6.6	3.6	0.5	0.8	0.09	1.4
C37-C38	-	-	-	-	-	-	0.1	-	0.2	-	0.2	-	-	-	-	-	-	-	0.02	0.1
C40-C41	-	0.1	-	0.1	0.1	0.1	-	-	0.1	0.1	0.6	0.3	0.3	-	-	1.2	0.1	0.1	0.03	0.2
C43	-	-	-	-	-	-	-	-	-	-	-	-	-	-	-	-	-	-	-	-
C44	-	0.1	-	-	-	-	-	-	0.1	-	-	-	0.3	-	1.2	0.6	-	0.1	0.03	0.1
C45	-	-	-	-	-	-	-	-	-	-	-	-	-	-	-	-	-	-	-	-
C46	-	-	-	-	-	-	-	-	-	-	-	-	-	-	-	-	-	-	-	-
C47+C49	-	-	-	-	-	-	-	0.2	-	0.1	-	-	0.3	-	-	-	-	-	0.02	0.1
C50	-	-	-	-	0.1	0.4	0.2	1.1	1.3	4.7	5.8	7.5	6.7	6.3	6.6	7.2	1.2	1.8	0.14	4.1
C51	-	-	-	-	-	-	-	-	0.1	-	0.2	0.3	-	-	-	-	-	-	0.02	0.1
C52	-	-	-	-	-	-	-	-	-	-	-	-	-	-	-	-	-	-	-	-
C53	-	-	-	0.1	0.1	0.1	0.4	0.6	1.1	1.6	1.9	3.8	3.5	3.9	2.4	3.0	0.6	0.9	0.09	1.9
C54	-	-	-	-	-	-	-	-	-	-	0.6	0.3	2.2	0.8	-	0.6	0.1	0.2	0.05	0.4
C55	-	-	-	-	-	0.1	-	-	-	0.1	-	0.3	-	-	-	0.6	-	-	0.02	0.1
C56	0.1	-	-	0.1	0.1	0.4	0.2	1.2	1.5	2.3	3.0	4.9	5.8	4.7	3.6	4.8	0.9	1.2	0.11	2.8
C57	-	-	-	-	-	-	-	-	-	-	-	-	-	-	-	-	-	-	-	-
C58	-	-	-	-	-	-	-	-	-	-	-	-	-	-	-	-	-	-	-	-
C64	0.1	0.1	-	-	-	-	-	0.1	-	-	-	0.3	-	-	-	-	-	-	0.02	0.1
C65	-	-	-	-	-	-	-	-	-	-	-	-	-	-	-	-	-	-	-	-
C66	-	-	-	-	-	-	-	-	-	-	-	-	-	-	-	-	-	-	-	-
C67	0.1	-	-	-	-	-	-	-	0.1	-	0.4	-	-	0.8	1.2	0.6	0.1	0.1	0.03	0.1
C68	-	-	-	-	-	-	-	-	-	-	-	-	-	-	-	-	-	-	-	-
C69	-	0.1	-	-	-	-	-	-	-	-	-	-	-	-	-	-	-	-	0.01	-
C70-C72	-	0.1	0.2	-	0.1	0.1	-	0.2	0.1	0.6	0.6	0.3	1.3	1.2	2.4	-	0.2	0.3	0.05	0.5
C73	-	0.1	-	-	-	-	-	-	0.1	0.1	0.2	0.3	0.3	1.2	-	0.6	0.1	0.1	0.03	0.2
C74	0.1	0.1	-	-	-	-	-	-	-	-	-	-	-	-	-	-	-	-	0.01	-
C81	-	-	-	-	-	-	0.1	-	0.2	0.1	-	-	0.3	0.4	-	-	-	0.1	0.02	0.1
C82-85,C96	-	0.1	-	-	0.2	0.1	0.1	0.3	0.6	0.4	0.4	0.6	2.6	2.7	3.6	2.4	0.3	0.5	0.07	0.7
C88	-	-	-	-	-	-	-	-	-	-	-	-	-	-	-	-	-	-	-	-
C90	-	0.1	-	-	-	-	-	-	0.1	0.3	0.6	0.9	1.3	2.3	0.6	1.8	0.2	0.3	0.06	0.5
C91	0.1	0.1	0.2	0.2	0.1	0.2	0.1	0.1	0.1	0.3	0.9	0.3	-	0.4	1.2	1.2	0.2	0.2	0.05	0.3
C92-C94	0.2	-	0.1	0.3	0.2	0.1	0.4	0.6	0.8	1.3	1.1	0.9	1.3	1.2	1.8	-	0.4	0.5	0.07	1.0
C95	0.1	0.1	0.1	0.1	0.1	-	-	0.1	-	0.1	-	-	-	0.8	0.6	-	0.1	0.1	0.03	-
O&U	-	0.1	0.1	0.1	0.1	0.1	0.2	0.4	1.0	1.6	1.9	1.7	3.5	3.9	3.0	3.0	0.6	0.8	0.09	1.6
All	0.7	0.9	0.7	0.9	1.6	2.5	2.5	6.3	11.7	19.6	30.8	34.5	54.1	48.9	52.6	50.7	8.0	11.8	0.35	23.7

**TABLE DEL-9(a): Cumulative Rate (Cu.Rate%) & Cumulative Risk (Cu.Risk) of individual sites (ICD-10) based on age specific rates (from 0-64 Years and from 0-74 Years) : 2006-2007 - Males
Delhi**

ICD-10	Site	0 - 64 Years		0 - 74 Years	
		Cu. Rate %	Cu. Risk	Cu. Rate%	Cu. Risk
C00	Lip	0.05	0.05	0.09	0.09
C01-C02	Tongue	0.63	0.63	1.03	1.04
C03-C06	Mouth	0.44	0.44	0.65	0.65
C07-C08	Salivary Gland	0.06	0.06	0.10	0.10
C09	Tonsil	0.15	0.15	0.25	0.26
C10	Oth. Oropharynx	0.09	0.09	0.15	0.15
C11	Nasopharynx	0.03	0.03	0.05	0.05
C12-C13	Hypopharynx	0.15	0.15	0.31	0.31
C14	Pharynx Unspecified	0.03	0.03	0.05	0.05
C15	Oesophagus	0.32	0.32	0.57	0.58
C16	Stomach	0.21	0.21	0.42	0.42
C17	Small Intestine	0.02	0.02	0.02	0.02
C18	Colon	0.16	0.16	0.32	0.32
C19-C20	Rectum	0.15	0.14	0.24	0.24
C21	Anus & Anal Canal	0.05	0.05	0.08	0.08
C22	Liver	0.18	0.17	0.31	0.31
C23-C24	Gallbladder etc.	0.29	0.29	0.49	0.50
C25	Pancreas	0.12	0.12	0.21	0.21
C30-C31	Nose, Sinuses etc.	0.02	0.02	0.03	0.03
C32	Larynx	0.56	0.56	1.04	1.04
C33-C34	Lung etc.	0.92	0.92	1.75	1.77
C37-C38	Other Thoracic Organs	0.02	0.02	0.05	0.05
C40-C41	Bone	0.14	0.14	0.18	0.18
C43	Melanoma of Skin	0.00	0.00	0.00	0.00
C44	Other Skin	0.08	0.08	0.15	0.15
C45	Mesothelioma	0.00	0.00	0.00	0.00
C46	Kaposi Sarcoma	0.00	0.00	0.00	0.00
C47 + C49	Conn. & Soft Tissue	0.09	0.09	0.12	0.12
C50	Breast	0.10	0.10	0.15	0.15
C60	Penis	0.07	0.07	0.10	0.10
C61	Prostate	0.33	0.33	1.33	1.34
C62	Testis	0.04	0.04	0.05	0.05
C63	Other Male Genital	0.00	0.00	0.00	0.00
C64	Kidney etc.	0.17	0.17	0.29	0.29
C65	Renal Pelvis	0.00	0.00	0.00	0.00
C66	Ureter	0.00	0.00	0.00	0.00
C67	Bladder	0.36	0.36	0.86	0.86
C68	Uns.Urinary Organs	0.00	0.00	0.02	0.02
C69	Eye	0.02	0.02	0.02	0.02
C70-C72	Brain, Nervous System	0.25	0.25	0.35	0.35
C73	Thyroid	0.09	0.09	0.14	0.14
C74	Adrenal Gland	0.01	0.01	0.01	0.01
C81	Hodgkins Disease	0.11	0.11	0.15	0.15
C82-85,C96	NHL	0.33	0.33	0.62	0.63
C88	Malig Imn.Prol D	0.00	0.00	0.00	0.00
C90	Multiple Myeloma	0.14	0.14	0.30	0.30
C91	Lymphoid Leuk.	0.16	0.16	0.26	0.26
C92-C94	Myeloid Leukaemia	0.17	0.17	0.26	0.26
C95	Leukaemia Uns	0.04	0.04	0.05	0.05
O&U *	Other and Uns	0.48	0.48	0.90	0.90
	All Sites	7.82	7.52	14.60	13.59

**TABLE DEL-9(b): Cumulative Rate (Cu.Rate%) & Cumulative Risk (Cu.Risk) of individual sites (ICD-10) based age specific rates (from 0-64 Years and from 0-74 years) : 2006-2007 - Females
Delhi**

ICD-10	Site	0 - 64 Years		0 - 74 Years	
		Cu. Rate %	Cu. Risk	Cu. Rate%	Cu. Risk
C00	Lip	0.01	0.01	0.02	0.02
C01-C02	Tongue	0.18	0.18	0.29	0.29
C03-C06	Mouth	0.15	0.15	0.25	0.25
C07-C08	Salivary Gland	0.04	0.04	0.06	0.06
C09	Tonsil	0.02	0.02	0.05	0.05
C10	Oth. Oropharynx	0.02	0.02	0.02	0.02
C11	Nasopharynx	0.02	0.02	0.03	0.03
C12-C13	Hypopharynx	0.03	0.03	0.06	0.06
C14	Pharynx Unspecified	0.01	0.01	0.01	0.01
C15	Oesophagus	0.18	0.18	0.33	0.33
C16	Stomach	0.12	0.12	0.16	0.16
C17	Small Intestine	0.01	0.01	0.02	0.02
C18	Colon	0.11	0.11	0.20	0.20
C19-C20	Rectum	0.11	0.11	0.15	0.15
C21	Anus & Anal Canal	0.02	0.02	0.04	0.04
C22	Liver	0.12	0.12	0.20	0.20
C23-C24	Gallbladder etc.	0.68	0.67	1.03	1.04
C25	Pancreas	0.06	0.06	0.12	0.12
C30-C31	Nose, Sinuses etc.	0.01	0.01	0.02	0.02
C32	Larynx	0.09	0.09	0.14	0.14
C33-C34	Lung etc.	0.25	0.25	0.46	0.46
C37-C38	Other Thoracic Organs	0.01	0.01	0.03	0.03
C40-C41	Bone	0.08	0.08	0.11	0.11
C43	Melanoma of Skin	0.00	0.00	0.00	0.00
C44	Other Skin	0.06	0.06	0.11	0.11
C45	Mesothelioma	0.00	0.00	0.00	0.00
C46	Kaposi Sarcoma	0.00	0.00	0.00	0.00
C47+C49	Conn. & Soft Tissue	0.08	0.08	0.11	0.11
C50	Breast	2.59	2.56	3.57	3.63
C51	Vulva	0.03	0.03	0.05	0.05
C52	Vagina	0.03	0.03	0.05	0.05
C53	Cervix Uteri	1.48	1.47	2.03	2.05
C54	Corpus Uteri	0.36	0.36	0.54	0.54
C55	Uterus Unspecified	0.06	0.06	0.08	0.08
C56	Ovary etc.	0.71	0.71	0.97	0.98
C57	Other Female Genital	0.00	0.00	0.01	0.01
C58	Placenta	0.00	0.00	0.00	0.00
C64	Kidney etc.	0.06	0.06	0.10	0.10
C65	Renal Pelvis	0.00	0.00	0.00	0.00
C66	Ureter	0.00	0.00	0.00	0.00
C67	Bladder	0.11	0.11	0.21	0.21
C68	Uns.Urinary Organs	0.00	0.00	0.00	0.00
C69	Eye	0.01	0.01	0.02	0.02
C70-C72	Brain, Nervous System	0.15	0.15	0.23	0.23
C73	Thyroid	0.19	0.19	0.25	0.25
C74	Adrenal Gland	0.01	0.01	0.01	0.01
C81	Hodgkins Disease	0.05	0.05	0.06	0.06
C82-C85,C96	NHL	0.19	0.19	0.36	0.36
C88	Malig Imn.Prol D	0.00	0.00	0.00	0.00
C90	Multiple Myeloma	0.10	0.10	0.17	0.17
C91	Lymphoid Leuk.	0.08	0.08	0.11	0.11
C92-C94	Myeloid Leukaemia	0.15	0.15	0.19	0.19
C95	Leukaemia Uns	0.03	0.03	0.04	0.04
O&U *	Other and Uns	0.34	0.34	0.53	0.53
	All Sites	9.22	8.81	13.69	12.80

POPULATION BASED CANCER REGISTRY, MUMBAI

Indian Cancer Society, Mumbai

Dr A.P. Kurkure, Principal Investigator

Dr B.B. Yeole, Director and Co-Investigator

The Mumbai Cancer Registry was established in June 1963 as a unit of the Indian Cancer Society at Mumbai, with the aim of obtaining reliable morbidity and mortality data on cancer from a precisely defined urban population (Greater Mumbai). The actual compilation of the data began in 1964. Until then, registration of cancer cases in a population had not been undertaken in India. Initially the registry functioned in collaboration with Biometry Branch of the National Cancer Institute of USA and also received financial support from the branch till 1975. From 1976 to 1980 financial support was received from the Departments of Science and Technology, Government of India and the Indian Cancer Society. Since 1981-82, the registry became part of the National Cancer Registry Programme under the Indian Council of Medical Research.

The registry covers the resident population of Greater Mumbai, occupying an area of 603 square kilometres. At the 2001 census 11,914,398 persons were recorded (65,77,902 males and 53,36,496 females). Greater Mumbai is the only district in India, having cent percent urban population. It is the industrial heart of India and has a multi-religious and multi-lingual population, representing every state in the Union, approximately 67.4% being Hindus, 18.6% Muslims, 3.7% Christians, 5.2% Neo-Buddhists, 3.6% Jains, 0.6% Parsis (Zoroastrians) and 0.5% Sikhs.

Information is obtained on all cancer patients diagnosed in over 150 hospitals and nursing homes, which are under the care of specialists, i.e. surgeons, physicians, pathologists, radiologists and gynaecologists. The major source of the data is the Tata Memorial Centre, which is a Regional Cancer Centre and postgraduate teaching hospital. The city has seven medical colleges. The diagnosis and treatment of cancer is centralized in certain hospitals. Cancer surgery is undertaken in the bigger hospitals and well-equipped private nursing homes. Facilities for Cobalt-69 therapy are available in nine hospitals.

Staff of registry, visit the wards of all collaborating hospitals, at least once a week, to interview each cancer patient as well as those suspected having cancer. All files maintained by various departments of these hospitals are also checked. Care is taken to prevent duplication of an entry relating to a patient already registered.

Supplementary information is gleaned from the death records maintained by the Municipal Corporation. This makes it possible to check on missed cases. Every cancer death not traceable to an entry in the files is labelled as unmatched death and is so registered for the corresponding year.

The reliability of data and quality of registration has considerably improved. At present percentages of microscopically confirmed cases is 87.4% and the percentage of cases diagnosed through death certificates also is 5.6%. The ratio of mortality/incidence (M/I) is 49.3%. Registry collects information on multiple cancers as per the guidelines and definition provided by the International Association of Cancer Registries.

Registry publishes yearly reports regularly. The registry has published more than 100 articles in indexed journals and 45 monographs on cancer incidence and mortality. The registry data is also used by public health workers for epidemiologic studies, by government for cancer control programme, by journalists for public education and by medical companies for promotion of their product. Registry records follow-up information for major primary sites for the registered, 1982 onwards.

Staff of Mumbai Cancer Registry

Asst. Programmer	: S.S. Koyande, M.Com	Research Assistant	: K.C. Jadhav, B.A.
Medical Social Worker	: M.J. Rawal, B.A.	Statistical Assistant	: N.G. Shastri, B.Sc.
	S.S. Hirve, B.A.	Computer Assistant	: V.R. Diwate, B.Com.
	G.S. Palav, M.A.	Graduate Assistant	: M.V. Khandekar, B.Sc.
	S.S. Wad, M.A.		R.P. Vagal, B.A.
	P.M. Hate, M.S.W.		A.V. Phadke, M.Sc.
	K.S. Rane, M.S.W.		V.R. Thorat, B.Sc.
	A.S. Virkar	Data Entry Operator	: S.V. Parmar
	M.P. Pagare	Attendant	: R.V. Mhatre
	P.P. Bandekar, B.Com		S.S. Ambekar

Figure MUM-1
Population Pyramid showing Age Distribution: 2006-2007
Mumbai

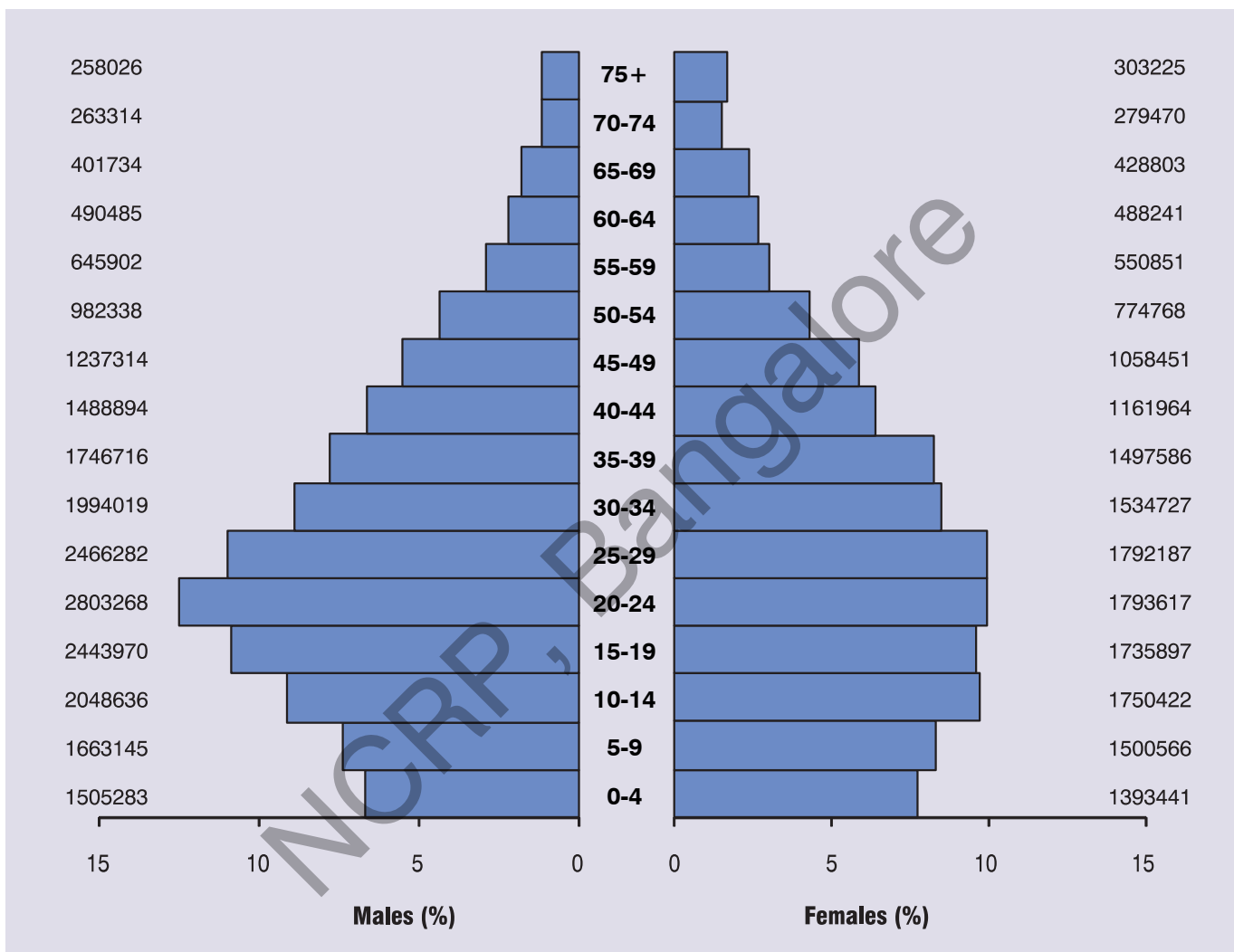


TABLE MUM-1
Population by Five Year Age Group and Gender: 2006-2008
Number and Relative Proportion (%)
Mumbai

Age Group	Males		Females	
	Number	%	Number	%
0-4	1505283	6.7	1393441	7.7
5-9	1663145	7.4	1500566	8.3
10-14	2048636	9.1	1750422	9.7
15-19	2443970	10.9	1735897	9.6
20-24	2803268	12.5	1793617	9.9
25-29	2466282	11.0	1792187	9.9
30-34	1994019	8.9	1534727	8.5
35-39	1746716	7.8	1497586	8.3
40-44	1488894	6.6	1161964	6.4
45-49	1237314	5.5	1058451	5.9
50-54	982338	4.4	774768	4.3
55-59	645902	2.9	550851	3.1
60-64	490485	2.2	488241	2.7
65-69	401734	1.8	428803	2.4
70-74	263314	1.2	279470	1.5
75+	258026	1.1	303225	1.7
Total	22439324	100.0	18044216	100.0

TABLE MUM-2
Main Sources of Registration of Incident Cases of Cancer: 2006-2008
Mumbai

Name of the Institution	Number	%
T.M.H.	9412	28.3
Other Small Hospitals	2266	6.8
Nanavati	2016	6.1
BMC	1844	5.5
K.E.M.	1462	4.4
Cama and Albless	1379	4.1
Private Doctor	1359	4.1
Bombay Hospital	1234	3.7
Jaslok	1168	3.5
Nair	1150	3.5
National	1033	3.1
Breach Candy	812	2.4
L.T.M.G, Sion	807	2.4
S.L. Raheja	775	2.3
Shanti Avedna	667	2.0
Ismail Gen. (Pak)	657	2.0
Holy Family Bandra	498	1.5
Lilavati	465	1.4
J.J.	398	1.2
Bhatia	377	1.1
Saiffee	349	1.1
H.N.	289	0.9
Others	2813	8.5
Total	33230	100.0

1. Institutions listed have registered at least one percent of all cases in the registry for the combined years 2006-2008.
2. The numbers and proportion listed are the minimum number of cases. Institutions could have registered/ reported more cases, since duplicate registrations and non-resident/registry cases are not included.

**TABLE MUM-3(a): Number of Incident Cancers by Five Year Age Group and Site (ICD-10):
2006-2008 – Males**

% = Relative Proportion of Cancers of All Sites

Mumbai

ICD-10	Site	0-4	5-9	10-14	15-19	20-24	25-29	30-34	35-39	40-44	45-49	50-54	55-59	60-64	65-69	70-74	75+	Unkn	Total	%
C00	Lip	-	-	-	-	3	3	3	7	8	11	14	9	8	6	5	3	-	80	0.51
C01-C02	Tongue	-	-	-	1	7	25	40	81	87	90	105	94	81	64	61	68	1	805	5.11
C03-C06	Mouth	-	-	1	1	8	22	40	107	136	174	172	179	151	113	65	78	3	1250	7.94
C07-C08	Salivary Gland	1	-	2	-	1	5	7	4	7	10	7	14	7	13	7	11	1	97	0.62
C09	Tonsil	-	1	-	-	-	1	3	1	7	19	23	25	26	20	10	12	-	148	0.94
C10	Oth. Oropharynx	-	-	-	-	-	-	3	1	6	12	18	16	12	15	10	13	1	107	0.68
C11	Nasopharynx	-	1	3	3	7	4	5	3	1	6	8	4	9	8	9	5	-	76	0.48
C12-C13	Hypopharynx	-	1	-	-	-	1	3	9	13	26	46	54	57	66	60	63	1	400	2.54
C14	Pharynx Unspecified	-	-	-	-	-	-	-	2	3	8	11	15	13	8	12	26	-	98	0.62
C15	Oesophagus	-	-	-	2	1	2	4	12	22	51	87	96	99	115	99	117	-	707	4.49
C16	Stomach	-	3	1	1	3	5	10	15	39	56	67	104	81	110	79	85	-	659	4.19
C17	Small Intestine	-	1	-	-	-	-	1	2	3	8	7	7	13	4	5	8	-	59	0.37
C18	Colon	-	-	-	2	6	9	20	23	42	38	55	66	57	75	65	112	-	570	3.62
C19-C20	Rectum	-	-	1	-	7	12	16	24	32	35	42	51	73	53	46	63	1	456	2.90
C21	Anus & Anal Canal	-	-	-	1	2	1	3	5	5	5	10	8	7	11	4	8	1	71	0.45
C22	Liver	6	2	1	-	3	7	9	15	26	36	68	101	117	106	110	158	1	766	4.87
C23-C24	Gallbladder etc.	-	-	-	1	-	3	7	13	17	22	39	35	47	34	23	33	1	275	1.75
C25	Pancreas	1	2	-	-	2	2	3	6	10	32	47	51	52	55	47	49	-	359	2.28
C30-C31	Nose, Sinuses etc.	1	-	2	1	2	1	1	4	11	10	9	10	7	10	7	11	-	87	0.55
C32	Larynx	-	2	-	-	1	3	5	18	33	63	98	94	123	104	99	118	-	761	4.83
C33-C34	Lung etc.	-	-	-	-	3	8	6	24	46	85	138	172	227	231	183	279	2	1404	8.92
C37-C38	Other Thoracic Organs	-	-	-	1	1	3	1	3	3	6	7	5	2	8	4	7	-	51	0.32
C40-C41	Bone	2	6	21	33	24	15	11	13	4	10	8	12	7	6	11	8	-	191	1.21
C43	Melanoma of Skin	1	1	-	-	-	-	-	2	2	4	2	2	1	-	2	1	-	18	0.11
C44	Other Skin	1	-	1	3	2	9	16	13	19	15	27	30	30	19	19	35	-	239	1.52
C45	Mesothelioma	-	-	-	-	-	-	-	-	-	-	-	-	-	-	-	-	-	-	-
C46	Kaposi Sarcoma	-	-	-	-	-	-	-	-	-	-	-	-	-	-	-	-	-	-	-
C47+C49	Conn. & Soft Tissue	8	9	6	6	10	8	11	9	11	9	16	14	17	10	12	20	-	176	1.12
C50	Breast	-	-	-	-	-	-	8	8	8	9	16	17	13	8	11	15	-	113	0.72
C60	Penis	-	1	-	-	2	2	3	6	7	10	20	15	20	13	7	21	1	128	0.81
C61	Prostate	-	-	-	-	-	-	1	1	6	7	34	72	112	154	207	414	1	1009	6.41
C62	Testis	6	1	1	12	15	26	24	15	13	9	3	-	4	2	1	5	2	139	0.88
C63	Other Male Genital	-	-	-	-	2	-	-	-	-	-	-	1	3	1	1	-	-	8	0.05
C64	Kidney etc.	10	4	1	2	-	2	6	13	17	26	46	45	46	50	41	41	1	351	2.23
C65	Renal Pelvis	-	-	-	-	-	-	-	-	-	-	1	-	1	-	-	-	-	2	0.01
C66	Ureter	-	-	-	-	-	-	-	-	-	-	1	-	2	1	5	-	-	9	0.06
C67	Bladder	-	2	1	-	2	1	4	16	19	30	40	58	95	83	72	143	1	567	3.60
C68	Uns. Urinary Organs	-	-	-	-	-	-	-	-	-	-	-	-	1	3	-	1	-	5	0.03
C69	Eye	7	-	-	-	-	1	1	1	2	-	1	1	-	1	1	-	-	16	0.10
C70-C72	Brain, Nervous System	25	23	34	29	12	33	39	52	45	44	54	51	39	35	29	26	1	571	3.63
C73	Thyroid	-	-	2	2	13	8	8	14	12	24	20	9	12	11	5	9	-	149	0.95
C74	Adrenal Gland	-	1	-	-	2	-	-	2	1	1	1	1	3	1	1	-	-	14	0.09
C81	Hodgkins Disease	2	14	14	11	13	9	4	13	6	8	13	9	14	10	3	17	1	161	1.02
C82-85,C96	NHL	7	14	15	14	21	21	31	48	57	66	88	81	67	94	73	110	2	809	5.14
C88	Malig Imn.Prol D	-	-	-	-	-	-	-	-	-	-	-	1	-	-	-	-	-	1	0.01
C90	Multiple Myeloma	-	2	-	-	1	1	2	5	7	13	21	20	36	25	32	40	-	205	1.30
C91	Lymphoid Leuk.	39	55	35	24	16	16	12	7	9	13	7	7	10	10	16	27	1	304	1.93
C92-C94	Myeloid Leukaemia	7	17	15	14	19	20	19	45	22	35	30	22	16	20	27	27	-	355	2.25
C95	Leukaemia Uns	15	9	13	9	14	2	8	3	7	5	5	6	10	11	7	10	1	135	0.86
O&U	Other and Uns	3	4	3	11	11	11	20	22	48	74	80	104	95	104	76	118	-	784	4.98
	All Sites	142	176	173	184	236	302	418	687	879	1215	1612	1788	1923	1901	1669	2415	25	15745	100.0

* O&U includes the Sites (ICD-10: C26, C39, C48, C75, C76, C77, C78, C79, C80, C97)

**TABLE MUM-3(b): Number of Incident Cancers by Five Year Age Group and Site (ICD-10):
2006-2008 – Females**

% = Relative Proportion of Cancers of All Sites

Mumbai

ICD-10	Site	0-4	5-9	10-14	15-19	20-24	25-29	30-34	35-39	40-44	45-49	50-54	55-59	60-64	65-69	70-74	75+	Unkn	Total	%
C00	Lip	-	-	-	-	-	1	-	3	2	4	4	2	8	2	3	4	-	33	0.19
C01-C02	Tongue	-	-	1	-	2	6	10	19	30	34	41	33	35	35	27	30	-	303	1.73
C03-C06	Mouth	1	1	3	1	2	9	16	19	39	63	64	62	85	71	37	61	2	536	3.07
C07-C08	Salivary Gland	1	3	-	2	2	2	5	5	11	3	10	5	5	2	3	3	-	62	0.35
C09	Tonsil	-	1	-	-	-	-	-	2	4	5	5	4	3	2	-	6	-	32	0.18
C10	Oth. Oropharynx	-	-	-	-	-	-	1	1	5	1	-	3	2	3	2	6	-	24	0.14
C11	Nasopharynx	-	-	1	5	3	2	1	1	2	2	3	2	1	2	2	4	-	31	0.18
C12-C13	Hypopharynx	-	-	-	-	-	2	6	11	9	12	18	16	13	17	11	15	-	130	0.74
C14	Pharynx Unspecified	-	-	-	-	-	-	2	3	3	3	2	2	3	4	6	11	-	39	0.22
C15	Oesophagus	-	-	-	1	2	6	9	19	24	27	46	44	55	55	52	103	1	444	2.54
C16	Stomach	-	-	-	1	3	9	11	13	29	32	32	53	58	49	50	70	-	410	2.34
C17	Small Intestine	-	-	-	-	-	-	1	1	2	4	5	5	6	3	-	9	-	36	0.21
C18	Colon	-	-	1	1	6	8	15	13	24	25	42	41	53	49	50	66	-	394	2.25
C19-C20	Rectum	-	-	1	-	9	11	16	18	26	40	30	37	26	38	33	54	-	339	1.94
C21	Anus & Anal Canal	-	-	1	-	1	4	1	1	2	8	7	5	4	6	4	8	-	52	0.30
C22	Liver	3	1	-	2	1	-	6	12	18	22	29	34	48	47	45	68	-	336	1.92
C23-C24	Gallbladder etc.	-	-	-	-	1	6	9	21	46	54	56	50	57	49	31	69	-	449	2.57
C25	Pancreas	-	-	-	2	2	2	4	4	4	14	18	35	31	27	32	36	-	211	1.21
C30-C31	Nose, Sinuses etc.	1	-	-	1	-	1	1	2	2	3	7	4	4	2	4	9	-	41	0.23
C32	Larynx	-	-	1	1	3	3	2	5	6	9	17	15	14	14	15	24	-	129	0.74
C33-C34	Lung etc.	-	1	-	-	1	3	11	18	28	56	64	62	78	73	68	103	-	566	3.24
C37-C38	Other Thoracic Organs	-	-	-	-	-	-	1	2	1	4	2	7	3	4	2	5	-	31	0.18
C40-C41	Bone	2	-	13	19	9	11	11	14	6	6	7	6	6	6	6	10	-	132	0.75
C43	Melanoma of Skin	-	-	-	-	-	-	-	3	2	-	3	6	2	2	1	5	-	24	0.14
C44	Other Skin	-	-	1	1	3	7	13	11	11	17	17	9	21	23	16	34	-	184	1.05
C45	Mesothelioma	-	-	-	-	-	-	-	-	-	-	-	-	-	-	-	-	-	-	-
C46	Kaposi Sarcoma	-	-	-	-	-	-	-	-	-	-	-	-	-	-	-	-	-	-	-
C47+C49	Conn. & Soft Tissue	5	5	3	7	10	14	9	11	13	9	8	10	14	12	12	11	-	153	0.88
C50	Breast	2	-	2	7	64	170	274	474	541	699	665	579	559	453	335	428	8	5260	30.08
C51	Vulva	-	-	-	-	-	3	1	-	5	4	1	8	9	4	6	9	-	50	0.29
C52	Vagina	1	-	-	-	-	-	-	4	4	12	9	13	10	18	8	18	-	97	0.55
C53	Cervix Uteri	-	-	-	-	5	24	85	137	358	361	330	255	240	206	136	118	3	2258	12.91
C54	Corpus Uteri	-	-	-	-	2	4	10	18	43	54	99	81	104	68	48	31	-	562	3.21
C55	Uterus Unspecified	-	-	-	-	-	-	4	2	7	13	9	7	12	18	11	33	-	116	0.66
C56	Ovary etc.	3	-	11	10	24	46	58	77	94	129	129	124	141	109	76	108	2	1141	6.53
C57	Other Female Genital	-	-	-	-	-	-	-	-	-	2	2	-	1	-	1	1	-	7	0.04
C58	Placenta	-	-	-	-	1	3	2	-	-	-	-	-	-	-	-	-	-	6	0.03
C64	Kidney etc.	5	2	1	1	2	5	5	8	9	17	7	20	10	17	21	23	-	153	0.88
C65	Renal Pelvis	-	-	-	-	-	-	-	-	-	-	-	-	-	-	-	-	-	-	-
C66	Ureter	-	-	-	-	-	-	-	-	-	-	-	2	-	1	1	-	-	4	0.02
C67	Bladder	-	1	-	1	1	1	3	5	8	11	12	16	15	26	19	44	1	164	0.94
C68	Uns. Urinary Organs	-	-	-	-	-	-	-	-	-	-	-	-	-	1	1	-	-	2	0.01
C69	Eye	2	1	-	-	-	-	-	-	-	-	-	-	1	-	-	1	-	5	0.03
C70-C72	Brain, Nervous System	16	17	13	13	14	14	18	26	19	34	30	35	27	27	15	21	-	339	1.94
C73	Thyroid	-	-	2	8	26	36	38	31	39	22	21	23	15	19	24	13	1	318	1.82
C74	Adrenal Gland	1	-	-	-	-	-	-	1	-	-	1	1	2	1	-	1	-	8	0.05
C81	Hodgkins Disease	-	2	3	6	11	6	5	6	3	2	8	9	9	10	7	6	-	93	0.53
C82-85,C96	NHL	7	3	5	4	9	12	15	25	25	36	35	39	57	55	42	70	2	441	2.52
C88	Malig Imn.Prol D	-	-	-	-	-	-	-	-	-	-	-	-	-	-	-	-	-	-	-
C90	Multiple Myeloma	1	-	-	-	1	1	-	3	3	15	19	23	28	23	25	46	2	190	1.09
C91	Lymphoid Leuk.	32	25	19	15	5	7	4	7	8	6	10	7	9	10	12	16	-	192	1.10
C92-C94	Myeloid Leukaemia	3	3	6	14	12	11	13	18	16	27	24	24	13	26	11	25	-	246	1.41
C95	Leukaemia Uns	15	6	4	7	3	5	4	4	6	6	4	5	4	5	2	11	-	91	0.52
O&U	Other and Uns	3	2	3	6	2	10	21	39	42	47	63	72	59	83	55	113	1	621	3.55
	All Sites	104	74	95	136	242	465	721	1117	1579	1954	2015	1895	1960	1777	1368	1960	23	17485	100.0

* O&U includes the Sites (ICD-10: C26, C39, C48, C75, C76, C77, C78, C79, C80, C97)

TABLE MUM-4(a):
Average Annual Age Specific, Crude (CR), Age Adjusted (AAR) (with Standard Error (SE)) and
Truncated (35-64 yrs) (TR) Incidence Rate per 100,000 population: 2006-2008 - Males
Mumbai

ICD-10	0-4	5-9	10-14	15-19	20-24	25-29	30-34	35-39	40-44	45-49	50-54	55-59	60-64	65-69	70-74	>75	CR	AAR	SE	TR
C00	-	-	-	-	0.1	0.1	0.2	0.4	0.5	0.9	1.4	1.4	1.6	1.5	1.9	1.2	0.4	0.44	0.05	1.0
C01-C02	-	-	-	-	0.2	1.0	2.0	4.6	5.8	7.3	10.7	14.6	16.5	15.9	23.2	26.4	3.6	4.54	0.17	9.2
C03-C06	-	-	-	-	0.3	0.9	2.0	6.1	9.1	14.1	17.5	27.7	30.8	28.1	24.7	30.2	5.6	7.14	0.21	16.0
C07-C08	0.1	-	0.1	-	-	0.2	0.4	0.2	0.5	0.8	0.7	2.2	1.4	3.2	2.7	4.3	0.4	0.56	0.06	0.9
C09	-	0.1	-	-	-	-	0.2	0.1	0.5	1.5	2.3	3.9	5.3	5.0	3.8	4.7	0.7	0.94	0.08	2.0
C10	-	-	-	-	-	-	0.2	0.1	0.4	1.0	1.8	2.5	2.4	3.7	3.8	5.0	0.5	0.67	0.07	1.2
C11	-	0.1	0.1	0.1	0.2	0.2	0.3	0.2	0.1	0.5	0.8	0.6	1.8	2.0	3.4	1.9	0.3	0.43	0.05	0.6
C12-C13	-	0.1	-	-	-	-	0.2	0.5	0.9	2.1	4.7	8.4	11.6	16.4	22.8	24.4	1.8	2.70	0.14	4.0
C14	-	-	-	-	-	-	-	0.1	0.2	0.6	1.1	2.3	2.7	2.0	4.6	10.1	0.4	0.67	0.07	1.0
C15	-	-	-	0.1	-	0.1	0.2	0.7	1.5	4.1	8.9	14.9	20.2	28.6	37.6	45.3	3.2	4.77	0.18	7.2
C16	-	0.2	-	-	0.1	0.2	0.5	0.9	2.6	4.5	6.8	16.1	16.5	27.4	30.0	32.9	2.9	4.29	0.17	6.9
C17	-	0.1	-	-	-	-	0.1	0.1	0.2	0.6	0.7	1.1	2.7	1.0	1.9	3.1	0.3	0.38	0.05	0.8
C18	-	-	-	0.1	0.2	0.4	1.0	1.3	2.8	3.1	5.6	10.2	11.6	18.7	24.7	43.4	2.5	3.62	0.16	5.1
C19-C20	-	-	-	-	0.2	0.5	0.8	1.4	2.1	2.8	4.3	7.9	14.9	13.2	17.5	24.4	2.0	2.85	0.14	4.9
C21	-	-	-	-	0.1	-	0.2	0.3	0.3	0.4	1.0	1.2	1.4	2.7	1.5	3.1	0.3	0.42	0.05	0.7
C22	0.4	0.1	-	-	0.1	0.3	0.5	0.9	1.7	2.9	6.9	15.6	23.9	26.4	41.8	61.2	3.4	5.23	0.19	7.3
C23-C24	-	-	-	-	-	0.1	0.4	0.7	1.1	1.8	4.0	5.4	9.6	8.5	8.7	12.8	1.2	1.74	0.11	3.3
C25	0.1	0.1	-	-	0.1	0.1	0.2	0.3	0.7	2.6	4.8	7.9	10.6	13.7	17.8	19.0	1.6	2.38	0.13	3.9
C30-C31	0.1	-	0.1	-	0.1	-	0.1	0.2	0.7	0.8	0.9	1.5	1.4	2.5	2.7	4.3	0.4	0.52	0.06	0.9
C32	-	0.1	-	-	-	0.1	0.3	1.0	2.2	5.1	10.0	14.6	25.1	25.9	37.6	45.7	3.4	5.07	0.19	8.3
C33-C34	-	-	-	-	0.1	0.3	0.3	1.4	3.1	6.9	14.0	26.6	46.3	57.5	69.5	108.1	6.3	9.63	0.26	13.9
C37-C38	-	-	-	-	-	0.1	0.1	0.2	0.2	0.5	0.7	0.8	0.4	2.0	1.5	2.7	0.2	0.30	0.04	0.4
C40-C41	0.1	0.4	1.0	1.4	0.9	0.6	0.6	0.7	0.8	0.8	0.8	1.9	1.4	1.5	4.2	3.1	0.9	0.89	0.07	0.9
C43	0.1	0.1	-	-	-	-	-	0.1	0.1	0.3	0.2	0.3	0.2	-	0.8	0.4	0.1	0.10	0.02	0.2
C44	0.1	-	-	0.1	0.1	0.4	0.8	0.7	1.3	1.2	2.7	4.6	6.1	4.7	7.2	13.6	1.1	1.43	0.10	2.5
C45	-	-	-	-	-	-	-	-	-	-	-	-	-	-	-	-	-	-	-	-
C46	-	-	-	-	-	-	-	-	-	-	-	-	-	-	-	-	-	-	-	-
C47+C49	0.5	0.5	0.3	0.2	0.4	0.3	0.6	0.5	0.7	0.7	1.6	2.2	3.5	2.5	4.6	7.8	0.8	1.00	0.08	1.4
C50	-	-	-	-	-	-	0.4	0.5	0.5	0.7	1.6	2.6	2.7	2.0	4.2	5.8	0.5	0.68	0.07	1.3
C60	-	0.1	-	-	0.1	0.1	0.2	0.3	0.5	0.8	2.0	2.3	4.1	3.2	2.7	8.1	0.6	0.80	0.07	1.5
C61	-	-	-	-	-	-	0.1	0.1	0.4	0.6	3.5	11.1	22.8	38.3	78.6	160.4	4.5	7.53	0.24	5.1
C62	0.4	0.1	-	0.5	0.5	1.1	1.2	0.9	0.9	0.7	0.3	-	0.8	0.5	0.4	1.9	0.6	0.56	0.05	0.6
C63	-	-	-	-	0.1	-	-	-	-	-	-	0.2	0.6	0.2	0.4	-	-	0.05	0.02	0.1
C64	0.7	0.2	-	0.1	-	0.1	0.3	0.7	1.1	2.1	4.7	7.0	9.4	12.4	15.6	15.9	1.6	2.27	0.12	3.6
C65	-	-	-	-	-	-	-	-	-	-	0.1	-	0.2	-	-	-	-	0.01	0.01	-
C66	-	-	-	-	-	-	-	-	-	-	0.1	-	0.4	0.2	1.9	-	-	0.07	0.02	0.1
C67	-	0.1	-	-	0.1	-	0.2	0.9	1.3	2.4	4.1	9.0	19.4	20.7	27.3	55.4	2.5	3.93	0.17	5.2
C68	-	-	-	-	-	-	-	-	-	-	-	-	0.2	0.7	-	0.4	-	0.04	0.02	-
C69	0.5	-	-	-	-	-	0.1	0.1	0.1	-	0.1	0.2	-	0.2	0.4	-	0.1	0.10	0.03	0.1
C70-C72	1.7	1.4	1.7	1.2	0.4	1.3	2.0	3.0	3.0	3.6	5.5	7.9	8.0	8.7	11.0	10.1	2.5	3.02	0.13	4.8
C73	-	-	0.1	0.1	0.5	0.3	0.4	0.8	0.8	1.9	2.0	1.4	2.4	2.7	1.9	3.5	0.7	0.76	0.07	1.5
C74	-	0.1	-	-	0.1	-	-	0.1	0.1	0.1	0.1	0.2	0.6	0.2	0.4	-	0.1	0.08	0.02	0.2
C81	0.1	0.8	0.7	0.5	0.5	0.4	0.2	0.7	0.4	0.6	1.3	1.4	2.9	2.5	1.1	6.6	0.7	0.85	0.07	1.1
C82-85,C96	0.5	0.8	0.7	0.6	0.7	0.9	1.6	2.7	3.8	5.3	9.0	12.5	13.7	23.4	27.7	42.6	3.6	4.80	0.18	7.1
C88	-	-	-	-	-	-	-	-	-	-	-	0.2	-	-	-	-	-	0.01	0.01	-
C90	-	0.1	-	-	-	-	0.1	0.3	0.5	1.1	2.1	3.1	7.3	6.2	12.2	15.5	0.9	1.40	0.10	2.0
C91	2.6	3.3	1.7	1.0	0.6	0.6	0.6	0.4	0.6	1.1	0.7	1.1	2.0	2.5	6.1	10.5	1.4	1.71	0.10	0.9
C92-C94	0.5	1.0	0.7	0.6	0.7	0.8	1.0	2.6	1.5	2.8	3.1	3.4	3.3	5.0	10.3	10.5	1.6	1.85	0.10	2.7
C95	1.0	0.5	0.6	0.4	0.5	0.1	0.4	0.2	0.5	0.4	0.5	0.9	2.0	2.7	2.7	3.9	0.6	0.75	0.07	0.7
O&U	0.2	0.2	0.1	0.5	0.4	0.4	1.0	1.3	3.2	6.0	8.1	16.1	19.4	25.9	28.9	45.7	3.5	4.95	0.18	7.9
All	9.4	10.6	8.4	7.5	8.4	12.2	21.0	39.3	59.0	98.2	164.1	276.8	392.1	473.2	633.8	936.0	70.2	99.1	0.82	150.8

TABLE MUM-4(b):
Average Annual Age Specific, Crude (CR), Age Adjusted (AAR) (with Standard Error (SE)) and
Truncated (35-64 yrs) (TR) Incidence Rate per 100,000 population: 2006-2008 - Females
Mumbai

ICD-10	0-4	5-9	10-14	15-19	20-24	25-29	30-34	35-39	40-44	45-49	50-54	55-59	60-64	65-69	70-74	>75	CR	AAR	SE	TR
C00	-	-	-	-	-	0.1	-	0.2	0.2	0.4	0.5	0.4	1.6	0.5	1.1	1.3	0.2	0.22	0.04	0.5
C01-C02	-	-	0.1	-	0.1	0.3	0.7	1.3	2.6	3.2	5.3	6.0	7.2	8.2	9.7	9.9	1.7	1.93	0.11	3.9
C03-C06	0.1	0.1	0.2	0.1	0.1	0.5	1.0	1.3	3.4	6.0	8.3	11.3	17.4	16.6	13.2	20.1	3.0	3.51	0.15	7.1
C07-C08	0.1	0.2	-	0.1	0.1	0.1	0.3	0.3	0.9	0.3	1.3	0.9	1.0	0.5	1.1	1.0	0.3	0.37	0.05	0.8
C09	-	0.1	-	-	-	-	-	0.1	0.3	0.5	0.6	0.7	0.6	0.5	-	2.0	0.2	0.20	0.04	0.5
C10	-	-	-	-	-	-	0.1	0.1	0.4	0.1	-	0.5	0.4	0.7	0.7	2.0	0.1	0.15	0.03	0.2
C11	-	-	0.1	0.3	0.2	0.1	0.1	0.1	0.2	0.2	0.4	0.4	0.2	0.5	0.7	1.3	0.2	0.18	0.03	0.2
C12-C13	-	-	-	-	-	0.1	0.4	0.7	0.8	1.1	2.3	2.9	2.7	4.0	3.9	4.9	0.7	0.83	0.07	1.6
C14	-	-	-	-	-	-	0.1	0.2	0.3	0.3	0.3	0.4	0.6	0.9	2.1	3.6	0.2	0.25	0.04	0.3
C15	-	-	-	0.1	0.1	0.3	0.6	1.3	2.1	2.6	5.9	8.0	11.3	12.8	18.6	34.0	2.5	2.93	0.14	4.6
C16	-	-	-	0.1	0.2	0.5	0.7	0.9	2.5	3.0	4.1	9.6	11.9	11.4	17.9	23.1	2.3	2.71	0.14	4.7
C17	-	-	-	-	-	-	0.1	0.1	0.2	0.4	0.6	0.9	1.2	0.7	-	3.0	0.2	0.24	0.04	0.5
C18	-	-	0.1	0.1	0.3	0.4	1.0	0.9	2.1	2.4	5.4	7.4	10.9	11.4	17.9	21.8	2.2	2.59	0.13	4.3
C19-C20	-	-	0.1	-	0.5	0.6	1.0	1.2	2.2	3.8	3.9	6.7	5.3	8.9	11.8	17.8	1.9	2.12	0.12	3.6
C21	-	-	0.1	-	0.1	0.2	0.1	0.1	0.2	0.8	0.9	0.9	0.8	1.4	1.4	2.6	0.3	0.33	0.05	0.6
C22	0.2	0.1	-	0.1	0.1	-	0.4	0.8	1.5	2.1	3.7	6.2	9.8	11.0	16.1	22.4	1.9	2.26	0.12	3.5
C23-C24	-	-	-	-	0.1	0.3	0.6	1.4	4.0	5.1	7.2	9.1	11.7	11.4	11.1	22.8	2.5	2.91	0.14	5.9
C25	-	-	-	0.1	0.1	0.1	0.3	0.3	0.3	1.3	2.3	6.4	6.3	6.3	11.5	11.9	1.2	1.44	0.10	2.4
C30-C31	0.1	-	-	0.1	-	0.1	0.1	0.1	0.2	0.3	0.9	0.7	0.8	0.5	1.4	3.0	0.2	0.27	0.04	0.5
C32	-	-	0.1	0.1	0.2	0.2	0.1	0.3	0.5	0.9	2.2	2.7	2.9	3.3	5.4	7.9	0.7	0.84	0.08	1.4
C33-C34	-	0.1	-	-	0.1	0.2	0.7	1.2	2.4	5.3	8.3	11.3	16.0	17.0	24.3	34.0	3.1	3.78	0.16	6.6
C37-C38	-	-	-	-	-	-	0.1	0.1	0.1	0.4	0.3	1.3	0.6	0.9	0.7	1.6	0.2	0.20	0.04	0.4
C40-C41	0.1	-	0.7	1.1	0.5	0.6	0.7	0.9	0.5	0.6	0.9	1.1	1.2	1.4	2.1	3.3	0.7	0.72	0.06	0.8
C43	-	-	-	-	-	-	-	0.2	0.2	-	0.4	1.1	0.4	0.5	0.4	1.6	0.1	0.16	0.03	0.3
C44	-	-	0.1	0.1	0.2	0.4	0.8	0.7	0.9	1.6	2.2	1.6	4.3	5.4	5.7	11.2	1.0	1.15	0.09	1.8
C45	-	-	-	-	-	-	-	-	-	-	-	-	-	-	-	-	-	-	-	-
C46	-	-	-	-	-	-	-	-	-	-	-	-	-	-	-	-	-	-	-	-
C47+C49	0.4	0.3	0.2	0.4	0.6	0.8	0.6	0.7	1.1	0.9	1.0	1.8	2.9	2.8	4.3	3.6	0.8	0.91	0.08	1.3
C50	0.1	-	0.1	0.4	3.6	9.5	17.9	31.7	46.6	66.0	85.8	105.1	114.5	105.6	119.9	141.1	29.2	32.30	0.46	70.1
C51	-	-	-	-	-	0.2	0.1	-	0.4	0.4	0.1	1.5	1.8	0.9	2.1	3.0	0.3	0.33	0.05	0.6
C52	0.1	-	-	-	-	-	-	0.3	0.3	1.1	1.2	2.4	2.0	4.2	2.9	5.9	0.5	0.65	0.07	1.1
C53	-	-	-	-	0.3	1.3	5.5	9.1	30.8	34.1	42.6	46.3	49.2	48.0	48.7	38.9	12.5	14.05	0.30	33.5
C54	-	-	-	-	0.1	0.2	0.7	1.2	3.7	5.1	12.8	14.7	21.3	15.9	17.2	10.2	3.1	3.77	0.16	8.6
C55	-	-	-	-	-	-	0.3	0.1	0.6	1.2	1.2	1.3	2.5	4.2	3.9	10.9	0.6	0.76	0.07	1.0
C56	0.2	-	0.6	0.6	1.3	2.6	3.8	5.1	8.1	12.2	16.7	22.5	28.9	25.4	27.2	35.6	6.3	7.11	0.22	14.2
C57	-	-	-	-	-	-	-	-	-	0.2	0.3	-	0.2	-	0.4	0.3	-	0.05	0.02	0.1
C58	-	-	-	-	0.1	0.2	0.1	-	-	-	-	-	-	-	-	-	-	0.03	0.01	-
C64	0.4	0.1	0.1	0.1	0.1	0.3	0.3	0.5	0.8	1.6	0.9	3.6	2.0	4.0	7.5	7.6	0.8	0.99	0.08	1.4
C65	-	-	-	-	-	-	-	-	-	-	-	-	-	-	-	-	-	-	-	-
C66	-	-	-	-	-	-	-	-	-	-	-	0.4	-	0.2	0.4	-	-	0.03	0.01	-
C67	-	0.1	-	0.1	0.1	0.1	0.2	0.3	0.7	1.0	1.5	2.9	3.1	6.1	6.8	14.5	0.9	1.08	0.09	1.4
C68	-	-	-	-	-	-	-	-	-	-	-	-	-	0.2	0.4	-	-	0.01	0.01	-
C69	0.1	0.1	-	-	-	-	-	-	-	-	-	-	0.2	-	-	0.3	-	0.04	0.02	-
C70-C72	1.1	1.1	0.7	0.7	0.8	0.8	1.2	1.7	1.6	3.2	3.9	6.4	5.5	6.3	5.4	6.9	1.9	2.08	0.12	3.4
C73	-	-	0.1	0.5	1.4	2.0	2.5	2.1	3.4	2.1	2.7	4.2	3.1	4.4	8.6	4.3	1.8	1.74	0.10	2.8
C74	0.1	-	-	-	-	-	-	0.1	-	-	0.1	0.2	0.4	0.2	-	0.3	-	0.06	0.02	0.1
C81	-	0.1	0.2	0.3	0.6	0.3	0.3	0.4	0.3	0.2	1.0	1.6	1.8	2.3	2.5	2.0	0.5	0.56	0.06	0.8
C82-85,C96	0.5	0.2	0.3	0.2	0.5	0.7	1.0	1.7	2.2	3.4	4.5	7.1	11.7	12.8	15.0	23.1	2.4	2.84	0.14	4.5
C88	-	-	-	-	-	-	-	-	-	-	-	-	-	-	-	-	-	-	-	-
C90	0.1	-	-	-	0.1	0.1	-	0.2	0.3	1.4	2.5	4.2	5.7	5.4	8.9	15.2	1.1	1.29	0.09	2.0
C91	2.3	1.7	1.1	0.9	0.3	0.4	0.3	0.5	0.7	0.6	1.3	1.3	1.8	2.3	4.3	5.3	1.1	1.24	0.09	0.9
C92-C94	0.2	0.2	0.3	0.8	0.7	0.6	0.8	1.2	1.4	2.6	3.1	4.4	2.7	6.1	3.9	8.2	1.4	1.47	0.10	2.4
C95	1.1	0.4	0.2	0.4	0.2	0.3	0.3	0.3	0.5	0.6	0.5	0.9	0.8	1.2	0.7	3.6	0.5	0.58	0.06	0.6
O&U	0.2	0.1	0.2	0.3	0.1	0.6	1.4	2.6	3.6	4.4	8.1	13.1	12.1	19.4	19.7	37.3	3.4	3.99	0.16	6.6
All	7.5	4.9	5.4	7.8	13.5	25.9	47.0	74.6	135.9	184.6	260.1	344.0	401.4	414.4	489.5	646.4	96.9	110.4	0.85	214.6

TABLE MUM-5(a): Number (#) and Proportion (%) of Cancers by Site (ICD-10) and Method of Diagnosis: 2006-2008 - Males
Mumbai

ICD-10 -	Site	Clinical		Microscopic		X-Ray / Imaging		DCO		Others		Unknown		Total	
		#	%	#	%	#	%	#	%	#	%	#	%	#	%
C00	Lip	7	8.8	73	91.3	-	-	-	-	-	-	-	-	80	100.0
C01-C02	Tongue	49	6.1	728	90.4	-	-	28	3.5	-	-	-	-	805	100.0
C03-C06	Mouth	50	4.0	1167	93.4	1	0.1	32	2.6	-	-	-	-	1250	100.0
C07-C08	Salivary Gland	3	3.1	93	95.9	-	-	1	1.0	-	-	-	-	97	100.0
C09	Tonsil	7	4.7	137	92.6	1	0.7	3	2.0	-	-	-	-	148	100.0
C10	Oth. Oropharynx	11	10.3	88	82.2	1	0.9	7	6.5	-	-	-	-	107	100.0
C11	Nasopharynx	10	13.2	62	81.6	-	-	4	5.3	-	-	-	-	76	100.0
C12-C13	Hypopharynx	31	7.8	358	89.5	1	0.3	10	2.5	-	-	-	-	400	100.0
C14	Pharynx Unspecified	5	5.1	55	56.1	-	-	38	38.8	-	-	-	-	98	100.0
C15	Oesophagus	76	10.7	541	76.5	1	0.1	88	12.4	1	0.1	-	-	707	100.0
C16	Stomach	76	11.5	531	80.6	4	0.6	46	7.0	2	0.3	-	-	659	100.0
C17	Small Intestine	4	6.8	51	86.4	-	-	4	6.8	-	-	-	-	59	100.0
C18	Colon	74	13.0	451	79.1	4	0.7	41	7.2	-	-	-	-	570	100.0
C19-C20	Rectum	43	9.4	387	84.9	1	0.2	24	5.3	1	0.2	-	-	456	100.0
C21	Anus & Anal Canal	2	2.8	69	97.2	-	-	-	-	-	-	-	-	71	100.0
C22	Liver	46	6.0	700	91.4	1	0.1	19	2.5	-	-	-	-	766	100.0
C23-C24	Gallbladder etc.	31	11.3	222	80.7	1	0.4	21	7.6	-	-	-	-	275	100.0
C25	Pancreas	74	20.6	223	62.1	1	0.3	60	16.7	1	0.3	-	-	359	100.0
C30-C31	Nose, Sinuses etc.	7	8.0	77	88.5	-	-	3	3.4	-	-	-	-	87	100.0
C32	Larynx	62	8.1	622	81.7	3	0.4	74	9.7	-	-	-	-	761	100.0
C33-C34	Lung etc.	166	11.8	1075	76.6	4	0.3	159	11.3	-	-	-	-	1404	100.0
C37-C38	Other Thoracic Organs	2	3.9	48	94.1	-	-	-	-	1	2.0	-	-	51	100.0
C40-C41	Bone	7	3.7	178	93.2	-	-	6	3.1	-	-	-	-	191	100.0
C43	Melanoma of Skin	-	-	18	100.0	-	-	-	-	-	-	-	-	18	100.0
C44	Other Skin	7	2.9	230	96.2	-	-	2	0.8	-	-	-	-	239	100.0
C45	Mesothelioma	-	-	-	-	-	-	-	-	-	-	-	-	-	-
C46	Kaposi Sarcoma	-	-	-	-	-	-	-	-	-	-	-	-	-	-
C47+C49	Conn. & Soft Tissue	2	1.1	174	98.9	-	-	-	-	-	-	-	-	176	100.0
C50	Breast	4	3.5	103	91.2	-	-	6	5.3	-	-	-	-	113	100.0
C60	Penis	6	4.7	117	91.4	-	-	5	3.9	-	-	-	-	128	100.0
C61	Prostate	101	10.0	767	76.0	2	0.2	139	13.8	-	-	-	-	1009	100.0
C62	Testis	13	9.4	124	89.2	1	0.7	1	0.7	-	-	-	-	139	100.0
C63	Other Male Genital	1	12.5	6	75.0	-	-	1	12.5	-	-	-	-	8	100.0
C64	Kidney etc.	8	2.3	339	96.6	1	0.3	3	0.9	-	-	-	-	351	100.0
C65	Renal Pelvis	-	-	2	100.0	-	-	-	-	-	-	-	-	2	100.0
C66	Ureter	-	-	9	100.0	-	-	-	-	-	-	-	-	9	100.0
C67	Bladder	46	8.1	486	85.7	3	0.5	29	5.1	3	0.5	-	-	567	100.0
C68	Uns.Urinary Organs	-	-	5	100.0	-	-	-	-	-	-	-	-	5	100.0
C69	Eye	1	6.3	14	87.5	-	-	1	6.3	-	-	-	-	16	100.0
C70-C72	Brain, Nervous System	11	1.9	554	97.0	1	0.2	5	0.9	-	-	-	-	571	100.0
C73	Thyroid	3	2.0	145	97.3	-	-	1	0.7	-	-	-	-	149	100.0
C74	Adrenal Gland	-	-	12	85.7	-	-	2	14.3	-	-	-	-	14	100.0
C81	Hodgkins Disease	-	-	161	100.0	-	-	-	-	-	-	-	-	161	100.0
C82-85,C96	NHL	-	-	808	99.9	-	-	1	0.1	-	-	-	-	809	100.0
C88	Malig Imn.Prol D	-	-	1	100.0	-	-	-	-	-	-	-	-	1	100.0
C90	Multiple Myeloma	-	-	205	100.0	-	-	-	-	-	-	-	-	205	100.0
C91	Lymphoid Leuk.	-	-	304	100.0	-	-	-	-	-	-	-	-	304	100.0
C92-C94	Myeloid Leukaemia	-	-	355	100.0	-	-	-	-	-	-	-	-	355	100.0
C95	Leukaemia Uns	-	-	135	100.0	-	-	-	-	-	-	-	-	135	100.0
O&U	Other and Uns	66	8.4	658	83.9	4	0.5	56	7.1	-	-	-	-	784	100.0
	All Sites	1112	7.1	13668	86.8	36	0.2	920	5.8	9.0	0.1	-	-	15745	100.0

TABLE MUM-5(b): Number (#) and Proportion (%) of Cancers by Site (ICD-10) and Method of Diagnosis : 2006-2008 - Females
Mumbai

ICD-10	Site	Clinical		Microscopic		X-Ray / Imaging		DCO		Others		Unknown		Total	
		#	%	#	%	#	%	#	%	#	%	#	%	#	%
C00	Lip	2	6.1	31	93.9	-	-	-	-	-	-	-	-	33	100.0
C01-C02	Tongue	18	5.9	273	90.1	-	-	11	3.6	1	0.3	-	-	303	100.0
C03-C06	Mouth	27	5.0	481	89.7	1	0.2	27	5.0	-	-	-	-	536	100.0
C07-C08	Salivary Gland	8	12.9	53	85.5	-	-	1	1.6	-	-	-	-	62	100.0
C09	Tonsil	5	15.6	22	68.8	-	-	5	15.6	-	-	-	-	32	100.0
C10	Oth. Oropharynx	-	-	22	91.7	-	-	2	8.3	-	-	-	-	24	100.0
C11	Nasopharynx	3	9.7	27	87.1	-	-	1	3.2	-	-	-	-	31	100.0
C12-C13	Hypopharynx	4	3.1	123	94.6	1	0.8	2	1.5	-	-	-	-	130	100.0
C14	Pharynx Unspecified	-	-	23	59.0	-	-	16	41.0	-	-	-	-	39	100.0
C15	Oesophagus	43	9.7	328	73.9	1	0.2	71	16.0	1	0.2	-	-	444	100.0
C16	Stomach	31	7.6	333	81.2	-	-	46	11.2	-	-	-	-	410	100.0
C17	Small Intestine	2	5.6	32	88.9	-	-	2	5.6	-	-	-	-	36	100.0
C18	Colon	27	6.9	335	85.0	-	-	31	7.9	1	0.3	-	-	394	100.0
C19-C20	Rectum	33	9.7	293	86.4	1	0.3	11	3.2	1	0.3	-	-	339	100.0
C21	Anus & Anal Canal	6	11.5	45	86.5	-	-	1	1.9	-	-	-	-	52	100.0
C22	Liver	22	6.5	309	92.0	1	0.3	4	1.2	-	-	-	-	336	100.0
C23-C24	Gallbladder etc.	73	16.3	298	66.4	4	0.9	69	15.4	5	1.1	-	-	449	100.0
C25	Pancreas	42	19.9	119	56.4	3	1.4	46	21.8	1	0.5	-	-	211	100.0
C30-C31	Nose, Sinuses etc.	1	2.4	35	85.4	-	-	5	12.2	-	-	-	-	41	100.0
C32	Larynx	17	13.2	99	76.7	-	-	13	10.1	-	-	-	-	129	100.0
C33-C34	Lung etc.	46	8.1	438	77.4	3	0.5	79	14.0	-	-	-	-	566	100.0
C37-C38	Other Thoracic Organs	1	3.2	28	90.3	-	-	2	6.5	-	-	-	-	31	100.0
C40-C41	Bone	2	1.5	125	94.7	-	-	5	3.8	-	-	-	-	132	100.0
C43	Melanoma of Skin	-	-	24	100.0	-	-	-	-	-	-	-	-	24	100.0
C44	Other Skin	2	1.1	181	98.4	-	-	1	0.5	-	-	-	-	184	100.0
C45	Mesothelioma	-	-	-	-	-	-	-	-	-	-	-	-	-	-
C46	Kaposi Sarcoma	-	-	-	-	-	-	-	-	-	-	-	-	-	-
C47+C49	Conn. & Soft Tissue	2	1.3	150	98.0	1	0.7	-	-	-	-	-	-	153	100.0
C50	Breast	336	6.4	4732	90.0	7	0.1	182	3.5	3	0.1	-	-	5260	100.0
C51	Vulva	3	6.0	46	92.0	-	-	1	2.0	-	-	-	-	50	100.0
C52	Vagina	9	9.3	82	84.5	-	-	6	6.2	-	-	-	-	97	100.0
C53	Cervix Uteri	126	5.6	2066	91.5	-	-	66	2.9	-	-	-	-	2258	100.0
C54	Corpus Uteri	23	4.1	530	94.3	-	-	9	1.6	-	-	-	-	562	100.0
C55	Uterus Unspecified	11	9.5	57	49.1	-	-	48	41.4	-	-	-	-	116	100.0
C56	Ovary etc.	127	11.1	928	81.3	6	0.5	79	6.9	1	0.1	-	-	1141	100.0
C57	Other Female Genital	-	-	7	100.0	-	-	-	-	-	-	-	-	7	100.0
C58	Placenta	-	-	6	100.0	-	-	-	-	-	-	-	-	6	100.0
C64	Kidney etc.	1	0.7	150	98.0	-	-	1	0.7	1	0.7	-	-	153	100.0
C65	Renal Pelvis	-	-	-	-	-	-	-	-	-	-	-	-	-	-
C66	Ureter	-	-	3	75.0	-	-	1	25.0	-	-	-	-	4	100.0
C67	Bladder	15	9.1	137	83.5	-	-	12	7.3	-	-	-	-	164	100.0
C68	Uns.Urinary Organs	-	-	1	50.0	-	-	1	50.0	-	-	-	-	2	100.0
C69	Eye	-	-	5	100.0	-	-	-	-	-	-	-	-	5	100.0
C70-C72	Brain, Nervous System	7	2.1	325	95.9	-	-	7	2.1	-	-	-	-	339	100.0
C73	Thyroid	18	5.7	293	92.1	1	0.3	6	1.9	-	-	-	-	318	100.0
C74	Adrenal Gland	-	-	8	100.0	-	-	-	-	-	-	-	-	8	100.0
C81	Hodgkins Disease	-	-	93	100.0	-	-	-	-	-	-	-	-	93	100.0
C82-85,C96	NHL	-	-	441	100.0	-	-	-	-	-	-	-	-	441	100.0
C88	Malig Imn.Prol D	-	-	-	-	-	-	-	-	-	-	-	-	-	-
C90	Multiple Myeloma	-	-	190	100.0	-	-	-	-	-	-	-	-	190	100.0
C91	Lymphoid Leuk.	-	-	192	100.0	-	-	-	-	-	-	-	-	192	100.0
C92-C94	Myeloid Leukaemia	-	-	246	100.0	-	-	-	-	-	-	-	-	246	100.0
C95	Leukaemia Uns	-	-	91	100.0	-	-	-	-	-	-	-	-	91	100.0
O&U	Other and Uns	53	8.5	508	81.8	1	0.2	58	9.3	1	0.2	-	-	621	100.0
	All Sites	1146	6.6	15364	87.9	31	0.2	928	5.3	16.0	0.1	-	-	17485	100.0

TABLE MUM-6(a): Number (#) and Proportion (%) of Cancers by Site (ICD-10) and Detailed Microscopic Diagnosis: 2006-2008 - Males : Mumbai

ICD-10	Site	Pri. Hist		Sec. Hist		Cytology		Blood Film		Bone Marrow		Others		Total	
		#	%	#	%	#	%	#	%	#	%	#	%	#	%
C00	Lip	73	91.3	-	-	-	-	-	-	-	-	7	8.8	80	100.0
C01-C02	Tongue	702	87.2	17	2.1	9	1.1	-	-	-	-	77	9.6	805	100.0
C03-C06	Mouth	1158	92.6	5	0.4	4	0.3	-	-	-	-	83	6.6	1250	100.0
C07-C08	Salivary Gland	86	88.7	2	2.1	5	5.2	-	-	-	-	4	4.1	97	100.0
C09	Tonsil	131	88.5	4	2.7	2	1.4	-	-	-	-	11	7.4	148	100.0
C10	Oth. Oropharynx	78	72.9	7	6.5	3	2.8	-	-	-	-	19	17.8	107	100.0
C11	Nasopharynx	54	71.1	7	9.2	1	1.3	-	-	-	-	14	18.4	76	100.0
C12-C13	Hypopharynx	332	83.0	18	4.5	8	2.0	-	-	-	-	42	10.5	400	100.0
C14	Pharynx Unspecified	53	54.1	1	1.0	1	1.0	-	-	-	-	43	43.9	98	100.0
C15	Oesophagus	520	73.6	13	1.8	8	1.1	-	-	-	-	166	23.5	707	100.0
C16	Stomach	517	78.5	7	1.1	7	1.1	-	-	-	-	128	19.4	659	100.0
C17	Small Intestine	47	79.7	3	5.1	1	1.7	-	-	-	-	8	13.6	59	100.0
C18	Colon	438	76.8	12	2.1	1	0.2	-	-	-	-	119	20.9	570	100.0
C19-C20	Rectum	385	84.4	2	0.4	-	-	-	-	-	-	69	15.1	456	100.0
C21	Anus & Anal Canal	66	93.0	2	2.8	1	1.4	-	-	-	-	2	2.8	71	100.0
C22	Liver	678	88.5	7	0.9	15	2.0	-	-	-	-	66	8.6	766	100.0
C23-C24	Gallbladder etc.	198	72.0	19	6.9	5	1.8	-	-	-	-	53	19.3	275	100.0
C25	Pancreas	201	56.0	15	4.2	7	1.9	-	-	-	-	136	37.9	359	100.0
C30-C31	Nose, Sinuses etc.	74	85.1	1	1.1	2	2.3	-	-	-	-	10	11.5	87	100.0
C32	Larynx	597	78.4	17	2.2	8	1.1	-	-	-	-	139	18.3	761	100.0
C33-C34	Lung etc.	974	69.4	49	3.5	52	3.7	-	-	-	-	329	23.4	1404	100.0
C37-C38	Other Thoracic Organs	43	84.3	4	7.8	1	2.0	-	-	-	-	3	5.9	51	100.0
C40-C41	Bone	174	91.1	1	0.5	3	1.6	-	-	-	-	13	6.8	191	100.0
C43	Melanoma of Skin	18	100.0	-	-	-	-	-	-	-	-	-	-	18	100.0
C44	Other Skin	224	93.7	3	1.3	3	1.3	-	-	-	-	9	3.8	239	100.0
C45	Mesothelioma	-	-	-	-	-	-	-	-	-	-	-	-	-	-
C46	Kaposi Sarcoma	-	-	-	-	-	-	-	-	-	-	-	-	-	-
C47+C49	Conn. & Soft Tissue	172	97.7	1	0.6	1	0.6	-	-	-	-	2	1.1	176	100.0
C50	Breast	102	90.3	1	0.9	-	-	-	-	-	-	10	8.8	113	100.0
C60	Penis	110	85.9	5	3.9	2	1.6	-	-	-	-	11	8.6	128	100.0
C61	Prostate	748	74.1	18	1.8	1	0.1	-	-	-	-	242	24.0	1009	100.0
C62	Testis	122	87.8	1	0.7	1	0.7	-	-	-	-	15	10.8	139	100.0
C63	Other Male Genital	6	75.0	-	-	-	-	-	-	-	-	2	25.0	8	100.0
C64	Kidney etc.	335	95.4	3	0.9	1	0.3	-	-	-	-	12	3.4	351	100.0
C65	Renal Pelvis	1	50.0	-	-	1	50.0	-	-	-	-	-	-	2	100.0
C66	Ureter	9	100.0	-	-	-	-	-	-	-	-	-	-	9	100.0
C67	Bladder	482	85.0	2	0.4	2	0.4	-	-	-	-	81	14.3	567	100.0
C68	Uns. Urinary Organs	5	100.0	-	-	-	-	-	-	-	-	-	-	5	100.0
C69	Eye	13	81.3	1	6.3	-	-	-	-	-	-	2	12.5	16	100.0
C70-C72	Brain, Nervous System	548	96.0	6	1.1	-	-	-	-	-	-	17	3.0	571	100.0
C73	Thyroid	131	87.9	6	4.0	8	5.4	-	-	-	-	4	2.7	149	100.0
C74	Adrenal Gland	12	85.7	-	-	-	-	-	-	-	-	2	14.3	14	100.0
C81	Hodgkins Disease	156	96.9	-	-	-	-	-	-	5	3.1	-	-	161	100.0
C82-85,C96	NHL	798	98.6	1	0.1	1	0.1	-	-	8	1.0	1	0.1	809	100.0
C88	Malig Imn.Prol D	1	100.0	-	-	-	-	-	-	-	-	-	-	1	100.0
C90	Multiple Myeloma	17	8.3	-	-	-	-	2	1.0	186	90.7	-	-	205	100.0
C91	Lymphoid Leuk.	-	-	-	-	-	-	17	5.6	287	94.4	-	-	304	100.0
C92-C94	Myeloid Leukaemia	-	-	-	-	-	-	16	4.5	339	95.5	-	-	355	100.0
C95	Leukaemia Uns	-	-	-	-	-	-	33	24.4	102	75.6	-	-	135	100.0
O&U	Other and Uns	211	26.9	421	53.7	25	3.2	1	0.1	-	-	126	16.1	784	100.0
	All Sites	11800	74.9	682	4.3	190	1.2	69	0.4	927	5.9	2077	13.2	15745	100.0

TABLE MUM-6(b): Number (#) and Proportion (%) of Cancers by Site (ICD-9) and Detailed Microscopic Diagnosis, 2006-2008 - Females : Mumbai

ICD-10 -	Site	Pri. Hist		Sec. Hist		Cytology		Blood Film		Bone Marrow		Others		Total	
		#	%	#	%	#	%	#	%	#	%	#	%	#	%
C00	Lip	30	90.9	-	-	1	3.0	-	-	-	-	2	6.1	33	100.0
C01-C02	Tongue	269	88.8	3	1.0	1	0.3	-	-	-	-	30	9.9	303	100.0
C03-C06	Mouth	473	88.2	7	1.3	1	0.2	-	-	-	-	55	10.3	536	100.0
C07-C08	Salivary Gland	52	83.9	1	1.6	-	-	-	-	-	-	9	14.5	62	100.0
C09	Tonsil	19	59.4	3	9.4	-	-	-	-	-	-	10	31.3	32	100.0
C10	Oth. Oropharynx	21	87.5	1	4.2	-	-	-	-	-	-	2	8.3	24	100.0
C11	Nasopharynx	23	74.2	4	12.9	-	-	-	-	-	-	4	12.9	31	100.0
C12-C13	Hypopharynx	118	90.8	4	3.1	1	0.8	-	-	-	-	7	5.4	130	100.0
C14	Pharynx Unspecified	23	59.0	-	-	-	-	-	-	-	-	16	41.0	39	100.0
C15	Oesophagus	322	72.5	1	0.2	5	1.1	-	-	-	-	116	26.1	444	100.0
C16	Stomach	325	79.3	6	1.5	2	0.5	-	-	-	-	77	18.8	410	100.0
C17	Small Intestine	31	86.1	1	2.8	-	-	-	-	-	-	4	11.1	36	100.0
C18	Colon	318	80.7	15	3.8	2	0.5	-	-	-	-	59	15.0	394	100.0
C19-C20	Rectum	286	84.4	6	1.8	1	0.3	-	-	-	-	46	13.6	339	100.0
C21	Anus & Anal Canal	45	86.5	-	-	-	-	-	-	-	-	7	13.5	52	100.0
C22	Liver	295	87.8	10	3.0	4	1.2	-	-	-	-	27	8.0	336	100.0
C23-C24	Gallbladder etc.	257	57.2	23	5.1	18	4.0	-	-	-	-	151	33.6	449	100.0
C25	Pancreas	106	50.2	10	4.7	3	1.4	-	-	-	-	92	43.6	211	100.0
C30-C31	Nose, Sinuses etc.	34	82.9	1	2.4	-	-	-	-	-	-	6	14.6	41	100.0
C32	Larynx	94	72.9	5	3.9	-	-	-	-	-	-	30	23.3	129	100.0
C33-C34	Lung etc.	388	68.6	24	4.2	26	4.6	-	-	-	-	128	22.6	566	100.0
C37-C38	Other Thoracic Organs	25	80.6	1	3.2	2	6.5	-	-	-	-	3	9.7	31	100.0
C40-C41	Bone	125	94.7	-	-	-	-	-	-	-	-	7	5.3	132	100.0
C43	Melanoma of Skin	20	83.3	1	4.2	1	4.2	-	-	2	8.3	-	-	24	100.0
C44	Other Skin	179	97.3	1	0.5	1	0.5	-	-	-	-	3	1.6	184	100.0
C45	Mesothelioma	-	-	-	-	-	-	-	-	-	-	-	-	-	-
C46	Kaposi Sarcoma	-	-	-	-	-	-	-	-	-	-	-	-	-	-
C47+C49	Conn. & Soft Tissue	150	98.0	-	-	-	-	-	-	-	-	3	2.0	153	100.0
C50	Breast	4585	87.2	52	1.0	95	1.8	-	-	-	-	528	10.0	5260	100.0
C51	Vulva	43	86.0	2	4.0	1	2.0	-	-	-	-	4	8.0	50	100.0
C52	Vagina	79	81.4	1	1.0	2	2.1	-	-	-	-	15	15.5	97	100.0
C53	Cervix Uteri	2050	90.8	9	0.4	7	0.3	-	-	-	-	192	8.5	2258	100.0
C54	Corpus Uteri	527	93.8	2	0.4	1	0.2	-	-	-	-	32	5.7	562	100.0
C55	Uterus Unspecified	57	49.1	-	-	-	-	-	-	-	-	59	50.9	116	100.0
C56	Ovary etc.	848	74.3	59	5.2	21	1.8	-	-	-	-	213	18.7	1141	100.0
C57	Other Female Genital	6	85.7	1	14.3	-	-	-	-	-	-	-	-	7	100.0
C58	Placenta	6	100.0	-	-	-	-	-	-	-	-	-	-	6	100.0
C64	Kidney etc.	149	97.4	1	0.7	-	-	-	-	-	-	3	2.0	153	100.0
C65	Renal Pelvis	-	-	-	-	-	-	-	-	-	-	-	-	-	-
C66	Ureter	3	75.0	-	-	-	-	-	-	-	-	1	25.0	4	100.0
C67	Bladder	134	81.7	2	1.2	1	0.6	-	-	-	-	27	16.5	164	100.0
C68	Uns. Urinary Organs	1	50.0	-	-	-	-	-	-	-	-	1	50.0	2	100.0
C69	Eye	5	100.0	-	-	-	-	-	-	-	-	-	-	5	100.0
C70-C72	Brain, Nervous System	320	94.4	4	1.2	1	0.3	-	-	-	-	14	4.1	339	100.0
C73	Thyroid	282	88.7	3	0.9	8	2.5	-	-	-	-	25	7.9	318	100.0
C74	Adrenal Gland	8	100.0	-	-	-	-	-	-	-	-	-	-	8	100.0
C81	Hodgkins Disease	92	98.9	-	-	-	-	-	-	1	1.1	-	-	93	100.0
C82-85,C96	NHL	431	97.7	-	-	2	0.5	-	-	8	1.8	-	-	441	100.0
C88	Malig Imn.Prol D	-	-	-	-	-	-	-	-	-	-	-	-	-	-
C90	Multiple Myeloma	11	5.8	-	-	-	-	1	0.5	178	93.7	-	-	190	100.0
C91	Lymphoid Leuk.	1	0.5	-	-	-	-	10	5.2	181	94.3	-	-	192	100.0
C92-C94	Myeloid Leukaemia	-	-	-	-	-	-	15	6.1	231	93.9	-	-	246	100.0
C95	Leukaemia Uns	-	-	-	-	-	-	28	30.8	63	69.2	-	-	91	100.0
O&U	Other and Uns	182	29.3	305	49.1	20	3.2	1	0.2	-	-	113	18.2	621	100.0
	All Sites	13848	79.2	569	3.3	228	1.3	55	0.3	664	3.8	2121	12.1	17485	100.0

**TABLE MUM-7(a): Number of Cancer Deaths by Five Year Age Group and Site (ICD-10):
2006-2008 – Males**

% = Relative Proportion of Cancers of All Sites

Mumbai

ICD-10	Site	0-4	5-9	10-14	15-19	20-24	25-29	30-34	35-39	40-44	45-49	50-54	55-59	60-64	65-69	70-74	75+	Unkn	Total	%
C00	Lip	-	-	-	-	-	-	-	1	1	2	4	2	2	2	1	1	-	16	0.20
C01-C02	Tongue	-	-	-	-	1	3	7	32	27	39	43	47	36	27	34	32	-	328	4.02
C03-C06	Mouth	-	-	-	-	-	5	13	14	37	47	55	69	43	44	25	33	-	385	4.72
C07-C08	Salivary Gland	1	-	-	-	-	-	-	-	1	3	1	5	1	6	5	6	-	29	0.36
C09	Tonsil	-	-	-	-	-	-	-	2	3	3	8	16	12	9	4	7	-	64	0.79
C10	Oth. Oropharynx	-	-	-	-	-	-	1	1	3	9	8	10	6	6	2	10	-	56	0.69
C11	Nasopharynx	-	-	1	-	1	1	-	1	-	1	2	4	4	2	6	2	-	25	0.31
C12-C13	Hypopharynx	-	-	-	-	-	1	1	2	3	10	11	32	22	32	22	27	-	163	2.00
C14	Pharynx Unspecified	-	-	-	-	-	-	-	2	2	7	8	9	9	9	12	30	-	88	1.08
C15	Oesophagus	-	-	-	2	1	4	5	7	16	36	57	69	69	83	75	96	-	520	6.38
C16	Stomach	-	1	1	1	2	2	3	9	18	29	43	49	48	62	56	66	-	390	4.78
C17	Small Intestine	-	-	-	-	-	-	1	2	1	-	2	3	12	3	2	8	-	34	0.42
C18	Colon	-	-	-	-	1	3	7	9	14	10	30	32	29	46	32	76	-	289	3.55
C19-C20	Rectum	-	-	-	-	1	4	7	8	9	18	16	19	28	25	28	45	-	208	2.55
C21	Anus & Anal Canal	-	-	-	-	-	-	-	1	-	1	3	1	4	4	1	5	-	20	0.25
C22	Liver	4	1	1	-	3	4	7	9	19	25	54	79	95	87	93	146	-	627	7.69
C23-C24	Gallbladder etc.	-	-	-	-	-	-	2	6	9	12	22	15	23	19	18	25	1	152	1.86
C25	Pancreas	-	1	-	-	2	2	-	4	6	21	28	36	43	40	37	43	-	263	3.23
C30-C31	Nose, Sinuses etc.	-	-	-	-	-	-	-	1	2	3	5	4	2	3	6	5	-	31	0.38
C32	Larynx	-	-	-	1	-	1	-	10	13	31	35	42	51	44	61	81	-	370	4.54
C33-C34	Lung etc.	-	-	-	-	1	3	5	12	22	54	87	130	162	181	128	233	-	1018	12.49
C37-C38	Other Thoracic Organs	-	-	-	-	-	-	-	-	2	2	-	2	2	3	-	1	-	12	0.15
C40-C41	Bone	1	-	5	12	3	2	4	-	1	3	5	9	5	4	4	9	-	67	0.82
C43	Melanoma of Skin	1	1	-	-	-	-	-	1	2	2	1	1	1	-	2	1	-	13	0.16
C44	Other Skin	-	-	-	-	-	1	3	-	3	1	12	9	6	3	7	14	-	59	0.72
C45	Mesothelioma	-	-	-	-	-	-	-	-	-	-	-	-	-	-	-	-	-	-	-
C46	Kaposi Sarcoma	-	-	-	-	-	-	-	-	-	-	-	-	-	-	-	-	-	-	-
C47+C49	Conn. & Soft Tissue	4	-	1	3	6	1	1	3	2	1	3	3	4	2	7	9	-	50	0.61
C50	Breast	-	-	-	-	-	-	-	3	1	8	2	7	5	3	3	9	-	41	0.50
C60	Penis	-	-	-	-	-	-	-	2	2	2	7	3	7	8	2	14	-	47	0.58
C61	Prostate	-	-	-	-	-	-	2	-	2	1	14	22	40	59	97	277	-	514	6.31
C62	Testis	-	-	-	2	-	5	4	3	3	5	1	1	-	2	-	2	1	29	0.36
C63	Other Male Genital	-	-	-	-	-	-	-	-	-	-	-	-	1	-	1	1	-	3	0.04
C64	Kidney etc.	4	1	1	1	-	1	-	6	4	5	13	21	25	21	20	30	1	154	1.89
C65	Renal Pelvis	-	-	-	-	-	-	-	-	-	-	-	-	-	-	-	-	-	-	-
C66	Ureter	-	-	-	-	-	-	-	-	-	-	-	-	-	-	1	-	-	1	0.01
C67	Bladder	-	-	-	-	1	-	2	1	2	6	14	11	35	32	27	91	1	223	2.74
C68	Uns. Urinary Organs	-	-	-	-	-	-	-	-	-	-	-	-	-	-	-	1	-	1	0.01
C69	Eye	2	-	1	-	-	-	-	-	-	-	-	-	-	-	1	1	-	5	0.06
C70-C72	Brain, Nervous System	8	6	9	14	5	6	12	12	13	16	27	20	19	17	26	15	-	225	2.76
C73	Thyroid	-	-	1	-	1	-	-	-	1	1	4	1	4	-	3	4	-	20	0.25
C74	Adrenal Gland	-	1	-	-	-	-	-	-	2	1	1	1	2	-	1	-	-	9	0.11
C81	Hodgkins Disease	-	1	1	-	4	2	2	7	2	5	7	3	4	8	3	16	-	65	0.80
C82-85,C96	NHL	4	4	7	7	7	5	7	22	28	30	38	41	43	53	51	80	-	427	5.24
C88	Malig Imn.Prol D	-	-	-	-	-	-	-	-	-	-	-	1	-	-	-	-	-	1	0.01
C90	Multiple Myeloma	-	1	-	-	-	-	-	2	4	7	11	8	25	22	20	34	-	134	1.64
C91	Lymphoid Leuk.	25	22	21	15	9	12	7	1	8	10	7	5	6	7	13	25	-	193	2.37
C92-C94	Myeloid Leukaemia	5	11	10	11	10	7	9	24	14	22	15	19	17	17	23	26	-	240	2.94
C95	Leukaemia Uns	7	7	10	4	11	1	4	2	4	3	2	4	8	9	6	12	1	95	1.17
O&U	Other and Uns	2	-	1	5	3	4	10	8	24	34	41	61	55	56	51	93	-	448	5.50
All	Sites	68	58	71	78	73	80	126	230	330	526	747	926	1015	1060	1017	1742	5	8152	100.00

**TABLE MUM-7(b): Number of Cancer Deaths by Five Year Age Group and Site (ICD-10):
2006-2008 – Females**

% = Relative Proportion of Cancers of All Sites

Mumbai

ICD-10	Site	0-4	5-9	10-14	15-19	20-24	25-29	30-34	35-39	40-44	45-49	50-54	55-59	60-64	65-69	70-74	75+	Unkn	Total	%
C00	Lip	-	-	-	-	-	1	-	-	-	-	1	1	1	3	5	3	-	15	0.20
C01-C02	Tongue	-	-	-	-	-	2	3	3	10	15	25	8	12	21	17	20	-	136	1.83
C03-C06	Mouth	-	-	1	-	1	2	7	7	10	21	16	33	33	31	18	41	-	221	2.98
C07-C08	Salivary Gland	1	1	-	-	-	-	-	1	2	-	1	1	3	1	1	4	-	16	0.22
C09	Tonsil	-	-	-	-	-	-	-	-	2	-	2	3	2	-	-	5	-	14	0.19
C10	Oth. Oropharynx	-	-	-	-	-	-	1	-	3	1	1	1	1	2	2	2	-	14	0.19
C11	Nasopharynx	-	-	-	-	1	1	1	-	1	1	2	1	1	-	1	3	-	13	0.18
C12-C13	Hypopharynx	-	-	-	-	-	2	1	8	5	4	4	13	7	11	8	10	-	73	0.98
C14	Pharynx Unspecified	-	-	-	-	-	-	-	1	-	2	-	-	2	3	8	13	-	29	0.39
C15	Oesophagus	-	-	-	-	-	5	6	7	14	16	30	28	38	39	45	94	1	323	4.35
C16	Stomach	-	-	-	-	3	3	7	8	10	17	17	31	41	37	35	58	-	267	3.60
C17	Small Intestine	-	-	-	-	-	-	-	-	1	1	2	1	3	2	-	8	-	18	0.24
C18	Colon	-	-	-	-	2	4	3	4	9	8	18	26	35	26	24	50	-	209	2.82
C19-C20	Rectum	-	-	1	-	2	1	10	8	8	9	13	14	13	20	18	37	-	154	2.08
C21	Anus & Anal Canal	-	-	-	-	-	-	1	-	-	3	4	-	1	2	4	6	-	21	0.28
C22	Liver	1	1	1	2	1	1	2	8	11	18	24	25	37	41	44	64	-	281	3.79
C23-C24	Gallbladder etc.	-	-	-	-	-	2	4	8	21	26	26	26	32	35	20	50	-	250	3.37
C25	Pancreas	-	-	-	-	1	1	-	3	2	8	12	25	24	16	28	36	-	156	2.10
C30-C31	Nose, Sinuses etc.	-	-	1	-	-	-	1	1	1	3	4	2	-	1	1	6	-	21	0.28
C32	Larynx	-	-	-	-	1	-	1	3	2	6	4	11	7	10	7	16	-	68	0.92
C33-C34	Lung etc.	-	2	-	-	1	2	7	12	15	36	33	41	51	61	62	94	-	417	5.62
C37-C38	Other Thoracic Organs	-	-	-	-	-	-	-	-	1	-	1	1	1	2	1	4	-	11	0.15
C40-C41	Bone	-	-	3	5	4	3	2	4	2	-	3	4	1	5	6	11	-	53	0.71
C43	Melanoma of Skin	-	-	-	-	-	-	-	2	2	1	2	3	2	2	1	3	-	18	0.24
C44	Other Skin	-	-	1	-	-	1	2	2	-	2	1	3	2	8	3	12	-	37	0.50
C45	Mesothelioma	-	-	-	-	-	-	-	-	-	-	-	-	-	-	-	-	-	-	-
C46	Kaposi Sarcoma	-	-	-	-	-	-	-	-	-	-	-	-	-	-	-	-	-	-	-
C47+C49	Conn. & Soft Tissue	1	1	1	-	1	2	3	5	2	5	5	2	5	4	8	3	-	48	0.65
C50	Breast	-	-	-	-	2	24	41	79	137	183	239	184	178	163	134	265	3	1632	22.00
C51	Vulva	-	-	-	-	-	1	-	-	-	1	-	3	3	2	1	5	-	16	0.22
C52	Vagina	-	-	-	-	-	1	1	1	-	3	1	6	5	3	6	6	-	33	0.44
C53	Cervix Uteri	-	-	-	-	1	5	5	32	53	82	76	71	75	75	53	72	1	601	8.10
C54	Corpus Uteri	-	-	-	-	-	-	-	-	2	4	13	11	17	18	12	12	-	89	1.20
C55	Uterus Unspecified	-	-	-	-	-	-	1	1	2	7	10	4	17	16	11	35	-	104	1.40
C56	Ovary etc.	1	1	1	3	1	7	7	15	35	49	65	81	80	73	46	89	1	555	7.48
C57	Other Female Genital	-	-	-	-	-	-	-	-	-	-	1	1	-	-	-	-	-	2	0.03
C58	Placenta	-	-	-	-	1	-	-	-	-	-	-	-	-	-	-	-	-	1	0.01
C64	Kidney etc.	2	1	-	-	-	1	1	1	5	3	2	9	3	9	14	19	-	70	0.94
C65	Renal Pelvis	-	-	-	-	-	-	-	-	-	-	-	-	-	-	-	-	-	-	-
C66	Ureter	-	-	-	-	-	-	-	-	-	-	-	-	-	-	1	-	-	1	0.01
C67	Bladder	-	-	-	-	-	-	-	1	-	4	6	4	11	13	13	21	-	73	0.98
C68	Uns. Urinary Organs	-	-	-	-	-	-	-	-	-	-	-	-	-	-	1	-	-	1	0.01
C69	Eye	-	-	-	-	-	-	-	-	-	-	-	-	-	-	-	-	-	-	-
C70-C72	Brain, Nervous System	6	7	3	3	3	4	8	12	4	12	15	18	19	14	11	18	-	157	2.12
C73	Thyroid	-	-	-	-	-	-	1	2	3	4	4	6	1	10	15	8	1	55	0.74
C74	Adrenal Gland	-	-	-	-	-	-	-	1	-	-	-	1	1	-	-	-	-	3	0.04
C81	Hodgkins Disease	-	-	1	1	2	1	1	2	1	1	6	6	3	7	3	7	-	42	0.57
C82-85,C96	NHL	3	-	1	1	4	2	7	12	14	19	22	18	26	34	23	56	1	243	3.28
C88	Malig Imn. Prol D	-	-	-	-	-	-	-	-	-	-	-	-	-	-	-	-	-	-	-
C90	Multiple Myeloma	1	-	-	-	1	-	-	1	2	4	9	14	18	18	22	37	1	128	1.73
C91	Lymphoid Leuk.	14	10	15	8	2	3	3	4	7	4	8	6	7	8	7	14	-	120	1.62
C92-C94	Myeloid Leukaemia	4	3	4	9	7	2	5	13	12	23	15	19	12	23	12	23	-	186	2.51
C95	Leukaemia Uns	11	3	2	6	3	4	4	3	4	4	2	4	3	4	2	9	-	68	0.92
O&U	Other and Uns	3	1	1	2	1	4	6	13	23	24	33	35	36	56	31	86	1	356	4.80
All	Sites	48	31	37	40	46	92	153	288	438	634	778	805	870	929	785	1435	10	7419	100.00

TABLE MUM-8(a):
Average Annual Age Specific, Crude (CR), Age Adjusted (AAR) (with Standard Error (SE)) and
Truncated (35-64 yrs) (TR) Mortality Rate per 100,000 population: 2006-2008 - Males
Mumbai

ICD-10	0-4	5-9	10-14	15-19	20-24	25-29	30-34	35-39	40-44	45-49	50-54	55-59	60-64	65-69	70-74	>75	CR	AAR	SE	TR
C00	-	-	-	-	-	-	-	0.1	0.1	0.2	0.4	0.3	0.4	0.5	0.4	0.4	0.1	0.1	0.02	0.2
C01-C02	-	-	-	-	-	0.1	0.4	1.8	1.8	3.2	4.4	7.3	7.3	6.7	12.9	12.4	1.5	2.0	0.11	3.9
C03-C06	-	-	-	-	-	0.2	0.7	0.8	2.5	3.8	5.6	10.7	8.8	11.0	9.5	12.8	1.7	2.3	0.12	4.8
C07-C08	0.1	-	-	-	-	-	-	-	0.1	0.2	0.1	0.8	0.2	1.5	1.9	2.3	0.1	0.2	0.04	0.2
C09	-	-	-	-	-	-	-	0.1	0.2	0.2	0.8	2.5	2.4	2.2	1.5	2.7	0.3	0.4	0.05	0.9
C10	-	-	-	-	-	-	0.1	0.1	0.2	0.7	0.8	1.5	1.2	1.5	0.8	3.9	0.2	0.4	0.05	0.7
C11	-	-	-	-	-	-	-	0.1	-	0.1	0.2	0.6	0.8	0.5	2.3	0.8	0.1	0.2	0.03	0.2
C12-C13	-	-	-	-	-	-	0.1	0.1	0.2	0.8	1.1	5.0	4.5	8.0	8.4	10.5	0.7	1.1	0.09	1.6
C14	-	-	-	-	-	-	-	0.1	0.1	0.6	0.8	1.4	1.8	2.2	4.6	11.6	0.4	0.6	0.07	0.7
C15	-	-	-	0.1	-	0.2	0.3	0.4	1.1	2.9	5.8	10.7	14.1	20.7	28.5	37.2	2.3	3.5	0.16	5.0
C16	-	0.1	-	-	0.1	0.1	0.2	0.5	1.2	2.3	4.4	7.6	9.8	15.4	21.3	25.6	1.7	2.6	0.13	3.7
C17	-	-	-	-	-	-	0.1	0.1	0.1	-	0.2	0.5	2.4	0.7	0.8	3.1	0.2	0.2	0.04	0.4
C18	-	-	-	-	-	0.1	0.4	0.5	0.9	0.8	3.1	5.0	5.9	11.5	12.2	29.5	1.3	1.9	0.12	2.3
C19-C20	-	-	-	-	-	0.2	0.4	0.5	0.6	1.5	1.6	2.9	5.7	6.2	10.6	17.4	0.9	1.4	0.10	1.9
C21	-	-	-	-	-	-	-	0.1	-	0.1	0.3	0.2	0.8	1.0	0.4	1.9	0.1	0.1	0.03	0.2
C22	0.3	0.1	-	-	0.1	0.2	0.4	0.5	1.3	2.0	5.5	12.2	19.4	21.7	35.3	56.6	2.8	4.3	0.18	5.7
C23-C24	-	-	-	-	-	-	0.1	0.3	0.6	1.0	2.2	2.3	4.7	4.7	6.8	9.7	0.7	1.0	0.08	1.6
C25	-	0.1	-	-	0.1	0.1	-	0.2	0.4	1.7	2.9	5.6	8.8	10.0	14.1	16.7	1.2	1.8	0.11	2.8
C30-C31	-	-	-	-	-	-	-	0.1	0.1	0.2	0.5	0.6	0.4	0.7	2.3	1.9	0.1	0.2	0.04	0.3
C32	-	-	-	-	-	-	-	0.6	0.9	2.5	3.6	6.5	10.4	11.0	23.2	31.4	1.6	2.5	0.13	3.5
C33-C34	-	-	-	-	-	0.1	0.3	0.7	1.5	4.4	8.9	20.1	33.0	45.1	48.6	90.3	4.5	7.1	0.23	9.6
C37-C38	-	-	-	-	-	-	-	-	0.1	0.2	-	0.3	0.4	0.7	-	0.4	0.1	0.1	0.02	0.1
C40-C41	0.1	-	0.2	0.5	0.1	0.1	0.2	-	0.1	0.2	0.5	1.4	1.0	1.0	1.5	3.5	0.3	0.4	0.05	0.5
C43	0.1	0.1	-	-	-	-	-	0.1	0.1	0.2	0.1	0.2	0.2	-	0.8	0.4	0.1	0.1	0.02	0.1
C44	-	-	-	-	-	-	0.2	-	0.2	0.1	1.2	1.4	1.2	0.7	2.7	5.4	0.3	0.4	0.05	0.6
C45	-	-	-	-	-	-	-	-	-	-	-	-	-	-	-	-	-	-	-	-
C46	-	-	-	-	-	-	-	-	-	-	-	-	-	-	-	-	-	-	-	-
C47+C49	0.3	-	-	0.1	0.2	-	0.1	0.2	0.1	0.1	0.3	0.5	0.8	0.5	2.7	3.5	0.2	0.3	0.04	0.3
C50	-	-	-	-	-	-	-	0.2	0.1	0.6	0.2	1.1	1.0	0.7	1.1	3.5	0.2	0.3	0.04	0.5
C60	-	-	-	-	-	-	-	0.1	0.1	0.2	0.7	0.5	1.4	2.0	0.8	5.4	0.2	0.3	0.05	0.4
C61	-	-	-	-	-	-	0.1	-	0.1	0.1	1.4	3.4	8.2	14.7	36.8	107.4	2.3	3.9	0.17	1.8
C62	-	-	-	0.1	-	0.2	0.2	0.2	0.2	0.4	0.1	0.2	-	0.5	-	0.8	0.1	0.1	0.02	0.2
C63	-	-	-	-	-	-	-	-	-	-	-	-	0.2	-	0.4	0.4	-	-	0.01	-
C64	0.3	0.1	-	-	-	-	-	0.3	0.3	0.4	1.3	3.3	5.1	5.2	7.6	11.6	0.7	1.1	0.09	1.5
C65	-	-	-	-	-	-	-	-	-	-	-	-	-	-	-	-	-	-	-	-
C66	-	-	-	-	-	-	-	-	-	-	-	-	-	-	0.4	-	-	-	0.01	-
C67	-	-	-	-	-	-	0.1	0.1	0.1	0.5	1.4	1.7	7.1	8.0	10.3	35.3	1.0	1.6	0.11	1.5
C68	-	-	-	-	-	-	-	-	-	-	-	-	-	-	-	0.4	-	-	0.01	-
C69	0.1	-	-	-	-	-	-	-	-	-	-	-	-	-	0.4	0.4	-	-	0.02	-
C70-C72	0.5	0.4	0.4	0.6	0.2	0.2	0.6	0.7	0.9	1.3	2.7	3.1	3.9	4.2	9.9	5.8	1.0	1.3	0.09	1.9
C73	-	-	-	-	-	-	-	-	0.1	0.1	0.4	0.2	0.8	-	1.1	1.6	0.1	0.1	0.03	0.2
C74	-	0.1	-	-	-	-	-	-	0.1	0.1	0.1	0.2	0.4	-	0.4	-	-	0.1	0.02	0.1
C81	-	0.1	-	-	0.1	0.1	0.1	0.4	0.1	0.4	0.7	0.5	0.8	2.0	1.1	6.2	0.3	0.4	0.05	0.5
C82-85,C96	0.3	0.2	0.3	0.3	0.2	0.2	0.4	1.3	1.9	2.4	3.9	6.3	8.8	13.2	19.4	31.0	1.9	2.7	0.14	3.7
C88	-	-	-	-	-	-	-	-	-	-	-	0.2	-	-	-	-	-	-	0.01	-
C90	-	0.1	-	-	-	-	-	0.1	0.3	0.6	1.1	1.2	5.1	5.5	7.6	13.2	0.6	1.0	0.08	1.2
C91	1.7	1.3	1.0	0.6	0.3	0.5	0.4	0.1	0.5	0.8	0.7	0.8	1.2	1.7	4.9	9.7	0.9	1.1	0.08	0.6
C92-C94	0.3	0.7	0.5	0.5	0.4	0.3	0.5	1.4	0.9	1.8	1.5	2.9	3.5	4.2	8.7	10.1	1.1	1.4	0.09	1.9
C95	0.5	0.4	0.5	0.2	0.4	-	0.2	0.1	0.3	0.2	0.2	0.6	1.6	2.2	2.3	4.7	0.4	0.5	0.06	0.4
O&U	0.1	-	-	0.2	0.1	0.2	0.5	0.5	1.6	2.7	4.2	9.4	11.2	13.9	19.4	36.0	2.0	2.9	0.14	4.3
All	4.5	3.5	3.5	3.2	2.6	3.2	6.3	13.2	22.2	42.5	76.0	143.4	206.9	263.9	386.2	675.1	36.3	54.0	0.61	72.5

TABLE MUM-8(b):
Average Annual Age Specific, Crude (CR), Age Adjusted (AAR) (with Standard Error (SE)) and
Truncated (35-64 yrs) (TR) Mortality Rate per 100,000 population: 2006-2008 - Females
Mumbai

ICD-10	0-4	5-9	10-14	15-19	20-24	25-29	30-34	35-39	40-44	45-49	50-54	55-59	60-64	65-69	70-74	>75	CR	AAR	SE	TR
C00	-	-	-	-	-	0.1	-	-	-	-	0.1	0.2	0.2	0.7	1.8	1.0	0.1	0.1	0.03	0.1
C01-C02	-	-	-	-	-	0.1	0.2	0.2	0.9	1.4	3.2	1.5	2.5	4.9	6.1	6.6	0.8	0.9	0.08	1.5
C03-C06	-	-	0.1	-	0.1	0.1	0.5	0.5	0.9	2.0	2.1	6.0	6.8	7.2	6.4	13.5	1.2	1.5	0.10	2.6
C07-C08	0.1	0.1	-	-	-	-	-	0.1	0.2	-	0.1	0.2	0.6	0.2	0.4	1.3	0.1	0.1	0.03	0.2
C09	-	-	-	-	-	-	-	-	0.2	-	0.3	0.5	0.4	-	-	1.6	0.1	0.1	0.03	0.2
C10	-	-	-	-	-	-	0.1	-	0.3	0.1	0.1	0.2	0.2	0.5	0.7	0.7	0.1	0.1	0.02	0.1
C11	-	-	-	-	0.1	0.1	0.1	-	0.1	0.1	0.3	0.2	0.2	-	0.4	1.0	0.1	0.1	0.02	0.1
C12-C13	-	-	-	-	-	0.1	0.1	0.5	0.4	0.4	0.5	2.4	1.4	2.6	2.9	3.3	0.4	0.5	0.06	0.8
C14	-	-	-	-	-	-	-	0.1	-	0.2	-	-	0.4	0.7	2.9	4.3	0.2	0.2	0.04	0.1
C15	-	-	-	-	-	0.3	0.4	0.5	1.2	1.5	3.9	5.1	7.8	9.1	16.1	31.0	1.8	2.2	0.12	2.9
C16	-	-	-	-	0.2	0.2	0.5	0.5	0.9	1.6	2.2	5.6	8.4	8.6	12.5	19.1	1.5	1.8	0.11	2.7
C17	-	-	-	-	-	-	-	-	0.1	0.1	0.3	0.2	0.6	0.5	-	2.6	0.1	0.1	0.03	0.2
C18	-	-	-	-	0.1	0.2	0.2	0.3	0.8	0.8	2.3	4.7	7.2	6.1	8.6	16.5	1.2	1.4	0.10	2.3
C19-C20	-	-	0.1	-	0.1	0.1	0.7	0.5	0.7	0.9	1.7	2.5	2.7	4.7	6.4	12.2	0.9	1.0	0.08	1.3
C21	-	-	-	-	-	-	0.1	-	-	0.3	0.5	-	0.2	0.5	1.4	2.0	0.1	0.1	0.03	0.2
C22	0.1	0.1	0.1	0.1	0.1	0.1	0.1	0.5	0.9	1.7	3.1	4.5	7.6	9.6	15.7	21.1	1.6	1.9	0.11	2.7
C23-C24	-	-	-	-	-	0.1	0.3	0.5	1.8	2.5	3.4	4.7	6.6	8.2	7.2	16.5	1.4	1.6	0.11	2.9
C25	-	-	-	-	0.1	0.1	-	0.2	0.2	0.8	1.5	4.5	4.9	3.7	10.0	11.9	0.9	1.1	0.09	1.7
C30-C31	-	-	0.1	-	-	-	0.1	0.1	0.1	0.3	0.5	0.4	-	0.2	0.4	2.0	0.1	0.1	0.03	0.2
C32	-	-	-	-	0.1	-	0.1	0.2	0.2	0.6	0.5	2.0	1.4	2.3	2.5	5.3	0.4	0.5	0.06	0.7
C33-C34	-	0.1	-	-	0.1	0.1	0.5	0.8	1.3	3.4	4.3	7.4	10.4	14.2	22.2	31.0	2.3	2.8	0.14	4.1
C37-C38	-	-	-	-	-	-	-	-	0.1	-	0.1	0.2	0.2	0.5	0.4	1.3	0.1	0.1	0.02	0.1
C40-C41	-	-	0.2	0.3	0.2	0.2	0.1	0.3	0.2	-	0.4	0.7	0.2	1.2	2.1	3.6	0.3	0.3	0.04	0.3
C43	-	-	-	-	-	-	-	0.1	0.2	0.1	0.3	0.5	0.4	0.5	0.4	1.0	0.1	0.1	0.03	0.2
C44	-	-	0.1	-	-	0.1	0.1	0.1	-	0.2	0.1	0.5	0.4	1.9	1.1	4.0	0.2	0.2	0.04	0.2
C45	-	-	-	-	-	-	-	-	-	-	-	-	-	-	-	-	-	-	-	-
C46	-	-	-	-	-	-	-	-	-	-	-	-	-	-	-	-	-	-	-	-
C47+C49	0.1	0.1	0.1	-	0.1	0.1	0.2	0.3	0.2	0.5	0.6	0.4	1.0	0.9	2.9	1.0	0.3	0.3	0.04	0.5
C50	-	-	-	-	0.1	1.3	2.7	5.3	11.8	17.3	30.8	33.4	36.5	38.0	47.9	87.4	9.0	10.5	0.26	20.6
C51	-	-	-	-	-	0.1	-	-	-	0.1	-	0.5	0.6	0.5	0.4	1.6	0.1	0.1	0.03	0.2
C52	-	-	-	-	-	0.1	0.1	0.1	-	0.3	0.1	1.1	1.0	0.7	2.1	2.0	0.2	0.2	0.04	0.4
C53	-	-	-	-	0.1	0.3	0.3	2.1	4.6	7.7	9.8	12.9	15.4	17.5	19.0	23.7	3.3	3.9	0.16	8.0
C54	-	-	-	-	-	-	-	-	0.2	0.4	1.7	2.0	3.5	4.2	4.3	4.0	0.5	0.6	0.07	1.1
C55	-	-	-	-	-	-	0.1	0.1	0.2	0.7	1.3	0.7	3.5	3.7	3.9	11.5	0.6	0.7	0.07	0.9
C56	0.1	0.1	0.1	0.2	0.1	0.4	0.5	1.0	3.0	4.6	8.4	14.7	16.4	17.0	16.5	29.4	3.1	3.7	0.16	7.0
C57	-	-	-	-	-	-	-	-	-	-	0.1	0.2	-	-	-	-	-	-	0.01	-
C58	-	-	-	-	0.1	-	-	-	-	-	-	-	-	-	-	-	-	-	-	-
C64	0.1	0.1	-	-	-	0.1	0.1	0.1	0.4	0.3	0.3	1.6	0.6	2.1	5.0	6.3	0.4	0.5	0.06	0.5
C65	-	-	-	-	-	-	-	-	-	-	-	-	-	-	-	-	-	-	-	-
C66	-	-	-	-	-	-	-	-	-	-	-	-	-	-	0.4	-	-	-	0.01	-
C67	-	-	-	-	-	-	-	0.1	-	0.4	0.8	0.7	2.3	3.0	4.7	6.9	0.4	0.5	0.06	0.6
C68	-	-	-	-	-	-	-	-	-	-	-	-	-	-	0.4	-	-	-	0.01	-
C69	-	-	-	-	-	-	-	-	-	-	-	-	-	-	-	-	-	-	-	-
C70-C72	0.4	0.5	0.2	0.2	0.2	0.2	0.5	0.8	0.3	1.1	1.9	3.3	3.9	3.3	3.9	5.9	0.9	1.0	0.08	1.7
C73	-	-	-	-	-	-	0.1	0.1	0.3	0.4	0.5	1.1	0.2	2.3	5.4	2.6	0.3	0.4	0.05	0.4
C74	-	-	-	-	-	-	-	0.1	-	-	-	0.2	0.2	-	-	-	-	-	0.01	0.1
C81	-	-	0.1	0.1	0.1	0.1	0.1	0.1	0.1	0.1	0.8	1.1	0.6	1.6	1.1	2.3	0.2	0.3	0.04	0.4
C82-85,C96	0.2	-	0.1	0.1	0.2	0.1	0.5	0.8	1.2	1.8	2.8	3.3	5.3	7.9	8.2	18.5	1.3	1.6	0.10	2.3
C88	-	-	-	-	-	-	-	-	-	-	-	-	-	-	-	-	-	-	-	-
C90	0.1	-	-	-	0.1	-	-	0.1	0.2	0.4	1.2	2.5	3.7	4.2	7.9	12.2	0.7	0.9	0.08	1.1
C91	1.0	0.7	0.9	0.5	0.1	0.2	0.2	0.3	0.6	0.4	1.0	1.1	1.4	1.9	2.5	4.6	0.7	0.8	0.07	0.7
C92-C94	0.3	0.2	0.2	0.5	0.4	0.1	0.3	0.9	1.0	2.2	1.9	3.4	2.5	5.4	4.3	7.6	1.0	1.2	0.09	1.9
C95	0.8	0.2	0.1	0.3	0.2	0.2	0.3	0.2	0.3	0.4	0.3	0.7	0.6	0.9	0.7	3.0	0.4	0.4	0.05	0.4
O&U	0.2	0.1	0.1	0.1	0.1	0.2	0.4	0.9	2.0	2.3	4.3	6.4	7.4	13.1	11.1	28.4	2.0	2.3	0.13	3.4
All	3.4	2.1	2.1	2.3	2.6	5.1	10.0	19.2	37.7	59.9	100.4	146.1	178.2	216.6	280.9	473.2	41.1	48.9	0.57	80.7

**TABLE MUM-9(a): Cumulative Rate (Cu.Rate%) & Cumulative Risk (Cu.Risk) of individual sites (ICD-10) based on age specific rates (from 0-64 Years and from 0-74 years) : 2006-2008 - Males
Mumbai**

ICD-10	Site	0 - 64 Years		0 - 74 Years	
		Cu. Rate %	Cu. Risk	Cu. Rate%	Cu. Risk
C00	Lip	0.03	0.03	0.05	0.05
C01-C02	Tongue	0.31	0.31	0.51	0.51
C03-C06	Mouth	0.54	0.54	0.80	0.81
C07-C08	Salivary Gland	0.03	0.03	0.06	0.06
C09	Tonsil	0.07	0.07	0.11	0.11
C10	Oth. Oropharynx	0.04	0.04	0.08	0.08
C11	Nasopharynx	0.02	0.02	0.05	0.05
C12-C13	Hypopharynx	0.14	0.14	0.34	0.34
C14	Pharynx Unspecified	0.04	0.04	0.07	0.07
C15	Oesophagus	0.25	0.25	0.58	0.58
C16	Stomach	0.24	0.24	0.53	0.53
C17	Small Intestine	0.03	0.03	0.04	0.04
C18	Colon	0.18	0.18	0.40	0.40
C19-C20	Rectum	0.17	0.17	0.33	0.33
C21	Anus & Anal Canal	0.03	0.03	0.05	0.05
C22	Liver	0.27	0.27	0.61	0.61
C23-C24	Gallbladder etc.	0.12	0.12	0.20	0.20
C25	Pancreas	0.14	0.14	0.29	0.29
C30-C31	Nose, Sinuses etc.	0.03	0.03	0.06	0.06
C32	Larynx	0.29	0.29	0.61	0.61
C33-C34	Lung etc.	0.50	0.49	1.12	1.13
C37-C38	Other Thoracic Organs	0.02	0.02	0.03	0.03
C40-C41	Bone	0.05	0.05	0.08	0.08
C43	Melanoma of Skin	0.01	0.01	0.01	0.01
C44	Other Skin	0.09	0.09	0.15	0.15
C45	Mesothelioma	0.00	0.00	0.00	0.00
C46	Kaposi Sarcoma	0.00	0.00	0.00	0.00
C47 + C49	Conn. & Soft Tissue	0.06	0.06	0.10	0.10
C50	Breast	0.05	0.05	0.08	0.08
C60	Penis	0.05	0.05	0.08	0.08
C61	Prostate	0.19	0.19	0.77	0.78
C62	Testis	0.04	0.04	0.04	0.04
C63	Other Male Genital	0.00	0.00	0.01	0.01
C64	Kidney, etc.	0.13	0.13	0.27	0.27
C65	Renal Pelvis	0.00	0.00	0.00	0.00
C66	Ureter	0.00	0.00	0.01	0.01
C67	Bladder	0.19	0.19	0.43	0.43
C68	Uns.Urinary Organs	0.00	0.00	0.00	0.00
C69	Eye	0.01	0.01	0.01	0.01
C70-C72	Brain, Nervous System	0.20	0.20	0.30	0.30
C73	Thyroid	0.05	0.05	0.08	0.08
C74	Adrenal Gland	0.01	0.01	0.01	0.01
C81	Hodgkins Disease	0.05	0.05	0.07	0.07
C82-85,C96	NHL	0.26	0.26	0.52	0.52
C88	Malig Imn.Prol D	0.00	0.00	0.00	0.00
C90	Multiple Myeloma	0.07	0.07	0.17	0.17
C91	Lymphoid Leuk.	0.08	0.08	0.12	0.12
C92-C94	Myeloid Leukaemia	0.11	0.11	0.19	0.19
C95	Leukaemia Uns	0.04	0.04	0.07	0.07
O&U *	Other and Uns	0.28	0.28	0.56	0.56
	All Sites	5.53	5.38	11.07	10.48

TABLE MUM-9(b): Cumulative Rate (Cu.Rate%) & Cumulative Risk (Cu.Risk) of individual sites (ICD-10) based on age specific rates (from 0-64 years and from 0-74 years) : 2006-2008 - Females
Mumbai

ICD-10	Site	0 - 64 Years		0 - 74 Years	
		Cu. Rate %	Cu. Risk	Cu. Rate%	Cu. Risk
C00	Lip	0.02	0.02	0.02	0.02
C01-C02	Tongue	0.13	0.13	0.22	0.22
C03-C06	Mouth	0.25	0.25	0.40	0.40
C07-C08	Salivary Gland	0.03	0.03	0.04	0.04
C09	Tonsil	0.02	0.02	0.02	0.02
C10	Oth. Oropharynx	0.01	0.01	0.02	0.02
C11	Nasopharynx	0.01	0.01	0.02	0.02
C12-C13	Hypopharynx	0.06	0.06	0.09	0.09
C14	Pharynx Unspecified	0.01	0.01	0.03	0.03
C15	Oesophagus	0.16	0.16	0.32	0.32
C16	Stomach	0.17	0.17	0.31	0.31
C17	Small Intestine	0.02	0.02	0.02	0.02
C18	Colon	0.15	0.15	0.30	0.30
C19-C20	Rectum	0.13	0.13	0.23	0.23
C21	Anus & Anal Canal	0.02	0.02	0.03	0.03
C22	Liver	0.13	0.13	0.26	0.26
C23-C24	Gallbladder etc.	0.20	0.20	0.31	0.31
C25	Pancreas	0.09	0.09	0.18	0.18
C30-C31	Nose, Sinuses etc.	0.02	0.02	0.03	0.03
C32	Larynx	0.05	0.05	0.09	0.09
C33-C34	Lung etc.	0.23	0.23	0.43	0.43
C37-C38	Other Thoracic Organs	0.01	0.01	0.02	0.02
C40-C41	Bone	0.05	0.05	0.06	0.06
C43	Melanoma of Skin	0.01	0.01	0.02	0.02
C44	Other Skin	0.06	0.06	0.12	0.12
C45	Mesothelioma	0.00	0.00	0.00	0.00
C46	Kaposi Sarcoma	0.00	0.00	0.00	0.00
C47+C49	Conn. & Soft Tissue	0.06	0.06	0.09	0.09
C50	Breast	2.41	2.38	3.47	3.53
C51	Vulva	0.02	0.02	0.04	0.04
C52	Vagina	0.04	0.04	0.07	0.07
C53	Cervix Uteri	1.10	1.09	1.57	1.58
C54	Corpus Uteri	0.30	0.30	0.46	0.46
C55	Uterus Unspecified	0.04	0.04	0.08	0.08
C56	Ovary etc.	0.51	0.51	0.77	0.78
C57	Other Female Genital	0.00	0.00	0.01	0.01
C58	Placenta	0.00	0.00	0.00	0.00
C64	Kidney etc.	0.05	0.05	0.11	0.11
C65	Renal Pelvis	0.00	0.00	0.00	0.00
C66	Ureter	0.00	0.00	0.00	0.00
C67	Bladder	0.05	0.05	0.11	0.11
C68	Uns.Urinary Organs	0.00	0.00	0.00	0.00
C69	Eye	0.00	0.00	0.00	0.00
C70-C72	Brain, Nervous System	0.14	0.14	0.20	0.20
C73	Thyroid	0.12	0.12	0.18	0.18
C74	Adrenal Gland	0.00	0.00	0.01	0.01
C81	Hodgkins Disease	0.04	0.04	0.06	0.06
C82-85,C96	NHL	0.17	0.17	0.31	0.31
C88	Malig Imn.Prol D	0.00	0.00	0.00	0.00
C90	Multiple Myeloma	0.07	0.07	0.14	0.14
C91	Lymphoid Leuk.	0.06	0.06	0.10	0.10
C92-C94	Myeloid Leukaemia	0.09	0.09	0.14	0.14
C95	Leukaemia Uns	0.03	0.03	0.04	0.04
O&U *	Other and Uns	0.23	0.23	0.43	0.43
	All Sites	7.56	7.28	12.08	11.38

POPULATION BASED CANCER REGISTRY, CACHAR DISTRICT

Silchar Medical College, Silchar

Dr Sekhar Chakravarty

Principal Investigator, Vice Principal, Silchar Medical College, Silchar, Assam

Dr Debashis Datta

Co-Investigator, Associate Professor,
Department of Pathology, Silchar Medical College, Silchar, Assam

The Population Based Cancer Registry (PBCR), Cachar District, is one of the six Cancer Registries in the North East India, functioning under National Cancer Registry Programme (NCRP), Indian Council of Medical Research (ICMR), since March 2007. The registry is located in the department of Pathology, Silchar Medical College, Silchar, Assam.

This registry was initially started in the year 2003 in a miniature form only to cater about 1.5 Lakhs population of Silchar Town, the Headquarter of Cachar District of Assam. In course of time, it was realized that the registry should be expanded to cover the Cachar District in order to gather more meaningful data. So, in January 2007, ICMR decided to upgrade this registry to the “Population Based Cancer Registry – Cachar District” by providing additional manpower and fund.

The district of Cachar is situated in the southern most part of Assam. It is surrounded by the neighbouring states of Manipur, Tripura and Mizoram on its three sides. It has an area of 3786 sq. km and a population of 14,42,141 as per 2001 census. The male and female population is 7,41,580 and 7,00,561 respectively. The population density is 321 per sq. km and the rural population comprises the most (89%). There are two subdivisions namely, Silchar Sadar and Lakhipur, two towns – Silchar & Lakhipur and 895 villages. Silchar town is the HQ of Cachar District. The overall literacy rate of the district is 68.42%.

The registration of cases is done by attending different well defined sources through direct interview of the patients or his/her attendant/relative and from available records.

Mortality data is collected from the mortality register of Silchar Medical College, Silchar and other hospitals, Silchar Municipal Board and Office of the District Registrar, Birth and Death. Data collected in core proforma is submitted to the Coordinating centre online.

In the month of September, 2010 PBCR data management 2.1 software has been successfully installed in the registry.

Registry Staff (PBCR), Cachar

Dr Raja Prasanta Banik	:	MRO
Mrs Madhuchhanda Goswami	:	Statistician
Mr Sumit Paul	:	Programmer
Mr Biswajyoti Choudhury	:	Social Investigator
Ms Rini Bhattacharya	:	Social Investigator
Ms Sraboni Mitra	:	Social Investigator
Mr Bidhan Kumar Sarkar	:	Data Entry Operator

Figure CHR-1
Population Pyramid showing Age Distribution: 2007-2008
Cachar District

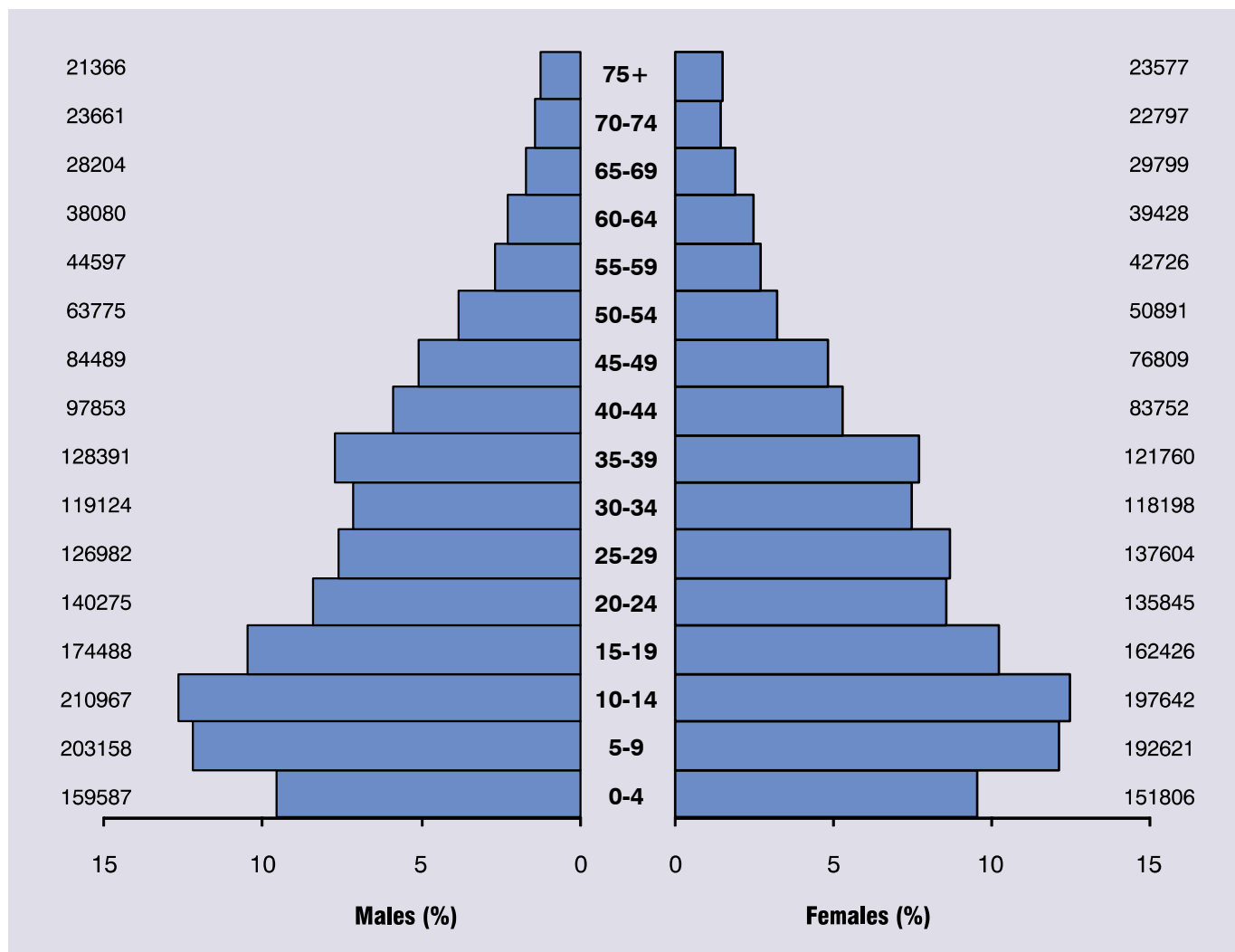


TABLE CHR-1
Population by Five Year Age Group and Gender: 2007-2008
Number and Relative Proportion (%)
Cachar District

Age Group	Males		Females	
	Number	%	Number	%
0-4	159587	9.6	151806	9.6
5-9	203158	12.2	192621	12.1
10-14	210967	12.7	197642	12.4
15-19	174488	10.5	162426	10.2
20-24	140275	8.4	135845	8.6
25-29	126982	7.6	137604	8.7
30-34	119124	7.2	118198	7.4
35-39	128391	7.7	121760	7.7
40-44	97853	5.9	83752	5.3
45-49	84489	5.1	76809	4.8
50-54	63775	3.8	50891	3.2
55-59	44597	2.7	42726	2.7
60-64	38080	2.3	39428	2.5
65-69	28204	1.7	29799	1.9
70-74	23661	1.4	22797	1.4
75+	21366	1.3	23577	1.5
Total	1664997	100.0	1587681	100.0

TABLE CHR-2
Main Sources of Registration of Incident Cases of Cancer: 2007-2008
Cachar District

Name of the Institution	Number	%
Cachar Cancer Hospital, Silchar	884	34.8
The Dept. of Pathology, SMCH	598	23.6
Central Laboratory, Silchar	182	7.2
The Dept. of Radiotherapy, SMCH	135	5.3
Micro-Diagnostic Laboratory, Silchar	110	4.3
Private Practitioners	73	2.9
Silchar Polyclinic Laboratory, Silchar	43	1.7
Udharbond PHC	38	1.5
Office of the Joint Director of Health Services	36	1.4
Shiv Sundari Nari Shikshasram and Anti-Natal Clinic, Silchar	34	1.3
Dr. B. Borooah Cancer Institute, Guwahati	33	1.3
Dr. Lal's Path Laboratory, Silchar	30	1.2
S.S. Seva Pratisthan, Srikona	29	1.1
The Dept. of E.N.T., SMCH	22	0.9
Ultr Path Laboratory, Silchar	16	0.6
Unknown	216	8.5
Others	60	2.4
Total	2539	100.0

1. Institutions listed have registered at least one percent of all cases in the registry for the combined years 2007-2008.
2. The numbers and proportion listed are the minimum number of cases. Institutions could have registered/ reported more cases, since duplicate registrations and non-resident/registry cases are not included.

**TABLE CHR-3(a): Number of Incident Cancers by Five Year Age Group and Site (ICD-10):
2007-2008 – Males**

% = Relative Proportion of Cancers of All Sites

Cachar District

ICD-10	Site	0-4	5-9	10-14	15-19	20-24	25-29	30-34	35-39	40-44	45-49	50-54	55-59	60-64	65-69	70-74	75+	Unkn	Total	%
C00	Lip	-	-	-	-	-	1	-	1	-	2	1	3	-	-	-	-	-	8	0.50
C01-C02	Tongue	-	-	-	1	-	-	3	4	8	11	11	16	9	17	5	9	-	94	5.93
C03-C06	Mouth	-	1	-	-	-	1	1	5	10	11	4	7	10	7	2	5	-	64	4.04
C07-C08	Salivary Gland	-	-	-	-	-	1	-	1	-	3	1	-	3	1	1	1	-	12	0.76
C09	Tonsil	-	-	-	-	1	-	1	2	3	5	9	11	7	11	3	11	-	64	4.04
C10	Oth. Oropharynx	-	-	-	-	1	-	1	-	1	3	2	3	3	1	4	2	-	21	1.32
C11	Nasopharynx	-	-	1	-	-	-	-	-	-	-	-	1	1	-	1	-	-	4	0.25
C12-C13	Hypopharynx	-	-	-	-	-	-	2	9	8	20	10	16	30	13	12	11	-	131	8.26
C14	Pharynx Unspecified	-	-	-	-	-	-	-	-	-	4	2	2	8	2	1	1	-	20	1.26
C15	Oesophagus	-	-	-	-	-	1	1	5	7	15	37	38	36	30	13	9	-	192	12.11
C16	Stomach	-	-	-	-	-	-	-	5	5	7	4	14	16	13	3	5	-	72	4.54
C17	Small Intestine	-	-	-	-	-	-	-	-	-	-	2	-	1	-	1	-	-	4	0.25
C18	Colon	-	-	-	-	-	-	1	2	2	3	-	2	1	5	1	1	-	18	1.13
C19-C20	Rectum	-	-	-	1	2	3	2	5	-	3	1	2	1	3	-	1	1	25	1.58
C21	Anus & Anal Canal	-	-	-	-	1	1	-	-	-	-	1	-	2	1	-	-	-	6	0.38
C22	Liver	-	-	-	-	1	1	-	2	2	2	5	3	3	4	6	4	-	33	2.08
C23-C24	Gallbladder etc.	-	-	-	-	-	-	1	5	6	9	4	7	7	1	4	-	-	44	2.77
C25	Pancreas	-	-	-	-	-	-	-	-	-	1	-	2	-	-	1	1	-	5	0.32
C30-C31	Nose, Sinuses etc.	-	-	-	-	-	-	-	-	-	-	-	-	1	1	-	-	-	2	0.13
C32	Larynx	-	-	-	-	-	-	4	4	15	12	21	20	18	26	22	19	-	161	10.15
C33-C34	Lung etc.	-	-	-	-	-	-	-	2	2	11	9	24	19	16	17	4	-	104	6.56
C37-C38	Other Thoracic Organs	-	-	-	-	-	-	-	-	-	1	-	-	-	-	-	-	-	1	0.06
C40-C41	Bone	-	-	1	6	-	1	-	-	1	4	3	1	3	-	-	-	-	20	1.26
C43	Melanoma of Skin	-	-	-	-	-	-	-	-	-	-	-	-	-	-	-	-	-	-	-
C44	Other Skin	-	-	-	-	-	-	1	-	1	1	-	2	-	4	-	-	-	9	0.57
C45	Mesothelioma	-	-	-	-	-	-	-	-	-	-	-	-	-	-	-	-	-	-	-
C46	Kaposi Sarcoma	-	-	-	-	-	-	-	-	-	-	-	-	-	-	-	-	-	-	-
C47+C49	Conn. & Soft Tissue	-	-	1	-	-	-	-	1	1	-	1	-	1	-	-	-	-	5	0.32
C50	Breast	-	-	-	-	-	-	-	2	-	1	2	3	2	2	1	2	-	15	0.95
C60	Penis	-	-	-	-	-	-	-	-	-	2	3	-	3	2	-	-	-	10	0.63
C61	Prostate	-	-	-	-	-	-	-	-	-	-	1	1	5	1	4	5	-	17	1.07
C62	Testis	-	-	-	-	-	-	-	4	2	1	3	-	-	-	-	-	-	10	0.63
C63	Other Male Genital	-	-	-	-	-	-	-	-	-	-	-	-	-	-	-	-	-	-	-
C64	Kidney etc.	3	-	-	1	-	-	-	-	2	-	3	1	-	1	-	-	-	11	0.69
C65	Renal Pelvis	-	-	-	-	-	-	-	-	-	-	-	-	-	-	-	-	-	-	-
C66	Ureter	-	-	-	-	-	-	-	-	-	-	-	1	-	-	-	-	-	1	0.06
C67	Bladder	-	-	-	-	1	-	-	1	3	-	1	5	4	2	2	3	-	22	1.39
C68	Uns.Urinary Organs	-	-	-	-	-	-	-	-	1	-	-	1	1	1	-	-	-	4	0.25
C69	Eye	1	-	-	-	-	-	-	-	-	-	-	-	-	-	-	-	-	1	0.06
C70-C72	Brain, Nervous System	1	-	-	-	1	-	-	-	-	1	-	-	-	-	-	1	-	4	0.25
C73	Thyroid	-	-	-	-	1	-	-	-	1	-	-	-	-	1	-	-	-	3	0.19
C74	Adrenal Gland	-	-	-	-	-	-	-	-	-	-	-	-	-	-	-	-	-	-	-
C81	Hodgkins Disease	-	-	-	-	1	-	-	-	-	1	-	-	-	-	-	1	-	3	0.19
C82-85,C96	NHL	-	1	-	-	-	3	1	1	1	2	3	2	-	5	2	-	-	21	1.32
C88	Malig Imn.Prol D	-	-	-	-	-	-	-	-	-	-	-	-	-	-	-	-	-	-	-
C90	Multiple Myeloma	-	-	-	-	-	-	-	1	1	4	2	1	2	-	-	1	-	12	0.76
C91	Lymphoid Leuk.	-	2	-	-	1	-	-	-	3	-	-	-	1	-	-	-	-	7	0.44
C92-C94	Myeloid Leukaemia	2	-	2	1	1	5	-	1	2	2	2	-	3	2	-	2	-	25	1.58
C95	Leukaemia Uns	-	-	-	-	-	-	-	-	-	-	-	-	-	-	-	-	-	-	-
O&U *	Other and Uns	1	-	3	-	2	2	19	19	24	27	48	43	37	35	29	12	-	301	18.98
	All Sites	8	4	8	10	14	20	38	82	112	169	196	232	238	208	135	111	1	1586	100.0

* O&U includes the Sites (ICD-10: C26, C39, C48, C75, C76, C77, C78, C79, C80, C97)

**TABLE CHR-3(b): Number of Incident Cancers by Five Year Age Group and Site (ICD-10):
2007-2008 – Females**

% = Relative Proportion of Cancers of All Sites

Cachar District

ICD-10	Site	0-4	5-9	10-14	15-19	20-24	25-29	30-34	35-39	40-44	45-49	50-54	55-59	60-64	65-69	70-74	75+	Unkn	Total	%
C00	Lip	-	-	-	1	-	-	-	-	-	-	1	-	-	1	-	-	-	3	0.31
C01-C02	Tongue	-	-	-	-	-	1	-	1	1	4	3	3	2	4	4	1	-	24	2.52
C03-C06	Mouth	-	-	-	-	1	3	3	1	3	7	1	3	10	4	1	3	-	40	4.20
C07-C08	Salivary Gland	-	-	1	-	-	-	-	-	-	1	2	1	-	1	-	-	-	6	0.63
C09	Tonsil	-	-	-	-	-	-	-	-	4	2	1	1	1	2	-	-	-	11	1.15
C10	Oth. Oropharynx	-	-	-	-	-	-	-	-	-	-	-	-	1	1	1	1	-	4	0.42
C11	Nasopharynx	-	-	-	-	-	-	-	-	-	1	-	-	-	-	1	-	-	2	0.21
C12-C13	Hypopharynx	-	-	-	-	-	-	-	3	3	2	3	-	3	1	3	4	-	22	2.31
C14	Pharynx Unspecified	-	-	-	-	-	-	-	1	1	1	-	-	1	1	-	-	-	5	0.52
C15	Oesophagus	-	-	-	-	1	-	-	8	6	7	10	14	15	12	9	4	-	86	9.02
C16	Stomach	-	-	1	-	-	-	-	2	-	4	2	2	3	-	1	-	-	15	1.57
C17	Small Intestine	-	-	-	-	-	-	-	-	-	-	-	-	-	-	-	-	-	-	-
C18	Colon	-	-	-	-	1	1	-	-	1	1	1	1	1	1	1	-	-	9	0.94
C19-C20	Rectum	-	-	1	1	1	2	1	4	-	1	2	-	1	-	-	1	-	15	1.57
C21	Anus & Anal Canal	-	-	-	-	-	-	-	-	2	-	-	-	-	-	-	-	-	2	0.21
C22	Liver	1	-	-	-	-	1	3	-	3	7	3	2	2	1	-	-	-	23	2.41
C23-C24	Gallbladder etc.	-	-	-	-	-	1	2	4	19	12	16	18	11	6	5	2	-	96	10.07
C25	Pancreas	-	-	-	-	-	-	-	-	-	-	-	1	-	-	-	-	-	1	0.10
C30-C31	Nose, Sinuses etc.	-	-	-	-	-	-	-	-	1	-	-	-	-	-	-	-	-	1	0.10
C32	Larynx	-	-	-	-	-	-	1	1	3	1	1	5	3	2	6	2	-	25	2.62
C33-C34	Lung etc.	-	-	-	-	-	-	-	-	1	3	3	4	3	2	3	1	-	20	2.10
C37-C38	Other Thoracic Organs	-	-	-	-	-	-	-	-	-	-	-	-	-	-	-	-	-	-	-
C40-C41	Bone	-	-	2	1	2	2	-	-	1	1	-	-	-	-	-	1	-	10	1.05
C43	Melanoma of Skin	-	-	-	-	-	-	-	-	-	-	-	-	-	-	-	-	-	-	-
C44	Other Skin	-	-	-	-	-	-	1	-	-	2	-	1	1	-	1	-	-	6	0.63
C45	Mesothelioma	-	-	-	-	-	-	-	-	-	-	-	-	-	-	-	-	-	-	-
C46	Kaposi Sarcoma	-	-	-	-	-	-	-	-	-	-	-	-	-	-	-	-	-	-	-
C47+C49	Conn. & Soft Tissue	-	-	-	-	-	-	-	-	-	-	-	-	-	-	-	-	-	-	-
C50	Breast	-	-	-	-	2	6	11	15	14	29	16	25	13	7	2	-	-	140	14.69
C51	Vulva	-	-	-	-	-	-	-	-	4	1	-	-	4	-	-	-	-	9	0.94
C52	Vagina	-	-	-	-	-	-	-	-	-	-	-	1	-	1	-	-	-	2	0.21
C53	Cervix Uteri	-	-	-	-	1	4	6	16	11	19	27	12	17	13	7	1	-	134	14.06
C54	Corpus Uteri	-	-	-	-	1	-	-	3	1	1	1	1	1	2	-	1	-	12	1.26
C55	Uterus Unspecified	-	-	-	-	1	2	-	4	2	5	1	1	2	-	-	-	-	18	1.89
C56	Ovary etc.	-	1	-	-	2	2	5	2	7	3	4	1	3	1	1	1	-	33	3.46
C57	Other Female Genital	-	-	-	-	-	-	-	-	-	-	-	-	-	-	-	-	-	-	-
C58	Placenta	-	-	-	-	-	-	-	-	-	-	-	-	-	-	-	-	-	-	-
C64	Kidney etc.	-	-	1	-	-	1	-	-	-	-	-	-	-	-	-	-	-	2	0.21
C65	Renal Pelvis	-	-	-	-	-	-	-	-	-	-	-	-	-	-	-	-	-	-	-
C66	Ureter	-	-	-	-	-	-	-	-	-	-	-	-	-	-	-	-	-	-	-
C67	Bladder	-	-	-	-	-	-	-	-	-	-	1	-	-	-	-	1	-	2	0.21
C68	Uns. Urinary Organs	-	-	-	-	-	-	-	-	-	-	-	-	-	-	-	-	-	-	-
C69	Eye	-	-	1	-	-	-	-	-	-	-	-	-	-	-	-	-	-	1	0.10
C70-C72	Brain, Nervous System	-	-	-	-	-	-	1	-	-	1	-	-	-	-	-	-	-	2	0.21
C73	Thyroid	-	-	-	-	-	-	-	2	2	-	1	1	-	2	-	1	-	9	0.94
C74	Adrenal Gland	-	-	-	-	-	-	-	-	-	-	-	-	-	-	-	-	-	-	-
C81	Hodgkins Disease	-	-	-	-	-	-	-	-	-	-	-	-	-	-	-	-	-	-	-
C82-85,C96	NHL	-	-	-	-	1	-	-	-	1	-	1	1	-	-	-	-	-	4	0.42
C88	Malig Imn.Prol D	-	-	-	-	-	-	-	-	-	-	-	-	-	-	-	-	-	-	-
C90	Multiple Myeloma	-	-	-	-	-	-	-	1	-	-	-	2	1	2	-	-	-	6	0.63
C91	Lymphoid Leuk.	-	2	-	1	-	-	-	-	-	-	2	-	-	-	-	-	-	5	0.52
C92-C94	Myeloid Leukaemia	1	-	2	2	2	2	2	1	2	-	5	1	1	2	-	3	-	26	2.73
C95	Leukaemia Uns	-	-	-	-	-	-	-	-	-	1	-	-	-	-	-	-	-	1	0.10
O&U *	Other and Uns	-	-	1	1	4	1	5	7	14	18	14	10	20	8	10	8	-	121	12.70
	All Sites	2	3	10	7	20	29	41	76	107	135	122	112	120	77	56	36	-	953	100.0

* O&U includes the Sites (ICD-10: C26, C39, C48, C75, C76, C77, C78, C79, C80, C97)

TABLE CHR-4(a):
Average Annual Age Specific, Crude (CR), Age Adjusted (AAR) (with Standard Error (SE)) and
Truncated (35-64 yrs) (TR) Incidence Rate per 100,000 population: 2007-2008 - Males
Cachar District

ICD-10	0-4	5-9	10-14	15-19	20-24	25-29	30-34	35-39	40-44	45-49	50-54	55-59	60-64	65-69	70-74	>75	CR	AAR	SE	TR
C00	-	-	-	-	-	0.8	-	0.8	-	2.4	1.6	6.7	-	-	-	-	0.5	0.60	0.22	1.7
C01-C02	-	-	-	0.6	-	-	2.5	3.1	8.2	13.0	17.2	35.9	23.6	60.3	21.1	42.1	5.6	7.98	0.84	15.2
C03-C06	-	0.5	-	-	-	0.8	0.8	3.9	10.2	13.0	6.3	15.7	26.3	24.8	8.5	23.4	3.8	5.16	0.66	11.7
C07-C08	-	-	-	-	-	0.8	-	0.8	-	3.6	1.6	-	7.9	3.5	4.2	4.7	0.7	1.00	0.30	2.1
C09	-	-	-	-	0.7	-	0.8	1.6	3.1	5.9	14.1	24.7	18.4	39.0	12.7	51.5	3.8	5.62	0.71	9.9
C10	-	-	-	-	0.7	-	0.8	-	1.0	3.6	3.1	6.7	7.9	3.5	16.9	9.4	1.3	1.75	0.39	3.3
C11	-	-	0.5	-	-	-	-	-	-	-	-	2.2	2.6	-	4.2	-	0.2	0.32	0.17	0.6
C12-C13	-	-	-	-	-	-	1.7	7.0	8.2	23.7	15.7	35.9	78.8	46.1	50.7	51.5	7.9	11.23	1.00	24.8
C14	-	-	-	-	-	-	-	-	-	4.7	3.1	4.5	21.0	7.1	4.2	4.7	1.2	1.85	0.42	4.7
C15	-	-	-	-	-	0.8	0.8	3.9	7.2	17.8	58.0	85.2	94.5	106.4	54.9	42.1	11.5	17.06	1.25	38.1
C16	-	-	-	-	-	-	-	3.9	5.1	8.3	6.3	31.4	42.0	46.1	12.7	23.4	4.3	6.39	0.77	13.8
C17	-	-	-	-	-	-	-	-	-	-	3.1	-	2.6	-	4.2	-	0.2	0.35	0.17	0.8
C18	-	-	-	-	-	-	0.8	1.6	2.0	3.6	-	4.5	2.6	17.7	4.2	4.7	1.1	1.47	0.36	2.3
C19-C20	-	-	-	0.6	1.4	2.4	1.7	3.9	-	3.6	1.6	4.5	2.6	10.6	-	4.7	1.5	1.68	0.36	2.6
C21	-	-	-	-	0.7	0.8	-	-	-	-	1.6	-	5.3	3.5	-	-	0.4	0.51	0.22	0.9
C22	-	-	-	-	0.7	0.8	-	1.6	2.0	2.4	7.8	6.7	7.9	14.2	25.4	18.7	2.0	2.76	0.49	4.3
C23-C24	-	-	-	-	-	-	0.8	3.9	6.1	10.7	6.3	15.7	18.4	3.5	16.9	-	2.6	3.41	0.53	9.4
C25	-	-	-	-	-	-	-	-	-	1.2	-	4.5	-	-	4.2	4.7	0.3	0.43	0.19	0.8
C30-C31	-	-	-	-	-	-	-	-	-	-	-	-	2.6	3.5	-	-	0.1	0.21	0.15	0.3
C32	-	-	-	-	-	-	3.4	3.1	15.3	14.2	32.9	44.8	47.3	92.2	93.0	88.9	9.7	13.90	1.11	23.5
C33-C34	-	-	-	-	-	-	-	1.6	2.0	13.0	14.1	53.8	49.9	56.7	71.8	18.7	6.2	9.36	0.93	18.9
C37-C38	-	-	-	-	-	-	-	-	-	1.2	-	-	-	-	-	-	0.1	0.07	0.07	0.2
C40-C41	-	-	0.5	3.4	-	0.8	-	-	1.0	4.7	4.7	2.2	7.9	-	-	-	1.2	1.40	0.32	3.2
C43	-	-	-	-	-	-	-	-	-	-	-	-	-	-	-	-	-	-	-	-
C44	-	-	-	-	-	-	0.8	-	1.0	1.2	-	4.5	-	14.2	-	-	0.5	0.79	0.27	1.0
C45	-	-	-	-	-	-	-	-	-	-	-	-	-	-	-	-	-	-	-	-
C46	-	-	-	-	-	-	-	-	-	-	-	-	-	-	-	-	-	-	-	-
C47+C49	-	-	0.5	-	-	-	-	0.8	1.0	-	1.6	-	2.6	-	-	-	0.3	0.33	0.16	0.9
C50	-	-	-	-	-	-	-	1.6	-	1.2	3.1	6.7	5.3	7.1	4.2	9.4	0.9	1.28	0.34	2.6
C60	-	-	-	-	-	-	-	-	-	2.4	4.7	-	7.9	7.1	-	-	0.6	0.91	0.29	2.2
C61	-	-	-	-	-	-	-	-	-	-	1.6	2.2	13.1	3.5	16.9	23.4	1.0	1.61	0.39	2.2
C62	-	-	-	-	-	-	-	3.1	2.0	1.2	4.7	-	-	-	-	-	0.6	0.62	0.20	2.0
C63	-	-	-	-	-	-	-	-	-	-	-	-	-	-	-	-	-	-	-	-
C64	1.9	-	-	0.6	-	-	-	-	2.0	-	4.7	2.2	-	3.5	-	-	0.7	0.83	0.25	1.4
C65	-	-	-	-	-	-	-	-	-	-	-	-	-	-	-	-	-	-	-	-
C66	-	-	-	-	-	-	-	-	-	-	-	2.2	-	-	-	-	0.1	0.09	0.09	0.3
C67	-	-	-	-	0.7	-	-	0.8	3.1	-	1.6	11.2	10.5	7.1	8.5	14.0	1.3	1.90	0.41	3.8
C68	-	-	-	-	-	-	-	-	1.0	-	-	2.2	2.6	3.5	-	-	0.2	0.36	0.18	0.8
C69	0.6	-	-	-	-	-	-	-	-	-	-	-	-	-	-	-	0.1	0.08	0.08	-
C70-C72	0.6	-	-	-	0.7	-	-	-	-	1.2	-	-	-	-	-	4.7	0.2	0.30	0.15	0.2
C73	-	-	-	-	0.7	-	-	-	1.0	-	-	-	-	3.5	-	-	0.2	0.22	0.14	0.2
C74	-	-	-	-	-	-	-	-	-	-	-	-	-	-	-	-	-	-	-	-
C81	-	-	-	-	0.7	-	-	-	-	1.2	-	-	-	-	-	4.7	0.2	0.22	0.13	0.2
C82-85,C96	-	0.5	-	-	-	2.4	0.8	0.8	1.0	2.4	4.7	4.5	-	17.7	8.5	-	1.3	1.65	0.37	2.1
C88	-	-	-	-	-	-	-	-	-	-	-	-	-	-	-	-	-	-	-	-
C90	-	-	-	-	-	-	-	0.8	1.0	4.7	3.1	2.2	5.3	-	-	4.7	0.7	0.94	0.28	2.7
C91	-	1.0	-	-	0.7	-	-	-	3.1	-	-	-	2.6	-	-	-	0.4	0.44	0.17	0.9
C92-C94	1.3	-	0.9	0.6	0.7	3.9	-	0.8	2.0	2.4	3.1	-	7.9	7.1	-	9.4	1.5	1.84	0.38	2.5
C95	-	-	-	-	-	-	-	-	-	-	-	-	-	-	-	-	-	-	-	-
O&U *	0.6	-	1.4	-	1.4	1.6	15.9	14.8	24.5	32.0	75.3	96.4	97.2	124.1	122.6	56.2	18.1	24.48	1.45	50.9
All	5.0	2.0	3.8	5.7	10.0	15.8	31.9	63.9	114.5	200.0	307.3	520.2	625.0	737.5	570.6	519.5	95.3	133.5	3.42	270.6

TABLE CHR-4(b):
Average Annual Age Specific, Crude (CR), Age Adjusted (AAR) (with Standard Error (SE)) and
Truncated (35-64 yrs) (TR) Incidence Rate per 100,000 population: 2007-2008 - Females
Cachar District

ICD-10	0-4	5-9	10-14	15-19	20-24	25-29	30-34	35-39	40-44	45-49	50-54	55-59	60-64	65-69	70-74	>75	CR	AAR	SE	TR
C00	-	-	-	0.6	-	-	-	-	-	-	2.0	-	-	3.4	-	-	0.2	0.25	0.15	0.3
C01-C02	-	-	-	-	-	0.7	-	0.8	1.2	5.2	5.9	7.0	5.1	13.4	17.5	4.2	1.5	2.11	0.44	3.9
C03-C06	-	-	-	-	0.7	2.2	2.5	0.8	3.6	9.1	2.0	7.0	25.4	13.4	4.4	12.7	2.5	3.34	0.54	7.1
C07-C08	-	-	0.5	-	-	-	-	-	-	1.3	3.9	2.3	-	3.4	-	-	0.4	0.51	0.22	1.2
C09	-	-	-	-	-	-	-	-	4.8	2.6	2.0	2.3	2.5	6.7	-	-	0.7	0.94	0.29	2.4
C10	-	-	-	-	-	-	-	-	-	-	-	-	2.5	3.4	4.4	4.2	0.3	0.37	0.19	0.3
C11	-	-	-	-	-	-	-	-	-	1.3	-	-	-	-	4.4	-	0.1	0.17	0.12	0.3
C12-C13	-	-	-	-	-	-	-	2.5	3.6	2.6	5.9	-	7.6	3.4	13.2	17.0	1.4	1.82	0.40	3.6
C14	-	-	-	-	-	-	-	0.8	1.2	1.3	-	-	2.5	3.4	-	-	0.3	0.40	0.18	1.0
C15	-	-	-	-	0.7	-	-	6.6	7.2	9.1	19.6	32.8	38.0	40.3	39.5	17.0	5.4	7.58	0.83	16.7
C16	-	-	0.5	-	-	-	-	1.6	-	5.2	3.9	4.7	7.6	-	4.4	-	0.9	1.23	0.33	3.5
C17	-	-	-	-	-	-	-	-	-	-	-	-	-	-	-	-	-	-	-	-
C18	-	-	-	-	0.7	0.7	-	-	1.2	1.3	2.0	2.3	2.5	3.4	4.4	-	0.6	0.75	0.25	1.4
C19-C20	-	-	0.5	0.6	0.7	1.5	0.8	3.3	-	1.3	3.9	-	2.5	-	-	4.2	0.9	0.98	0.27	1.8
C21	-	-	-	-	-	-	-	-	2.4	-	-	-	-	-	-	-	0.1	0.14	0.10	0.5
C22	0.7	-	-	-	-	0.7	2.5	-	3.6	9.1	5.9	4.7	5.1	3.4	-	-	1.4	1.84	0.39	4.7
C23-C24	-	-	-	-	-	0.7	1.7	3.3	22.7	15.6	31.4	42.1	27.9	20.1	21.9	8.5	6.0	8.24	0.85	22.2
C25	-	-	-	-	-	-	-	-	-	-	-	2.3	-	-	-	-	0.1	0.09	0.09	0.3
C30-C31	-	-	-	-	-	-	-	-	1.2	-	-	-	-	-	-	-	0.1	0.07	0.07	0.2
C32	-	-	-	-	-	-	0.8	0.8	3.6	1.3	2.0	11.7	7.6	6.7	26.3	8.5	1.6	2.16	0.44	3.9
C33-C34	-	-	-	-	-	-	-	-	1.2	3.9	5.9	9.4	7.6	6.7	13.2	4.2	1.3	1.83	0.41	4.1
C37-C38	-	-	-	-	-	-	-	-	-	-	-	-	-	-	-	-	-	-	-	-
C40-C41	-	-	1.0	0.6	1.5	1.5	-	-	1.2	1.3	-	-	-	-	-	4.2	0.6	0.62	0.20	0.5
C43	-	-	-	-	-	-	-	-	-	-	-	-	-	-	-	-	-	-	-	-
C44	-	-	-	-	-	-	0.8	-	-	2.6	-	2.3	2.5	-	4.4	-	0.4	0.49	0.20	1.1
C45	-	-	-	-	-	-	-	-	-	-	-	-	-	-	-	-	-	-	-	-
C46	-	-	-	-	-	-	-	-	-	-	-	-	-	-	-	-	-	-	-	-
C47+C49	-	-	-	-	-	-	-	-	-	-	-	-	-	-	-	-	-	-	-	-
C50	-	-	-	-	1.5	4.4	9.3	12.3	16.7	37.8	31.4	58.5	33.0	23.5	8.8	-	8.8	11.14	0.97	29.8
C51	-	-	-	-	-	-	-	-	4.8	1.3	-	-	10.1	-	-	-	0.6	0.77	0.26	2.5
C52	-	-	-	-	-	-	-	-	-	-	-	2.3	-	3.4	-	-	0.1	0.19	0.14	0.3
C53	-	-	-	-	0.7	2.9	5.1	13.1	13.1	24.7	53.1	28.1	43.1	43.6	30.7	4.2	8.4	11.17	0.99	27.6
C54	-	-	-	-	0.7	-	-	2.5	1.2	1.3	2.0	2.3	2.5	6.7	-	4.2	0.8	0.94	0.28	1.9
C55	-	-	-	-	0.7	1.5	-	3.3	2.4	6.5	2.0	2.3	5.1	-	-	-	1.1	1.30	0.32	3.6
C56	-	0.5	-	-	1.5	1.5	4.2	1.6	8.4	3.9	7.9	2.3	7.6	3.4	4.4	4.2	2.1	2.44	0.44	5.2
C57	-	-	-	-	-	-	-	-	-	-	-	-	-	-	-	-	-	-	-	-
C58	-	-	-	-	-	-	-	-	-	-	-	-	-	-	-	-	-	-	-	-
C64	-	-	0.5	-	-	0.7	-	-	-	-	-	-	-	-	-	-	0.1	0.10	0.07	-
C65	-	-	-	-	-	-	-	-	-	-	-	-	-	-	-	-	-	-	-	-
C66	-	-	-	-	-	-	-	-	-	-	-	-	-	-	-	-	-	-	-	-
C67	-	-	-	-	-	-	-	-	-	-	2.0	-	-	-	-	4.2	0.1	0.18	0.13	0.3
C68	-	-	-	-	-	-	-	-	-	-	-	-	-	-	-	-	-	-	-	-
C69	-	-	0.5	-	-	-	-	-	-	-	-	-	-	-	-	-	0.1	0.05	0.05	-
C70-C72	-	-	-	-	-	-	0.8	-	-	1.3	-	-	-	-	-	-	0.1	0.13	0.09	0.3
C73	-	-	-	-	-	-	-	1.6	2.4	-	2.0	2.3	-	6.7	-	4.2	0.6	0.72	0.25	1.4
C74	-	-	-	-	-	-	-	-	-	-	-	-	-	-	-	-	-	-	-	-
C81	-	-	-	-	-	-	-	-	-	-	-	-	-	-	-	-	-	-	-	-
C82-85,C96	-	-	-	-	0.7	-	-	-	1.2	-	2.0	2.3	-	-	-	-	0.3	0.32	0.16	0.9
C88	-	-	-	-	-	-	-	-	-	-	-	-	-	-	-	-	-	-	-	-
C90	-	-	-	-	-	-	-	0.8	-	-	-	4.7	2.5	6.7	-	-	0.4	0.54	0.22	1.1
C91	-	1.0	-	0.6	-	-	-	-	-	-	3.9	-	-	-	-	-	0.3	0.36	0.17	0.6
C92-C94	0.7	-	1.0	1.2	1.5	1.5	1.7	0.8	2.4	-	9.8	2.3	2.5	6.7	-	12.7	1.6	1.95	0.40	2.8
C95	-	-	-	-	-	-	-	-	-	1.3	-	-	-	-	-	-	0.1	0.08	0.08	0.3
O&U *	-	-	0.5	0.6	2.9	0.7	4.2	5.7	16.7	23.4	27.5	23.4	50.7	26.8	43.9	33.9	7.6	10.10	0.94	22.9
All	1.3	1.6	5.1	4.3	14.7	21.1	34.7	62.4	127.8	175.8	239.7	262.1	304.4	258.4	245.6	152.7	60.0	78.4	2.60	182.6

**TABLE CHR-5(a): Number (#) and Proportion (%) of Cancers by Site (ICD-10) and Method of Diagnosis: 2007-2008 - Males
Cachar District**

ICD-10	Site	Clinical		Microscopic		X-Ray / Imaging		DCO		Others		Unknown		Total	
		#	%	#	%	#	%	#	%	#	%	#	%	#	%
C00	Lip	2	25.0	5	62.5	1	12.5	-	-	-	-	-	-	8	100.0
C01-C02	Tongue	1	1.1	63	67.0	21	22.3	7	7.4	2	2.1	-	-	94	100.0
C03-C06	Mouth	3	4.7	52	81.3	9	14.1	-	-	-	-	-	-	64	100.0
C07-C08	Salivary Gland	-	-	10	83.3	2	16.7	-	-	-	-	-	-	12	100.0
C09	Tonsil	1	1.6	50	78.1	10	15.6	3	4.7	-	-	-	-	64	100.0
C10	Oth. Oropharynx	-	-	17	81.0	3	14.3	1	4.8	-	-	-	-	21	100.0
C11	Nasopharynx	-	-	2	50.0	1	25.0	1	25.0	-	-	-	-	4	100.0
C12-C13	Hypopharynx	2	1.5	110	84.0	12	9.2	6	4.6	-	-	1	0.8	131	100.0
C14	Pharynx Unspecified	1	5.0	11	55.0	1	5.0	7	35.0	-	-	-	-	20	100.0
C15	Oesophagus	1	0.5	150	78.1	16	8.3	24	12.5	1	0.5	-	-	192	100.0
C16	Stomach	-	-	52	72.2	7	9.7	13	18.1	-	-	-	-	72	100.0
C17	Small Intestine	-	-	3	75.0	-	-	1	25.0	-	-	-	-	4	100.0
C18	Colon	-	-	15	83.3	1	5.6	2	11.1	-	-	-	-	18	100.0
C19-C20	Rectum	-	-	19	76.0	-	-	6	24.0	-	-	-	-	25	100.0
C21	Anus & Anal Canal	-	-	6	100.0	-	-	-	-	-	-	-	-	6	100.0
C22	Liver	-	-	14	42.4	9	27.3	10	30.3	-	-	-	-	33	100.0
C23-C24	Gallbladder etc.	-	-	34	77.3	2	4.5	8	18.2	-	-	-	-	44	100.0
C25	Pancreas	-	-	1	20.0	1	20.0	3	60.0	-	-	-	-	5	100.0
C30-C31	Nose, Sinuses etc.	-	-	2	100.0	-	-	-	-	-	-	-	-	2	100.0
C32	Larynx	4	2.5	118	73.3	20	12.4	19	11.8	-	-	-	-	161	100.0
C33-C34	Lung etc.	3	2.9	39	37.5	47	45.2	15	14.4	-	-	-	-	104	100.0
C37-C38	Other Thoracic Organs	-	-	1	100.0	-	-	-	-	-	-	-	-	1	100.0
C40-C41	Bone	-	-	16	84.2	2	10.5	1	5.3	-	-	-	-	19	100.0
C43	Melanoma of Skin	-	-	-	-	-	-	-	-	-	-	-	-	-	-
C44	Other Skin	-	-	8	88.9	1	11.1	-	-	-	-	-	-	9	100.0
C45	Mesothelioma	-	-	-	-	-	-	-	-	-	-	-	-	-	-
C46	Kaposi Sarcoma	-	-	-	-	-	-	-	-	-	-	-	-	-	-
C47 + C49	Conn. & Soft Tissue	-	-	5	100.0	-	-	-	-	-	-	-	-	5	100.0
C50	Breast	-	-	11	73.3	1	6.7	3	20.0	-	-	-	-	15	100.0
C60	Penis	-	-	9	90.0	-	-	1	10.0	-	-	-	-	10	100.0
C61	Prostate	1	5.9	13	76.5	2	11.8	1	5.9	-	-	-	-	17	100.0
C62	Testis	-	-	8	72.7	2	18.2	1	9.1	-	-	-	-	11	100.0
C63	Other Male Genital	-	-	-	-	-	-	-	-	-	-	-	-	-	-
C64	Kidney etc.	-	-	9	81.8	1	9.1	1	9.1	-	-	-	-	11	100.0
C65	Renal Pelvis	-	-	-	-	-	-	-	-	-	-	-	-	-	-
C66	Ureter	-	-	1	100.0	-	-	-	-	-	-	-	-	1	100.0
C67	Bladder	-	-	19	86.4	1	4.5	2	9.1	-	-	-	-	22	100.0
C68	Uns. Urinary Organs	-	-	3	75.0	1	25.0	-	-	-	-	-	-	4	100.0
C69	Eye	-	-	1	100.0	-	-	-	-	-	-	-	-	1	100.0
C70-C72	Brain, Nervous System	-	-	4	100.0	-	-	-	-	-	-	-	-	4	100.0
C73	Thyroid	-	-	2	66.7	1	33.3	-	-	-	-	-	-	3	100.0
C74	Adrenal Gland	-	-	-	-	-	-	-	-	-	-	-	-	-	-
C81	Hodgkins Disease	-	-	3	100.0	-	-	-	-	-	-	-	-	3	100.0
C82-85,C96	NHL	-	-	16	76.2	5	23.8	-	-	-	-	-	-	21	100.0
C88	Malig Imn.Prol D	-	-	-	-	-	-	-	-	-	-	-	-	-	-
C90	Multiple Myeloma	-	-	12	100.0	-	-	-	-	-	-	-	-	12	100.0
C91	Lymphoid Leuk.	-	-	5	71.4	2	28.6	-	-	-	-	-	-	7	100.0
C92-C94	Myeloid Leukaemia	-	-	13	52.0	11	44.0	1	4.0	-	-	-	-	25	100.0
C95	Leukaemia Uns	-	-	-	-	-	-	-	-	-	-	-	-	-	-
O&U *	Other and Uns	3	1.0	126	41.9	120	39.9	51	16.9	-	-	1	0.3	301	100.0
	All Sites	22	1.4	1058	66.7	313	19.7	188	11.9	3.0	0.2	2	0.1	1586	100.0

**TABLE CHR-5(b): Number (#) and Proportion (%) of Cancers by Site (ICD-10) and Method of Diagnosis : 2007-2008 - Females
Cachar District**

ICD-10 -	Site	Clinical		Microscopic		X-Ray / Imaging		DCO		Others		Unknown		Total	
		#	%	#	%	#	%	#	%	#	%	#	%	#	%
C00	Lip	1	33.3	2	66.7	-	-	-	-	-	-	-	-	3	100.0
C01-C02	Tongue	-	-	18	75.0	1	4.2	5	20.8	-	-	-	-	24	100.0
C03-C06	Mouth	-	-	34	85.0	6	15.0	-	-	-	-	-	-	40	100.0
C07-C08	Salivary Gland	-	-	5	83.3	1	16.7	-	-	-	-	-	-	6	100.0
C09	Tonsil	-	-	10	90.9	1	9.1	-	-	-	-	-	-	11	100.0
C10	Oth. Oropharynx	-	-	4	100.0	-	-	-	-	-	-	-	-	4	100.0
C11	Nasopharynx	-	-	2	100.0	-	-	-	-	-	-	-	-	2	100.0
C12-C13	Hypopharynx	-	-	19	86.4	3	13.6	-	-	-	-	-	-	22	100.0
C14	Pharynx Unspecified	-	-	4	80.0	1	20.0	-	-	-	-	-	-	5	100.0
C15	Oesophagus	1	1.2	69	80.2	9	10.5	6	7.0	1	1.2	-	-	86	100.0
C16	Stomach	-	-	11	73.3	1	6.7	3	20.0	-	-	-	-	15	100.0
C17	Small Intestine	-	-	-	-	-	-	-	-	-	-	-	-	-	-
C18	Colon	-	-	9	100.0	-	-	-	-	-	-	-	-	9	100.0
C19-C20	Rectum	-	-	15	100.0	-	-	-	-	-	-	-	-	15	100.0
C21	Anus & Anal Canal	-	-	2	100.0	-	-	-	-	-	-	-	-	2	100.0
C22	Liver	-	-	12	52.2	7	30.4	4	17.4	-	-	-	-	23	100.0
C23-C24	Gallbladder etc.	2	2.1	80	83.3	12	12.5	2	2.1	-	-	-	-	96	100.0
C25	Pancreas	-	-	-	-	-	-	1	100.0	-	-	-	-	1	100.0
C30-C31	Nose, Sinuses etc.	-	-	1	100.0	-	-	-	-	-	-	-	-	1	100.0
C32	Larynx	-	-	17	68.0	6	24.0	2	8.0	-	-	-	-	25	100.0
C33-C34	Lung etc.	-	-	5	25.0	11	55.0	4	20.0	-	-	-	-	20	100.0
C37-C38	Other Thoracic Organs	-	-	-	-	-	-	-	-	-	-	-	-	-	-
C40-C41	Bone	1	10.0	8	80.0	1	10.0	-	-	-	-	-	-	10	100.0
C43	Melanoma of Skin	-	-	-	-	-	-	-	-	-	-	-	-	-	-
C44	Other Skin	-	-	5	83.3	1	16.7	-	-	-	-	-	-	6	100.0
C45	Mesothelioma	-	-	-	-	-	-	-	-	-	-	-	-	-	-
C46	Kaposi Sarcoma	-	-	-	-	-	-	-	-	-	-	-	-	-	-
C47+C49	Conn. & Soft Tissue	-	-	-	-	-	-	-	-	-	-	-	-	-	-
C50	Breast	4	2.9	90	64.3	41	29.3	5	3.6	-	-	-	-	140	100.0
C51	Vulva	-	-	9	100.0	-	-	-	-	-	-	-	-	9	100.0
C52	Vagina	-	-	2	100.0	-	-	-	-	-	-	-	-	2	100.0
C53	Cervix Uteri	1	0.7	121	90.3	11	8.2	1	0.7	-	-	-	-	134	100.0
C54	Corpus Uteri	2	16.7	10	83.3	-	-	-	-	-	-	-	-	12	100.0
C55	Uterus Unspecified	2	11.1	15	83.3	1	5.6	-	-	-	-	-	-	18	100.0
C56	Ovary etc.	1	3.0	30	90.9	1	3.0	1	3.0	-	-	-	-	33	100.0
C57	Other Female Genital	-	-	-	-	-	-	-	-	-	-	-	-	-	-
C58	Placenta	-	-	-	-	-	-	-	-	-	-	-	-	-	-
C64	Kidney etc.	-	-	2	100.0	-	-	-	-	-	-	-	-	2	100.0
C65	Renal Pelvis	-	-	-	-	-	-	-	-	-	-	-	-	-	-
C66	Ureter	-	-	-	-	-	-	-	-	-	-	-	-	-	-
C67	Bladder	-	-	2	100.0	-	-	-	-	-	-	-	-	2	100.0
C68	Uns.Urinary Organs	-	-	-	-	-	-	-	-	-	-	-	-	-	-
C69	Eye	-	-	1	100.0	-	-	-	-	-	-	-	-	1	100.0
C70-C72	Brain, Nervous System	-	-	2	100.0	-	-	-	-	-	-	-	-	2	100.0
C73	Thyroid	-	-	7	77.8	2	22.2	-	-	-	-	-	-	9	100.0
C74	Adrenal Gland	-	-	-	-	-	-	-	-	-	-	-	-	-	-
C81	Hodgkins Disease	-	-	-	-	-	-	-	-	-	-	-	-	-	-
C82-85,C96	NHL	-	-	3	75.0	1	25.0	-	-	-	-	-	-	4	100.0
C88	Malig Imn.Prol D	-	-	-	-	-	-	-	-	-	-	-	-	-	-
C90	Multiple Myeloma	-	-	6	100.0	-	-	-	-	-	-	-	-	6	100.0
C91	Lymphoid Leuk.	-	-	4	80.0	1	20.0	-	-	-	-	-	-	5	100.0
C92-C94	Myeloid Leukaemia	-	-	22	84.6	4	15.4	-	-	-	-	-	-	26	100.0
C95	Leukaemia Uns	-	-	1	100.0	-	-	-	-	-	-	-	-	1	100.0
O&U *	Other and Uns	1	0.8	56	46.3	44	36.4	19	15.7	1	0.8	-	-	121	100.0
	All Sites	16	1.7	715	75.0	167	17.5	53	5.6	2.0	0.2	-	-	953	100.0

TABLE CHR-6(a): Number (#) and Proportion (%) of Cancers by Site (ICD-10) and Detailed Microscopic Diagnosis: 2007-2008 - Males : Cachar District

ICD-10	Site	Pri. Hist		Sec. Hist		Cytology		Blood Film		Bone Marrow		Others		Total	
		#	%	#	%	#	%	#	%	#	%	#	%	#	%
C00	Lip	5	62.5	-	-	-	-	-	-	-	-	3	37.5	8	100.0
C01-C02	Tongue	54	57.4	-	-	9	9.6	-	-	-	-	31	33.0	94	100.0
C03-C06	Mouth	44	68.8	-	-	8	12.5	-	-	-	-	12	18.8	64	100.0
C07-C08	Salivary Gland	2	16.7	-	-	8	66.7	-	-	-	-	2	16.7	12	100.0
C09	Tonsil	43	67.2	-	-	7	10.9	-	-	-	-	14	21.9	64	100.0
C10	Oth. Oropharynx	17	81.0	-	-	-	-	-	-	-	-	4	19.0	21	100.0
C11	Nasopharynx	2	50.0	-	-	-	-	-	-	-	-	2	50.0	4	100.0
C12-C13	Hypopharynx	103	78.6	1	0.8	6	4.6	-	-	-	-	21	16.0	131	100.0
C14	Pharynx Unspecified	10	50.0	-	-	1	5.0	-	-	-	-	9	45.0	20	100.0
C15	Oesophagus	128	66.7	-	-	22	11.5	-	-	-	-	42	21.9	192	100.0
C16	Stomach	50	69.4	-	-	2	2.8	-	-	-	-	20	27.8	72	100.0
C17	Small Intestine	3	75.0	-	-	-	-	-	-	-	-	1	25.0	4	100.0
C18	Colon	14	77.8	-	-	1	5.6	-	-	-	-	3	16.7	18	100.0
C19-C20	Rectum	19	76.0	-	-	-	-	-	-	-	-	6	24.0	25	100.0
C21	Anus & Anal Canal	6	100.0	-	-	-	-	-	-	-	-	-	-	6	100.0
C22	Liver	3	9.1	-	-	11	33.3	-	-	-	-	19	57.6	33	100.0
C23-C24	Gallbladder etc.	32	72.7	-	-	2	4.5	-	-	-	-	10	22.7	44	100.0
C25	Pancreas	1	20.0	-	-	-	-	-	-	-	-	4	80.0	5	100.0
C30-C31	Nose, Sinuses etc.	2	100.0	-	-	-	-	-	-	-	-	-	-	2	100.0
C32	Larynx	63	39.1	1	0.6	54	33.5	-	-	-	-	43	26.7	161	100.0
C33-C34	Lung etc.	6	5.8	-	-	33	31.7	-	-	-	-	65	62.5	104	100.0
C37-C38	Other Thoracic Organs	-	-	-	-	1	100.0	-	-	-	-	-	-	1	100.0
C40-C41	Bone	11	57.9	-	-	4	21.1	-	-	1	5.3	3	15.8	19	100.0
C43	Melanoma of Skin	-	-	-	-	-	-	-	-	-	-	-	-	-	-
C44	Other Skin	8	88.9	-	-	-	-	-	-	-	-	1	11.1	9	100.0
C45	Mesothelioma	-	-	-	-	-	-	-	-	-	-	-	-	-	-
C46	Kaposi Sarcoma	-	-	-	-	-	-	-	-	-	-	-	-	-	-
C47 + C49	Conn. & Soft Tissue	3	60.0	-	-	2	40.0	-	-	-	-	-	-	5	100.0
C50	Breast	10	66.7	-	-	1	6.7	-	-	-	-	4	26.7	15	100.0
C60	Penis	9	90.0	-	-	-	-	-	-	-	-	1	10.0	10	100.0
C61	Prostate	12	70.6	-	-	1	5.9	-	-	-	-	4	23.5	17	100.0
C62	Testis	7	63.6	-	-	1	9.1	-	-	-	-	3	27.3	11	100.0
C63	Other Male Genital	-	-	-	-	-	-	-	-	-	-	-	-	-	-
C64	Kidney etc.	7	63.6	-	-	2	18.2	-	-	-	-	2	18.2	11	100.0
C65	Renal Pelvis	-	-	-	-	-	-	-	-	-	-	-	-	-	-
C66	Ureter	1	100.0	-	-	-	-	-	-	-	-	-	-	1	100.0
C67	Bladder	19	86.4	-	-	-	-	-	-	-	-	3	13.6	22	100.0
C68	Uns. Urinary Organs	3	75.0	-	-	-	-	-	-	-	-	1	25.0	4	100.0
C69	Eye	1	100.0	-	-	-	-	-	-	-	-	-	-	1	100.0
C70-C72	Brain, Nervous System	2	50.0	-	-	2	50.0	-	-	-	-	-	-	4	100.0
C73	Thyroid	1	33.3	-	-	1	33.3	-	-	-	-	1	33.3	3	100.0
C74	Adrenal Gland	-	-	-	-	-	-	-	-	-	-	-	-	-	-
C81	Hodgkins Disease	1	33.3	-	-	2	66.7	-	-	-	-	-	-	3	100.0
C82-85,C96	NHL	7	33.3	-	-	8	38.1	1	4.8	-	-	5	23.8	21	100.0
C88	Malig Imn.Prol D	-	-	-	-	-	-	-	-	-	-	-	-	-	-
C90	Multiple Myeloma	-	-	-	-	-	-	2	16.7	10	83.3	-	-	12	100.0
C91	Lymphoid Leuk.	1	14.3	-	-	-	-	-	-	4	57.1	2	28.6	7	100.0
C92-C94	Myeloid Leukaemia	-	-	-	-	-	-	8	32.0	5	20.0	12	48.0	25	100.0
C95	Leukaemia Uns	-	-	-	-	-	-	-	-	-	-	-	-	-	-
O&U *	Other and Uns	62	20.6	12	4.0	52	17.3	-	-	-	-	175	58.1	301	100.0
	All Sites	772	48.7	14	0.9	241	15.2	11	0.7	20	1.3	528	33.3	1586	100.0

TABLE CHR-6(b): Number (#) and Proportion (%) of Cancers by Site (ICD-10) and Detailed Microscopic Diagnosis: 2007-2008 - Females : Cachar District

ICD-10	Site	Pri. Hist		Sec. Hist		Cytology		Blood Film		Bone Marrow		Others		Total	
		#	%	#	%	#	%	#	%	#	%	#	%	#	%
C00	Lip	2	66.7	-	-	-	-	-	-	-	-	1	33.3	3	100.0
C01-C02	Tongue	17	70.8	-	-	1	4.2	-	-	-	-	6	25.0	24	100.0
C03-C06	Mouth	31	77.5	-	-	3	7.5	-	-	-	-	6	15.0	40	100.0
C07-C08	Salivary Gland	2	33.3	-	-	3	50.0	-	-	-	-	1	16.7	6	100.0
C09	Tonsil	9	81.8	-	-	1	9.1	-	-	-	-	1	9.1	11	100.0
C10	Oth. Oropharynx	4	100.0	-	-	-	-	-	-	-	-	-	-	4	100.0
C11	Nasopharynx	1	50.0	-	-	1	50.0	-	-	-	-	-	-	2	100.0
C12-C13	Hypopharynx	17	77.3	-	-	2	9.1	-	-	-	-	3	13.6	22	100.0
C14	Pharynx Unspecified	4	80.0	-	-	-	-	-	-	-	-	1	20.0	5	100.0
C15	Oesophagus	61	70.9	-	-	8	9.3	-	-	-	-	17	19.8	86	100.0
C16	Stomach	10	66.7	-	-	1	6.7	-	-	-	-	4	26.7	15	100.0
C17	Small Intestine	-	-	-	-	-	-	-	-	-	-	-	-	-	-
C18	Colon	9	100.0	-	-	-	-	-	-	-	-	-	-	9	100.0
C19-C20	Rectum	15	100.0	-	-	-	-	-	-	-	-	-	-	15	100.0
C21	Anus & Anal Canal	2	100.0	-	-	-	-	-	-	-	-	-	-	2	100.0
C22	Liver	4	17.4	1	4.3	7	30.4	-	-	-	-	11	47.8	23	100.0
C23-C24	Gallbladder etc.	71	74.0	-	-	9	9.4	-	-	-	-	16	16.7	96	100.0
C25	Pancreas	-	-	-	-	-	-	-	-	-	-	1	100.0	1	100.0
C30-C31	Nose, Sinuses etc.	1	100.0	-	-	-	-	-	-	-	-	-	-	1	100.0
C32	Larynx	8	32.0	-	-	9	36.0	-	-	-	-	8	32.0	25	100.0
C33-C34	Lung etc.	-	-	-	-	5	25.0	-	-	-	-	15	75.0	20	100.0
C37-C38	Other Thoracic Organs	-	-	-	-	-	-	-	-	-	-	-	-	-	-
C40-C41	Bone	6	60.0	-	-	2	20.0	-	-	-	-	2	20.0	10	100.0
C43	Melanoma of Skin	-	-	-	-	-	-	-	-	-	-	-	-	-	-
C44	Other Skin	4	66.7	-	-	1	16.7	-	-	-	-	1	16.7	6	100.0
C45	Mesothelioma	-	-	-	-	-	-	-	-	-	-	-	-	-	-
C46	Kaposi Sarcoma	-	-	-	-	-	-	-	-	-	-	-	-	-	-
C47+C49	Conn. & Soft Tissue	-	-	-	-	-	-	-	-	-	-	-	-	-	-
C50	Breast	66	47.1	-	-	24	17.1	-	-	-	-	50	35.7	140	100.0
C51	Vulva	8	88.9	-	-	1	11.1	-	-	-	-	-	-	9	100.0
C52	Vagina	2	100.0	-	-	-	-	-	-	-	-	-	-	2	100.0
C53	Cervix Uteri	120	89.6	-	-	1	0.7	-	-	-	-	13	9.7	134	100.0
C54	Corpus Uteri	10	83.3	-	-	-	-	-	-	-	-	2	16.7	12	100.0
C55	Uterus Unspecified	15	83.3	-	-	-	-	-	-	-	-	3	16.7	18	100.0
C56	Ovary etc.	28	84.8	-	-	2	6.1	-	-	-	-	3	9.1	33	100.0
C57	Other Female Genital	-	-	-	-	-	-	-	-	-	-	-	-	-	-
C58	Placenta	-	-	-	-	-	-	-	-	-	-	-	-	-	-
C64	Kidney etc.	-	-	-	-	2	100.0	-	-	-	-	-	-	2	100.0
C65	Renal Pelvis	-	-	-	-	-	-	-	-	-	-	-	-	-	-
C66	Ureter	-	-	-	-	-	-	-	-	-	-	-	-	-	-
C67	Bladder	2	100.0	-	-	-	-	-	-	-	-	-	-	2	100.0
C68	Uns. Urinary Organs	-	-	-	-	-	-	-	-	-	-	-	-	-	-
C69	Eye	1	100.0	-	-	-	-	-	-	-	-	-	-	1	100.0
C70-C72	Brain, Nervous System	2	100.0	-	-	-	-	-	-	-	-	-	-	2	100.0
C73	Thyroid	4	44.4	-	-	3	33.3	-	-	-	-	2	22.2	9	100.0
C74	Adrenal Gland	-	-	-	-	-	-	-	-	-	-	-	-	-	-
C81	Hodgkins Disease	-	-	-	-	-	-	-	-	-	-	-	-	-	-
C82-85,C96	NHL	1	25.0	-	-	1	25.0	-	-	1	25.0	1	25.0	4	100.0
C88	Malig Imn.Prol D	-	-	-	-	-	-	-	-	-	-	-	-	-	-
C90	Multiple Myeloma	-	-	-	-	1	16.7	-	-	5	83.3	-	-	6	100.0
C91	Lymphoid Leuk.	-	-	-	-	-	-	3	60.0	1	20.0	1	20.0	5	100.0
C92-C94	Myeloid Leukaemia	-	-	-	-	-	-	16	61.5	6	23.1	4	15.4	26	100.0
C95	Leukaemia Uns	1	100.0	-	-	-	-	-	-	-	-	-	-	1	100.0
O&U *	Other and Uns	27	22.3	9	7.4	20	16.5	-	-	-	-	65	53.7	121	100.0
	All Sites	565	59.3	10	1.0	108	11.3	19	2.0	13	1.4	238	25.0	953	100.0

**TABLE CHR-7 (a): Number of Cancer Deaths by Five Year Age Group and Site (ICD-10):
2007-2008 – Males**

% = Relative Proportion of Cancers of All Sites

Cachar District

ICD-10	Site	0-4	5-9	10-14	15-19	20-24	25-29	30-34	35-39	40-44	45-49	50-54	55-59	60-64	65-69	70-74	75+	Unkn	Total	%
C00	Lip	-	-	-	-	-	-	-	-	-	-	-	-	-	-	-	-	-	-	-
C01-C02	Tongue	-	-	-	1	-	-	-	-	1	-	3	3	1	1	-	-	-	10	4.29
C03-C06	Mouth	-	-	-	-	-	-	-	-	-	-	-	-	1	-	-	-	-	1	0.43
C07-C08	Salivary Gland	-	-	-	-	-	-	-	-	-	-	-	-	-	-	-	-	-	-	-
C09	Tonsil	-	-	-	-	-	-	-	-	-	-	1	2	-	2	-	-	-	5	2.15
C10	Oth. Oropharynx	-	-	-	-	-	-	1	-	-	-	-	-	-	-	-	-	-	1	0.43
C11	Nasopharynx	-	-	-	-	-	-	-	-	-	-	-	1	-	-	-	-	-	1	0.43
C12-C13	Hypopharynx	-	-	-	-	-	-	-	1	1	1	-	-	3	1	2	-	-	9	3.86
C14	Pharynx Unspecified	-	-	-	-	-	-	-	-	-	2	1	2	1	1	-	1	-	8	3.43
C15	Oesophagus	-	-	-	-	-	1	1	2	2	-	5	4	4	9	-	1	-	29	12.45
C16	Stomach	-	-	-	-	-	-	-	-	-	2	-	3	5	3	2	1	-	16	6.87
C17	Small Intestine	-	-	-	-	-	-	-	-	-	-	-	-	-	-	1	-	-	1	0.43
C18	Colon	-	-	-	-	-	-	-	-	1	-	-	1	-	-	-	-	-	2	0.86
C19-C20	Rectum	-	-	-	-	-	-	1	1	-	-	-	1	-	1	-	1	1	6	2.58
C21	Anus & Anal Canal	-	-	-	-	1	-	-	-	-	-	-	-	-	-	-	-	-	1	0.43
C22	Liver	-	-	-	-	-	1	-	-	1	-	1	2	1	3	2	2	-	13	5.58
C23-C24	Gallbladder etc.	-	-	-	-	-	-	1	1	1	2	1	3	2	-	1	-	-	12	5.15
C25	Pancreas	-	-	-	-	-	-	-	-	-	1	-	1	-	-	-	1	-	3	1.29
C30-C31	Nose, Sinuses etc.	-	-	-	-	-	-	-	-	-	-	-	-	-	-	-	-	-	-	-
C32	Larynx	-	-	-	-	-	-	-	-	-	2	4	3	4	6	3	1	-	23	9.87
C33-C34	Lung etc.	-	-	-	-	-	-	-	2	-	3	3	5	3	1	3	2	-	22	9.44
C37-C38	Other Thoracic Organs	-	-	-	-	-	-	-	-	-	-	-	-	-	-	-	-	-	-	-
C40-C41	Bone	-	-	-	-	-	-	-	-	-	1	-	-	-	-	-	1	-	2	0.86
C43	Melanoma of Skin	-	-	-	-	-	-	-	-	-	-	-	-	-	-	-	-	-	-	-
C44	Other Skin	-	-	-	-	-	-	-	-	-	-	-	-	-	-	-	-	-	-	-
C45	Mesothelioma	-	-	-	-	-	-	-	-	-	-	-	-	-	-	-	-	-	-	-
C46	Kaposi Sarcoma	-	-	-	-	-	-	-	-	-	-	-	-	-	-	-	-	-	-	-
C47+C49	Conn. & Soft Tissue	-	-	-	-	-	-	-	-	-	-	-	-	-	-	-	-	-	-	-
C50	Breast	-	-	-	-	-	-	1	-	-	-	1	1	1	-	-	-	-	4	1.72
C60	Penis	-	-	-	-	-	-	-	-	-	-	1	-	-	1	-	-	-	2	0.86
C61	Prostate	-	-	-	-	-	-	-	-	-	-	-	-	-	-	-	1	-	1	0.43
C62	Testis	-	-	-	-	-	-	-	-	-	1	-	-	-	-	-	-	-	1	0.43
C63	Other Male Genital	-	-	-	-	-	-	-	-	-	-	-	-	-	-	-	-	-	-	-
C64	Kidney etc.	-	-	-	-	-	-	-	-	-	-	-	-	-	1	-	-	-	1	0.43
C65	Renal Pelvis	-	-	-	-	-	-	-	-	-	-	-	-	-	-	-	-	-	-	-
C66	Ureter	-	-	-	-	-	-	-	-	-	-	-	-	-	-	-	-	-	-	-
C67	Bladder	-	-	-	-	-	-	-	-	-	-	-	-	-	1	-	1	-	2	0.86
C68	Uns. Urinary Organs	-	-	-	-	-	-	-	-	-	-	-	-	-	-	-	-	-	-	-
C69	Eye	-	-	-	-	-	-	-	-	-	-	-	-	-	-	-	-	-	-	-
C70-C72	Brain, Nervous System	-	-	-	-	-	-	-	-	-	-	-	-	-	-	-	-	-	-	-
C73	Thyroid	-	-	-	-	-	-	-	-	-	-	-	-	-	-	-	-	-	-	-
C74	Adrenal Gland	-	-	-	-	-	-	-	-	-	-	-	-	-	-	-	-	-	-	-
C81	Hodgkins Disease	-	-	-	-	-	-	-	-	-	-	-	-	-	-	-	-	-	-	-
C82-85,C96	NHL	-	-	-	-	-	-	-	-	-	-	-	-	-	-	-	-	-	-	-
C88	Malig Imn.Prol D	-	-	-	-	-	-	-	-	-	-	-	-	-	-	-	-	-	-	-
C90	Multiple Myeloma	-	-	-	-	-	-	-	-	-	-	-	-	-	-	-	-	-	-	-
C91	Lymphoid Leuk.	-	-	-	-	-	-	-	-	-	-	-	-	-	-	-	-	-	-	-
C92-C94	Myeloid Leukaemia	-	-	-	-	-	-	-	-	-	-	-	-	2	-	-	-	-	2	0.86
C95	Leukaemia Uns	-	-	-	-	-	-	-	-	-	-	-	-	-	-	-	-	-	-	-
O&U *	Other and Uns	-	-	-	-	-	-	4	3	7	5	13	9	5	6	1	2	-	55	23.61
	All Sites	-	-	-	1	1	2	9	10	14	20	34	41	33	37	15	15	1	233	100.00

**TABLE CHR-7(b): Number of Cancer Deaths by Five Year Age Group and Site (ICD-10):
2007-2008 – Females**

% = Relative Proportion of Cancers of All Sites

Cachar District

ICD-10	Site	0-4	5-9	10-14	15-19	20-24	25-29	30-34	35-39	40-44	45-49	50-54	55-59	60-64	65-69	70-74	75+	Unkn	Total	%
C00	Lip	-	-	-	-	-	-	-	-	-	-	-	-	-	-	-	-	-	-	-
C01-C02	Tongue	-	-	-	-	-	1	-	-	-	2	-	-	1	1	-	2	-	7	10.29
C03-C06	Mouth	-	-	-	-	-	-	-	-	-	-	-	-	-	-	-	-	-	-	-
C07-C08	Salivary Gland	-	-	-	-	-	-	-	-	-	-	-	-	-	-	-	-	-	-	-
C09	Tonsil	-	-	-	-	-	-	-	-	-	-	-	-	-	-	-	-	-	-	-
C10	Oth. Oropharynx	-	-	-	-	-	-	-	-	-	-	-	-	-	-	-	-	-	-	-
C11	Nasopharynx	-	-	-	-	-	-	-	-	-	-	-	-	-	-	-	-	-	-	-
C12-C13	Hypopharynx	-	-	-	-	-	1	-	-	-	-	-	-	-	-	-	-	-	1	1.47
C14	Pharynx Unspecified	-	-	-	-	-	-	-	-	-	-	-	-	-	-	-	-	-	-	-
C15	Oesophagus	-	-	-	-	-	-	-	1	1	-	1	1	1	1	-	1	-	7	10.29
C16	Stomach	-	-	-	-	-	-	-	-	-	1	1	-	2	-	-	-	-	4	5.88
C17	Small Intestine	-	-	-	-	-	-	-	-	-	-	-	-	-	-	-	-	-	-	-
C18	Colon	-	-	-	-	1	-	-	-	-	-	-	-	-	-	-	-	-	1	1.47
C19-C20	Rectum	-	-	-	-	-	-	-	-	-	-	-	-	-	-	-	-	-	-	-
C21	Anus & Anal Canal	-	-	-	-	-	-	-	-	-	-	-	-	-	-	-	-	-	-	-
C22	Liver	-	-	-	-	-	-	-	-	-	1	2	-	1	1	-	-	-	5	7.35
C23-C24	Gallbladder etc.	-	-	-	-	-	-	-	-	1	-	-	-	-	1	-	1	-	3	4.41
C25	Pancreas	-	-	-	-	-	-	-	-	-	-	-	1	-	-	-	-	-	1	1.47
C30-C31	Nose, Sinuses etc.	-	-	-	-	-	-	-	-	-	-	-	-	-	-	-	-	-	-	-
C32	Larynx	-	-	-	-	-	-	-	-	-	-	-	-	-	1	1	-	-	2	2.94
C33-C34	Lung etc.	-	-	-	-	-	-	-	-	-	1	-	1	-	2	-	-	-	4	5.88
C37-C38	Other Thoracic Organs	-	-	-	-	-	-	-	-	-	-	-	-	-	-	-	-	-	-	-
C40-C41	Bone	-	-	-	-	-	-	-	-	-	-	-	-	-	-	-	-	-	-	-
C43	Melanoma of Skin	-	-	-	-	-	-	-	-	-	-	-	-	-	-	-	-	-	-	-
C44	Other Skin	-	-	-	-	-	-	-	-	-	-	-	-	-	-	-	-	-	-	-
C45	Mesothelioma	-	-	-	-	-	-	-	-	-	-	-	-	-	-	-	-	-	-	-
C46	Kaposi Sarcoma	-	-	-	-	-	-	-	-	-	-	-	-	-	-	-	-	-	-	-
C47+C49	Conn. & Soft Tissue	-	-	-	-	-	-	-	-	-	-	-	-	-	-	-	-	-	-	-
C50	Breast	-	-	-	-	-	1	-	1	-	4	1	-	-	1	-	-	-	8	11.76
C51	Vulva	-	-	-	-	-	-	-	-	-	-	-	-	-	-	-	-	-	-	-
C52	Vagina	-	-	-	-	-	-	-	-	-	-	-	-	-	-	-	-	-	-	-
C53	Cervix Uteri	-	-	-	-	-	-	-	-	-	-	-	1	1	-	-	-	-	2	2.94
C54	Corpus Uteri	-	-	-	-	-	-	-	-	-	-	-	-	-	-	-	-	-	-	-
C55	Uterus Unspecified	-	-	-	-	-	-	-	-	-	-	-	-	-	-	-	-	-	-	-
C56	Ovary etc.	-	-	-	-	-	-	-	-	1	-	-	-	-	-	1	-	-	2	2.94
C57	Other Female Genital	-	-	-	-	-	-	-	-	-	-	-	-	-	-	-	-	-	-	-
C58	Placenta	-	-	-	-	-	-	-	-	-	-	-	-	-	-	-	-	-	-	-
C64	Kidney etc.	-	-	-	-	-	-	-	-	-	-	-	-	-	-	-	-	-	-	-
C65	Renal Pelvis	-	-	-	-	-	-	-	-	-	-	-	-	-	-	-	-	-	-	-
C66	Ureter	-	-	-	-	-	-	-	-	-	-	-	-	-	-	-	-	-	-	-
C67	Bladder	-	-	-	-	-	-	-	-	-	-	-	-	-	-	-	-	-	-	-
C68	Uns. Urinary Organs	-	-	-	-	-	-	-	-	-	-	-	-	-	-	-	-	-	-	-
C69	Eye	-	-	-	-	-	-	-	-	-	-	-	-	-	-	-	-	-	-	-
C70-C72	Brain, Nervous System	-	-	-	-	-	-	-	-	-	-	-	-	-	-	-	-	-	-	-
C73	Thyroid	-	-	-	-	-	-	-	-	-	-	-	-	-	-	-	-	-	-	-
C74	Adrenal Gland	-	-	-	-	-	-	-	-	-	-	-	-	-	-	-	-	-	-	-
C81	Hodgkins Disease	-	-	-	-	-	-	-	-	-	-	-	-	-	-	-	-	-	-	-
C82-85,C96	NHL	-	-	-	-	-	-	-	-	-	-	-	-	-	-	-	-	-	-	-
C88	Malign. Prol. D	-	-	-	-	-	-	-	-	-	-	-	-	-	-	-	-	-	-	-
C90	Multiple Myeloma	-	-	-	-	-	-	-	-	-	-	-	-	-	-	-	-	-	-	-
C91	Lymphoid Leuk.	-	-	-	-	-	-	-	-	-	-	-	-	-	-	-	-	-	-	-
C92-C94	Myeloid Leukaemia	-	-	-	-	-	-	-	-	-	-	-	-	-	-	-	-	-	-	-
C95	Leukaemia Uns	-	-	-	-	-	-	-	-	-	-	-	-	-	-	-	-	-	-	-
O&U *	Other and Uns	-	-	-	1	-	-	-	2	3	4	2	4	2	-	2	1	-	21	30.88
	All Sites	-	-	-	1	1	3	-	4	6	13	7	8	8	8	4	5	-	68	100.00

TABLE CHR-8(a):
Average Annual Age Specific, Crude (CR), Age Adjusted (AAR) (with Standard Error (SE)) and
Truncated (35-64 yrs) (TR) Mortality Rate per 100,000 population: 2007-2008 - Males
Cachar District

ICD-10	0-4	5-9	10-14	15-19	20-24	25-29	30-34	35-39	40-44	45-49	50-54	55-59	60-64	65-69	70-74	>75	CR	AAR	SE	TR
C00	-	-	-	-	-	-	-	-	-	-	-	-	-	-	-	-	-	-	-	-
C01-C02	-	-	-	0.6	-	-	-	-	1.0	-	4.7	6.7	2.6	3.5	-	-	0.6	0.8	0.27	2.2
C03-C06	-	-	-	-	-	-	-	-	-	-	-	-	2.6	-	-	-	0.1	0.1	0.11	0.3
C07-C08	-	-	-	-	-	-	-	-	-	-	-	-	-	-	-	-	-	-	-	-
C09	-	-	-	-	-	-	-	-	-	-	1.6	4.5	-	7.1	-	-	0.3	0.5	0.21	0.8
C10	-	-	-	-	-	-	0.8	-	-	-	-	-	-	-	-	-	0.1	0.1	0.05	-
C11	-	-	-	-	-	-	-	-	-	-	-	2.2	-	-	-	-	0.1	0.1	0.09	0.3
C12-C13	-	-	-	-	-	-	-	0.8	1.0	1.2	-	-	7.9	3.5	8.5	-	0.5	0.8	0.26	1.6
C14	-	-	-	-	-	-	-	-	-	2.4	1.6	4.5	2.6	3.5	-	4.7	0.5	0.7	0.25	1.6
C15	-	-	-	-	-	0.8	0.8	1.6	2.0	-	7.8	9.0	10.5	31.9	-	4.7	1.7	2.6	0.49	4.5
C16	-	-	-	-	-	-	-	-	-	2.4	-	6.7	13.1	10.6	8.5	4.7	1.0	1.5	0.38	3.0
C17	-	-	-	-	-	-	-	-	-	-	-	-	-	-	4.2	-	0.1	0.1	0.08	-
C18	-	-	-	-	-	-	-	-	1.0	-	-	2.2	-	-	-	-	0.1	0.2	0.11	0.5
C19-C20	-	-	-	-	-	-	0.8	0.8	-	-	-	2.2	-	3.5	-	4.7	0.4	0.4	0.18	0.4
C21	-	-	-	-	0.7	-	-	-	-	-	-	-	-	-	-	-	0.1	0.1	0.06	-
C22	-	-	-	-	-	0.8	-	-	1.0	-	1.6	4.5	2.6	10.6	8.5	9.4	0.8	1.2	0.33	1.4
C23-C24	-	-	-	-	-	-	0.8	0.8	1.0	2.4	1.6	6.7	5.3	-	4.2	-	0.7	0.9	0.28	2.6
C25	-	-	-	-	-	-	-	-	-	1.2	-	2.2	-	-	-	4.7	0.2	0.3	0.15	0.5
C30-C31	-	-	-	-	-	-	-	-	-	-	-	-	-	-	-	-	-	-	-	-
C32	-	-	-	-	-	-	-	-	-	2.4	6.3	6.7	10.5	21.3	12.7	4.7	1.4	2.1	0.45	3.7
C33-C34	-	-	-	-	-	-	-	1.6	-	3.6	4.7	11.2	7.9	3.5	12.7	9.4	1.3	1.9	0.40	4.2
C37-C38	-	-	-	-	-	-	-	-	-	-	-	-	-	-	-	-	-	-	-	-
C40-C41	-	-	-	-	-	-	-	-	-	1.2	-	-	-	-	-	4.7	0.1	0.2	0.12	0.2
C43	-	-	-	-	-	-	-	-	-	-	-	-	-	-	-	-	-	-	-	-
C44	-	-	-	-	-	-	-	-	-	-	-	-	-	-	-	-	-	-	-	-
C45	-	-	-	-	-	-	-	-	-	-	-	-	-	-	-	-	-	-	-	-
C46	-	-	-	-	-	-	-	-	-	-	-	-	-	-	-	-	-	-	-	-
C47+C49	-	-	-	-	-	-	-	-	-	-	-	-	-	-	-	-	-	-	-	-
C50	-	-	-	-	-	-	0.8	-	-	-	1.6	2.2	2.6	-	-	-	0.2	0.3	0.17	0.9
C60	-	-	-	-	-	-	-	-	-	-	1.6	-	-	3.5	-	-	0.1	0.2	0.13	0.3
C61	-	-	-	-	-	-	-	-	-	-	-	-	-	-	-	4.7	0.1	0.1	0.09	-
C62	-	-	-	-	-	-	-	-	-	1.2	-	-	-	-	-	-	0.1	0.1	0.07	0.2
C63	-	-	-	-	-	-	-	-	-	-	-	-	-	-	-	-	-	-	-	-
C64	-	-	-	-	-	-	-	-	-	-	-	-	-	3.5	-	-	0.1	0.1	0.11	-
C65	-	-	-	-	-	-	-	-	-	-	-	-	-	-	-	-	-	-	-	-
C66	-	-	-	-	-	-	-	-	-	-	-	-	-	-	-	-	-	-	-	-
C67	-	-	-	-	-	-	-	-	-	-	-	-	-	3.5	-	4.7	0.1	0.2	0.14	-
C68	-	-	-	-	-	-	-	-	-	-	-	-	-	-	-	-	-	-	-	-
C69	-	-	-	-	-	-	-	-	-	-	-	-	-	-	-	-	-	-	-	-
C70-C72	-	-	-	-	-	-	-	-	-	-	-	-	-	-	-	-	-	-	-	-
C73	-	-	-	-	-	-	-	-	-	-	-	-	-	-	-	-	-	-	-	-
C74	-	-	-	-	-	-	-	-	-	-	-	-	-	-	-	-	-	-	-	-
C81	-	-	-	-	-	-	-	-	-	-	-	-	-	-	-	-	-	-	-	-
C82-85,C96	-	-	-	-	-	-	-	-	-	-	-	-	-	-	-	-	-	-	-	-
C88	-	-	-	-	-	-	-	-	-	-	-	-	-	-	-	-	-	-	-	-
C90	-	-	-	-	-	-	-	-	-	-	-	-	-	-	-	-	-	-	-	-
C91	-	-	-	-	-	-	-	-	-	-	-	-	-	-	-	-	-	-	-	-
C92-C94	-	-	-	-	-	-	-	-	-	-	-	-	5.3	-	-	-	0.1	0.2	0.15	0.7
C95	-	-	-	-	-	-	-	-	-	-	-	-	-	-	-	-	-	-	-	-
O&U *	-	-	-	-	-	-	3.4	2.3	7.2	5.9	20.4	20.2	13.1	21.3	4.2	9.4	3.3	4.4	0.61	10.6
All	-	-	-	0.6	0.7	1.6	7.6	7.8	14.3	23.7	53.3	91.9	86.7	131.2	63.4	70.2	14.0	19.9	1.33	40.5

**TABLE CHR-8(b):
Average Annual Age Specific, Crude (CR), Age Adjusted (AAR) (with Standard Error (SE)) and
Truncated (35-64 yrs) (TR) Mortality Rate per 100,000 population: 2007-2008 - Females
Cachar District**

ICD-10	0-4	5-9	10-14	15-19	20-24	25-29	30-34	35-39	40-44	45-49	50-54	55-59	60-64	65-69	70-74	>75	CR	AAR	SE	TR
C00	-	-	-	-	-	-	-	-	-	-	-	-	-	-	-	-	-	-	-	-
C01-C02	-	-	-	-	-	0.7	-	-	-	2.6	-	-	2.5	3.4	-	8.5	0.4	0.6	0.22	0.8
C03-C06	-	-	-	-	-	-	-	-	-	-	-	-	-	-	-	-	-	-	-	-
C07-C08	-	-	-	-	-	-	-	-	-	-	-	-	-	-	-	-	-	-	-	-
C09	-	-	-	-	-	-	-	-	-	-	-	-	-	-	-	-	-	-	-	-
C10	-	-	-	-	-	-	-	-	-	-	-	-	-	-	-	-	-	-	-	-
C11	-	-	-	-	-	-	-	-	-	-	-	-	-	-	-	-	-	-	-	-
C12-C13	-	-	-	-	-	0.7	-	-	-	-	-	-	-	-	-	-	0.1	0.1	0.06	-
C14	-	-	-	-	-	-	-	-	-	-	-	-	-	-	-	-	-	-	-	-
C15	-	-	-	-	-	-	-	0.8	1.2	-	2.0	2.3	2.5	3.4	-	4.2	0.4	0.6	0.23	1.3
C16	-	-	-	-	-	-	-	-	-	1.3	2.0	-	5.1	-	-	-	0.3	0.4	0.19	1.2
C17	-	-	-	-	-	-	-	-	-	-	-	-	-	-	-	-	-	-	-	-
C18	-	-	-	-	0.7	-	-	-	-	-	-	-	-	-	-	-	0.1	0.1	0.06	-
C19-C20	-	-	-	-	-	-	-	-	-	-	-	-	-	-	-	-	-	-	-	-
C21	-	-	-	-	-	-	-	-	-	-	-	-	-	-	-	-	-	-	-	-
C22	-	-	-	-	-	-	-	-	-	1.3	3.9	-	2.5	3.4	-	-	0.3	0.5	0.21	1.2
C23-C24	-	-	-	-	-	-	-	-	1.2	-	-	-	-	3.4	-	4.2	0.2	0.3	0.15	0.2
C25	-	-	-	-	-	-	-	-	-	-	-	2.3	-	-	-	-	0.1	0.1	0.09	0.3
C30-C31	-	-	-	-	-	-	-	-	-	-	-	-	-	-	-	-	-	-	-	-
C32	-	-	-	-	-	-	-	-	-	-	-	-	-	3.4	4.4	-	0.1	0.2	0.13	-
C33-C34	-	-	-	-	-	-	-	-	1.3	-	2.3	-	6.7	-	-	-	0.3	0.4	0.19	0.6
C37-C38	-	-	-	-	-	-	-	-	-	-	-	-	-	-	-	-	-	-	-	-
C40-C41	-	-	-	-	-	-	-	-	-	-	-	-	-	-	-	-	-	-	-	-
C43	-	-	-	-	-	-	-	-	-	-	-	-	-	-	-	-	-	-	-	-
C44	-	-	-	-	-	-	-	-	-	-	-	-	-	-	-	-	-	-	-	-
C45	-	-	-	-	-	-	-	-	-	-	-	-	-	-	-	-	-	-	-	-
C46	-	-	-	-	-	-	-	-	-	-	-	-	-	-	-	-	-	-	-	-
C47+C49	-	-	-	-	-	-	-	-	-	-	-	-	-	-	-	-	-	-	-	-
C50	-	-	-	-	-	0.7	-	0.8	-	5.2	2.0	-	-	3.4	-	-	0.5	0.6	0.22	1.5
C51	-	-	-	-	-	-	-	-	-	-	-	-	-	-	-	-	-	-	-	-
C52	-	-	-	-	-	-	-	-	-	-	-	-	-	-	-	-	-	-	-	-
C53	-	-	-	-	-	-	-	-	-	-	-	2.3	2.5	-	-	-	0.1	0.2	0.14	0.6
C54	-	-	-	-	-	-	-	-	-	-	-	-	-	-	-	-	-	-	-	-
C55	-	-	-	-	-	-	-	-	-	-	-	-	-	-	-	-	-	-	-	-
C56	-	-	-	-	-	-	-	-	1.2	-	-	-	-	-	4.4	-	0.1	0.2	0.11	0.2
C57	-	-	-	-	-	-	-	-	-	-	-	-	-	-	-	-	-	-	-	-
C58	-	-	-	-	-	-	-	-	-	-	-	-	-	-	-	-	-	-	-	-
C64	-	-	-	-	-	-	-	-	-	-	-	-	-	-	-	-	-	-	-	-
C65	-	-	-	-	-	-	-	-	-	-	-	-	-	-	-	-	-	-	-	-
C66	-	-	-	-	-	-	-	-	-	-	-	-	-	-	-	-	-	-	-	-
C67	-	-	-	-	-	-	-	-	-	-	-	-	-	-	-	-	-	-	-	-
C68	-	-	-	-	-	-	-	-	-	-	-	-	-	-	-	-	-	-	-	-
C69	-	-	-	-	-	-	-	-	-	-	-	-	-	-	-	-	-	-	-	-
C70-C72	-	-	-	-	-	-	-	-	-	-	-	-	-	-	-	-	-	-	-	-
C73	-	-	-	-	-	-	-	-	-	-	-	-	-	-	-	-	-	-	-	-
C74	-	-	-	-	-	-	-	-	-	-	-	-	-	-	-	-	-	-	-	-
C81	-	-	-	-	-	-	-	-	-	-	-	-	-	-	-	-	-	-	-	-
C82-85,C96	-	-	-	-	-	-	-	-	-	-	-	-	-	-	-	-	-	-	-	-
C88	-	-	-	-	-	-	-	-	-	-	-	-	-	-	-	-	-	-	-	-
C90	-	-	-	-	-	-	-	-	-	-	-	-	-	-	-	-	-	-	-	-
C91	-	-	-	-	-	-	-	-	-	-	-	-	-	-	-	-	-	-	-	-
C92-C94	-	-	-	-	-	-	-	-	-	-	-	-	-	-	-	-	-	-	-	-
C95	-	-	-	-	-	-	-	-	-	-	-	-	-	-	-	-	-	-	-	-
O&U *	-	-	-	0.6	-	-	-	1.6	3.6	5.2	3.9	9.4	5.1	-	8.8	4.2	1.3	1.7	0.38	4.5
All	-	-	-	0.6	0.7	2.2	-	3.3	7.2	16.9	13.8	18.7	20.3	26.8	17.5	21.2	4.3	5.8	0.71	12.6

TABLE CHR-9(a): Cumulative Rate (Cu.Rate%) & Cumulative Risk (Cu.Risk) of individual sites (ICD-10) based on age specific rates (from 0-64 years and from 0-74 years) : 2007-2008 - Males Cachar District

ICD-10	Site	0 - 64 Years		0 - 74 Years	
		Cu. Rate %	Cu. Risk	Cu. Rate%	Cu. Risk
C00	Lip	0.06	0.06	0.06	0.06
C01-C02	Tongue	0.52	0.52	0.92	0.93
C03-C06	Mouth	0.39	0.39	0.55	0.55
C07-C08	Salivary Gland	0.07	0.07	0.11	0.11
C09	Tonsil	0.35	0.35	0.60	0.60
C10	Oth. Oropharynx	0.12	0.12	0.22	0.22
C11	Nasopharynx	0.03	0.03	0.05	0.05
C12-C13	Hypopharynx	0.85	0.85	1.33	1.34
C14	Pharynx Unspecified	0.17	0.17	0.22	0.22
C15	Oesophagus	1.34	1.33	2.12	2.15
C16	Stomach	0.48	0.48	0.78	0.78
C17	Small Intestine	0.03	0.03	0.05	0.05
C18	Colon	0.08	0.08	0.19	0.19
C19-C20	Rectum	0.11	0.11	0.16	0.16
C21	Anus & Anal Canal	0.04	0.04	0.06	0.06
C22	Liver	0.15	0.15	0.35	0.35
C23-C24	Gallbladder etc.	0.31	0.31	0.41	0.41
C25	Pancreas	0.03	0.03	0.05	0.05
C30-C31	Nose, Sinuses etc.	0.01	0.01	0.03	0.03
C32	Larynx	0.81	0.80	1.72	1.73
C33-C34	Lung etc.	0.67	0.67	1.31	1.32
C37-C38	Other Thoracic Organs	0.01	0.01	0.01	0.01
C40-C41	Bone	0.12	0.12	0.12	0.12
C43	Melanoma of Skin	0.00	0.00	0.00	0.00
C44	Other Skin	0.04	0.04	0.11	0.11
C45	Mesothelioma	0.00	0.00	0.00	0.00
C46	Kaposi Sarcoma	0.00	0.00	0.00	0.00
C47 + C49	Conn. & Soft Tissue	0.03	0.03	0.03	0.03
C50	Breast	0.09	0.09	0.15	0.15
C60	Penis	0.07	0.07	0.11	0.11
C61	Prostate	0.08	0.08	0.19	0.19
C62	Testis	0.06	0.06	0.06	0.06
C63	Other Male Genital	0.00	0.00	0.00	0.00
C64	Kidney etc.	0.06	0.06	0.07	0.07
C65	Renal Pelvis	0.00	0.00	0.00	0.00
C66	Ureter	0.01	0.01	0.01	0.01
C67	Bladder	0.14	0.14	0.22	0.22
C68	Uns.Urinary Organs	0.03	0.03	0.05	0.05
C69	Eye	0.00	0.00	0.00	0.00
C70-C72	Brain, Nervous System	0.01	0.01	0.01	0.01
C73	Thyroid	0.01	0.01	0.03	0.03
C74	Adrenal Gland	0.00	0.00	0.00	0.00
C81	Hodgkins Disease	0.01	0.01	0.01	0.01
C82-85,C96	NHL	0.09	0.09	0.22	0.22
C88	Malig Imn.Prol D	0.00	0.00	0.00	0.00
C90	Multiple Myeloma	0.09	0.09	0.09	0.09
C91	Lymphoid Leuk.	0.04	0.04	0.04	0.04
C92-C94	Myeloid Leukaemia	0.12	0.12	0.15	0.15
C95	Leukaemia Uns	0.00	0.00	0.00	0.00
O&U *	Other and Uns	1.81	1.79	2.99	3.04
	All Sites	9.53	9.09	16.07	14.84

TABLE CHR-9(b): Cumulative Rate (Cu.Rate%) & Cumulative Risk (Cu.Risk) of individual sites (ICD-10) based on age specific rates (from 0-64 years and from 0-74 years) : 2007-2008 - Females Cachar District

ICD-10	Site	0 - 64 Years		0 - 74 Years	
		Cu. Rate %	Cu. Risk	Cu. Rate%	Cu. Risk
C00	Lip	0.01	0.01	0.03	0.03
C01-C02	Tongue	0.13	0.13	0.28	0.28
C03-C06	Mouth	0.27	0.27	0.36	0.36
C07-C08	Salivary Gland	0.04	0.04	0.06	0.06
C09	Tonsil	0.07	0.07	0.10	0.10
C10	Oth. Oropharynx	0.01	0.01	0.05	0.05
C11	Nasopharynx	0.01	0.01	0.03	0.03
C12-C13	Hypopharynx	0.11	0.11	0.19	0.19
C14	Pharynx Unspecified	0.03	0.03	0.05	0.05
C15	Oesophagus	0.57	0.57	0.96	0.97
C16	Stomach	0.12	0.12	0.14	0.14
C17	Small Intestine	0.00	0.00	0.00	0.00
C18	Colon	0.05	0.05	0.09	0.09
C19-C20	Rectum	0.08	0.08	0.08	0.08
C21	Anus & Anal Canal	0.01	0.01	0.01	0.01
C22	Liver	0.16	0.16	0.18	0.18
C23-C24	Gallbladder etc.	0.73	0.72	0.93	0.94
C25	Pancreas	0.01	0.01	0.01	0.01
C30-C31	Nose, Sinuses etc.	0.01	0.01	0.01	0.01
C32	Larynx	0.14	0.14	0.30	0.30
C33-C34	Lung etc.	0.14	0.14	0.24	0.24
C37-C38	Other Thoracic Organs	0.00	0.00	0.00	0.00
C40-C41	Bone	0.04	0.04	0.04	0.04
C43	Melanoma of Skin	0.00	0.00	0.00	0.00
C44	Other Skin	0.04	0.04	0.06	0.06
C45	Mesothelioma	0.00	0.00	0.00	0.00
C46	Kaposi Sarcoma	0.00	0.00	0.00	0.00
C47+C49	Conn. & Soft Tissue	0.00	0.00	0.00	0.00
C50	Breast	1.02	1.02	1.18	1.19
C51	Vulva	0.08	0.08	0.08	0.08
C52	Vagina	0.01	0.01	0.03	0.03
C53	Cervix Uteri	0.92	0.92	1.28	1.29
C54	Corpus Uteri	0.06	0.06	0.10	0.10
C55	Uterus Unspecified	0.12	0.12	0.12	0.12
C56	Ovary etc.	0.20	0.20	0.24	0.24
C57	Other Female Genital	0.00	0.00	0.00	0.00
C58	Placenta	0.00	0.00	0.00	0.00
C64	Kidney etc.	0.01	0.01	0.01	0.01
C65	Renal Pelvis	0.00	0.00	0.00	0.00
C66	Ureter	0.00	0.00	0.00	0.00
C67	Bladder	0.01	0.01	0.01	0.01
C68	Uns.Urinary Organs	0.00	0.00	0.00	0.00
C69	Eye	0.00	0.00	0.00	0.00
C70-C72	Brain, Nervous System	0.01	0.01	0.01	0.01
C73	Thyroid	0.04	0.04	0.08	0.08
C74	Adrenal Gland	0.00	0.00	0.00	0.00
C81	Hodgkins Disease	0.00	0.00	0.00	0.00
C82-85,C96	NHL	0.03	0.03	0.03	0.03
C88	Malig Imn.Prol D	0.00	0.00	0.00	0.00
C90	Multiple Myeloma	0.04	0.04	0.07	0.07
C91	Lymphoid Leuk.	0.03	0.03	0.03	0.03
C92-C94	Myeloid Leukaemia	0.13	0.13	0.16	0.16
C95	Leukaemia Uns	0.01	0.01	0.01	0.01
O&U *	Other and Uns	0.78	0.78	1.13	1.14
	All Sites	6.27	6.08	8.79	8.42

POPULATION BASED CANCER REGISTRY, DIBRUGARH

Assam Medical College Hospital, Dibrugarh

Dr D.D. Patgiri

Principal cum Chief Superintendent, AMCH,
Principal Investigator, HBCR, Dibrugarh

Dr M.S. Ali

Principal Investigator

Realizing the need for setting up demographic cancer registries in different states of North East Region, the ICMR under the NCRP had initiated NERCR (North East Regional Cancer Registries) in 2003; under which six PBCRs were established in four out of eight states of NE Region. The PBCR for Dibrugarh District located at Assam Medical College, Dibrugarh was established with the main objective of assessing the magnitude and pattern of cancers and to provide framework for controlling the impact of cancer in the community in addition to carrying out scientific research on aetiology through epidemiological studies.

As per 2001 census report there are 7 towns and 1348 villages in the district. Apart from the base institution, AMCH, which is a large tertiary teaching hospital, there are 35 private/public hospitals and nursing homes, 22 Govt PHC & CHC and 30 diagnostic laboratories and 12 birth and death registration centres in the district. Apart from these there are some outstation sources where some of the resident cancer patients may go for treatment.

Registration of incident cancer cases is done by active method in that the registry staff individually visit the potential sources in the defined area and actively pursue and collect the core information of cancer cases either by interviewing the patients and/or attendants wherever possible or from the case records of the patients. Opinions of clinicians/nursing staff are sought in case of any doubt.

After collecting the core information of incident cancer cases from all the collaborating and outstation sources, the cases are then re-checked for duplication and diagnosis. The proved cancer cases are finally checked for residential status and duration of stay. For cancer patients with incomplete/uncertain residential address and duration of stay, electoral rolls are checked and if found enrolled, are considered as residents.

Incident cancer cases, who were found to be residing within the registry area for at least a year prior to the date of diagnosis, are included in the registry. Only invasive cancers are registered. Non-resident cases, benign tumours and in-situ cancers are not registered.

The PBCR, Dibrugarh has published its individual reports for the years 2003, 2004, biennial reports for 2005-2006 and four-year report for 2004-2007 for presentation at Annual Review Meetings of NCRP (ICMR). The registry has completed seven years of its successful operation and time is ripe to embark on epidemiological studies on common cancers of the district.

PBCR, Dibrugarh Staff

Sri S.K. Bhuyan, M.I.T	:	Computer Programmer
Sri C. Hazarika, M.Sc	:	Statistician
Mrs R. Mahanta, M.Sc	:	Social Investigator
Sri C. Chetia, M.Sc	:	Social Investigator
Sri S. Barua, M.A	:	Social Investigator
Mrs R.D. Singh, M.C.A	:	Computer Operator

Figure DIB-1
Population Pyramid showing Age Distribution: 2006-2008
Dibrugarh District

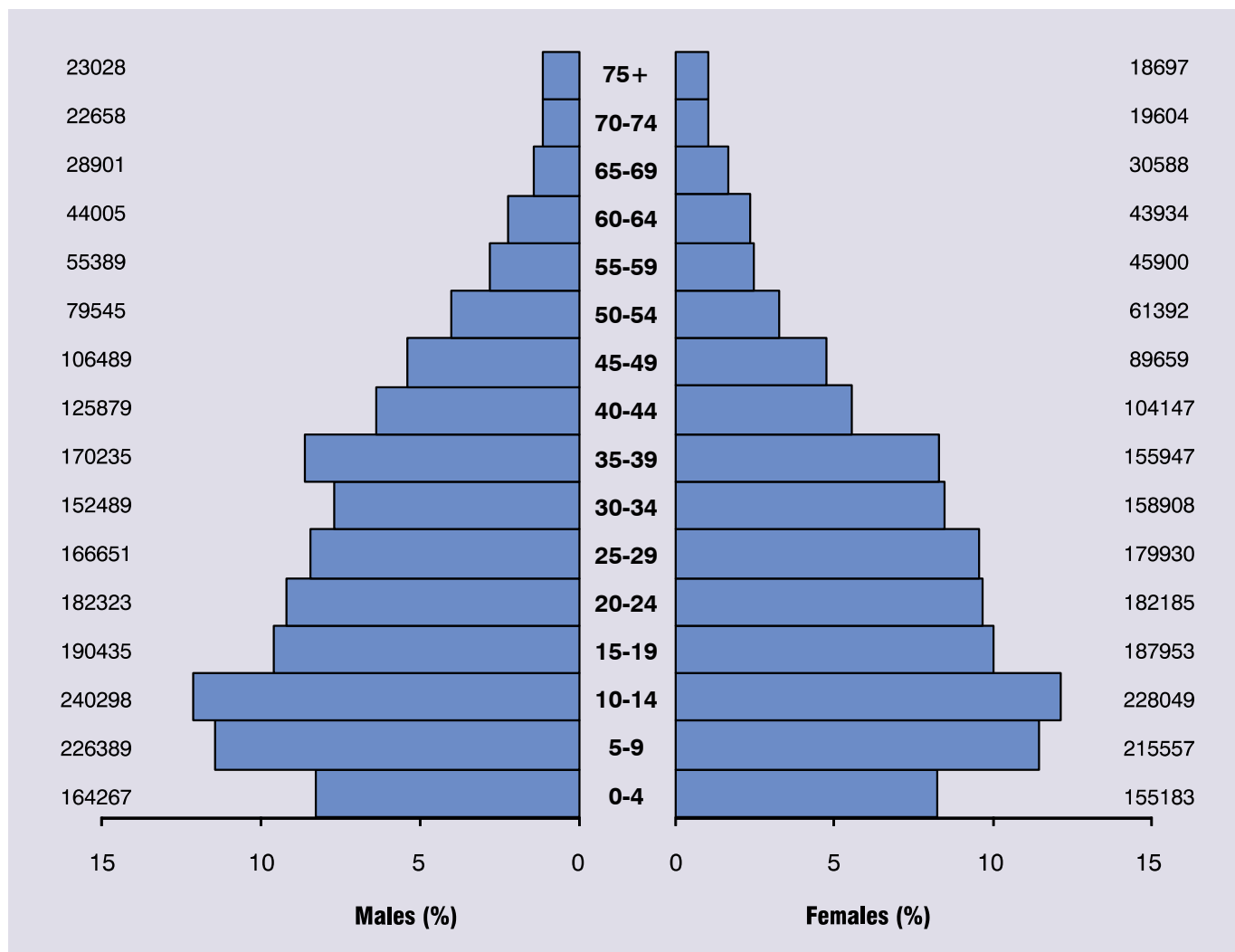


TABLE DIB-1
Population by Five Year Age Group and Gender: 2006-2008
Number and Relative Proportion (%)
Dibrugarh District

Age Group	Males		Females	
	Number	%	Number	%
0-4	164267	8.3	155183	8.3
5-9	226389	11.4	215557	11.5
10-14	240298	12.1	228049	12.1
15-19	190435	9.6	187953	10.0
20-24	182323	9.2	182185	9.7
25-29	166651	8.4	179930	9.6
30-34	152489	7.7	158908	8.5
35-39	170235	8.6	155947	8.3
40-44	125879	6.4	104147	5.5
45-49	106489	5.4	89659	4.8
50-54	79545	4.0	61392	3.3
55-59	55389	2.8	45900	2.4
60-64	44005	2.2	43934	2.3
65-69	28901	1.5	30588	1.6
70-74	22658	1.1	19604	1.0
75+	23028	1.2	18697	1.0
Total	1978982	100.0	1877631	100.0

TABLE DIB-2
Main Sources of Registration of Incident Cases of Cancer: 2006-2008
Dibrugarh District

Name of the Institution	Number	%
AMCH, Dibrugarh	1110	44.0
Madona Laboratory	250	9.9
Aditya Diagnostic Laboratory	215	8.5
Municipality Board, Dibrugarh	120	4.8
Sankardev Hospital & Research Centre	94	3.7
Bhaskar Laboratory	79	3.1
BBCI, Guwahati	75	3.0
OIL Hospital, Duliajan	73	2.9
Aditya Diagnostic & Hospital, Bordoloi Road, Dibrugarh	68	2.7
Brahmaputra Diagnostic & Hospital	68	2.7
Tengakhata PHC	53	2.1
Marwari Arogya Bhawan Hospital, Jyoti Nagar, Dibrugarh	50	2.0
Tata Referral Hospital & Research Centre, Chabua, Dibrugarh	43	1.7
Khowang PHC	26	1.0
Lahoal PHC	14	0.6
Others	183	7.3
Total	2521	100.0

1. Institutions listed have registered at least one percent of all cases in the registry for the combined years 2006-2008.
2. The numbers and proportion listed are the minimum number of cases. Institutions could have registered/ reported more cases, since duplicate registrations and non-resident/registry cases are not included.

**TABLE DIB-3 (a): Number of Incident Cancers by Five Year Age Group and Site (ICD-10):
2006-2008 – Males**

% = Relative Proportion of Cancers of All Sites

Dibrugarh

ICD-10	Site	0-4	5-9	10-14	15-19	20-24	25-29	30-34	35-39	40-44	45-49	50-54	55-59	60-64	65-69	70-74	75+	Unkn	Total	%
C00	Lip	-	-	-	-	-	-	-	1	-	1	-	-	2	3	3	1	-	11	0.74
C01-C02	Tongue	-	-	-	-	-	1	1	3	2	10	6	14	12	6	8	7	-	70	4.72
C03-C06	Mouth	-	-	-	-	-	2	5	6	7	17	15	27	19	16	11	7	-	132	8.90
C07-C08	Salivary Gland	-	-	-	-	-	-	1	-	-	2	3	2	-	1	1	-	-	10	0.67
C09	Tonsil	-	-	-	-	-	1	1	1	3	-	3	6	2	7	4	3	-	31	2.09
C10	Oth. Oropharynx	-	-	-	-	-	-	-	-	2	3	3	5	3	2	-	-	-	18	1.21
C11	Nasopharynx	-	-	2	-	-	1	-	-	2	1	-	-	2	3	1	-	-	12	0.81
C12-C13	Hypopharynx	-	-	-	-	-	2	-	4	15	15	30	18	21	33	15	16	-	169	11.40
C14	Pharynx Unspecified	-	-	-	-	-	-	-	1	-	4	2	5	4	3	4	3	-	26	1.75
C15	Oesophagus	-	-	-	-	-	-	1	8	8	43	33	48	33	32	24	20	-	250	16.86
C16	Stomach	-	-	-	-	-	2	2	2	5	13	22	18	15	15	13	16	-	123	8.29
C17	Small Intestine	-	-	-	-	-	-	-	-	1	3	-	-	-	1	-	-	-	5	0.34
C18	Colon	-	-	-	-	1	-	2	-	2	7	5	7	3	7	-	4	-	38	2.56
C19-C20	Rectum	-	-	-	1	2	1	4	1	4	6	4	6	4	3	3	-	-	39	2.63
C21	Anus & Anal Canal	-	-	-	-	-	-	-	-	-	-	-	-	1	1	-	-	-	2	0.13
C22	Liver	-	-	-	-	-	-	-	-	2	3	8	8	6	3	3	2	-	35	2.36
C23-C24	Gallbladder etc.	-	-	-	-	-	1	1	1	3	3	7	7	2	3	6	2	-	36	2.43
C25	Pancreas	-	-	-	-	-	-	1	-	2	1	2	7	1	1	1	1	-	17	1.15
C30-C31	Nose, Sinuses etc.	-	-	-	-	-	-	1	-	-	-	-	-	-	-	1	1	-	3	0.20
C32	Larynx	-	-	-	-	-	-	-	2	2	11	7	15	5	6	3	7	-	58	3.91
C33-C34	Lung etc.	-	-	-	-	-	-	1	2	2	3	10	16	10	15	7	10	-	76	5.12
C37-C38	Other Thoracic Organs	-	-	-	-	-	-	-	1	-	-	-	1	3	-	-	-	-	5	0.34
C40-C41	Bone	-	-	1	-	-	-	-	-	1	-	1	-	-	-	-	1	-	4	0.27
C43	Melanoma of Skin	-	-	-	-	-	1	-	-	-	-	1	-	1	1	-	-	-	4	0.27
C44	Other Skin	-	-	-	2	-	-	-	-	1	1	2	-	-	3	-	-	-	9	0.61
C45	Mesothelioma	-	-	-	-	-	-	-	-	-	-	-	1	-	-	-	-	-	1	0.07
C46	Kaposi Sarcoma	-	-	-	-	-	-	-	-	-	-	-	-	-	-	-	-	-	-	-
C47+C49	Conn. & Soft Tissue	-	-	1	1	1	-	1	1	-	1	1	-	3	-	-	-	-	10	0.67
C50	Breast	-	-	-	-	1	-	-	-	-	-	-	-	-	-	-	-	-	2	0.13
C60	Penis	-	-	-	-	-	1	-	2	-	-	1	1	2	1	1	1	-	10	0.67
C61	Prostate	-	-	-	-	-	-	-	-	-	1	1	2	2	6	8	7	-	27	1.82
C62	Testis	-	-	-	-	-	-	-	1	2	1	1	-	-	-	-	-	-	5	0.34
C63	Other Male Genital	-	-	-	-	-	-	-	-	-	-	-	-	1	-	-	-	-	1	0.07
C64	Kidney etc.	1	1	-	-	-	-	1	1	1	2	-	2	4	1	-	2	-	16	1.08
C65	Renal Pelvis	-	-	-	-	-	-	-	-	-	-	-	-	-	-	-	-	-	-	-
C66	Ureter	-	-	-	-	-	-	-	-	-	-	-	-	-	-	-	-	-	-	-
C67	Bladder	-	-	-	-	-	1	1	1	-	4	1	8	5	6	4	4	-	35	2.36
C68	Uns.Urinary Organs	-	-	-	-	-	-	-	-	-	-	-	-	-	-	-	-	-	-	-
C69	Eye	-	-	-	-	-	-	-	-	-	-	-	-	2	-	-	-	-	2	0.13
C70-C72	Brain, Nervous System	1	-	1	1	-	-	-	2	4	2	1	1	-	1	-	1	-	15	1.01
C73	Thyroid	-	-	-	-	-	-	1	-	-	1	-	1	-	-	-	-	-	3	0.20
C74	Adrenal Gland	-	-	-	-	-	-	-	-	-	-	-	-	1	-	-	-	-	1	0.07
C81	Hodgkins Disease	-	-	-	-	-	1	1	-	-	-	1	-	-	1	-	-	-	4	0.27
C82-85,C96	NHL	-	1	-	4	1	2	3	2	4	4	2	2	1	-	1	2	-	29	1.96
C88	Malig Imn.Prol D	-	-	-	-	-	-	-	-	-	-	-	-	-	-	-	-	-	-	-
C90	Multiple Myeloma	-	-	-	-	-	-	-	1	-	2	-	1	3	-	-	1	-	8	0.54
C91	Lymphoid Leuk.	2	1	-	-	-	-	-	-	-	-	-	-	-	-	-	-	-	3	0.20
C92-C94	Myeloid Leukaemia	1	2	3	1	1	1	1	2	3	1	1	4	4	-	1	-	-	26	1.75
C95	Leukaemia Uns	-	-	-	-	-	1	-	-	-	-	1	-	-	-	-	-	-	2	0.13
O&U *	Other and Uns	-	1	-	-	1	3	3	4	7	12	16	13	13	11	8	8	-	100	6.74
	All Sites	5	6	8	10	8	22	33	51	85	178	191	246	190	192	131	127	-	1483	100.0

* O&U includes the Sites (ICD-10: C26, C39, C48, C75, C76, C77, C78, C79, C80, C97)

**TABLE DIB-3(b): Number of Incident Cancers by Five Year Age Group and Site (ICD-10):
2006-2008 – Females**

% = Relative Proportion of Cancers of All Sites

Dibrugarh

ICD-10	Site	0-4	5-9	10-14	15-19	20-24	25-29	30-34	35-39	40-44	45-49	50-54	55-59	60-64	65-69	70-74	75+	Unkn	Total	%
C00	Lip	-	-	-	-	-	-	-	1	-	-	-	-	1	-	-	-	-	2	0.19
C01-C02	Tongue	-	-	-	-	-	-	-	-	1	1	2	5	4	4	1	1	-	19	1.83
C03-C06	Mouth	-	-	-	-	-	-	2	2	5	6	4	10	6	4	2	2	-	43	4.14
C07-C08	Salivary Gland	-	-	-	-	-	-	-	-	2	-	-	-	-	1	-	-	-	3	0.29
C09	Tonsil	-	-	-	-	-	-	-	-	-	-	1	-	-	3	1	-	-	5	0.48
C10	Oth. Oropharynx	-	-	-	-	-	-	-	-	2	-	-	-	-	-	-	-	-	2	0.19
C11	Nasopharynx	-	-	-	-	1	-	-	-	-	-	-	-	-	-	-	-	-	1	0.10
C12-C13	Hypopharynx	-	-	-	-	-	-	1	1	6	11	2	5	6	1	1	1	-	35	3.37
C14	Pharynx Unspecified	-	-	-	-	-	-	-	1	1	-	1	1	1	1	-	-	-	6	0.58
C15	Oesophagus	-	-	-	-	1	-	1	2	9	18	22	13	19	19	16	13	-	133	12.81
C16	Stomach	-	-	-	-	-	2	6	8	10	9	10	7	6	9	1	3	1	72	6.94
C17	Small Intestine	-	-	-	-	-	-	-	1	-	-	-	-	-	-	-	-	-	1	0.10
C18	Colon	-	-	-	-	-	1	-	2	3	8	1	-	2	2	3	3	-	25	2.41
C19-C20	Rectum	-	-	-	-	2	2	2	-	3	-	3	-	3	-	1	-	-	16	1.54
C21	Anus & Anal Canal	-	-	-	-	-	-	-	-	-	-	-	-	-	1	-	-	-	1	0.10
C22	Liver	-	-	-	-	-	-	1	2	-	2	4	6	-	2	-	2	-	19	1.83
C23-C24	Gallbladder etc.	-	-	-	-	-	1	3	-	9	22	10	17	6	17	11	3	-	99	9.54
C25	Pancreas	-	-	-	-	-	-	-	-	-	1	3	1	3	-	-	-	-	8	0.77
C30-C31	Nose, Sinuses etc.	-	-	-	-	-	-	-	-	-	1	-	2	-	1	-	-	-	4	0.39
C32	Larynx	-	-	-	-	-	-	-	-	-	1	-	1	-	3	2	-	-	7	0.67
C33-C34	Lung etc.	-	-	-	-	-	1	2	-	3	6	1	1	2	3	1	2	-	22	2.12
C37-C38	Other Thoracic Organs	-	-	-	-	-	1	2	-	-	-	-	-	-	-	-	-	-	3	0.29
C40-C41	Bone	-	-	-	-	-	-	-	-	-	-	-	-	-	1	-	1	-	2	0.19
C43	Melanoma of Skin	-	-	-	-	-	-	1	-	-	-	-	-	-	1	-	-	-	2	0.19
C44	Other Skin	-	-	-	-	-	-	-	1	-	1	-	-	-	2	-	-	-	4	0.39
C45	Mesothelioma	-	-	-	-	-	-	-	-	-	-	-	-	1	-	-	-	-	1	0.10
C46	Kaposi Sarcoma	-	-	-	-	-	-	-	-	-	-	-	-	-	-	-	-	-	-	-
C47+C49	Conn. & Soft Tissue	-	1	-	1	1	-	1	-	-	-	4	-	1	-	1	-	-	10	0.96
C50	Breast	-	-	-	-	1	1	10	24	17	31	25	28	19	8	3	3	-	170	16.38
C51	Vulva	-	-	-	-	-	-	-	-	-	-	2	1	-	-	-	-	-	3	0.29
C52	Vagina	-	-	-	-	-	-	-	-	-	-	1	1	1	-	-	-	-	3	0.29
C53	Cervix Uteri	-	-	-	-	-	-	3	10	12	12	20	12	9	4	-	2	-	84	8.09
C54	Corpus Uteri	-	-	-	-	-	1	-	3	2	3	1	3	-	-	1	2	-	16	1.54
C55	Uterus Unspecified	-	-	-	-	-	-	2	-	-	2	3	1	1	2	-	-	-	11	1.06
C56	Ovary etc.	-	-	1	2	4	4	6	6	9	11	12	11	8	5	-	2	-	81	7.80
C57	Other Female Genital	-	-	-	-	-	1	-	-	-	-	-	-	-	-	-	1	-	2	0.19
C58	Placenta	-	-	-	-	-	1	-	-	-	-	-	-	-	-	-	-	-	1	0.10
C64	Kidney etc.	-	-	-	-	-	-	-	-	1	-	-	-	-	-	-	-	-	1	0.10
C65	Renal Pelvis	-	-	-	-	-	-	-	-	-	-	-	-	-	-	-	-	-	-	-
C66	Ureter	-	-	-	-	-	-	-	-	-	-	-	-	-	-	-	-	-	-	-
C67	Bladder	-	-	-	-	-	-	-	1	1	1	-	-	1	-	-	-	-	4	0.39
C68	Uns. Urinary Organs	-	-	-	-	-	-	-	-	-	-	-	-	-	-	-	-	-	-	-
C69	Eye	-	-	-	-	-	-	-	-	-	-	-	-	-	-	-	-	-	-	-
C70-C72	Brain, Nervous System	-	-	1	-	-	1	-	5	-	1	-	-	-	-	-	-	-	8	0.77
C73	Thyroid	-	-	-	1	-	-	-	1	2	1	-	4	1	1	1	1	-	13	1.25
C74	Adrenal Gland	-	-	-	-	-	-	-	-	-	-	-	-	-	-	-	-	-	-	-
C81	Hodgkins Disease	-	-	-	1	-	-	-	-	-	-	-	-	-	-	-	-	-	1	0.10
C82-85,C96	NHL	-	1	-	-	2	-	-	-	1	-	-	3	4	-	2	-	-	13	1.25
C88	Malig Imn.Prol D	-	-	-	-	-	-	-	-	-	-	-	-	-	-	-	-	-	-	-
C90	Multiple Myeloma	-	-	-	-	-	-	-	-	1	2	-	-	5	-	-	1	-	9	0.87
C91	Lymphoid Leuk.	-	-	-	-	-	-	-	-	-	-	-	-	-	-	-	-	-	-	-
C92-C94	Myeloid Leukaemia	-	-	1	1	1	1	-	1	3	4	2	2	-	-	1	-	-	17	1.64
C95	Leukaemia Uns	-	-	-	1	1	-	-	-	-	-	-	-	-	-	-	-	-	2	0.19
O&U *	Other and Uns	1	2	-	-	-	2	1	2	5	6	15	7	5	5	3	-	-	54	5.20
	All Sites	1	4	3	7	14	20	44	74	108	161	149	142	116	99	53	42	1	1038	100.0

* O&U includes the Sites (ICD-10: C26, C39, C48, C75, C76, C77, C78, C79, C80, C97)

TABLE DIB-4(a):
Average Annual Age Specific, Crude (CR), Age Adjusted (AAR) (with Standard Error (SE)) and
Truncated (35-64 yrs) (TR) Incidence Rate per 100,000 population: 2006-2008 - Males
Dibrugarh

ICD-10	0-4	5-9	10-14	15-19	20-24	25-29	30-34	35-39	40-44	45-49	50-54	55-59	60-64	65-69	70-74	>75	CR	AAR	SE	TR
C00	-	-	-	-	-	-	-	0.6	-	0.9	-	-	4.5	10.4	13.2	4.3	0.6	0.94	0.29	0.9
C01-C02	-	-	-	-	-	0.6	0.7	1.8	1.6	9.4	7.5	25.3	27.3	20.8	35.3	30.4	3.5	5.27	0.65	10.5
C03-C06	-	-	-	-	-	1.2	3.3	3.5	5.6	16.0	18.9	48.7	43.2	55.4	48.5	30.4	6.7	9.66	0.87	19.8
C07-C08	-	-	-	-	-	-	0.7	-	-	1.9	3.8	3.6	-	3.5	4.4	-	0.5	0.68	0.22	1.4
C09	-	-	-	-	-	0.6	0.7	0.6	2.4	-	3.8	10.8	4.5	24.2	17.7	13.0	1.6	2.41	0.45	3.2
C10	-	-	-	-	-	-	-	-	1.6	2.8	3.8	9.0	6.8	6.9	-	-	0.9	1.29	0.31	3.5
C11	-	-	0.8	-	-	0.6	-	-	1.6	0.9	-	-	4.5	10.4	4.4	-	0.6	0.86	0.26	1.1
C12-C13	-	-	-	-	-	1.2	-	2.3	11.9	14.1	37.7	32.5	47.7	114.2	66.2	69.5	8.5	13.03	1.03	21.9
C14	-	-	-	-	-	-	-	0.6	-	3.8	2.5	9.0	9.1	10.4	17.7	13.0	1.3	2.04	0.41	3.6
C15	-	-	-	-	-	-	0.7	4.7	6.4	40.4	41.5	86.7	75.0	110.7	105.9	86.9	12.6	18.84	1.23	37.5
C16	-	-	-	-	-	1.2	1.3	1.2	4.0	12.2	27.7	32.5	34.1	51.9	57.4	69.5	6.2	9.36	0.87	16.4
C17	-	-	-	-	-	-	-	-	0.8	2.8	-	-	-	3.5	-	-	0.3	0.32	0.15	0.7
C18	-	-	-	-	0.5	-	1.3	-	1.6	6.6	6.3	12.6	6.8	24.2	-	17.4	1.9	2.78	0.47	5.1
C19-C20	-	-	-	0.5	1.1	0.6	2.6	0.6	3.2	5.6	5.0	10.8	9.1	10.4	13.2	-	2.0	2.53	0.42	5.2
C21	-	-	-	-	-	-	-	-	-	-	-	-	2.3	3.5	-	-	0.1	0.19	0.14	0.3
C22	-	-	-	-	-	-	-	-	1.6	2.8	10.1	14.4	13.6	10.4	13.2	8.7	1.8	2.64	0.46	6.1
C23-C24	-	-	-	-	-	0.6	0.7	0.6	2.4	2.8	8.8	12.6	4.5	10.4	26.5	8.7	1.8	2.58	0.44	4.8
C25	-	-	-	-	-	-	0.7	-	1.6	0.9	2.5	12.6	2.3	3.5	4.4	4.3	0.9	1.19	0.30	2.8
C30-C31	-	-	-	-	-	-	0.7	-	-	-	-	-	-	-	4.4	4.3	0.2	0.21	0.13	-
C32	-	-	-	-	-	-	-	1.2	1.6	10.3	8.8	27.1	11.4	20.8	13.2	30.4	2.9	4.26	0.57	8.9
C33-C34	-	-	-	-	-	-	0.7	1.2	1.6	2.8	12.6	28.9	22.7	51.9	30.9	43.4	3.8	6.11	0.72	9.8
C37-C38	-	-	-	-	-	-	-	0.6	-	-	-	1.8	6.8	-	-	-	0.3	0.38	0.18	1.2
C40-C41	-	-	0.4	-	-	-	-	-	0.8	-	1.3	-	-	-	-	4.3	0.2	0.23	0.12	0.4
C43	-	-	-	-	-	0.6	-	-	-	-	1.3	-	2.3	3.5	-	-	0.2	0.31	0.16	0.5
C44	-	-	-	1.1	-	-	-	-	0.8	0.9	2.5	-	-	10.4	-	-	0.5	0.64	0.22	0.7
C45	-	-	-	-	-	-	-	-	-	-	-	1.8	-	-	-	-	0.1	0.07	0.07	0.2
C46	-	-	-	-	-	-	-	-	-	-	-	-	-	-	-	-	-	-	-	-
C47+C49	-	-	0.4	0.5	0.5	-	0.7	0.6	-	0.9	1.3	-	6.8	-	-	-	0.5	0.60	0.20	1.4
C50	-	-	-	-	0.5	-	-	0.6	-	-	-	-	-	-	-	-	0.1	0.08	0.06	0.1
C60	-	-	-	-	-	0.6	-	1.2	-	-	1.3	1.8	4.5	3.5	4.4	4.3	0.5	0.71	0.24	1.2
C61	-	-	-	-	-	-	-	-	-	0.9	1.3	3.6	4.5	20.8	35.3	30.4	1.4	2.38	0.46	1.4
C62	-	-	-	-	-	-	-	0.6	1.6	0.9	1.3	-	-	-	-	-	0.3	0.25	0.11	0.8
C63	-	-	-	-	-	-	-	-	-	-	-	-	2.3	-	-	-	0.1	0.09	0.09	0.3
C64	0.6	0.4	-	-	-	-	0.7	0.6	0.8	1.9	-	3.6	9.1	3.5	-	8.7	0.8	1.14	0.30	2.3
C65	-	-	-	-	-	-	-	-	-	-	-	-	-	-	-	-	-	-	-	-
C66	-	-	-	-	-	-	-	-	-	-	-	-	-	-	-	-	-	-	-	-
C67	-	-	-	-	-	0.6	0.7	0.6	-	3.8	1.3	14.4	11.4	20.8	17.7	17.4	1.8	2.77	0.48	4.4
C68	-	-	-	-	-	-	-	-	-	-	-	-	-	-	-	-	-	-	-	-
C69	-	-	-	-	-	-	-	-	-	-	-	-	4.5	-	-	-	0.1	0.18	0.13	0.6
C70-C72	0.6	-	0.4	0.5	-	-	-	1.2	3.2	1.9	1.3	1.8	-	3.5	-	4.3	0.8	0.86	0.23	1.6
C73	-	-	-	-	-	-	0.7	-	-	0.9	-	1.8	-	-	-	-	0.2	0.17	0.10	0.4
C74	-	-	-	-	-	-	-	-	-	-	-	-	2.3	-	-	-	0.1	0.09	0.09	0.3
C81	-	-	-	-	-	0.6	0.7	-	-	-	1.3	-	-	3.5	-	-	0.2	0.25	0.14	0.2
C82-85,C96	-	0.4	-	2.1	0.5	1.2	2.0	1.2	3.2	3.8	2.5	3.6	2.3	-	4.4	8.7	1.5	1.60	0.31	2.7
C88	-	-	-	-	-	-	-	-	-	-	-	-	-	-	-	-	-	-	-	-
C90	-	-	-	-	-	-	-	0.6	-	1.9	-	1.8	6.8	-	-	4.3	0.4	0.58	0.21	1.6
C91	1.2	0.4	-	-	-	-	-	-	-	-	-	-	-	-	-	-	0.2	0.19	0.11	-
C92-C94	0.6	0.9	1.2	0.5	0.5	0.6	0.7	1.2	2.4	0.9	1.3	7.2	9.1	-	4.4	-	1.3	1.53	0.32	3.2
C95	-	-	-	-	-	0.6	-	-	-	-	1.3	-	-	-	-	-	0.1	0.11	0.08	0.2
O&U *	-	0.4	-	-	0.5	1.8	2.0	2.3	5.6	11.3	20.1	23.5	29.5	38.1	35.3	34.7	5.1	7.17	0.74	13.8
All	3.0	2.7	3.3	5.3	4.4	13.2	21.6	30.0	67.5	167.2	240.1	444.1	431.8	664.3	578.2	551.5	74.9	109.6	2.94	203.0

TABLE DIB-4(b):
Average Annual Age Specific, Crude (CR), Age Adjusted (AAR) (with Standard Error (SE)) and
Truncated (35-64 yrs) (TR) Incidence Rate per 100,000 population: 2006-2008 - Females
Dibrugarh

ICD-10	0-4	5-9	10-14	15-19	20-24	25-29	30-34	35-39	40-44	45-49	50-54	55-59	60-64	65-69	70-74	>75	CR	AAR	SE	TR
C00	-	-	-	-	-	-	-	0.6	-	-	-	-	2.3	-	-	-	0.1	0.13	0.10	0.4
C01-C02	-	-	-	-	-	-	-	-	1.0	1.1	3.3	10.9	9.1	13.1	5.1	5.3	1.0	1.69	0.39	3.5
C03-C06	-	-	-	-	-	-	1.3	1.3	4.8	6.7	6.5	21.8	13.7	13.1	10.2	10.7	2.3	3.40	0.53	8.1
C07-C08	-	-	-	-	-	-	-	-	1.9	-	-	-	-	3.3	-	-	0.2	0.21	0.13	0.4
C09	-	-	-	-	-	-	-	-	-	-	1.6	-	-	9.8	5.1	-	0.3	0.48	0.21	0.3
C10	-	-	-	-	-	-	-	-	1.9	-	-	-	-	-	-	-	0.1	0.12	0.08	0.4
C11	-	-	-	-	0.5	-	-	-	-	-	-	-	-	-	-	-	0.1	0.04	0.04	-
C12-C13	-	-	-	-	-	-	0.6	0.6	5.8	12.3	3.3	10.9	13.7	3.3	5.1	5.3	1.9	2.61	0.45	7.3
C14	-	-	-	-	-	-	-	0.6	1.0	-	1.6	2.2	2.3	3.3	-	-	0.3	0.45	0.19	1.1
C15	-	-	-	-	0.5	-	0.6	1.3	8.6	20.1	35.8	28.3	43.2	62.1	81.6	69.5	7.1	11.42	1.01	20.8
C16	-	-	-	-	-	1.1	3.8	5.1	9.6	10.0	16.3	15.3	13.7	29.4	5.1	16.0	3.8	5.08	0.63	11.2
C17	-	-	-	-	-	-	-	0.6	-	-	-	-	-	-	-	-	0.1	0.04	0.04	0.1
C18	-	-	-	-	-	0.6	-	1.3	2.9	8.9	1.6	-	4.6	6.5	15.3	16.0	1.3	1.92	0.40	3.4
C19-C20	-	-	-	-	1.1	1.1	1.3	-	2.9	-	4.9	-	6.8	-	5.1	-	0.9	1.04	0.28	2.2
C21	-	-	-	-	-	-	-	-	-	-	-	-	-	3.3	-	-	0.1	0.10	0.10	-
C22	-	-	-	-	-	-	0.6	1.3	-	2.2	6.5	13.1	-	6.5	-	10.7	1.0	1.51	0.36	3.4
C23-C24	-	-	-	-	-	0.6	1.9	-	8.6	24.5	16.3	37.0	13.7	55.6	56.1	16.0	5.3	8.10	0.83	15.6
C25	-	-	-	-	-	-	-	-	-	1.1	4.9	2.2	6.8	-	-	-	0.4	0.67	0.24	2.2
C30-C31	-	-	-	-	-	-	-	-	-	1.1	-	4.4	-	3.3	-	-	0.2	0.34	0.17	0.8
C32	-	-	-	-	-	-	-	-	-	1.1	-	2.2	-	9.8	10.2	-	0.4	0.65	0.25	0.5
C33-C34	-	-	-	-	-	0.6	1.3	-	2.9	6.7	1.6	2.2	4.6	9.8	5.1	10.7	1.2	1.66	0.37	3.0
C37-C38	-	-	-	-	-	0.6	1.3	-	-	-	-	-	-	-	-	-	0.2	0.12	0.07	-
C40-C41	-	-	-	-	-	-	-	-	-	-	-	-	2.3	-	5.1	-	0.1	0.19	0.14	0.3
C43	-	-	-	-	-	-	0.6	-	-	-	-	-	-	3.3	-	-	0.1	0.14	0.11	-
C44	-	-	-	-	-	-	-	0.6	-	1.1	-	-	-	6.5	-	-	0.2	0.30	0.16	0.3
C45	-	-	-	-	-	-	-	-	-	-	-	-	2.3	-	-	-	0.1	0.09	0.09	0.3
C46	-	-	-	-	-	-	-	-	-	-	-	-	-	-	-	-	-	-	-	-
C47+C49	-	0.5	-	0.5	0.5	-	0.6	-	-	-	6.5	-	2.3	-	5.1	-	0.5	0.69	0.23	1.3
C50	-	-	-	-	0.5	0.6	6.3	15.4	16.3	34.6	40.7	61.0	43.2	26.2	15.3	16.0	9.1	12.06	0.96	32.8
C51	-	-	-	-	-	-	-	-	-	-	3.3	2.2	-	-	-	-	0.2	0.25	0.14	0.8
C52	-	-	-	-	-	-	-	-	-	-	1.6	2.2	2.3	-	-	-	0.2	0.26	0.15	0.8
C53	-	-	-	-	-	-	1.9	6.4	11.5	13.4	32.6	26.1	20.5	13.1	-	10.7	4.5	6.09	0.69	17.3
C54	-	-	-	-	-	0.6	-	1.9	1.9	3.3	1.6	6.5	-	-	5.1	10.7	0.9	1.13	0.30	2.5
C55	-	-	-	-	-	-	1.3	-	-	2.2	4.9	2.2	2.3	6.5	-	-	0.6	0.83	0.26	1.8
C56	-	-	0.4	1.1	2.2	2.2	3.8	3.8	8.6	12.3	19.5	24.0	18.2	16.3	-	10.7	4.3	5.57	0.65	13.4
C57	-	-	-	-	-	0.6	-	-	-	-	-	-	-	-	-	5.3	0.1	0.15	0.12	-
C58	-	-	-	-	-	0.6	-	-	-	-	-	-	-	-	-	-	0.1	0.04	0.04	-
C64	-	-	-	-	-	-	-	-	1.0	-	-	-	-	-	-	-	0.1	0.06	0.06	0.2
C65	-	-	-	-	-	-	-	-	-	-	-	-	-	-	-	-	-	-	-	-
C66	-	-	-	-	-	-	-	-	-	-	-	-	-	-	-	-	-	-	-	-
C67	-	-	-	-	-	-	-	0.6	1.0	1.1	-	-	2.3	-	-	-	0.2	0.25	0.13	0.8
C68	-	-	-	-	-	-	-	-	-	-	-	-	-	-	-	-	-	-	-	-
C69	-	-	-	-	-	-	-	-	-	-	-	-	-	-	-	-	-	-	-	-
C70-C72	-	-	0.4	-	-	0.6	-	3.2	-	1.1	-	-	-	-	-	-	0.4	0.34	0.12	0.8
C73	-	-	-	0.5	-	-	-	0.6	1.9	1.1	-	8.7	2.3	3.3	5.1	5.3	0.7	1.02	0.29	2.1
C74	-	-	-	-	-	-	-	-	-	-	-	-	-	-	-	-	-	-	-	-
C81	-	-	-	0.5	-	-	-	-	-	-	-	-	-	-	-	-	0.1	0.05	0.05	-
C82-85,C96	-	0.5	-	-	1.1	-	-	-	1.0	-	-	6.5	9.1	-	10.2	-	0.7	1.02	0.29	2.2
C88	-	-	-	-	-	-	-	-	-	-	-	-	-	-	-	-	-	-	-	-
C90	-	-	-	-	-	-	-	-	1.0	2.2	-	-	11.4	-	-	5.3	0.5	0.75	0.26	2.1
C91	-	-	-	-	-	-	-	-	-	-	-	-	-	-	-	-	-	-	-	-
C92-C94	-	-	0.4	0.5	0.5	0.6	-	0.6	2.9	4.5	3.3	4.4	-	-	5.1	-	0.9	1.09	0.28	2.6
C95	-	-	-	0.5	0.5	-	-	-	-	-	-	-	-	-	-	-	0.1	0.09	0.06	-
O&U *	0.6	0.9	-	-	-	1.1	0.6	1.3	4.8	6.7	24.4	15.3	11.4	16.3	15.3	-	2.9	4.15	0.58	9.8
All	0.6	1.9	1.3	3.7	7.7	11.1	27.7	47.5	103.7	179.6	242.7	309.4	264.0	323.7	270.4	224.6	55.3	78.5	2.52	177.1

**TABLE DIB-5(a): Number (#) and Proportion (%) of Cancers by Site (ICD-10) and Method of Diagnosis: 2006-2008 - Males
Dibrugarh**

ICD-10 -	Site	Clinical		Microscopic		X-Ray / Imaging		DCO		Others		Unknown		Total	
		#	%	#	%	#	%	#	%	#	%	#	%	#	%
C00	Lip	-	-	10	90.9	-	-	1	9.1	-	-	-	-	11	100.0
C01-C02	Tongue	1	1.4	65	92.9	-	-	2	2.9	-	-	2	2.9	70	100.0
C03-C06	Mouth	2	1.5	125	94.7	-	-	5	3.8	-	-	-	-	132	100.0
C07-C08	Salivary Gland	-	-	9	90.0	-	-	1	10.0	-	-	-	-	10	100.0
C09	Tonsil	-	-	31	100.0	-	-	-	-	-	-	-	-	31	100.0
C10	Oth. Oropharynx	-	-	16	88.9	-	-	1	5.6	-	-	1	5.6	18	100.0
C11	Nasopharynx	-	-	9	75.0	-	-	3	25.0	-	-	-	-	12	100.0
C12-C13	Hypopharynx	1	0.6	157	92.9	-	-	8	4.7	-	-	3	1.8	169	100.0
C14	Pharynx Unspecified	-	-	20	76.9	-	-	6	23.1	-	-	-	-	26	100.0
C15	Oesophagus	-	-	218	87.2	1	0.4	28	11.2	1	0.4	2	0.8	250	100.0
C16	Stomach	-	-	96	78.0	4	3.3	20	16.3	3	2.4	-	-	123	100.0
C17	Small Intestine	-	-	3	60.0	1	20.0	1	20.0	-	-	-	-	5	100.0
C18	Colon	-	-	34	89.5	-	-	3	7.9	1	2.6	-	-	38	100.0
C19-C20	Rectum	-	-	34	87.2	-	-	4	10.3	-	-	1	2.6	39	100.0
C21	Anus & Anal Canal	-	-	2	100.0	-	-	-	-	-	-	-	-	2	100.0
C22	Liver	-	-	20	57.1	1	2.9	13	37.1	1	2.9	-	-	35	100.0
C23-C24	Gallbladder etc.	-	-	26	72.2	4	11.1	6	16.7	-	-	-	-	36	100.0
C25	Pancreas	-	-	6	35.3	4	23.5	6	35.3	1	5.9	-	-	17	100.0
C30-C31	Nose, Sinuses etc.	-	-	3	100.0	-	-	-	-	-	-	-	-	3	100.0
C32	Larynx	-	-	53	91.4	-	-	5	8.6	-	-	-	-	58	100.0
C33-C34	Lung etc.	2	2.6	54	71.1	3	3.9	17	22.4	-	-	-	-	76	100.0
C37-C38	Other Thoracic Organs	-	-	3	60.0	-	-	1	20.0	-	-	1	20.0	5	100.0
C40-C41	Bone	-	-	4	100.0	-	-	-	-	-	-	-	-	4	100.0
C43	Melanoma of Skin	-	-	3	75.0	-	-	1	25.0	-	-	-	-	4	100.0
C44	Other Skin	-	-	9	100.0	-	-	-	-	-	-	-	-	9	100.0
C45	Mesothelioma	-	-	1	100.0	-	-	-	-	-	-	-	-	1	100.0
C46	Kaposi Sarcoma	-	-	-	-	-	-	-	-	-	-	-	-	-	-
C47 + C49	Conn. & Soft Tissue	-	-	10	100.0	-	-	-	-	-	-	-	-	10	100.0
C50	Breast	-	-	1	50.0	-	-	1	50.0	-	-	-	-	2	100.0
C60	Penis	-	-	10	100.0	-	-	-	-	-	-	-	-	10	100.0
C61	Prostate	1	3.7	20	74.1	-	-	5	18.5	-	-	1	3.7	27	100.0
C62	Testis	-	-	3	60.0	1	20.0	1	20.0	-	-	-	-	5	100.0
C63	Other Male Genital	-	-	1	100.0	-	-	-	-	-	-	-	-	1	100.0
C64	Kidney etc.	-	-	8	50.0	-	-	6	37.5	2	12.5	-	-	16	100.0
C65	Renal Pelvis	-	-	-	-	-	-	-	-	-	-	-	-	-	-
C66	Ureter	-	-	-	-	-	-	-	-	-	-	-	-	-	-
C67	Bladder	-	-	32	91.4	-	-	3	8.6	-	-	-	-	35	100.0
C68	Uns. Urinary Organs	-	-	-	-	-	-	-	-	-	-	-	-	-	-
C69	Eye	1	50.0	1	50.0	-	-	-	-	-	-	-	-	2	100.0
C70-C72	Brain, Nervous System	-	-	8	53.3	3	20.0	3	20.0	1	6.7	-	-	15	100.0
C73	Thyroid	-	-	3	100.0	-	-	-	-	-	-	-	-	3	100.0
C74	Adrenal Gland	-	-	-	-	1	100.0	-	-	-	-	-	-	1	100.0
C81	Hodgkins Disease	-	-	4	100.0	-	-	-	-	-	-	-	-	4	100.0
C82-85,C96	NHL	-	-	24	82.8	-	-	4	13.8	-	-	1	3.4	29	100.0
C88	Malignant Imm. Prol D	-	-	-	-	-	-	-	-	-	-	-	-	-	-
C90	Multiple Myeloma	-	-	7	87.5	-	-	-	-	-	-	1	12.5	8	100.0
C91	Lymphoid Leuk.	-	-	3	100.0	-	-	-	-	-	-	-	-	3	100.0
C92-C94	Myeloid Leukaemia	-	-	20	76.9	-	-	6	23.1	-	-	-	-	26	100.0
C95	Leukaemia Uns	-	-	-	-	-	-	2	100.0	-	-	-	-	2	100.0
O&U *	Other and Uns	-	-	63	63.0	1	1.0	34	34.0	1	1.0	1	1.0	100	100.0
	All Sites	8	0.5	1229	82.9	24	1.6	197	13.3	11.0	0.7	14	0.9	1483	100.0

**TABLE DIB-5(b): Number (#) and Proportion (%) of Cancers by Site (ICD-10) and Method of Diagnosis : 2006-2008 - Females
Dibrugarh**

ICD-10 -	Site	Clinical		Microscopic		X-Ray / Imaging		DCO		Others		Unknown		Total	
		#	%	#	%	#	%	#	%	#	%	#	%	#	%
C00	Lip	-	-	2	100.0	-	-	-	-	-	-	-	-	2	100.0
C01-C02	Tongue	-	-	18	94.7	-	-	1	5.3	-	-	-	-	19	100.0
C03-C06	Mouth	-	-	41	95.3	-	-	2	4.7	-	-	-	-	43	100.0
C07-C08	Salivary Gland	-	-	3	100.0	-	-	-	-	-	-	-	-	3	100.0
C09	Tonsil	-	-	5	100.0	-	-	-	-	-	-	-	-	5	100.0
C10	Oth. Oropharynx	-	-	2	100.0	-	-	-	-	-	-	-	-	2	100.0
C11	Nasopharynx	-	-	1	100.0	-	-	-	-	-	-	-	-	1	100.0
C12-C13	Hypopharynx	1	2.9	34	97.1	-	-	-	-	-	-	-	-	35	100.0
C14	Pharynx Unspecified	-	-	5	83.3	-	-	1	16.7	-	-	-	-	6	100.0
C15	Oesophagus	-	-	122	91.7	-	-	8	6.0	2	1.5	1	0.8	133	100.0
C16	Stomach	1	1.4	60	83.3	2	2.8	7	9.7	2	2.8	-	-	72	100.0
C17	Small Intestine	-	-	1	100.0	-	-	-	-	-	-	-	-	1	100.0
C18	Colon	-	-	23	92.0	-	-	2	8.0	-	-	-	-	25	100.0
C19-C20	Rectum	-	-	14	87.5	-	-	2	12.5	-	-	-	-	16	100.0
C21	Anus & Anal Canal	-	-	-	-	-	-	1	100.0	-	-	-	-	1	100.0
C22	Liver	-	-	8	42.1	-	-	9	47.4	2	10.5	-	-	19	100.0
C23-C24	Gallbladder etc.	1	1.0	75	75.8	3	3.0	17	17.2	2	2.0	1	1.0	99	100.0
C25	Pancreas	-	-	3	37.5	2	25.0	1	12.5	2	25.0	-	-	8	100.0
C30-C31	Nose, Sinuses etc.	-	-	3	75.0	-	-	1	25.0	-	-	-	-	4	100.0
C32	Larynx	-	-	5	71.4	-	-	2	28.6	-	-	-	-	7	100.0
C33-C34	Lung etc.	-	-	13	59.1	1	4.5	7	31.8	-	-	1	4.5	22	100.0
C37-C38	Other Thoracic Organs	-	-	2	66.7	-	-	1	33.3	-	-	-	-	3	100.0
C40-C41	Bone	-	-	2	100.0	-	-	-	-	-	-	-	-	2	100.0
C43	Melanoma of Skin	-	-	2	100.0	-	-	-	-	-	-	-	-	2	100.0
C44	Other Skin	-	-	4	100.0	-	-	-	-	-	-	-	-	4	100.0
C45	Mesothelioma	-	-	1	100.0	-	-	-	-	-	-	-	-	1	100.0
C46	Kaposi Sarcoma	-	-	-	-	-	-	-	-	-	-	-	-	-	-
C47+C49	Conn. & Soft Tissue	-	-	10	100.0	-	-	-	-	-	-	-	-	10	100.0
C50	Breast	-	-	155	91.2	-	-	14	8.2	-	-	1	0.6	170	100.0
C51	Vulva	-	-	3	100.0	-	-	-	-	-	-	-	-	3	100.0
C52	Vagina	-	-	3	100.0	-	-	-	-	-	-	-	-	3	100.0
C53	Cervix Uteri	-	-	74	88.1	-	-	7	8.3	1	1.2	2	2.4	84	100.0
C54	Corpus Uteri	-	-	15	93.8	-	-	-	-	1	6.3	-	-	16	100.0
C55	Uterus Unspecified	-	-	10	90.9	-	-	1	9.1	-	-	-	-	11	100.0
C56	Ovary etc.	2	2.5	65	80.2	4	4.9	5	6.2	4	4.9	1	1.2	81	100.0
C57	Other Female Genital	-	-	2	100.0	-	-	-	-	-	-	-	-	2	100.0
C58	Placenta	-	-	1	100.0	-	-	-	-	-	-	-	-	1	100.0
C64	Kidney etc.	-	-	1	100.0	-	-	-	-	-	-	-	-	1	100.0
C65	Renal Pelvis	-	-	-	-	-	-	-	-	-	-	-	-	-	-
C66	Ureter	-	-	-	-	-	-	-	-	-	-	-	-	-	-
C67	Bladder	-	-	2	50.0	1	25.0	-	-	1	25.0	-	-	4	100.0
C68	Uns.Urinary Organs	-	-	-	-	-	-	-	-	-	-	-	-	-	-
C69	Eye	-	-	-	-	-	-	-	-	-	-	-	-	-	-
C70-C72	Brain, Nervous System	-	-	5	62.5	2	25.0	1	12.5	-	-	-	-	8	100.0
C73	Thyroid	-	-	11	84.6	-	-	2	15.4	-	-	-	-	13	100.0
C74	Adrenal Gland	-	-	-	-	-	-	-	-	-	-	-	-	-	-
C81	Hodgkins Disease	-	-	1	100.0	-	-	-	-	-	-	-	-	1	100.0
C82-85,C96	NHL	-	-	13	100.0	-	-	-	-	-	-	-	-	13	100.0
C88	Malig Imn.Prol D	-	-	-	-	-	-	-	-	-	-	-	-	-	-
C90	Multiple Myeloma	-	-	8	88.9	-	-	1	11.1	-	-	-	-	9	100.0
C91	Lymphoid Leuk.	-	-	-	-	-	-	-	-	-	-	-	-	-	-
C92-C94	Myeloid Leukaemia	-	-	17	100.0	-	-	-	-	-	-	-	-	17	100.0
C95	Leukaemia Uns	-	-	-	-	-	-	2	100.0	-	-	-	-	2	100.0
O&U *	Other and Uns	-	-	33	61.1	1	1.9	17	31.5	2	3.7	1	1.9	54	100.0
	All Sites	5	0.5	878	84.6	16	1.5	112	10.8	19.0	1.8	8	0.8	1038	100.0

TABLE DIB-6(a): Number (#) and Proportion (%) of Cancers by Site (ICD-10) and Detailed Microscopic Diagnosis: 2006-2008 - Males : Dibrugarh

ICD-10	Site	Pri. Hist		Sec. Hist		Cytology		Blood Film		Bone Marrow		Others		Total	
		#	%	#	%	#	%	#	%	#	%	#	%	#	%
C00	Lip	10	90.9	-	-	-	-	-	-	-	-	1	9.1	11	100.0
C01-C02	Tongue	53	75.7	4	5.7	8	11.4	-	-	-	-	5	7.1	70	100.0
C03-C06	Mouth	116	87.9	4	3.0	5	3.8	-	-	-	-	7	5.3	132	100.0
C07-C08	Salivary Gland	8	80.0	-	-	1	10.0	-	-	-	-	1	10.0	10	100.0
C09	Tonsil	28	90.3	2	6.5	1	3.2	-	-	-	-	-	-	31	100.0
C10	Oth. Oropharynx	14	77.8	2	11.1	-	-	-	-	-	-	2	11.1	18	100.0
C11	Nasopharynx	7	58.3	2	16.7	-	-	-	-	-	-	3	25.0	12	100.0
C12-C13	Hypopharynx	146	86.4	9	5.3	2	1.2	-	-	-	-	12	7.1	169	100.0
C14	Pharynx Unspecified	19	73.1	-	-	1	3.8	-	-	-	-	6	23.1	26	100.0
C15	Oesophagus	216	86.4	1	0.4	1	0.4	-	-	-	-	32	12.8	250	100.0
C16	Stomach	93	75.6	2	1.6	1	0.8	-	-	-	-	27	22.0	123	100.0
C17	Small Intestine	3	60.0	-	-	-	-	-	-	-	-	2	40.0	5	100.0
C18	Colon	33	86.8	1	2.6	-	-	-	-	-	-	4	10.5	38	100.0
C19-C20	Rectum	34	87.2	-	-	-	-	-	-	-	-	5	12.8	39	100.0
C21	Anus & Anal Canal	2	100.0	-	-	-	-	-	-	-	-	-	-	2	100.0
C22	Liver	7	20.0	-	-	13	37.1	-	-	-	-	15	42.9	35	100.0
C23-C24	Gallbladder etc.	25	69.4	-	-	1	2.8	-	-	-	-	10	27.8	36	100.0
C25	Pancreas	6	35.3	-	-	-	-	-	-	-	-	11	64.7	17	100.0
C30-C31	Nose, Sinuses etc.	3	100.0	-	-	-	-	-	-	-	-	-	-	3	100.0
C32	Larynx	51	87.9	1	1.7	1	1.7	-	-	-	-	5	8.6	58	100.0
C33-C34	Lung etc.	13	17.1	3	3.9	38	50.0	-	-	-	-	22	28.9	76	100.0
C37-C38	Other Thoracic Organs	1	20.0	-	-	2	40.0	-	-	-	-	2	40.0	5	100.0
C40-C41	Bone	3	75.0	-	-	1	25.0	-	-	-	-	-	-	4	100.0
C43	Melanoma of Skin	2	50.0	-	-	1	25.0	-	-	-	-	1	25.0	4	100.0
C44	Other Skin	9	100.0	-	-	-	-	-	-	-	-	-	-	9	100.0
C45	Mesothelioma	-	-	-	-	1	100.0	-	-	-	-	-	-	1	100.0
C46	Kaposi Sarcoma	-	-	-	-	-	-	-	-	-	-	-	-	-	-
C47 + C49	Conn. & Soft Tissue	10	100.0	-	-	-	-	-	-	-	-	-	-	10	100.0
C50	Breast	1	50.0	-	-	-	-	-	-	-	-	1	50.0	2	100.0
C60	Penis	9	90.0	1	10.0	-	-	-	-	-	-	-	-	10	100.0
C61	Prostate	20	74.1	-	-	-	-	-	-	-	-	7	25.9	27	100.0
C62	Testis	3	60.0	-	-	-	-	-	-	-	-	2	40.0	5	100.0
C63	Other Male Genital	-	-	-	-	1	100.0	-	-	-	-	-	-	1	100.0
C64	Kidney etc.	6	37.5	1	6.3	1	6.3	-	-	-	-	8	50.0	16	100.0
C65	Renal Pelvis	-	-	-	-	-	-	-	-	-	-	-	-	-	-
C66	Ureter	-	-	-	-	-	-	-	-	-	-	-	-	-	-
C67	Bladder	31	88.6	-	-	1	2.9	-	-	-	-	3	8.6	35	100.0
C68	Uns. Urinary Organs	-	-	-	-	-	-	-	-	-	-	-	-	-	-
C69	Eye	1	50.0	-	-	-	-	-	-	-	-	1	50.0	2	100.0
C70-C72	Brain, Nervous System	7	46.7	-	-	1	6.7	-	-	-	-	7	46.7	15	100.0
C73	Thyroid	1	33.3	-	-	2	66.7	-	-	-	-	-	-	3	100.0
C74	Adrenal Gland	-	-	-	-	-	-	-	-	-	-	1	100.0	1	100.0
C81	Hodgkins Disease	4	100.0	-	-	-	-	-	-	-	-	-	-	4	100.0
C82-85,C96	NHL	19	65.5	-	-	4	13.8	-	-	1	3.4	5	17.2	29	100.0
C88	Malig Imn.Prol D	-	-	-	-	-	-	-	-	-	-	-	-	-	-
C90	Multiple Myeloma	2	25.0	1	12.5	1	12.5	-	-	3	37.5	1	12.5	8	100.0
C91	Lymphoid Leuk.	-	-	-	-	-	-	-	-	3	100.0	-	-	3	100.0
C92-C94	Myeloid Leukaemia	-	-	-	-	-	-	-	-	20	76.9	6	23.1	26	100.0
C95	Leukaemia Uns	-	-	-	-	-	-	-	-	-	-	2	100.0	2	100.0
O&U *	Other and Uns	11	11.0	24	24.0	28	28.0	-	-	-	-	37	37.0	100	100.0
	All Sites	1027	69.3	58	3.9	117	7.9	-	-	27	1.8	254	17.1	1483	100.0

TABLE DIB-6(b): Number (#) and Proportion (%) of Cancers by Site (ICD-10) and Detailed Microscopic Diagnosis: 2006-2008 - Females : Dibrugarh

ICD-10	Site	Pri. Hist		Sec. Hist		Cytology		Blood Film		Bone Marrow		Others		Total	
		#	%	#	%	#	%	#	%	#	%	#	%	#	%
C00	Lip	2	100.0	-	-	-	-	-	-	-	-	-	-	2	100.0
C01-C02	Tongue	18	94.7	-	-	-	-	-	-	-	-	1	5.3	19	100.0
C03-C06	Mouth	36	83.7	-	-	5	11.6	-	-	-	-	2	4.7	43	100.0
C07-C08	Salivary Gland	2	66.7	-	-	1	33.3	-	-	-	-	-	-	3	100.0
C09	Tonsil	3	60.0	2	40.0	-	-	-	-	-	-	-	-	5	100.0
C10	Oth. Oropharynx	2	100.0	-	-	-	-	-	-	-	-	-	-	2	100.0
C11	Nasopharynx	1	100.0	-	-	-	-	-	-	-	-	-	-	1	100.0
C12-C13	Hypopharynx	30	85.7	4	11.4	-	-	-	-	-	-	1	2.9	35	100.0
C14	Pharynx Unspecified	5	83.3	-	-	-	-	-	-	-	-	1	16.7	6	100.0
C15	Oesophagus	122	91.7	-	-	-	-	-	-	-	-	11	8.3	133	100.0
C16	Stomach	58	80.6	2	2.8	-	-	-	-	-	-	12	16.7	72	100.0
C17	Small Intestine	1	100.0	-	-	-	-	-	-	-	-	-	-	1	100.0
C18	Colon	23	92.0	-	-	-	-	-	-	-	-	2	8.0	25	100.0
C19-C20	Rectum	13	81.3	1	6.3	-	-	-	-	-	-	2	12.5	16	100.0
C21	Anus & Anal Canal	-	-	-	-	-	-	-	-	-	-	1	100.0	1	100.0
C22	Liver	2	10.5	-	-	6	31.6	-	-	-	-	11	57.9	19	100.0
C23-C24	Gallbladder etc.	72	72.7	1	1.0	2	2.0	-	-	-	-	24	24.2	99	100.0
C25	Pancreas	3	37.5	-	-	-	-	-	-	-	-	5	62.5	8	100.0
C30-C31	Nose, Sinuses etc.	3	75.0	-	-	-	-	-	-	-	-	1	25.0	4	100.0
C32	Larynx	4	57.1	-	-	1	14.3	-	-	-	-	2	28.6	7	100.0
C33-C34	Lung etc.	2	9.1	-	-	11	50.0	-	-	-	-	9	40.9	22	100.0
C37-C38	Other Thoracic Organs	2	66.7	-	-	-	-	-	-	-	-	1	33.3	3	100.0
C40-C41	Bone	2	100.0	-	-	-	-	-	-	-	-	-	-	2	100.0
C43	Melanoma of Skin	2	100.0	-	-	-	-	-	-	-	-	-	-	2	100.0
C44	Other Skin	4	100.0	-	-	-	-	-	-	-	-	-	-	4	100.0
C45	Mesothelioma	-	-	-	-	1	100.0	-	-	-	-	-	-	1	100.0
C46	Kaposi Sarcoma	-	-	-	-	-	-	-	-	-	-	-	-	-	-
C47 + C49	Conn. & Soft Tissue	7	70.0	1	10.0	2	20.0	-	-	-	-	-	-	10	100.0
C50	Breast	124	72.9	-	-	31	18.2	-	-	-	-	15	8.8	170	100.0
C51	Vulva	3	100.0	-	-	-	-	-	-	-	-	-	-	3	100.0
C52	Vagina	3	100.0	-	-	-	-	-	-	-	-	-	-	3	100.0
C53	Cervix Uteri	70	83.3	-	-	4	4.8	-	-	-	-	10	11.9	84	100.0
C54	Corpus Uteri	14	87.5	-	-	1	6.3	-	-	-	-	1	6.3	16	100.0
C55	Uterus Unspecified	10	90.9	-	-	-	-	-	-	-	-	1	9.1	11	100.0
C56	Ovary etc.	64	79.0	-	-	1	1.2	-	-	-	-	16	19.8	81	100.0
C57	Other Female Genital	1	50.0	-	-	1	50.0	-	-	-	-	-	-	2	100.0
C58	Placenta	1	100.0	-	-	-	-	-	-	-	-	-	-	1	100.0
C64	Kidney etc.	1	100.0	-	-	-	-	-	-	-	-	-	-	1	100.0
C65	Renal Pelvis	-	-	-	-	-	-	-	-	-	-	-	-	-	-
C66	Ureter	-	-	-	-	-	-	-	-	-	-	-	-	-	-
C67	Bladder	2	50.0	-	-	-	-	-	-	-	-	2	50.0	4	100.0
C68	Uns. Urinary Organs	-	-	-	-	-	-	-	-	-	-	-	-	-	-
C69	Eye	-	-	-	-	-	-	-	-	-	-	-	-	-	-
C70-C72	Brain, Nervous System	5	62.5	-	-	-	-	-	-	-	-	3	37.5	8	100.0
C73	Thyroid	8	61.5	-	-	3	23.1	-	-	-	-	2	15.4	13	100.0
C74	Adrenal Gland	-	-	-	-	-	-	-	-	-	-	-	-	-	-
C81	Hodgkins Disease	1	100.0	-	-	-	-	-	-	-	-	-	-	1	100.0
C82-85,C96	NHL	10	76.9	-	-	3	23.1	-	-	-	-	-	-	13	100.0
C88	Malig Imn.Prol D	-	-	-	-	-	-	-	-	-	-	-	-	-	-
C90	Multiple Myeloma	1	11.1	-	-	-	-	-	-	7	77.8	1	11.1	9	100.0
C91	Lymphoid Leuk.	-	-	-	-	-	-	-	-	-	-	-	-	-	-
C92-C94	Myeloid Leukaemia	-	-	1	5.9	-	-	-	-	16	94.1	-	-	17	100.0
C95	Leukaemia Uns	-	-	-	-	-	-	-	-	-	-	2	100.0	2	100.0
O&U *	Other and Uns	4	7.4	17	31.5	12	22.2	-	-	-	-	21	38.9	54	100.0
	All Sites	741	71.4	29	2.8	85	8.2	-	-	23	2.2	160	15.4	1038	100.0

**TABLE DIB-7(a): Number of Cancer Deaths by Five Year Age Group and Site (ICD-10):
2006-2008 – Males**

% = Relative Proportion of Cancers of All Sites

Dibrugarh

ICD-10	Site	0-4	5-9	10-14	15-19	20-24	25-29	30-34	35-39	40-44	45-49	50-54	55-59	60-64	65-69	70-74	75+	Unkn	Total	%
C00	Lip	-	-	-	-	-	-	-	-	-	-	-	-	-	-	1	-	-	1	0.23
C01-C02	Tongue	-	-	-	-	-	-	-	-	2	1	-	3	1	4	3	3	-	17	3.91
C03-C06	Mouth	-	-	-	-	-	-	2	-	1	2	-	1	1	1	-	4	-	12	2.76
C07-C08	Salivary Gland	-	-	-	-	-	-	-	-	-	-	1	1	-	-	-	-	-	2	0.46
C09	Tonsil	-	-	-	-	-	1	-	-	-	-	-	1	1	1	-	1	-	5	1.15
C10	Oth. Oropharynx	-	-	-	-	-	-	-	-	-	1	-	-	-	-	-	-	-	1	0.23
C11	Nasopharynx	-	-	-	-	-	1	-	-	1	1	-	-	-	1	1	-	-	5	1.15
C12-C13	Hypopharynx	-	-	-	-	-	-	-	-	-	2	6	5	2	7	2	6	-	30	6.90
C14	Pharynx Unspecified	-	-	-	-	-	-	-	-	-	3	1	-	-	2	2	-	-	8	1.84
C15	Oesophagus	-	-	-	1	-	-	-	3	4	8	7	19	9	8	8	11	-	78	17.93
C16	Stomach	-	-	-	-	-	2	1	3	2	7	6	2	4	7	6	3	-	43	9.89
C17	Small Intestine	-	-	-	-	-	-	-	-	1	-	-	-	-	-	-	-	-	1	0.23
C18	Colon	-	-	-	-	-	-	-	-	-	2	1	2	1	1	1	-	-	8	1.84
C19-C20	Rectum	-	-	-	-	-	-	2	-	1	1	-	1	-	-	-	-	-	5	1.15
C21	Anus & Anal Canal	-	-	-	-	-	-	-	-	-	-	-	-	-	-	-	-	-	-	-
C22	Liver	-	-	-	-	1	-	-	-	1	3	5	4	7	1	1	2	-	25	5.75
C23-C24	Gallbladder etc.	-	-	-	-	-	1	-	-	-	1	2	-	1	2	1	1	-	9	2.07
C25	Pancreas	-	-	-	-	-	-	1	-	-	2	1	4	3	-	-	2	-	13	2.99
C30-C31	Nose, Sinuses etc.	-	-	-	-	-	-	-	-	-	-	-	-	-	-	-	-	-	-	-
C32	Larynx	-	-	-	-	-	-	-	2	1	-	2	3	-	-	-	2	-	10	2.30
C33-C34	Lung etc.	-	-	-	1	-	1	2	-	2	-	8	9	3	5	4	8	-	43	9.89
C37-C38	Other Thoracic Organs	-	-	-	-	-	-	-	-	-	-	-	-	1	-	-	-	-	1	0.23
C40-C41	Bone	-	-	-	-	-	-	-	1	-	-	-	-	-	-	-	-	-	1	0.23
C43	Melanoma of Skin	-	-	-	-	-	1	-	-	-	-	-	-	-	-	-	-	-	1	0.23
C44	Other Skin	-	-	-	-	-	-	-	-	-	-	-	-	-	-	-	-	-	-	-
C45	Mesothelioma	-	-	-	-	-	-	-	-	-	-	-	-	1	-	-	-	-	1	0.23
C46	Kaposi Sarcoma	-	-	-	-	-	-	-	-	-	-	-	-	-	-	-	-	-	-	-
C47+C49	Conn. & Soft Tissue	-	-	-	-	-	-	-	-	-	-	-	-	-	-	-	-	-	-	-
C50	Breast	-	-	-	-	-	-	-	1	-	-	-	-	-	-	-	-	-	1	0.23
C60	Penis	-	-	-	-	-	-	-	-	-	-	-	-	-	-	-	1	-	1	0.23
C61	Prostate	-	-	-	-	-	-	-	-	-	-	1	-	-	1	5	1	-	8	1.84
C62	Testis	-	-	-	-	-	-	-	1	-	-	-	-	-	-	-	-	-	1	0.23
C63	Other Male Genital	-	-	-	-	-	-	-	-	-	-	-	-	-	-	-	-	-	-	-
C64	Kidney etc.	-	-	-	-	-	-	-	1	1	1	-	1	2	-	-	1	-	7	1.61
C65	Renal Pelvis	-	-	-	-	-	-	-	-	-	-	-	-	-	-	-	-	-	-	-
C66	Ureter	-	-	-	-	-	-	-	-	-	-	-	-	-	-	-	-	-	-	-
C67	Bladder	-	-	-	-	-	1	-	-	-	-	-	1	1	1	-	-	-	4	0.92
C68	Uns. Urinary Organs	-	-	-	-	-	-	-	-	-	-	-	-	-	-	-	-	-	-	-
C69	Eye	-	-	-	-	-	-	-	-	-	-	-	-	-	-	-	-	-	-	-
C70-C72	Brain, Nervous System	-	-	-	-	1	-	-	-	1	-	1	-	-	1	-	-	-	4	0.92
C73	Thyroid	-	-	-	-	-	-	-	-	-	-	-	-	-	1	-	-	-	1	0.23
C74	Adrenal Gland	-	-	-	-	-	-	-	-	-	-	-	-	-	-	-	-	-	-	-
C81	Hodgkins Disease	-	-	-	-	-	1	-	-	-	-	-	-	-	-	-	-	-	1	0.23
C82-85,C96	NHL	-	-	-	-	1	-	1	1	3	2	1	1	-	-	1	1	-	12	2.76
C88	Malig Imn.Prol D	-	-	-	-	-	-	-	-	-	-	-	-	-	-	-	-	-	-	-
C90	Multiple Myeloma	-	-	-	-	-	-	-	-	-	1	-	-	2	-	-	-	1	4	0.92
C91	Lymphoid Leuk.	-	-	-	-	-	-	-	-	-	-	-	-	-	-	-	-	-	-	-
C92-C94	Myeloid Leukaemia	-	-	-	1	-	-	1	1	1	2	-	1	2	-	1	1	-	11	2.53
C95	Leukaemia Uns	-	-	-	-	-	1	-	-	-	-	1	-	-	-	-	-	-	2	0.46
O&U *	Other and Uns	-	-	-	-	1	1	2	4	3	10	6	7	3	7	5	9	-	58	13.33
	All Sites	-	-	-	3	4	11	12	18	25	50	50	66	45	51	42	57	1	435	100.00

**TABLE DIB-7(b): Number of Cancer Deaths by Five Year Age Group and Site (ICD-10):
2006-2008 – Females**

% = Relative Proportion of Cancers of All Sites

Dibrugarh

ICD-10	Site	0-4	5-9	10-14	15-19	20-24	25-29	30-34	35-39	40-44	45-49	50-54	55-59	60-64	65-69	70-74	75+	Unkn	Total	%
C00	Lip	-	-	-	-	-	-	-	-	-	-	-	-	-	-	-	-	-	-	-
C01-C02	Tongue	-	-	-	-	-	-	1	-	-	-	-	-	1	-	-	-	-	2	0.87
C03-C06	Mouth	-	-	-	-	-	-	-	-	-	1	-	-	1	-	-	1	-	3	1.30
C07-C08	Salivary Gland	-	-	-	-	-	-	-	-	-	-	-	-	-	-	-	-	-	-	-
C09	Tonsil	-	-	-	-	-	-	-	-	-	-	-	-	-	-	-	1	-	1	0.43
C10	Oth. Oropharynx	-	-	-	-	-	-	-	-	-	-	-	-	-	-	-	-	-	-	-
C11	Nasopharynx	-	-	-	-	-	-	-	-	-	-	-	-	-	-	-	-	-	-	-
C12-C13	Hypopharynx	-	-	-	-	-	-	-	-	-	-	-	-	-	-	-	-	-	-	-
C14	Pharynx Unspecified	-	-	-	-	-	-	1	-	-	-	-	1	-	-	-	-	-	2	0.87
C15	Oesophagus	-	-	-	-	-	-	-	1	1	-	3	1	5	3	3	4	-	21	9.13
C16	Stomach	-	-	-	-	-	-	1	2	1	2	4	2	1	3	1	2	1	20	8.70
C17	Small Intestine	-	-	-	-	-	-	-	-	-	-	-	-	-	-	-	-	-	-	-
C18	Colon	-	-	-	-	-	-	-	1	-	3	1	-	-	-	1	1	-	7	3.04
C19-C20	Rectum	-	-	-	-	-	-	1	-	-	-	-	-	1	-	1	-	-	3	1.30
C21	Anus & Anal Canal	-	-	-	-	-	-	-	-	-	-	-	-	-	1	-	-	-	1	0.43
C22	Liver	-	-	-	-	-	-	1	1	-	1	1	2	-	1	-	2	-	9	3.91
C23-C24	Gallbladder etc.	-	-	-	-	-	-	1	-	1	7	5	8	7	2	6	1	-	38	16.52
C25	Pancreas	-	-	-	-	-	-	-	-	-	1	1	-	-	-	-	-	-	2	0.87
C30-C31	Nose, Sinuses etc.	-	-	-	-	-	-	-	-	-	-	-	1	-	-	-	-	-	1	0.43
C32	Larynx	-	-	-	-	-	-	-	-	-	1	-	1	-	1	1	-	-	4	1.74
C33-C34	Lung etc.	-	-	-	-	-	-	1	-	4	4	1	2	-	1	1	1	-	15	6.52
C37-C38	Other Thoracic Organs	-	-	-	-	-	-	2	-	-	-	-	-	-	-	-	-	-	2	0.87
C40-C41	Bone	-	-	-	-	-	-	-	-	-	-	-	-	-	-	-	-	-	-	-
C43	Melanoma of Skin	-	-	-	-	-	-	-	-	-	-	-	-	-	-	-	-	-	-	-
C44	Other Skin	-	-	-	-	-	-	-	-	-	-	-	-	-	-	-	-	-	-	-
C45	Mesothelioma	-	-	-	-	-	-	-	-	-	-	-	-	-	-	-	-	-	-	-
C46	Kaposi Sarcoma	-	-	-	-	-	-	-	-	-	-	-	-	-	-	-	-	-	-	-
C47+C49	Conn. & Soft Tissue	-	-	-	-	-	-	-	-	-	-	-	-	-	-	-	-	-	-	-
C50	Breast	-	-	-	-	-	-	2	-	3	7	-	5	-	3	2	1	-	23	10.00
C51	Vulva	-	-	-	-	-	-	-	-	-	-	-	-	-	-	-	-	-	-	-
C52	Vagina	-	-	-	-	-	-	-	-	-	-	-	-	-	-	-	-	-	-	-
C53	Cervix Uteri	-	-	-	-	-	-	-	2	-	1	3	-	1	-	-	3	-	10	4.35
C54	Corpus Uteri	-	-	-	-	-	-	-	-	-	1	-	-	-	-	-	-	-	1	0.43
C55	Uterus Unspecified	-	-	-	-	-	-	-	-	-	1	-	-	1	2	-	-	-	4	1.74
C56	Ovary etc.	-	-	-	-	1	-	2	-	1	3	3	1	1	1	1	1	-	15	6.52
C57	Other Female Genital	-	-	-	-	-	-	-	-	-	-	-	-	-	-	-	-	-	-	-
C58	Placenta	-	-	-	-	-	-	-	-	-	-	-	-	-	-	-	-	-	-	-
C64	Kidney etc.	-	-	-	-	-	-	-	-	-	-	-	-	-	-	-	-	-	-	-
C65	Renal Pelvis	-	-	-	-	-	-	-	-	-	-	-	-	-	-	-	-	-	-	-
C66	Ureter	-	-	-	-	-	-	-	-	-	-	-	-	-	-	-	-	-	-	-
C67	Bladder	-	-	-	-	-	-	-	-	-	-	-	-	-	-	-	-	-	-	-
C68	Uns. Urinary Organs	-	-	-	-	-	-	-	-	-	-	-	-	-	-	-	-	-	-	-
C69	Eye	-	-	-	-	-	-	-	-	-	-	-	-	-	-	-	-	-	-	-
C70-C72	Brain, Nervous System	-	-	-	-	-	1	-	1	-	-	-	-	-	-	-	-	-	2	0.87
C73	Thyroid	-	-	-	-	-	-	-	1	-	-	-	1	-	-	-	1	-	3	1.30
C74	Adrenal Gland	-	-	-	-	-	-	-	-	-	-	-	-	-	-	-	-	-	-	-
C81	Hodgkins Disease	-	-	-	-	-	-	-	-	-	-	-	-	-	-	-	-	-	-	-
C82-85,C96	NHL	-	1	-	-	-	1	-	-	-	-	-	-	1	-	-	-	-	3	1.30
C88	Malig Imn.Prol D	-	-	-	-	-	-	-	-	-	-	-	-	-	-	-	-	-	-	-
C90	Multiple Myeloma	-	-	-	-	-	-	-	-	-	2	-	-	-	-	-	-	-	2	0.87
C91	Lymphoid Leuk.	-	-	-	-	-	-	-	-	-	-	-	-	-	-	-	-	-	-	-
C92-C94	Myeloid Leukaemia	-	-	1	1	-	1	-	-	-	1	-	-	-	-	-	-	-	4	1.74
C95	Leukaemia Uns	-	-	-	1	1	-	-	-	-	-	-	1	-	-	-	-	-	3	1.30
O&U *	Other and Uns	-	1	-	-	1	3	2	1	1	2	7	3	4	2	2	-	-	29	12.61
	All Sites	-	2	1	2	3	6	15	10	12	38	29	29	24	20	19	19	1	230	100.00

TABLE DIB-8(a):
Average Annual Age Specific, Crude (CR), Age Adjusted (AAR) (with Standard Error (SE)) and
Truncated (35-64 Yrs) (TR) Mortality Rate per 100,000 population: 2006-2008 - Males
Dibrugarh

ICD-10	0-4	5-9	10-14	15-19	20-24	25-29	30-34	35-39	40-44	45-49	50-54	55-59	60-64	65-69	70-74	>75	CR	AAR	SE	TR
C00	-	-	-	-	-	-	-	-	-	-	-	-	-	-	4.4	-	0.1	0.1	0.09	-
C01-C02	-	-	-	-	-	-	-	-	1.6	0.9	-	5.4	2.3	13.8	13.2	13.0	0.9	1.4	0.35	1.5
C03-C06	-	-	-	-	-	-	1.3	-	0.8	1.9	-	1.8	2.3	3.5	-	17.4	0.6	0.9	0.26	1.0
C07-C08	-	-	-	-	-	-	-	-	-	-	1.3	1.8	-	-	-	-	0.1	0.1	0.10	0.4
C09	-	-	-	-	-	0.6	-	-	-	-	-	1.8	2.3	3.5	-	4.3	0.3	0.4	0.18	0.5
C10	-	-	-	-	-	-	-	-	-	0.9	-	-	-	-	-	-	0.1	0.1	0.06	0.2
C11	-	-	-	-	-	0.6	-	-	0.8	0.9	-	-	-	3.5	4.4	-	0.3	0.3	0.16	0.3
C12-C13	-	-	-	-	-	-	-	-	-	1.9	7.5	9.0	4.5	24.2	8.8	26.1	1.5	2.5	0.46	3.3
C14	-	-	-	-	-	-	-	-	-	2.8	1.3	-	-	6.9	8.8	-	0.4	0.6	0.22	0.7
C15	-	-	-	0.5	-	-	-	1.8	3.2	7.5	8.8	34.3	20.5	27.7	35.3	47.8	3.9	5.9	0.69	10.9
C16	-	-	-	-	-	1.2	0.7	1.8	1.6	6.6	7.5	3.6	9.1	24.2	26.5	13.0	2.2	3.1	0.50	4.8
C17	-	-	-	-	-	-	-	-	0.8	-	-	-	-	-	-	-	0.1	-	0.05	0.2
C18	-	-	-	-	-	-	-	-	-	1.9	1.3	3.6	2.3	3.5	4.4	-	0.4	0.6	0.22	1.3
C19-C20	-	-	-	-	-	-	1.3	-	0.8	0.9	-	1.8	-	-	-	-	0.3	0.3	0.12	0.6
C21	-	-	-	-	-	-	-	-	-	-	-	-	-	-	-	-	-	-	-	-
C22	-	-	-	-	0.5	-	-	-	0.8	2.8	6.3	7.2	15.9	3.5	4.4	8.7	1.3	1.9	0.38	4.7
C23-C24	-	-	-	-	-	0.6	-	-	-	0.9	2.5	-	2.3	6.9	4.4	4.3	0.5	0.7	0.24	0.9
C25	-	-	-	-	-	-	0.7	-	-	1.9	1.3	7.2	6.8	-	-	8.7	0.7	1.0	0.27	2.4
C30-C31	-	-	-	-	-	-	-	-	-	-	-	-	-	-	-	-	-	-	-	-
C32	-	-	-	-	-	-	-	1.2	0.8	-	2.5	5.4	-	-	-	8.7	0.5	0.6	0.21	1.5
C33-C34	-	-	-	0.5	-	0.6	1.3	-	1.6	-	10.1	16.2	6.8	17.3	17.7	34.7	2.2	3.3	0.51	4.9
C37-C38	-	-	-	-	-	-	-	-	-	-	-	-	2.3	-	-	-	0.1	0.1	0.09	0.3
C40-C41	-	-	-	-	-	-	-	0.6	-	-	-	-	-	-	-	-	0.1	-	0.04	0.1
C43	-	-	-	-	-	0.6	-	-	-	-	-	-	-	-	-	-	0.1	-	0.05	-
C44	-	-	-	-	-	-	-	-	-	-	-	-	-	-	-	-	-	-	-	-
C45	-	-	-	-	-	-	-	-	-	-	-	-	2.3	-	-	-	0.1	0.1	0.09	0.3
C46	-	-	-	-	-	-	-	-	-	-	-	-	-	-	-	-	-	-	-	-
C47+C49	-	-	-	-	-	-	-	-	-	-	-	-	-	-	-	-	-	-	-	-
C50	-	-	-	-	-	-	-	0.6	-	-	-	-	-	-	-	-	0.1	-	0.04	0.1
C60	-	-	-	-	-	-	-	-	-	-	-	-	-	-	-	4.3	0.1	0.1	0.09	-
C61	-	-	-	-	-	-	-	-	-	-	1.3	-	-	3.5	22.1	4.3	0.4	0.7	0.25	0.2
C62	-	-	-	-	-	-	-	0.6	-	-	-	-	-	-	-	-	0.1	-	0.04	0.1
C63	-	-	-	-	-	-	-	-	-	-	-	-	-	-	-	-	-	-	-	-
C64	-	-	-	-	-	-	-	0.6	0.8	0.9	-	1.8	4.5	-	-	4.3	0.4	0.5	0.19	1.3
C65	-	-	-	-	-	-	-	-	-	-	-	-	-	-	-	-	-	-	-	-
C66	-	-	-	-	-	-	-	-	-	-	-	-	-	-	-	-	-	-	-	-
C67	-	-	-	-	-	0.6	-	-	-	-	-	1.8	2.3	3.5	-	-	0.2	0.3	0.16	0.5
C68	-	-	-	-	-	-	-	-	-	-	-	-	-	-	-	-	-	-	-	-
C69	-	-	-	-	-	-	-	-	-	-	-	-	-	-	-	-	-	-	-	-
C70-C72	-	-	-	-	0.5	-	-	-	0.8	-	1.3	-	-	3.5	-	-	0.2	0.3	0.14	0.4
C73	-	-	-	-	-	-	-	-	-	-	-	-	-	3.5	-	-	0.1	0.1	0.10	-
C74	-	-	-	-	-	-	-	-	-	-	-	-	-	-	-	-	-	-	-	-
C81	-	-	-	-	-	0.6	-	-	-	-	-	-	-	-	-	-	0.1	-	0.05	-
C82-85,C96	-	-	-	-	0.5	-	0.7	0.6	2.4	1.9	1.3	1.8	-	-	4.4	4.3	0.6	0.7	0.21	1.4
C88	-	-	-	-	-	-	-	-	-	-	-	-	-	-	-	-	-	-	-	-
C90	-	-	-	-	-	-	-	-	-	0.9	-	-	4.5	-	-	-	0.2	0.2	0.14	0.8
C91	-	-	-	-	-	-	-	-	-	-	-	-	-	-	-	-	-	-	-	-
C92-C94	-	-	-	0.5	-	-	0.7	0.6	0.8	1.9	-	1.8	4.5	-	4.4	4.3	0.6	0.7	0.23	1.5
C95	-	-	-	-	-	0.6	-	-	-	-	1.3	-	-	-	-	-	0.1	0.1	0.08	0.2
O&U *	-	-	-	-	0.5	0.6	1.3	2.3	2.4	9.4	7.5	12.6	6.8	24.2	22.1	39.1	2.9	4.1	0.56	6.5
All	-	-	-	1.6	2.2	6.6	7.9	10.6	19.9	47.0	62.9	119.2	102.3	176.5	185.4	247.5	22.0	32.0	1.59	53.7

TABLE DIB-8(b):
Average Annual Age Specific, Crude (CR), Age Adjusted (AAR) (with Standard Error (SE)) and
Truncated (35-64 Yrs) (TR) Mortality Rate per 100,000 population: 2006-2008 - Females
Dibrugarh

ICD-10	0-4	5-9	10-14	15-19	20-24	25-29	30-34	35-39	40-44	45-49	50-54	55-59	60-64	65-69	70-74	>75	CR	AAR	SE	TR
C00	-	-	-	-	-	-	-	-	-	-	-	-	-	-	-	-	-	-	-	-
C01-C02	-	-	-	-	-	-	0.6	-	-	-	-	-	2.3	-	-	-	0.1	0.1	0.10	0.3
C03-C06	-	-	-	-	-	-	-	-	-	1.1	-	-	2.3	-	-	5.3	0.2	0.3	0.16	0.5
C07-C08	-	-	-	-	-	-	-	-	-	-	-	-	-	-	-	-	-	-	-	-
C09	-	-	-	-	-	-	-	-	-	-	-	-	-	-	-	5.3	0.1	0.1	0.11	-
C10	-	-	-	-	-	-	-	-	-	-	-	-	-	-	-	-	-	-	-	-
C11	-	-	-	-	-	-	-	-	-	-	-	-	-	-	-	-	-	-	-	-
C12-C13	-	-	-	-	-	-	-	-	-	-	-	-	-	-	-	-	-	-	-	-
C14	-	-	-	-	-	-	0.6	-	-	-	-	2.2	-	-	-	-	0.1	0.1	0.09	0.3
C15	-	-	-	-	-	-	-	0.6	1.0	-	4.9	2.2	11.4	9.8	15.3	21.4	1.1	1.9	0.42	2.8
C16	-	-	-	-	-	-	0.6	1.3	1.0	2.2	6.5	4.4	2.3	9.8	5.1	10.7	1.1	1.5	0.36	2.8
C17	-	-	-	-	-	-	-	-	-	-	-	-	-	-	-	-	-	-	-	-
C18	-	-	-	-	-	-	-	0.6	-	3.3	1.6	-	-	-	5.1	5.3	0.4	0.5	0.21	1.0
C19-C20	-	-	-	-	-	-	0.6	-	-	-	-	-	2.3	-	5.1	-	0.2	0.2	0.14	0.3
C21	-	-	-	-	-	-	-	-	-	-	-	-	-	3.3	-	-	0.1	0.1	0.10	-
C22	-	-	-	-	-	-	0.6	0.6	-	1.1	1.6	4.4	-	3.3	-	10.7	0.5	0.7	0.25	1.2
C23-C24	-	-	-	-	-	-	0.6	-	1.0	7.8	8.1	17.4	15.9	6.5	30.6	5.3	2.0	3.2	0.53	7.3
C25	-	-	-	-	-	-	-	-	-	1.1	1.6	-	-	-	-	-	0.1	0.1	0.11	0.5
C30-C31	-	-	-	-	-	-	-	-	-	-	-	2.2	-	-	-	-	0.1	0.1	0.09	0.3
C32	-	-	-	-	-	-	-	-	-	1.1	-	2.2	-	3.3	5.1	-	0.2	0.4	0.18	0.5
C33-C34	-	-	-	-	-	-	0.6	-	3.8	4.5	1.6	4.4	-	3.3	5.1	5.3	0.8	1.1	0.29	2.4
C37-C38	-	-	-	-	-	-	1.3	-	-	-	-	-	-	-	-	-	0.1	0.1	0.05	-
C40-C41	-	-	-	-	-	-	-	-	-	-	-	-	-	-	-	-	-	-	-	-
C43	-	-	-	-	-	-	-	-	-	-	-	-	-	-	-	-	-	-	-	-
C44	-	-	-	-	-	-	-	-	-	-	-	-	-	-	-	-	-	-	-	-
C45	-	-	-	-	-	-	-	-	-	-	-	-	-	-	-	-	-	-	-	-
C46	-	-	-	-	-	-	-	-	-	-	-	-	-	-	-	-	-	-	-	-
C47+C49	-	-	-	-	-	-	-	-	-	-	-	-	-	-	-	-	-	-	-	-
C50	-	-	-	-	-	-	1.3	-	2.9	7.8	-	10.9	-	9.8	10.2	5.3	1.2	1.8	0.38	3.5
C51	-	-	-	-	-	-	-	-	-	-	-	-	-	-	-	-	-	-	-	-
C52	-	-	-	-	-	-	-	-	-	-	-	-	-	-	-	-	-	-	-	-
C53	-	-	-	-	-	-	-	1.3	-	1.1	4.9	-	2.3	-	-	16.0	0.5	0.8	0.26	1.5
C54	-	-	-	-	-	-	-	-	-	1.1	-	-	-	-	-	-	0.1	0.1	0.07	0.2
C55	-	-	-	-	-	-	-	-	-	1.1	-	-	2.3	6.5	-	-	0.2	0.4	0.18	0.5
C56	-	-	-	-	0.5	-	1.3	-	1.0	3.3	4.9	2.2	2.3	3.3	5.1	5.3	0.8	1.1	0.30	2.2
C57	-	-	-	-	-	-	-	-	-	-	-	-	-	-	-	-	-	-	-	-
C58	-	-	-	-	-	-	-	-	-	-	-	-	-	-	-	-	-	-	-	-
C64	-	-	-	-	-	-	-	-	-	-	-	-	-	-	-	-	-	-	-	-
C65	-	-	-	-	-	-	-	-	-	-	-	-	-	-	-	-	-	-	-	-
C66	-	-	-	-	-	-	-	-	-	-	-	-	-	-	-	-	-	-	-	-
C67	-	-	-	-	-	-	-	-	-	-	-	-	-	-	-	-	-	-	-	-
C68	-	-	-	-	-	-	-	-	-	-	-	-	-	-	-	-	-	-	-	-
C69	-	-	-	-	-	-	-	-	-	-	-	-	-	-	-	-	-	-	-	-
C70-C72	-	-	-	-	-	0.6	-	0.6	-	-	-	-	-	-	-	-	0.1	0.1	0.06	0.1
C73	-	-	-	-	-	-	-	0.6	-	-	-	2.2	-	-	-	5.3	0.2	0.2	0.14	0.4
C74	-	-	-	-	-	-	-	-	-	-	-	-	-	-	-	-	-	-	-	-
C81	-	-	-	-	-	-	-	-	-	-	-	-	-	-	-	-	-	-	-	-
C82-85,C96	-	0.5	-	-	-	0.6	-	-	-	-	-	-	2.3	-	-	-	0.2	0.2	0.11	0.3
C88	-	-	-	-	-	-	-	-	-	-	-	-	-	-	-	-	-	-	-	-
C90	-	-	-	-	-	-	-	-	-	2.2	-	-	-	-	-	-	0.1	0.1	0.09	0.4
C91	-	-	-	-	-	-	-	-	-	-	-	-	-	-	-	-	-	-	-	-
C92-C94	-	-	0.4	0.5	-	0.6	-	-	-	1.1	-	-	-	-	-	-	0.2	0.2	0.10	0.2
C95	-	-	-	0.5	0.5	-	-	-	-	-	-	2.2	-	-	-	-	0.2	0.2	0.11	0.3
O&U *	-	0.5	-	-	0.5	1.7	1.3	0.6	1.0	2.2	11.4	6.5	9.1	6.5	10.2	-	1.5	2.1	0.41	4.6
All	-	0.9	0.4	1.1	1.6	3.3	9.4	6.4	11.5	42.4	47.2	63.2	54.6	65.4	96.9	101.6	12.2	17.9	1.23	34.5

TABLE DIB-9(a): Cumulative Rate (Cu.Rate%) & Cumulative Risk (Cu.Risk) of individual sites (ICD-10) based on age specific rates (from 0-64 years and from 0-74 years) : 2006-2008 - Males Dibrugarh

ICD-10	Site	0 - 64 Years		0 - 74 Years	
		Cu. Rate %	Cu. Risk	Cu. Rate%	Cu. Risk
C00	Lip	0.03	0.03	0.15	0.15
C01-C02	Tongue	0.37	0.37	0.65	0.65
C03-C06	Mouth	0.70	0.70	1.21	1.22
C07-C08	Salivary Gland	0.05	0.05	0.09	0.09
C09	Tonsil	0.12	0.12	0.33	0.33
C10	Oth. Oropharynx	0.12	0.12	0.15	0.15
C11	Nasopharynx	0.04	0.04	0.12	0.12
C12-C13	Hypopharynx	0.73	0.73	1.62	1.64
C14	Pharynx Unspecified	0.12	0.12	0.26	0.27
C15	Oesophagus	1.25	1.25	2.31	2.34
C16	Stomach	0.57	0.57	1.11	1.12
C17	Small Intestine	0.02	0.02	0.04	0.04
C18	Colon	0.18	0.18	0.30	0.30
C19-C20	Rectum	0.21	0.20	0.32	0.32
C21	Anus & Anal Canal	0.01	0.01	0.03	0.03
C22	Liver	0.22	0.22	0.34	0.34
C23-C24	Gallbladder etc.	0.17	0.17	0.35	0.35
C25	Pancreas	0.10	0.10	0.14	0.14
C30-C31	Nose, Sinuses etc.	0.00	0.00	0.03	0.03
C32	Larynx	0.30	0.30	0.47	0.47
C33-C34	Lung etc.	0.35	0.35	0.76	0.77
C37-C38	Other Thoracic Organs	0.05	0.05	0.05	0.05
C40-C41	Bone	0.01	0.01	0.01	0.01
C43	Melanoma of Skin	0.02	0.02	0.04	0.04
C44	Other Skin	0.03	0.03	0.08	0.08
C45	Mesothelioma	0.01	0.01	0.01	0.01
C46	Kaposi Sarcoma	0.00	0.00	0.00	0.00
C47 + C49	Conn. & Soft Tissue	0.06	0.06	0.06	0.06
C50	Breast	0.01	0.01	0.01	0.01
C60	Penis	0.05	0.05	0.09	0.09
C61	Prostate	0.05	0.05	0.33	0.33
C62	Testis	0.02	0.02	0.02	0.02
C63	Other Male Genital	0.01	0.01	0.01	0.01
C64	Kidney etc.	0.09	0.09	0.11	0.11
C65	Renal Pelvis	0.00	0.00	0.00	0.00
C66	Ureter	0.00	0.00	0.00	0.00
C67	Bladder	0.16	0.16	0.35	0.36
C68	Uns.Urinary Organs	0.00	0.00	0.00	0.00
C69	Eye	0.02	0.02	0.02	0.02
C70-C72	Brain, Nervous System	0.05	0.05	0.07	0.07
C73	Thyroid	0.02	0.02	0.02	0.02
C74	Adrenal Gland	0.01	0.01	0.01	0.01
C81	Hodgkins Disease	0.01	0.01	0.03	0.03
C82-85,C96	NHL	0.11	0.11	0.14	0.14
C88	Malig Imn.Prol D	0.00	0.00	0.00	0.00
C90	Multiple Myeloma	0.06	0.06	0.06	0.06
C91	Lymphoid Leuk.	0.01	0.01	0.01	0.01
C92-C94	Myeloid Leukaemia	0.14	0.14	0.16	0.16
C95	Leukaemia Uns	0.01	0.01	0.01	0.01
O&U *	Other and Uns	0.49	0.48	0.85	0.85
	All Sites	7.16	6.91	13.37	12.52

TABLE DIB-9(b): Cumulative Rate (Cu.Rate%) & Cumulative Risk (Cu.Risk) of individual sites (ICD-10) based on age specific rates (from 0-64 years and from 0-74 years) : 2006-2008 - Females Dibrugarh

ICD-10	Site	0 - 64 Years		0 - 74 Years	
		Cu. Rate %	Cu. Risk	Cu. Rate%	Cu. Risk
C00	Lip	0.01	0.01	0.01	0.01
C01-C02	Tongue	0.13	0.13	0.22	0.22
C03-C06	Mouth	0.28	0.28	0.40	0.40
C07-C08	Salivary Gland	0.01	0.01	0.03	0.03
C09	Tonsil	0.01	0.01	0.08	0.08
C10	Oth. Oropharynx	0.01	0.01	0.01	0.01
C11	Nasopharynx	0.00	0.00	0.00	0.00
C12-C13	Hypopharynx	0.24	0.24	0.28	0.28
C14	Pharynx Unspecified	0.04	0.04	0.05	0.05
C15	Oesophagus	0.69	0.69	1.40	1.41
C16	Stomach	0.37	0.37	0.55	0.55
C17	Small Intestine	0.00	0.00	0.00	0.00
C18	Colon	0.10	0.10	0.21	0.21
C19-C20	Rectum	0.09	0.09	0.12	0.12
C21	Anus & Anal Canal	0.00	0.00	0.02	0.02
C22	Liver	0.12	0.12	0.15	0.15
C23-C24	Gallbladder etc.	0.51	0.51	1.07	1.07
C25	Pancreas	0.08	0.08	0.08	0.08
C30-C31	Nose, Sinuses etc.	0.03	0.03	0.04	0.04
C32	Larynx	0.02	0.02	0.12	0.12
C33-C34	Lung etc.	0.10	0.10	0.17	0.17
C37-C38	Other Thoracic Organs	0.01	0.01	0.01	0.01
C40-C41	Bone	0.01	0.01	0.04	0.04
C43	Melanoma of Skin	0.00	0.00	0.02	0.02
C44	Other Skin	0.01	0.01	0.04	0.04
C45	Mesothelioma	0.01	0.01	0.01	0.01
C46	Kaposi Sarcoma	0.00	0.00	0.00	0.00
C47 + C49	Conn. & Soft Tissue	0.05	0.05	0.08	0.08
C50	Breast	1.09	1.09	1.29	1.30
C51	Vulva	0.03	0.03	0.03	0.03
C52	Vagina	0.03	0.03	0.03	0.03
C53	Cervix Uteri	0.56	0.56	0.63	0.63
C54	Corpus Uteri	0.08	0.08	0.11	0.11
C55	Uterus Unspecified	0.06	0.06	0.10	0.10
C56	Ovary etc.	0.48	0.48	0.56	0.56
C57	Other Female Genital	0.00	0.00	0.00	0.00
C58	Placenta	0.00	0.00	0.00	0.00
C64	Kidney etc.	0.00	0.00	0.00	0.00
C65	Renal Pelvis	0.00	0.00	0.00	0.00
C66	Ureter	0.00	0.00	0.00	0.00
C67	Bladder	0.02	0.02	0.02	0.02
C68	Uns.Urinary Organs	0.00	0.00	0.00	0.00
C69	Eye	0.00	0.00	0.00	0.00
C70-C72	Brain, Nervous System	0.03	0.03	0.03	0.03
C73	Thyroid	0.08	0.08	0.12	0.12
C74	Adrenal Gland	0.00	0.00	0.00	0.00
C81	Hodgkins Disease	0.00	0.00	0.00	0.00
C82-85,C96	NHL	0.09	0.09	0.14	0.14
C88	Malign.Imm.Prol D	0.00	0.00	0.00	0.00
C90	Multiple Myeloma	0.07	0.07	0.07	0.07
C91	Lymphoid Leuk.	0.00	0.00	0.00	0.00
C92-C94	Myeloid Leukaemia	0.09	0.09	0.11	0.11
C95	Leukaemia Uns	0.01	0.01	0.01	0.01
O&U *	Other and Uns	0.34	0.34	0.49	0.49
	All Sites	6.00	5.83	8.97	8.58

POPULATION BASED CANCER REGISTRY, KAMRUP URBAN DISTRICT

Dr. B. Borooah Cancer Institute, Guwahati

Dr A.C. Katak

Director, Dr. B. Borooah Cancer Institute

Dr J.D. Sharma

Principal Investigator, (Chief Consultant & HOD, Department of Pathology)

Introduction

Population Based Cancer Registry (PBCR) - Guwahati is one of the 9 PBCRs in North Eastern states and was established in 2003 in the department of Pathology of Dr. B. Borooah Cancer Institute, Guwahati. Dr. B. Borooadh Cancer Institute, a Regional Cancer Centre for comprehensive cancer treatment for the whole N.E. region. PBCR Guwahati has completed 7 years of its successful functioning in July 2010. The establishment of this project may be considered as a sequel of another project under (WHO sponsored) NCRP-ICMR "Development of an Atlas of Cancer in India".

Registry Area

NE region is a conglomeration of seven sister states and Sikkim. It has a total area of 2,62,230 sq.km. and a population of 38,857,769. Assam is the sentinel of North-East India covers an area of 78,438 sq.km. with a population of 26,655,528.

Guwahati, the state capital of Assam has been called a gateway to the N.E. region; PBCR Guwahati, covers Kamrup-Urban district with a population (2001 census) of 9,00,518 of which 4,90,772 are males and 4,09,746 are females. Kamrup District covers an area of 4345 sq.km. out of which Kamrup Urban District has an area of 261.83 sq. km. The population density is 581 per sq.km. It is situated in 26.11 north latitude and 96.46 east longitude approximately 200 metre (656 feet) above sea level (*ref.: New Horizon in Geography - Great World Atlas, Publisher McMillan, London*).

Method of Data Collection

The registry started functioning from July 2003. The process of collection of data on cancer patient is an active one with participation of different sources of registration. Dr. B. Borooah Cancer Institute, a regional cancer centre is the main source of registration where approximately 60-70% of PBCR data on cancer from Kamrup Urban District is available. Direct interview is possible in more than 80% of registered cases. The rest are available from case files and clinician notes. Other than BCCI there are 32 hospitals & 25 diagnostic centres, along with one pain and palliative care centre and a state referral board in the registry area. Social Investigators of PBCR extract data on cancer patients through personal interview (50-60%) and from the medical records.

Information on mortality is available from 18 birth and death registration centres where information is collected by Social Investigators through visits. These are matched with incidence data to calculate DCO and M/I ratios.

Data collected in prescribed Core Proforma (NCRP-ICMR) are entered in computer. Duplicate and other consistency checks are carried out manually and by computer. Data thus accrued are sent to NCRP headquarter where a series of consistency checks are carried out and different incidence/mortality ratios are calculated and tabulation prepared.

Staff of PBCR, Guwahati

Dr Debanjana Barman	:	MRO
Mrs Arpita Sharma	:	Computer Programmer
Ms Gitanjali Devi	:	Statistician
Mr Jamil Ahmed Barbhuiya	:	Social Investigator
Mr Ranjan Lahon	:	Social Investigator
Ms Barsha Roy	:	Social Investigator
Mr Kamal Kumar Deka	:	Computer Operator

Figure KUD-1
Population Pyramid showing Age Distribution: 2006-2008
Kamrup Urban District

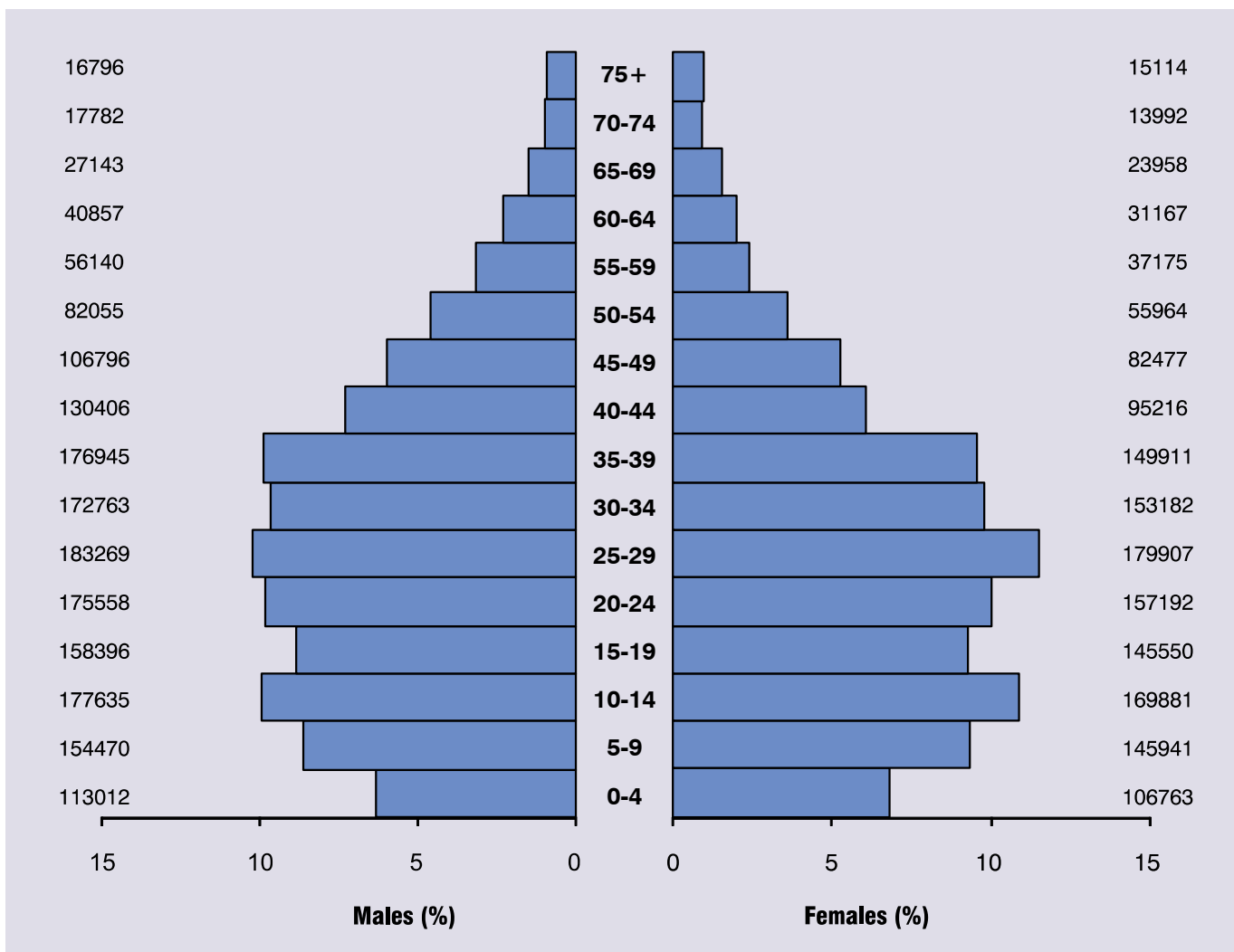


TABLE KUD-1
Population by Five Year Age Group and Gender: 2006-2008
Number and Relative Proportion (%)
Kamrup Urban District

Age Group	Males		Females	
	Number	%	Number	%
0-4	113012	6.3	106763	6.8
5-9	154470	8.6	145941	9.3
10-14	177635	9.9	169881	10.9
15-19	158396	8.8	145550	9.3
20-24	175558	9.8	157192	10.1
25-29	183269	10.2	179907	11.5
30-34	172763	9.7	153182	9.8
35-39	176945	9.9	149911	9.6
40-44	130406	7.3	95216	6.1
45-49	106796	6.0	82477	5.3
50-54	82055	4.6	55964	3.6
55-59	56140	3.1	37175	2.4
60-64	40857	2.3	31167	2.0
65-69	27143	1.5	23958	1.5
70-74	17782	1.0	13992	0.9
75+	16796	0.9	15114	1.0
Total	1790022	100.0	1563390	100.0

TABLE KUD-2
Main Sources of Registration of Incident Cases of Cancer: 2006-2008
Kamrup Urban District

Name of the Institution	Number	%
Dr. B. Borooah Cancer Institute, Gopinath Nagar, Guwahati - 16	1781	54.7
Ekopath, G S Road, Guwahati	183	5.6
Pain and Palliative Clinic	158	4.9
Good Health Hospital, Dispur, Guwahati	87	2.7
Saharias Path Lab, Guwahati	86	2.6
International Hospital, G S Road, Guwahati	82	2.5
Apollo Clinic, Bora Service, Guwahati	73	2.2
Central Hospital, NF Railway Maligaon	69	2.1
Nemcare Hospital, G S Road, Guwahati-5	50	1.5
OFFICE OF JOINT DIRECTOR	47	1.4
Death & Birth Registration Centre, Guwahati	41	1.3
Sanjeebani Hospital, Maligaon, Guwahati	28	0.9
Ganga Laboratory and Research Centre	25	0.8
Sky Lab Diagnostic Centre, Guwahati	24	0.7
Othes	522	16.0
Total	3256	100.0

1. *Institutions listed have registered at least one percent of all cases in the registry for the combined years 2006-2008.*
2. *The numbers and proportion listed are the minimum number of cases. Institutions could have registered/ reported more cases, since duplicate registrations and non-resident/registry cases are not included.*

**TABLE KUD-3 (a): Number of Incident Cancers by Five Year Age Group and Site (ICD-10):
2006-2008 – Males**

% = Relative Proportion of Cancers of All Sites

Kamrup Urban District

ICD-10	Site	0-4	5-9	10-14	15-19	20-24	25-29	30-34	35-39	40-44	45-49	50-54	55-59	60-64	65-69	70-74	75+	Unkn	Total	%
C00	Lip	-	-	-	-	-	-	-	1	2	-	2	2	3	1	3	-	-	14	0.72
C01-C02	Tongue	-	-	-	-	-	1	4	5	16	13	11	12	10	13	20	6	-	111	5.69
C03-C06	Mouth	-	-	-	-	1	-	2	9	6	7	9	14	13	17	10	10	-	98	5.02
C07-C08	Salivary Gland	-	-	1	-	-	-	1	-	1	-	1	-	-	-	-	1	-	5	0.26
C09	Tonsil	-	-	-	-	-	-	-	4	6	11	21	7	10	3	6	4	1	73	3.74
C10	Oth. Oropharynx	-	-	-	-	-	-	1	3	-	10	17	7	15	3	12	7	1	76	3.89
C11	Nasopharynx	-	-	-	1	-	1	1	3	-	1	1	-	2	-	-	-	-	10	0.51
C12-C13	Hypopharynx	-	-	-	-	-	3	-	9	16	22	32	24	21	30	20	17	2	196	10.04
C14	Pharynx Unspecified	-	-	-	-	-	1	-	-	2	-	1	1	2	5	3	1	-	16	0.82
C15	Oesophagus	-	-	-	1	-	1	3	7	17	31	57	49	46	39	41	32	6	330	16.91
C16	Stomach	-	-	-	-	-	3	1	3	7	16	9	21	25	20	4	16	-	125	6.40
C17	Small Intestine	-	-	-	-	-	-	-	-	-	-	1	-	1	1	-	-	-	3	0.15
C18	Colon	-	-	-	1	-	2	-	1	4	4	3	1	2	2	2	6	-	28	1.43
C19-C20	Rectum	-	-	-	-	-	4	2	4	2	3	3	10	3	6	3	3	-	43	2.20
C21	Anus & Anal Canal	-	-	-	-	-	-	-	1	-	-	1	1	2	1	1	-	-	7	0.36
C22	Liver	-	-	-	-	1	-	2	2	2	2	4	9	6	8	6	1	-	43	2.20
C23-C24	Gallbladder etc.	-	-	-	-	1	2	-	3	4	9	3	11	6	2	7	9	-	57	2.92
C25	Pancreas	-	-	-	-	-	1	-	-	-	-	2	2	-	1	2	2	-	10	0.51
C30-C31	Nose, Sinuses etc.	-	-	-	-	1	-	-	-	1	2	1	1	-	-	-	-	-	6	0.31
C32	Larynx	-	-	-	-	-	2	-	3	8	6	12	7	11	16	10	9	1	85	4.35
C33-C34	Lung etc.	-	1	-	1	-	-	1	-	1	14	8	16	31	22	19	21	1	136	6.97
C37-C38	Other Thoracic Organs	-	-	-	-	1	1	-	-	-	-	-	1	-	1	-	2	-	6	0.31
C40-C41	Bone	-	-	-	-	-	-	-	1	1	1	1	1	2	-	-	1	-	8	0.41
C43	Melanoma of Skin	-	-	-	-	-	-	-	-	-	-	-	-	-	-	-	-	-	-	-
C44	Other Skin	-	-	-	-	-	3	-	1	2	3	3	2	3	4	3	4	-	28	1.43
C45	Mesothelioma	-	-	-	-	-	-	-	-	-	-	-	-	-	-	-	-	-	-	-
C46	Kaposi Sarcoma	-	-	-	-	-	-	-	-	-	-	-	-	-	-	-	-	-	-	-
C47+C49	Conn. & Soft Tissue	-	-	1	-	-	-	1	-	-	1	1	1	-	-	1	1	-	7	0.36
C50	Breast	-	-	-	-	-	-	-	2	-	-	3	-	-	-	1	1	-	7	0.36
C60	Penis	-	-	-	-	-	-	-	-	1	3	3	3	2	3	-	1	-	16	0.82
C61	Prostate	-	-	-	-	-	-	-	-	-	3	6	5	15	12	14	27	-	82	4.20
C62	Testis	1	-	-	1	1	3	1	1	2	1	2	-	-	-	-	-	-	13	0.67
C63	Other Male Genital	-	-	-	-	-	-	-	-	-	-	-	-	-	-	-	-	-	-	-
C64	Kidney etc.	-	-	-	1	-	-	-	-	-	3	1	1	5	-	-	1	-	12	0.61
C65	Renal Pelvis	-	-	-	-	-	-	-	-	-	-	-	-	-	-	-	-	-	-	-
C66	Ureter	-	-	-	-	-	-	-	-	-	-	-	-	-	-	-	-	-	-	-
C67	Bladder	-	-	-	-	-	-	1	1	1	1	4	3	6	5	8	5	-	35	1.79
C68	Uns. Urinary Organs	-	-	-	-	-	-	-	-	-	-	-	-	-	-	-	-	-	-	-
C69	Eye	1	-	1	-	1	-	-	-	-	1	1	-	-	-	-	-	-	5	0.26
C70-C72	Brain, Nervous System	-	1	1	1	1	2	1	1	1	3	2	1	5	1	1	-	-	22	1.13
C73	Thyroid	-	-	-	-	-	1	1	-	1	1	-	3	-	1	1	-	-	9	0.46
C74	Adrenal Gland	-	-	-	-	-	-	-	-	-	-	-	-	-	-	-	-	-	-	-
C81	Hodgkins Disease	-	1	2	1	-	-	-	1	1	1	1	1	1	1	-	2	-	13	0.67
C82-85,C96	NHL	-	3	-	-	1	4	2	4	5	2	5	7	5	3	1	1	-	43	2.20
C88	Malig Imn.Prol D	-	-	-	-	-	-	-	-	-	-	-	-	-	-	-	-	-	-	-
C90	Multiple Myeloma	-	-	-	-	1	-	-	-	-	-	1	3	1	4	-	1	-	11	0.56
C91	Lymphoid Leuk.	-	1	-	-	-	-	-	-	-	-	-	-	-	-	-	-	-	1	0.05
C92-C94	Myeloid Leukaemia	2	1	1	1	-	2	-	2	-	1	2	-	-	1	-	1	-	14	0.72
C95	Leukaemia Uns	-	-	-	-	-	-	-	-	-	-	-	-	-	-	1	-	-	1	0.05
O&U*	Other and Uns	-	1	-	3	4	1	3	7	9	10	17	29	13	20	15	15	-	147	7.53
All	Sites	4	6	10	12	13	35	30	77	118	189	249	254	269	248	217	208	13	1952	100.0

* O&U includes the Sites (ICD-10: C26, C39, C48, C75, C76, C77, C78, C79, C80, C97)

**TABLE KUD-3 (b): Number of Incident Cancers by Five Year Age Group and Site (ICD-10):
2006-2008 – Females**

%= Relative Proportion of Cancers of All Sites.

Kamrup Urban District

ICD-10	Site	0-4	5-9	10-14	15-19	20-24	25-29	30-34	35-39	40-44	45-49	50-54	55-59	60-64	65-69	70-74	75+	Unkn	Total	%
C00	Lip	-	-	-	-	-	1	1	-	-	1	-	-	1	-	1	-	-	5	0.38
C01-C02	Tongue	-	-	-	-	-	1	2	-	3	3	4	2	2	3	-	4	-	24	1.84
C03-C06	Mouth	-	-	-	-	1	2	-	4	1	1	5	2	5	10	11	9	-	51	3.91
C07-C08	Salivary Gland	-	-	-	-	-	-	-	-	-	-	-	-	1	1	1	-	-	3	0.23
C09	Tonsil	-	-	-	-	-	-	-	1	-	1	2	1	1	3	-	3	-	12	0.92
C10	Oth. Oropharynx	-	-	-	-	-	-	-	2	2	1	-	3	4	2	1	-	-	15	1.15
C11	Nasopharynx	-	-	1	-	-	-	-	-	-	-	-	-	-	1	-	-	-	2	0.15
C12-C13	Hypopharynx	-	-	-	-	-	-	1	3	2	3	3	4	5	7	1	2	-	31	2.38
C14	Pharynx Unspecified	-	-	-	-	-	-	-	-	1	2	-	-	1	-	2	-	-	6	0.46
C15	Oesophagus	-	-	-	-	1	1	3	5	10	19	13	18	28	17	12	14	-	141	10.81
C16	Stomach	-	-	-	-	-	3	4	1	4	8	8	5	2	5	4	3	1	48	3.68
C17	Small Intestine	-	-	-	-	-	-	-	-	-	1	-	-	-	-	2	-	-	3	0.23
C18	Colon	-	-	-	-	-	2	1	1	1	3	1	1	4	1	1	5	-	21	1.61
C19-C20	Rectum	-	-	-	2	6	3	-	2	6	1	3	4	4	-	3	2	-	36	2.76
C21	Anus & Anal Canal	-	-	-	-	-	-	-	-	-	-	-	-	1	-	-	1	-	2	0.15
C22	Liver	-	-	-	-	-	-	-	2	2	2	4	1	6	2	2	2	-	23	1.76
C23-C24	Gallbladder etc.	-	-	-	-	-	1	5	6	10	18	18	13	21	7	8	5	-	112	8.59
C25	Pancreas	-	-	-	-	-	-	-	2	1	-	1	3	1	-	3	1	-	12	0.92
C30-C31	Nose, Sinuses etc.	-	-	-	-	-	2	1	1	-	1	-	-	-	-	-	-	-	5	0.38
C32	Larynx	-	-	-	-	1	-	-	1	1	2	-	2	-	2	2	1	-	12	0.92
C33-C34	Lung etc.	-	-	-	1	-	-	2	-	2	8	6	6	5	4	2	5	-	41	3.14
C37-C38	Other Thoracic Organs	-	-	-	-	-	-	-	1	-	-	-	-	-	-	-	-	-	1	0.08
C40-C41	Bone	-	1	2	-	-	-	-	1	-	1	1	-	1	-	-	-	-	7	0.54
C43	Melanoma of Skin	-	-	-	-	-	-	-	-	-	-	-	-	-	-	-	-	-	-	-
C44	Other Skin	-	-	-	-	2	-	-	1	2	2	4	1	1	-	2	2	-	17	1.30
C45	Mesothelioma	-	-	-	-	-	-	-	-	-	-	-	-	-	-	-	-	-	-	-
C46	Kaposi Sarcoma	-	-	-	-	-	-	-	-	-	-	-	-	-	-	-	-	-	-	-
C47+C49	Conn. & Soft Tissue	-	-	-	-	-	-	1	1	-	2	1	-	1	-	-	-	-	6	0.46
C50	Breast	-	-	-	-	-	9	21	29	37	34	23	18	7	13	12	10	-	213	16.33
C51	Vulva	-	-	-	-	-	-	1	-	1	-	-	-	3	3	-	1	-	9	0.69
C52	Vagina	-	-	-	-	-	-	1	1	-	-	1	1	1	2	1	1	-	9	0.69
C53	Cervix Uteri	-	-	-	-	1	2	5	16	17	22	28	27	19	10	8	5	-	160	12.27
C54	Corpus Uteri	-	-	-	-	-	-	-	2	7	5	2	6	5	2	5	2	-	36	2.76
C55	Uterus Unspecified	-	-	-	-	-	-	-	-	-	-	-	1	2	-	-	-	-	3	0.23
C56	Ovary etc.	-	-	-	2	3	2	2	10	8	15	11	7	13	9	4	2	-	88	6.75
C57	Other Female Genital	-	-	-	-	-	-	-	-	-	-	-	-	-	-	-	-	-	-	-
C58	Placenta	-	-	-	-	-	-	-	-	-	-	-	-	-	-	-	-	-	-	-
C64	Kidney etc.	1	-	-	-	-	-	-	-	-	-	1	4	1	1	2	1	-	11	0.84
C65	Renal Pelvis	-	-	-	-	-	-	-	-	-	-	-	-	-	-	-	-	-	-	-
C66	Ureter	-	-	-	-	-	-	-	-	1	-	-	-	-	-	-	-	-	1	0.08
C67	Bladder	-	-	-	-	-	-	1	-	-	-	-	1	2	2	1	-	-	7	0.54
C68	Uns. Urinary Organs	-	-	-	-	-	-	-	-	-	-	-	-	-	-	-	-	-	-	-
C69	Eye	-	-	-	-	-	-	-	1	-	-	-	-	-	-	-	-	-	1	0.08
C70-C72	Brain, Nervous System	1	-	-	1	-	-	-	-	-	1	1	1	2	1	-	1	-	9	0.69
C73	Thyroid	-	-	-	-	1	1	-	-	1	3	1	3	2	4	-	1	-	17	1.30
C74	Adrenal Gland	-	-	-	-	-	-	-	-	-	-	-	-	-	-	-	-	-	-	-
C81	Hodgkins Disease	-	1	2	-	-	-	-	-	-	-	-	-	-	1	-	-	-	4	0.31
C82-85,C96	NHL	-	1	-	-	1	1	1	2	4	3	-	1	1	4	-	-	-	19	1.46
C88	Malig Imn.Prol D	-	-	-	-	-	-	-	-	-	-	-	-	-	-	-	-	-	-	-
C90	Multiple Myeloma	-	-	-	-	-	-	-	-	-	-	1	2	-	-	-	-	-	3	0.23
C91	Lymphoid Leuk.	-	1	-	-	-	-	-	-	-	-	-	-	-	1	-	-	-	2	0.15
C92-C94	Myeloid Leukaemia	1	2	2	-	-	1	1	-	-	-	-	1	-	-	1	1	-	10	0.77
C95	Leukaemia Uns	-	-	-	-	-	-	-	-	-	-	-	-	-	-	-	-	-	-	-
O&U*	Other and Uns	-	-	-	-	2	1	3	6	3	8	8	9	13	5	5	2	1	66	5.06
All	Sites	3	5	8	6	18	33	57	101	125	172	154	147	167	119	101	86	2	1304	100.0

* O&U includes the Sites (ICD-10: C26, C39, C48, C75, C76, C77, C78, C79, C80, C97)

TABLE KUD-4(a):
Average Annual Age Specific, Crude (CR), Age Adjusted (AAR) (with Standard Error(SE)) and
Truncated (35-64 yrs) (TR) Incidence Rate per 100,000 population: 2006-2008 - Males
Kamrup Urban District

ICD-10	0-4	5-9	10-14	15-19	20-24	25-29	30-34	35-39	40-44	45-49	50-54	55-59	60-64	65-69	70-74	>75	CR	AAR	SE	TR
C00	-	-	-	-	-	-	-	0.6	1.5	-	2.4	3.6	7.3	3.7	16.9	-	0.8	1.13	0.32	2.2
C01-C02	-	-	-	-	-	0.5	2.3	2.8	12.3	12.2	13.4	21.4	24.5	47.9	112.5	35.7	6.2	8.72	0.88	13.4
C03-C06	-	-	-	-	0.6	-	1.2	5.1	4.6	6.6	11.0	24.9	31.8	62.6	56.2	59.5	5.5	8.10	0.87	12.2
C07-C08	-	-	0.6	-	-	-	0.6	-	0.8	-	1.2	-	-	-	-	6.0	0.3	0.31	0.15	0.3
C09	-	-	-	-	-	-	-	2.3	4.6	10.3	25.6	12.5	24.5	11.1	33.7	23.8	4.1	5.27	0.66	12.2
C10	-	-	-	-	-	-	0.6	1.7	-	9.4	20.7	12.5	36.7	11.1	67.5	41.7	4.2	6.22	0.75	11.8
C11	-	-	-	0.6	-	0.5	0.6	1.7	-	0.9	1.2	-	4.9	-	-	-	0.6	0.55	0.19	1.3
C12-C13	-	-	-	-	-	1.6	-	5.1	12.3	20.6	39.0	42.8	51.4	110.5	112.5	101.2	10.9	15.71	1.19	25.8
C14	-	-	-	-	-	0.5	-	-	1.5	-	1.2	1.8	4.9	18.4	16.9	6.0	0.9	1.47	0.38	1.4
C15	-	-	-	0.6	-	0.5	1.7	4.0	13.0	29.0	69.5	87.3	112.6	143.7	230.6	190.5	18.4	27.17	1.58	45.9
C16	-	-	-	-	-	1.6	0.6	1.7	5.4	15.0	11.0	37.4	61.2	73.7	22.5	95.3	7.0	10.55	0.99	18.8
C17	-	-	-	-	-	-	-	-	-	-	1.2	-	2.4	3.7	-	-	0.2	0.27	0.16	0.5
C18	-	-	-	0.6	-	1.1	-	0.6	3.1	3.7	3.7	1.8	4.9	7.4	11.2	35.7	1.6	2.20	0.45	2.9
C19-C20	-	-	-	-	-	2.2	1.2	2.3	1.5	2.8	3.7	17.8	7.3	22.1	16.9	17.9	2.4	3.19	0.52	5.1
C21	-	-	-	-	-	-	-	0.6	-	-	1.2	1.8	4.9	3.7	5.6	-	0.4	0.58	0.23	1.2
C22	-	-	-	-	0.6	-	1.2	1.1	1.5	1.9	4.9	16.0	14.7	29.5	33.7	6.0	2.4	3.54	0.57	5.6
C23-C24	-	-	-	-	0.6	1.1	-	1.7	3.1	8.4	3.7	19.6	14.7	7.4	39.4	53.6	3.2	4.56	0.64	7.6
C25	-	-	-	-	-	0.5	-	-	-	-	2.4	3.6	-	3.7	11.2	11.9	0.6	0.88	0.29	0.9
C30-C31	-	-	-	-	0.6	-	-	-	0.8	1.9	1.2	1.8	-	-	-	-	0.3	0.34	0.14	0.9
C32	-	-	-	-	-	1.1	-	1.7	6.1	5.6	14.6	12.5	26.9	58.9	56.2	53.6	4.7	7.17	0.82	10.0
C33-C34	-	0.6	-	0.6	-	-	0.6	-	0.8	13.1	9.7	28.5	75.9	81.1	106.9	125.0	7.6	12.72	1.13	17.7
C37-C38	-	-	-	-	0.6	0.5	-	-	-	-	-	1.8	-	3.7	-	11.9	0.3	0.51	0.22	0.2
C40-C41	-	-	-	-	-	-	-	0.6	0.8	0.9	1.2	1.8	4.9	-	-	6.0	0.4	0.58	0.22	1.5
C43	-	-	-	-	-	-	-	-	-	-	-	-	-	-	-	-	-	-	-	-
C44	-	-	-	-	-	1.6	-	0.6	1.5	2.8	3.7	3.6	7.3	14.7	16.9	23.8	1.6	2.30	0.46	2.9
C45	-	-	-	-	-	-	-	-	-	-	-	-	-	-	-	-	-	-	-	-
C46	-	-	-	-	-	-	-	-	-	-	-	-	-	-	-	-	-	-	-	-
C47+C49	-	-	0.6	-	-	-	0.6	-	-	0.9	1.2	1.8	-	-	5.6	6.0	0.4	0.51	0.21	0.6
C50	-	-	-	-	-	-	-	1.1	-	-	3.7	-	-	-	5.6	6.0	0.4	0.48	0.20	0.8
C60	-	-	-	-	-	-	-	-	0.8	2.8	3.7	5.3	4.9	11.1	-	6.0	0.9	1.26	0.33	2.6
C61	-	-	-	-	-	-	-	-	-	2.8	7.3	8.9	36.7	44.2	78.7	160.8	4.6	8.48	0.95	7.6
C62	0.9	-	-	0.6	0.6	1.6	0.6	0.6	1.5	0.9	2.4	-	-	-	-	-	0.7	0.68	0.20	1.0
C63	-	-	-	-	-	-	-	-	-	-	-	-	-	-	-	-	-	-	-	-
C64	-	-	-	0.6	-	-	-	-	-	2.8	1.2	1.8	12.2	-	-	6.0	0.7	0.97	0.29	2.5
C65	-	-	-	-	-	-	-	-	-	-	-	-	-	-	-	-	-	-	-	-
C66	-	-	-	-	-	-	-	-	-	-	-	-	-	-	-	-	-	-	-	-
C67	-	-	-	-	-	-	0.6	0.6	0.8	0.9	4.9	5.3	14.7	18.4	45.0	29.8	2.0	3.26	0.57	3.8
C68	-	-	-	-	-	-	-	-	-	-	-	-	-	-	-	-	-	-	-	-
C69	0.9	-	0.6	-	0.6	-	-	-	-	0.9	1.2	-	-	-	-	-	0.3	0.32	0.15	0.4
C70-C72	-	0.6	0.6	0.6	0.6	1.1	0.6	0.6	0.8	2.8	2.4	1.8	12.2	3.7	5.6	-	1.2	1.49	0.34	3.0
C73	-	-	-	-	-	0.5	0.6	-	0.8	0.9	-	5.3	-	3.7	5.6	-	0.5	0.62	0.22	1.0
C74	-	-	-	-	-	-	-	-	-	-	-	-	-	-	-	-	-	-	-	-
C81	-	0.6	1.1	0.6	-	-	-	0.6	0.8	0.9	1.2	1.8	2.4	3.7	-	11.9	0.7	0.94	0.28	1.2
C82-85,C96	-	-	1.7	-	-	0.5	2.3	1.1	3.1	4.7	2.4	8.9	17.1	18.4	16.9	6.0	2.4	3.04	0.50	5.5
C88	-	-	-	-	-	-	-	-	-	-	-	-	-	-	-	-	-	-	-	-
C90	-	-	-	-	0.6	-	-	-	-	-	1.2	5.3	2.4	14.7	-	6.0	0.6	0.98	0.31	1.2
C91	-	0.6	-	-	-	-	-	-	-	-	-	-	-	-	-	-	0.1	0.06	0.06	-
C92-C94	1.8	0.6	0.6	0.6	-	1.1	-	1.1	-	0.9	2.4	-	-	3.7	-	6.0	0.8	0.95	0.28	0.8
C95	-	-	-	-	-	-	-	-	-	-	-	-	-	-	5.6	-	0.1	0.11	0.11	-
O&U*	-	0.6	-	1.9	2.3	0.5	1.7	4.0	6.9	9.4	20.7	51.7	31.8	73.7	84.4	89.3	8.2	11.84	1.03	18.0
All	3.5	3.9	5.6	7.6	7.4	19.1	17.4	43.5	90.5	177.0	303.5	452.5	658.4	913.7	1220.4	1238.5	109.1	161.6	3.84	252.5

TABLE KUD-4(b):
Average Annual Age Specific, Crude (CR), Age Adjusted (AAR) (with Standard Error(SE)) and
Truncated (35-64 yrs) (TR) Incidence Rate per 100,000 population: 2006-2008 - Females
Kamrup Urban District

ICD-10	0-4	5-9	10-14	15-19	20-24	25-29	30-34	35-39	40-44	45-49	50-54	55-59	60-64	65-69	70-74	>75	CR	AAR	SE	TR
C00	-	-	-	-	-	0.6	0.7	-	-	1.2	-	-	3.2	-	7.1	-	0.3	0.43	0.21	0.6
C01-C02	-	-	-	-	-	0.6	1.3	-	3.2	3.6	7.1	5.4	6.4	12.5	-	26.5	1.5	2.26	0.49	4.0
C03-C06	-	-	-	-	0.6	1.1	-	2.7	1.1	1.2	8.9	5.4	16.0	41.7	78.6	59.6	3.3	5.76	0.84	5.2
C07-C08	-	-	-	-	-	-	-	-	-	-	-	-	3.2	4.2	7.1	-	0.2	0.40	0.23	0.4
C09	-	-	-	-	-	-	-	0.7	-	1.2	3.6	2.7	3.2	12.5	-	19.9	0.8	1.30	0.39	1.7
C10	-	-	-	-	-	-	-	1.3	2.1	1.2	-	8.1	12.8	8.3	7.1	-	1.0	1.51	0.41	3.6
C11	-	-	0.6	-	-	-	-	-	-	-	-	-	-	4.2	-	-	0.1	0.18	0.14	-
C12-C13	-	-	-	-	-	-	0.7	2.0	2.1	3.6	5.4	10.8	16.0	29.2	7.1	13.2	2.0	3.13	0.59	5.8
C14	-	-	-	-	-	-	-	-	1.1	2.4	-	-	3.2	-	14.3	-	0.4	0.62	0.27	1.1
C15	-	-	-	-	0.6	0.6	2.0	3.3	10.5	23.0	23.2	48.4	89.8	71.0	85.8	92.6	9.0	14.81	1.30	28.7
C16	-	-	-	-	-	1.7	2.6	0.7	4.2	9.7	14.3	13.5	6.4	20.9	28.6	19.9	3.1	4.27	0.66	7.7
C17	-	-	-	-	-	-	-	-	-	1.2	-	-	-	-	14.3	-	0.2	0.36	0.21	0.2
C18	-	-	-	-	-	1.1	0.7	0.7	1.1	3.6	1.8	2.7	12.8	4.2	7.1	33.1	1.3	2.09	0.49	3.3
C19-C20	-	-	-	1.4	3.8	1.7	-	1.3	6.3	1.2	5.4	10.8	12.8	-	21.4	13.2	2.3	3.00	0.54	5.6
C21	-	-	-	-	-	-	-	-	-	-	-	-	3.2	-	-	6.6	0.1	0.26	0.18	0.4
C22	-	-	-	-	-	-	-	1.3	2.1	2.4	7.1	2.7	19.3	8.3	14.3	13.2	1.5	2.39	0.52	5.1
C23-C24	-	-	-	-	-	0.6	3.3	4.0	10.5	21.8	32.2	35.0	67.4	29.2	57.2	33.1	7.2	10.80	1.07	25.4
C25	-	-	-	-	-	-	-	1.3	1.1	-	1.8	8.1	3.2	-	21.4	6.6	0.8	1.24	0.38	2.2
C30-C31	-	-	-	-	-	1.1	0.7	0.7	-	1.2	-	-	-	-	-	-	0.3	0.24	0.11	0.4
C32	-	-	-	-	0.6	-	-	0.7	1.1	2.4	-	5.4	-	8.3	14.3	6.6	0.8	1.18	0.36	1.5
C33-C34	-	-	-	0.7	-	-	1.3	-	2.1	9.7	10.7	16.1	16.0	16.7	14.3	33.1	2.6	4.12	0.67	8.2
C37-C38	-	-	-	-	-	-	-	0.7	-	-	-	-	-	-	-	-	0.1	0.04	0.04	0.1
C40-C41	-	0.7	1.2	-	-	-	-	0.7	-	1.2	1.8	-	3.2	-	-	-	0.4	0.50	0.20	1.1
C43	-	-	-	-	-	-	-	-	-	-	-	-	-	-	-	-	-	-	-	-
C44	-	-	-	-	1.3	-	-	0.7	2.1	2.4	7.1	2.7	3.2	-	14.3	13.2	1.1	1.56	0.40	2.9
C45	-	-	-	-	-	-	-	-	-	-	-	-	-	-	-	-	-	-	-	-
C46	-	-	-	-	-	-	-	-	-	-	-	-	-	-	-	-	-	-	-	-
C47+C49	-	-	-	-	-	-	0.7	0.7	-	2.4	1.8	-	3.2	-	-	-	0.4	0.44	0.20	1.3
C50	-	-	-	-	-	5.0	13.7	19.3	38.9	41.2	41.1	48.4	22.5	54.3	85.8	66.2	13.6	16.75	1.25	35.0
C51	-	-	-	-	-	-	0.7	-	1.1	-	-	-	9.6	12.5	-	6.6	0.6	1.00	0.35	1.4
C52	-	-	-	-	-	-	0.7	0.7	-	-	1.8	2.7	3.2	8.3	7.1	6.6	0.6	0.93	0.33	1.2
C53	-	-	-	-	0.6	1.1	3.3	10.7	17.9	26.7	50.0	72.6	61.0	41.7	57.2	33.1	10.2	14.55	1.22	36.0
C54	-	-	-	-	-	-	-	1.3	7.4	6.1	3.6	16.1	16.0	8.3	35.7	13.2	2.3	3.58	0.63	7.6
C55	-	-	-	-	-	-	-	-	-	-	-	2.7	6.4	-	-	-	0.2	0.36	0.21	1.2
C56	-	-	-	1.4	1.9	1.1	1.3	6.7	8.4	18.2	19.7	18.8	41.7	37.6	28.6	13.2	5.6	7.81	0.89	17.4
C57	-	-	-	-	-	-	-	-	-	-	-	-	-	-	-	-	-	-	-	-
C58	-	-	-	-	-	-	-	-	-	-	-	-	-	-	-	-	-	-	-	-
C64	0.9	-	-	-	-	-	-	-	-	-	1.8	10.8	3.2	4.2	14.3	6.6	0.7	1.30	0.40	2.1
C65	-	-	-	-	-	-	-	-	-	-	-	-	-	-	-	-	-	-	-	-
C66	-	-	-	-	-	-	-	-	1.1	-	-	-	-	-	-	-	0.1	0.06	0.06	0.2
C67	-	-	-	-	-	-	0.7	-	-	-	-	2.7	6.4	8.3	7.1	-	0.4	0.80	0.31	1.2
C68	-	-	-	-	-	-	-	-	-	-	-	-	-	-	-	-	-	-	-	-
C69	-	-	-	-	-	-	-	0.7	-	-	-	-	-	-	-	-	0.1	0.04	0.04	0.1
C70-C72	0.9	-	-	0.7	-	-	-	-	-	1.2	1.8	2.7	6.4	4.2	-	6.6	0.6	0.96	0.33	1.7
C73	-	-	-	-	0.6	0.6	-	-	1.1	3.6	1.8	8.1	6.4	16.7	-	6.6	1.1	1.68	0.42	3.1
C74	-	-	-	-	-	-	-	-	-	-	-	-	-	-	-	-	-	-	-	-
C81	-	0.7	1.2	-	-	-	-	-	-	-	-	-	3.2	-	-	-	0.3	0.30	0.16	0.4
C82-85,C96	-	-	0.6	-	-	0.6	0.7	0.7	2.1	4.8	5.4	-	3.2	4.2	28.6	-	1.2	1.69	0.42	2.8
C88	-	-	-	-	-	-	-	-	-	-	-	-	-	-	-	-	-	-	-	-
C90	-	-	-	-	-	-	-	-	-	-	1.8	5.4	-	-	-	-	0.2	0.30	0.18	1.0
C91	-	0.7	-	-	-	-	-	-	-	-	-	-	-	4.2	-	-	0.1	0.19	0.14	-
C92-C94	0.9	1.4	1.2	-	-	0.6	0.7	-	-	-	-	2.7	-	-	7.1	6.6	0.6	0.82	0.28	0.3
C95	-	-	-	-	-	-	-	-	-	-	-	-	-	-	-	-	-	-	-	-
O&U*	-	-	-	-	1.3	0.6	2.0	4.0	3.2	9.7	14.3	24.2	41.7	20.9	35.7	13.2	4.2	6.23	0.82	14.1
All	2.8	3.4	4.7	4.1	11.5	18.3	37.2	67.4	131.3	208.5	275.2	395.4	535.8	496.7	721.9	569.0	83.4	122.5	3.60	243.4

**TABLE KUD-5(a): Number (#) and Proportion (%) of Cancers by Site (ICD-10) and Method of Diagnosis: 2006-2008 - Males
Kamrup Urban District**

ICD-10	Site	Clinical		Microscopic		X-Ray/Imaging		DCO		Others		Unknown		Total	
		#	%	#	%	#	%	#	%	#	%	#	%	#	%
C00	Lip	2	14.3	12	85.7	-	-	-	-	-	-	-	-	14	100.0
C01-C02	Tongue	7	6.3	92	82.9	5	4.5	7	6.3	-	-	-	-	111	100.0
C03-C06	Mouth	4	4.1	83	84.7	4	4.1	7	7.1	-	-	-	-	98	100.0
C07-C08	Salivary Gland	-	-	5	100.0	-	-	-	-	-	-	-	-	5	100.0
C09	Tonsil	5	6.8	58	79.5	4	5.5	6	8.2	-	-	-	-	73	100.0
C10	Oth. Oropharynx	3	3.9	64	84.2	4	5.3	5	6.6	-	-	-	-	76	100.0
C11	Nasopharynx	-	-	8	80.0	2	20.0	-	-	-	-	-	-	10	100.0
C12-C13	Hypopharynx	13	6.6	164	83.7	5	2.6	13	6.6	1	0.5	-	-	196	100.0
C14	Pharynx Unspecified	1	6.3	3	18.8	-	-	12	75.0	-	-	-	-	16	100.0
C15	Oesophagus	15	4.5	244	73.9	18	5.5	48	14.5	5	1.5	-	-	330	100.0
C16	Stomach	4	3.2	89	71.2	12	9.6	18	14.4	2	1.6	-	-	125	100.0
C17	Small Intestine	-	-	3	100.0	-	-	-	-	-	-	-	-	3	100.0
C18	Colon	1	3.6	21	75.0	2	7.1	4	14.3	-	-	-	-	28	100.0
C19-C20	Rectum	1	2.3	33	76.7	4	9.3	5	11.6	-	-	-	-	43	100.0
C21	Anus & Anal Canal	-	-	6	85.7	1	14.3	-	-	-	-	-	-	7	100.0
C22	Liver	-	-	20	46.5	2	4.7	19	44.2	2	4.7	-	-	43	100.0
C23-C24	Gallbladder etc.	5	8.8	28	49.1	11	19.3	13	22.8	-	-	-	-	57	100.0
C25	Pancreas	-	-	6	60.0	1	10.0	2	20.0	1	10.0	-	-	10	100.0
C30-C31	Nose, Sinuses etc.	-	-	6	100.0	-	-	-	-	-	-	-	-	6	100.0
C32	Larynx	8	9.4	55	64.7	4	4.7	18	21.2	-	-	-	-	85	100.0
C33-C34	Lung etc.	4	2.9	80	58.8	24	17.6	27	19.9	1	0.7	-	-	136	100.0
C37-C38	Other Thoracic Organs	-	-	4	66.7	-	-	2	33.3	-	-	-	-	6	100.0
C40-C41	Bone	-	-	7	87.5	-	-	1	12.5	-	-	-	-	8	100.0
C43	Melanoma of Skin	-	-	-	-	-	-	-	-	-	-	-	-	-	-
C44	Other Skin	-	-	26	92.9	-	-	2	7.1	-	-	-	-	28	100.0
C45	Mesothelioma	-	-	-	-	-	-	-	-	-	-	-	-	-	-
C46	Kaposi Sarcoma	-	-	-	-	-	-	-	-	-	-	-	-	-	-
C47 + C49	Conn. & Soft Tissue	-	-	6	85.7	-	-	1	14.3	-	-	-	-	7	100.0
C50	Breast	1	14.3	3	42.9	2	28.6	1	14.3	-	-	-	-	7	100.0
C60	Penis	1	6.3	15	93.8	-	-	-	-	-	-	-	-	16	100.0
C61	Prostate	2	2.4	72	87.8	4	4.9	4	4.9	-	-	-	-	82	100.0
C62	Testis	1	7.7	10	76.9	-	-	1	7.7	1	7.7	-	-	13	100.0
C63	Other Male Genital	-	-	-	-	-	-	-	-	-	-	-	-	-	-
C64	Kidney etc.	-	-	5	41.7	3	25.0	4	33.3	-	-	-	-	12	100.0
C65	Renal Pelvis	-	-	-	-	-	-	-	-	-	-	-	-	-	-
C66	Ureter	-	-	-	-	-	-	-	-	-	-	-	-	-	-
C67	Bladder	2	5.7	30	85.7	-	-	2	5.7	1	2.9	-	-	35	100.0
C68	Uns. Urinary Organs	-	-	-	-	-	-	-	-	-	-	-	-	-	-
C69	Eye	-	-	3	60.0	2	40.0	-	-	-	-	-	-	5	100.0
C70-C72	Brain, Nervous System	-	-	14	63.6	1	4.5	7	31.8	-	-	-	-	22	100.0
C73	Thyroid	-	-	7	77.8	-	-	2	22.2	-	-	-	-	9	100.0
C74	Adrenal Gland	-	-	-	-	-	-	-	-	-	-	-	-	-	-
C81	Hodgkins Disease	-	-	13	100.0	-	-	-	-	-	-	-	-	13	100.0
C82-85,C96	NHL	1	2.3	38	88.4	-	-	4	9.3	-	-	-	-	43	100.0
C88	Malig Imn.Prol D	-	-	-	-	-	-	-	-	-	-	-	-	-	-
C90	Multiple Myeloma	-	-	10	90.9	-	-	1	9.1	-	-	-	-	11	100.0
C91	Lymphoid Leuk.	-	-	1	100.0	-	-	-	-	-	-	-	-	1	100.0
C92-C94	Myeloid Leukaemia	-	-	8	57.1	-	-	6	42.9	-	-	-	-	14	100.0
C95	Leukaemia Uns	-	-	-	-	-	-	1	100.0	-	-	-	-	1	100.0
O&U*	Other and Uns	-	-	77	52.4	15	10.2	55	37.4	-	-	-	-	147	100.0
All	Sites	81	4.1	1429	73.2	130	6.7	298	15.3	14	0.7	-	-	1952	100.0

**TABLE KUD-5(b): Number (#) and Proportion (%) of Cancers by Site (ICD-10) and Method of Diagnosis : 2006-2008 - Females
Kamrup Urban District**

ICD-10	Site	Clinical		Microscopic		X-Ray/Imaging		DCO		Others		Unknown		Total	
		#	%	#	%	#	%	#	%	#	%	#	%	#	%
C00	Lip	-	-	4	80.0	1	20.0	-	-	-	-	-	-	5	100.0
C01-C02	Tongue	1	4.2	22	91.7	-	-	1	4.2	-	-	-	-	24	100.0
C03-C06	Mouth	2	3.9	46	90.2	3	5.9	-	-	-	-	-	-	51	100.0
C07-C08	Salivary Gland	-	-	3	100.0	-	-	-	-	-	-	-	-	3	100.0
C09	Tonsil	1	8.3	11	91.7	-	-	-	-	-	-	-	-	12	100.0
C10	Oth. Oropharynx	-	-	15	100.0	-	-	-	-	-	-	-	-	15	100.0
C11	Nasopharynx	-	-	1	50.0	1	50.0	-	-	-	-	-	-	2	100.0
C12-C13	Hypopharynx	1	3.2	24	77.4	4	12.9	2	6.5	-	-	-	-	31	100.0
C14	Pharynx Unspecified	-	-	2	33.3	-	-	4	66.7	-	-	-	-	6	100.0
C15	Oesophagus	5	3.5	123	87.2	6	4.3	6	4.3	1	0.7	-	-	141	100.0
C16	Stomach	3	6.3	35	72.9	3	6.3	6	12.5	1	2.1	-	-	48	100.0
C17	Small Intestine	1	33.3	2	66.7	-	-	-	-	-	-	-	-	3	100.0
C18	Colon	1	4.8	14	66.7	4	19.0	1	4.8	1	4.8	-	-	21	100.0
C19-C20	Rectum	1	2.8	31	86.1	2	5.6	2	5.6	-	-	-	-	36	100.0
C21	Anus & Anal Canal	1	50.0	1	50.0	-	-	-	-	-	-	-	-	2	100.0
C22	Liver	-	-	8	34.8	3	13.0	12	52.2	-	-	-	-	23	100.0
C23-C24	Gallbladder etc.	5	4.5	68	60.7	24	21.4	13	11.6	2	1.8	-	-	112	100.0
C25	Pancreas	-	-	8	66.7	2	16.7	2	16.7	-	-	-	-	12	100.0
C30-C31	Nose, Sinuses etc.	-	-	4	80.0	1	20.0	-	-	-	-	-	-	5	100.0
C32	Larynx	-	-	11	91.7	-	-	1	8.3	-	-	-	-	12	100.0
C33-C34	Lung etc.	3	7.3	27	65.9	3	7.3	7	17.1	1	2.4	-	-	41	100.0
C37-C38	Other Thoracic Organs	-	-	1	100.0	-	-	-	-	-	-	-	-	1	100.0
C40-C41	Bone	-	-	7	100.0	-	-	-	-	-	-	-	-	7	100.0
C43	Melanoma of Skin	-	-	-	-	-	-	-	-	-	-	-	-	-	-
C44	Other Skin	-	-	17	100.0	-	-	-	-	-	-	-	-	17	100.0
C45	Mesothelioma	-	-	-	-	-	-	-	-	-	-	-	-	-	-
C46	Kaposi Sarcoma	-	-	-	-	-	-	-	-	-	-	-	-	-	-
C47+C49	Conn. & Soft Tissue	-	-	6	100.0	-	-	-	-	-	-	-	-	6	100.0
C50	Breast	14	6.6	165	77.5	21	9.9	10	4.7	2	0.9	1	0.5	213	100.0
C51	Vulva	-	-	9	100.0	-	-	-	-	-	-	-	-	9	100.0
C52	Vagina	1	11.1	7	77.8	1	11.1	-	-	-	-	-	-	9	100.0
C53	Cervix Uteri	8	5.0	136	85.0	9	5.6	7	4.4	-	-	-	-	160	100.0
C54	Corpus Uteri	3	8.3	29	80.6	3	8.3	1	2.8	-	-	-	-	36	100.0
C55	Uterus Unspecified	-	-	1	33.3	-	-	2	66.7	-	-	-	-	3	100.0
C56	Ovary etc.	12	13.6	55	62.5	10	11.4	9	10.2	2	2.3	-	-	88	100.0
C57	Other Female Genital	-	-	-	-	-	-	-	-	-	-	-	-	-	-
C58	Placenta	-	-	-	-	-	-	-	-	-	-	-	-	-	-
C64	Kidney etc.	-	-	8	72.7	2	18.2	1	9.1	-	-	-	-	11	100.0
C65	Renal Pelvis	-	-	-	-	-	-	-	-	-	-	-	-	-	-
C66	Ureter	-	-	1	100.0	-	-	-	-	-	-	-	-	1	100.0
C67	Bladder	-	-	7	100.0	-	-	-	-	-	-	-	-	7	100.0
C68	Uns.Urinary Organs	-	-	-	-	-	-	-	-	-	-	-	-	-	-
C69	Eye	-	-	1	100.0	-	-	-	-	-	-	-	-	1	100.0
C70-C72	Brain, Nervous System	-	-	5	55.6	1	11.1	3	33.3	-	-	-	-	9	100.0
C73	Thyroid	-	-	14	82.4	-	-	3	17.6	-	-	-	-	17	100.0
C74	Adrenal Gland	-	-	-	-	-	-	-	-	-	-	-	-	-	-
C81	Hodgkins Disease	-	-	3	75.0	1	25.0	-	-	-	-	-	-	4	100.0
C82-85,C96	NHL	-	-	15	78.9	2	10.5	2	10.5	-	-	-	-	19	100.0
C88	Malig Imn.Prol D	-	-	-	-	-	-	-	-	-	-	-	-	-	-
C90	Multiple Myeloma	-	-	3	100.0	-	-	-	-	-	-	-	-	3	100.0
C91	Lymphoid Leuk.	-	-	2	100.0	-	-	-	-	-	-	-	-	2	100.0
C92-C94	Myeloid Leukaemia	-	-	8	80.0	-	-	2	20.0	-	-	-	-	10	100.0
C95	Leukaemia Uns	-	-	-	-	-	-	-	-	-	-	-	-	-	-
O&U*	Other and Uns	1	1.5	39	59.1	5	7.6	21	31.8	-	-	-	-	66	100.0
All	Sites	64	4.9	999	76.6	112	8.6	118	9.0	10	0.8	1	0.1	1304	100.0

TABLE KUD-6(a): Number (#) and Proportion (%) of Cancers by Site (ICD-10) and Detailed Microscopic Diagnosis: 2006-2008 - Males : Kamrup Urban District

ICD-10	Site	Pri. Hist		Sec. Hist		Cytology		Blood Film		Bone Marrow		Others		Total	
		#	%	#	%	#	%	#	%	#	%	#	%	#	%
C00	Lip	10	71.4	-	-	2	14.3	-	-	-	-	2	14.3	14	100.0
C01-C02	Tongue	85	76.6	1	0.9	6	5.4	-	-	-	-	19	17.1	111	100.0
C03-C06	Mouth	80	81.6	1	1.0	2	2.0	-	-	-	-	15	15.3	98	100.0
C07-C08	Salivary Gland	3	60.0	1	20.0	1	20.0	-	-	-	-	-	-	5	100.0
C09	Tonsil	55	75.3	-	-	3	4.1	-	-	-	-	15	20.5	73	100.0
C10	Oth. Oropharynx	61	80.3	1	1.3	2	2.6	-	-	-	-	12	15.8	76	100.0
C11	Nasopharynx	4	40.0	1	10.0	3	30.0	-	-	-	-	2	20.0	10	100.0
C12-C13	Hypopharynx	154	78.6	2	1.0	8	4.1	-	-	-	-	32	16.3	196	100.0
C14	Pharynx Unspecified	3	18.8	-	-	-	-	-	-	-	-	13	81.3	16	100.0
C15	Oesophagus	238	72.1	1	0.3	5	1.5	-	-	-	-	86	26.1	330	100.0
C16	Stomach	86	68.8	1	0.8	2	1.6	-	-	-	-	36	28.8	125	100.0
C17	Small Intestine	3	100.0	-	-	-	-	-	-	-	-	-	-	3	100.0
C18	Colon	17	60.7	1	3.6	3	10.7	-	-	-	-	7	25.0	28	100.0
C19-C20	Rectum	31	72.1	-	-	2	4.7	-	-	-	-	10	23.3	43	100.0
C21	Anus & Anal Canal	6	85.7	-	-	-	-	-	-	-	-	1	14.3	7	100.0
C22	Liver	7	16.3	-	-	13	30.2	-	-	-	-	23	53.5	43	100.0
C23-C24	Gallbladder etc.	16	28.1	-	-	12	21.1	-	-	-	-	29	50.9	57	100.0
C25	Pancreas	4	40.0	-	-	2	20.0	-	-	-	-	4	40.0	10	100.0
C30-C31	Nose, Sinuses etc.	6	100.0	-	-	-	-	-	-	-	-	-	-	6	100.0
C32	Larynx	53	62.4	1	1.2	1	1.2	-	-	-	-	30	35.3	85	100.0
C33-C34	Lung etc.	18	13.2	-	-	62	45.6	-	-	-	-	56	41.2	136	100.0
C37-C38	Other Thoracic Organs	2	33.3	-	-	2	33.3	-	-	-	-	2	33.3	6	100.0
C40-C41	Bone	6	75.0	-	-	1	12.5	-	-	-	-	1	12.5	8	100.0
C43	Melanoma of Skin	-	-	-	-	-	-	-	-	-	-	-	-	-	-
C44	Other Skin	25	89.3	-	-	1	3.6	-	-	-	-	2	7.1	28	100.0
C45	Mesothelioma	-	-	-	-	-	-	-	-	-	-	-	-	-	-
C46	Kaposi Sarcoma	-	-	-	-	-	-	-	-	-	-	-	-	-	-
C47 + C49	Conn. & Soft Tissue	4	57.1	-	-	2	28.6	-	-	-	-	1	14.3	7	100.0
C50	Breast	3	42.9	-	-	-	-	-	-	-	-	4	57.1	7	100.0
C60	Penis	13	81.3	-	-	2	12.5	-	-	-	-	1	6.3	16	100.0
C61	Prostate	28	34.1	1	1.2	43	52.4	-	-	-	-	10	12.2	82	100.0
C62	Testis	7	53.8	-	-	3	23.1	-	-	-	-	3	23.1	13	100.0
C63	Other Male Genital	-	-	-	-	-	-	-	-	-	-	-	-	-	-
C64	Kidney etc.	4	33.3	-	-	1	8.3	-	-	-	-	7	58.3	12	100.0
C65	Renal Pelvis	-	-	-	-	-	-	-	-	-	-	-	-	-	-
C66	Ureter	-	-	-	-	-	-	-	-	-	-	-	-	-	-
C67	Bladder	29	82.9	-	-	1	2.9	-	-	-	-	5	14.3	35	100.0
C68	Uns.Urinary Organs	-	-	-	-	-	-	-	-	-	-	-	-	-	-
C69	Eye	3	60.0	-	-	-	-	-	-	-	-	2	40.0	5	100.0
C70-C72	Brain, Nervous System	14	63.6	-	-	-	-	-	-	-	-	8	36.4	22	100.0
C73	Thyroid	3	33.3	1	11.1	3	33.3	-	-	-	-	2	22.2	9	100.0
C74	Adrenal Gland	-	-	-	-	-	-	-	-	-	-	-	-	-	-
C81	Hodgkins Disease	4	30.8	-	-	9	69.2	-	-	-	-	-	-	13	100.0
C82-85,C96	NHL	21	48.8	-	-	15	34.9	-	-	2	4.7	5	11.6	43	100.0
C88	Malig Imn.Prol D	-	-	-	-	-	-	-	-	-	-	-	-	-	-
C90	Multiple Myeloma	1	9.1	-	-	1	9.1	-	-	8	72.7	1	9.1	11	100.0
C91	Lymphoid Leuk.	-	-	-	-	-	-	-	-	1	100.0	-	-	1	100.0
C92-C94	Myeloid Leukaemia	-	-	-	-	-	-	-	-	8	57.1	6	42.9	14	100.0
C95	Leukaemia Uns	-	-	-	-	-	-	-	-	-	-	1	100.0	1	100.0
O&U*	Other and Uns	16	10.9	13	8.8	47	32.0	-	-	1	0.7	70	47.6	147	100.0
All	Sites	1123	57.5	26	1.3	260	13.3	-	-	20	1.0	523	26.8	1952	100.0

TABLE KUD-6(b): Number (#) and Proportion (%) of Cancers by Site (ICD-10) and Detailed Microscopic Diagnosis: 2006-2008 - Females : Kamrup Urban District

ICD-10	Site	Pri. Hist		Sec. Hist		Cytology		Blood Film		Bone Marrow		Others		Total	
		#	%	#	%	#	%	#	%	#	%	#	%	#	%
C00	Lip	4	80.0	-	-	-	-	-	-	-	-	1	20.0	5	100.0
C01-C02	Tongue	21	87.5	1	4.2	-	-	-	-	-	-	2	8.3	24	100.0
C03-C06	Mouth	45	88.2	-	-	1	2.0	-	-	-	-	5	9.8	51	100.0
C07-C08	Salivary Gland	1	33.3	-	-	2	66.7	-	-	-	-	-	-	3	100.0
C09	Tonsil	9	75.0	1	8.3	1	8.3	-	-	-	-	1	8.3	12	100.0
C10	Oth. Oropharynx	14	93.3	1	6.7	-	-	-	-	-	-	-	-	15	100.0
C11	Nasopharynx	1	50.0	-	-	-	-	-	-	-	-	1	50.0	2	100.0
C12-C13	Hypopharynx	23	74.2	-	-	1	3.2	-	-	-	-	7	22.6	31	100.0
C14	Pharynx Unspecified	2	33.3	-	-	-	-	-	-	-	-	4	66.7	6	100.0
C15	Oesophagus	121	85.8	-	-	2	1.4	-	-	-	-	18	12.8	141	100.0
C16	Stomach	34	70.8	-	-	1	2.1	-	-	-	-	13	27.1	48	100.0
C17	Small Intestine	2	66.7	-	-	-	-	-	-	-	-	1	33.3	3	100.0
C18	Colon	13	61.9	-	-	1	4.8	-	-	-	-	7	33.3	21	100.0
C19-C20	Rectum	30	83.3	-	-	1	2.8	-	-	-	-	5	13.9	36	100.0
C21	Anus & Anal Canal	1	50.0	-	-	-	-	-	-	-	-	1	50.0	2	100.0
C22	Liver	4	17.4	1	4.3	3	13.0	-	-	-	-	15	65.2	23	100.0
C23-C24	Gallbladder etc.	41	36.6	-	-	27	24.1	-	-	-	-	44	39.3	112	100.0
C25	Pancreas	3	25.0	-	-	5	41.7	-	-	-	-	4	33.3	12	100.0
C30-C31	Nose, Sinuses etc.	4	80.0	-	-	-	-	-	-	-	-	1	20.0	5	100.0
C32	Larynx	9	75.0	-	-	2	16.7	-	-	-	-	1	8.3	12	100.0
C33-C34	Lung etc.	5	12.2	-	-	22	53.7	-	-	-	-	14	34.1	41	100.0
C37-C38	Other Thoracic Organs	-	-	-	-	1	100.0	-	-	-	-	-	-	1	100.0
C40-C41	Bone	3	42.9	-	-	4	57.1	-	-	-	-	-	-	7	100.0
C43	Melanoma of Skin	-	-	-	-	-	-	-	-	-	-	-	-	-	-
C44	Other Skin	15	88.2	1	5.9	1	5.9	-	-	-	-	-	-	17	100.0
C45	Mesothelioma	-	-	-	-	-	-	-	-	-	-	-	-	-	-
C46	Kaposi Sarcoma	-	-	-	-	-	-	-	-	-	-	-	-	-	-
C47+C49	Conn. & Soft Tissue	4	66.7	-	-	2	33.3	-	-	-	-	-	-	6	100.0
C50	Breast	87	40.8	1	0.5	77	36.2	-	-	-	-	48	22.5	213	100.0
C51	Vulva	9	100.0	-	-	-	-	-	-	-	-	-	-	9	100.0
C52	Vagina	7	77.8	-	-	-	-	-	-	-	-	2	22.2	9	100.0
C53	Cervix Uteri	133	83.1	-	-	3	1.9	-	-	-	-	24	15.0	160	100.0
C54	Corpus Uteri	28	77.8	1	2.8	-	-	-	-	-	-	7	19.4	36	100.0
C55	Uterus Unspecified	1	33.3	-	-	-	-	-	-	-	-	2	66.7	3	100.0
C56	Ovary etc.	40	45.5	-	-	15	17.0	-	-	-	-	33	37.5	88	100.0
C57	Other Female Genital	-	-	-	-	-	-	-	-	-	-	-	-	-	-
C58	Placenta	-	-	-	-	-	-	-	-	-	-	-	-	-	-
C64	Kidney etc.	7	63.6	-	-	1	9.1	-	-	-	-	3	27.3	11	100.0
C65	Renal Pelvis	-	-	-	-	-	-	-	-	-	-	-	-	-	-
C66	Ureter	1	100.0	-	-	-	-	-	-	-	-	-	-	1	100.0
C67	Bladder	7	100.0	-	-	-	-	-	-	-	-	-	-	7	100.0
C68	Uns. Urinary Organs	-	-	-	-	-	-	-	-	-	-	-	-	-	-
C69	Eye	1	100.0	-	-	-	-	-	-	-	-	-	-	1	100.0
C70-C72	Brain, Nervous System	5	55.6	-	-	-	-	-	-	-	-	4	44.4	9	100.0
C73	Thyroid	5	29.4	-	-	9	52.9	-	-	-	-	3	17.6	17	100.0
C74	Adrenal Gland	-	-	-	-	-	-	-	-	-	-	-	-	-	-
C81	Hodgkins Disease	2	50.0	-	-	1	25.0	-	-	-	-	1	25.0	4	100.0
C82-85,C96	NHL	5	26.3	-	-	10	52.6	-	-	-	-	4	21.1	19	100.0
C88	Malig Imn.Prol D	-	-	-	-	-	-	-	-	-	-	-	-	-	-
C90	Multiple Myeloma	-	-	-	-	-	-	-	-	3	100.0	-	-	3	100.0
C91	Lymphoid Leuk.	-	-	-	-	-	-	-	-	2	100.0	-	-	2	100.0
C92-C94	Myeloid Leukaemia	-	-	-	-	1	10.0	-	-	7	70.0	2	20.0	10	100.0
C95	Leukaemia Uns	-	-	-	-	-	-	-	-	-	-	-	-	-	-
O&U*	Other and Uns	8	12.1	3	4.5	28	42.4	-	-	-	-	27	40.9	66	100.0
All	Sites	755	57.9	10	0.8	222	17.0	-	-	12	0.9	305	23.4	1304	100.0

**TABLE KUD-7 (a): Number of Cancer Deaths by Five Year Age Group and Site (ICD-10):
2006-2008 – Males**

%= Relative Proportion of Cancers of All Sites.

Kamrup Urban District

ICD-10	Site	0-4	5-9	10-14	15-19	20-24	25-29	30-34	35-39	40-44	45-49	50-54	55-59	60-64	65-69	70-74	75+	Unkn	Total	%
C00	Lip	-	-	-	-	-	-	-	1	-	-	-	-	-	-	-	-	-	1	0.22
C01-C02	Tongue	-	-	-	-	-	-	-	3	1	-	2	2	2	1	-	-	-	11	2.44
C03-C06	Mouth	-	-	-	-	-	-	-	2	1	2	1	1	4	-	1	-	-	12	2.67
C07-C08	Salivary Gland	-	-	-	-	-	-	-	1	-	-	-	-	-	-	-	-	-	1	0.22
C09	Tonsil	-	-	-	-	-	-	-	1	2	2	3	5	-	-	1	-	-	14	3.11
C10	Oth. Oropharynx	-	-	-	-	-	-	-	-	-	-	3	-	1	1	1	1	-	7	1.56
C11	Nasopharynx	-	-	-	-	-	-	-	1	-	-	-	-	-	-	-	-	-	1	0.22
C12-C13	Hypopharynx	-	-	-	-	-	-	-	-	2	1	3	2	1	4	2	4	-	19	4.22
C14	Pharynx Unspecified	-	-	-	-	-	1	-	-	3	-	1	1	1	4	3	-	-	14	3.11
C15	Oesophagus	-	-	-	-	1	-	1	-	5	8	13	19	16	11	12	9	-	95	21.11
C16	Stomach	-	-	-	-	-	-	-	-	1	3	2	7	6	4	1	5	-	29	6.44
C17	Small Intestine	-	-	-	-	-	-	-	-	-	-	-	-	-	-	-	-	-	-	-
C18	Colon	-	-	-	-	-	-	-	-	-	-	2	-	-	-	1	2	-	5	1.11
C19-C20	Rectum	-	-	-	-	-	-	1	-	-	-	1	2	-	-	2	-	-	6	1.33
C21	Anus & Anal Canal	-	-	-	-	-	-	-	-	-	-	-	-	-	-	-	-	-	-	-
C22	Liver	-	-	-	-	-	-	-	2	1	3	1	3	3	7	4	3	-	27	6.00
C23-C24	Gallbladder etc.	-	-	-	-	-	-	-	-	1	2	1	4	3	1	3	2	-	17	3.78
C25	Pancreas	-	-	-	-	-	-	-	-	-	-	1	1	-	-	1	-	-	3	0.67
C30-C31	Nose, Sinuses etc.	-	-	-	-	-	-	-	-	-	-	-	-	-	-	-	-	-	-	-
C32	Larynx	-	-	-	-	-	-	-	-	2	3	3	2	-	6	3	4	-	23	5.11
C33-C34	Lung etc.	-	-	-	1	-	-	-	-	1	5	2	4	9	7	8	5	-	42	9.33
C37-C38	Other Thoracic Organs	-	-	-	-	-	-	-	-	-	-	-	-	-	1	-	1	-	2	0.44
C40-C41	Bone	-	-	-	-	-	-	-	-	-	-	-	-	-	1	-	1	-	2	0.44
C43	Melanoma of Skin	-	-	-	-	-	-	-	-	-	-	-	-	-	-	-	-	-	-	-
C44	Other Skin	-	-	-	-	-	-	-	-	-	-	-	-	-	-	-	2	-	2	0.44
C45	Mesothelioma	-	-	-	-	-	-	-	-	-	-	-	-	-	-	-	-	-	-	-
C46	Kaposi Sarcoma	-	-	-	-	-	-	-	-	-	-	-	-	-	-	-	-	-	-	-
C47+C49	Conn. & Soft Tissue	-	-	-	-	-	-	-	-	-	-	1	-	-	-	-	-	-	1	0.22
C50	Breast	-	-	-	-	-	-	-	1	-	1	1	-	-	1	-	-	-	4	0.89
C60	Penis	-	-	-	-	-	-	-	-	-	-	-	-	-	-	-	-	-	-	-
C61	Prostate	-	-	-	-	-	-	-	-	-	1	1	1	2	3	-	3	-	11	2.44
C62	Testis	-	-	-	-	-	-	-	-	-	1	-	-	-	-	-	-	-	1	0.22
C63	Other Male Genital	-	-	-	-	-	-	-	-	-	-	-	-	-	-	-	-	-	-	-
C64	Kidney etc.	-	-	-	-	-	-	-	-	-	1	1	-	2	-	-	-	-	4	0.89
C65	Renal Pelvis	-	-	-	-	-	-	-	-	-	-	-	-	-	-	-	-	-	-	-
C66	Ureter	-	-	-	-	-	-	-	-	-	-	-	-	-	-	-	-	-	-	-
C67	Bladder	-	-	-	-	-	-	-	-	-	1	1	-	-	1	-	-	-	3	0.67
C68	Uns. Urinary Organs	-	-	-	-	-	-	-	-	-	-	-	-	-	-	-	-	-	-	-
C69	Eye	-	-	-	-	-	-	-	-	-	-	-	-	-	-	-	-	-	-	-
C70-C72	Brain, Nervous System	-	-	-	-	-	-	-	1	-	1	-	-	4	1	1	-	-	8	1.78
C73	Thyroid	-	-	-	-	-	-	-	-	-	1	-	1	1	-	-	-	-	3	0.67
C74	Adrenal Gland	-	-	-	-	-	-	-	-	-	-	-	-	-	-	-	-	-	-	-
C81	Hodgkins Disease	-	-	-	-	-	-	-	-	-	-	-	-	-	-	-	-	-	-	-
C82-85,C96	NHL	-	-	-	-	-	-	-	-	-	-	-	-	-	-	-	-	-	-	-
C88	Malignant Prol D	-	-	-	-	-	-	-	-	-	-	-	-	-	-	-	-	-	-	-
C90	Multiple Myeloma	-	-	-	-	-	-	-	-	-	-	-	1	-	1	-	-	-	2	0.44
C91	Lymphoid Leuk.	-	-	-	-	-	-	-	-	-	-	-	-	-	-	-	-	-	-	-
C92-C94	Myeloid Leukaemia	-	-	-	-	-	1	-	1	-	-	2	-	-	1	-	1	-	6	1.33
C95	Leukaemia Uns	-	-	-	-	-	-	-	-	-	-	-	-	-	-	1	-	-	1	0.22
O&U*	Other and Uns	-	-	-	1	-	-	2	4	6	4	7	14	9	10	6	10	-	73	16.22
All	Sites	-	-	-	2	1	2	4	12	30	40	52	70	61	71	51	54	-	450	100.00

**TABLE KUD-7 (b): Number of Cancer Deaths by Five Year Age Group and Site (ICD-10):
2006-2008 – Females**

%= Relative Proportion of Cancers of All Sites.

Kamrup Urban District

ICD-10	Site	0-4	5-9	10-14	15-19	20-24	25-29	30-34	35-39	40-44	45-49	50-54	55-59	60-64	65-69	70-74	75+	Unkn	Total	%
C00	Lip	-	-	-	-	-	-	-	-	-	-	-	-	-	-	-	-	-	-	-
C01-C02	Tongue	-	-	-	-	-	-	-	-	-	-	-	1	-	-	-	1	-	2	1.02
C03-C06	Mouth	-	-	-	-	-	-	-	-	-	-	-	-	-	-	-	-	-	-	-
C07-C08	Salivary Gland	-	-	-	-	-	-	-	-	-	-	-	-	-	-	-	-	-	-	-
C09	Tonsil	-	-	-	-	-	-	-	-	-	-	-	-	-	-	-	-	-	-	-
C10	Oth. Oropharynx	-	-	-	-	-	-	-	-	-	-	-	-	-	-	-	-	-	-	-
C11	Nasopharynx	-	-	1	-	-	-	-	-	-	-	-	-	-	-	-	-	-	1	0.51
C12-C13	Hypopharynx	-	-	-	-	-	-	-	-	-	-	-	1	-	1	-	-	-	2	1.02
C14	Pharynx Unspecified	-	-	-	-	-	-	-	-	-	2	-	-	1	-	1	-	-	4	2.03
C15	Oesophagus	-	-	-	-	-	-	2	-	-	3	3	2	2	3	-	-	-	15	7.61
C16	Stomach	-	-	-	-	-	-	1	-	1	3	2	1	2	-	1	1	1	13	6.60
C17	Small Intestine	-	-	-	-	-	-	-	-	-	1	-	-	-	-	-	-	-	1	0.51
C18	Colon	-	-	-	-	-	-	-	-	-	-	-	1	1	-	-	-	-	2	1.02
C19-C20	Rectum	-	-	-	-	2	1	1	-	-	-	-	1	-	-	-	-	-	5	2.54
C21	Anus & Anal Canal	-	-	-	-	-	-	-	-	-	-	-	-	-	-	-	1	-	1	0.51
C22	Liver	-	-	-	-	-	-	-	1	-	2	3	-	3	2	3	-	-	14	7.11
C23-C24	Gallbladder etc.	-	-	-	-	-	1	1	1	2	4	1	4	7	1	2	3	-	27	13.71
C25	Pancreas	-	-	-	-	-	-	-	-	-	-	1	-	-	-	3	-	-	4	2.03
C30-C31	Nose, Sinuses etc.	-	-	-	-	-	-	-	-	-	-	-	-	-	-	-	-	-	-	-
C32	Larynx	-	-	-	-	-	-	-	-	-	-	1	1	-	-	-	-	-	2	1.02
C33-C34	Lung etc.	-	-	-	-	-	-	1	-	2	1	-	3	-	2	1	3	-	13	6.60
C37-C38	Other Thoracic Organs	-	-	-	-	-	-	-	-	-	-	-	-	-	-	-	-	-	-	-
C40-C41	Bone	-	-	-	-	-	-	-	-	-	-	1	-	-	-	-	-	-	1	0.51
C43	Melanoma of Skin	-	-	-	-	-	-	-	-	-	-	-	-	-	-	-	-	-	-	-
C44	Other Skin	-	-	-	-	-	-	-	-	-	-	-	-	-	-	-	-	-	-	-
C45	Mesothelioma	-	-	-	-	-	-	-	-	-	-	-	-	-	-	-	-	-	-	-
C46	Kaposi Sarcoma	-	-	-	-	-	-	-	-	-	-	-	-	-	-	-	-	-	-	-
C47+C49	Conn. & Soft Tissue	-	-	-	-	-	-	-	-	-	-	-	-	-	-	-	-	-	-	-
C50	Breast	-	-	-	-	-	-	1	4	1	5	3	3	1	1	1	2	-	22	11.17
C51	Vulva	-	-	-	-	-	-	-	-	-	-	-	-	-	-	-	-	-	-	-
C52	Vagina	-	-	-	-	-	-	-	-	-	-	-	-	-	-	-	-	-	-	-
C53	Cervix Uteri	-	-	-	-	-	-	-	-	-	1	3	3	4	1	1	2	-	15	7.61
C54	Corpus Uteri	-	-	-	-	-	-	-	-	-	-	-	1	-	-	-	-	-	1	0.51
C55	Uterus Unspecified	-	-	-	-	-	-	-	-	-	-	-	1	1	-	-	-	-	2	1.02
C56	Ovary etc.	-	-	-	1	-	-	-	2	2	1	1	1	2	-	-	-	-	10	5.08
C57	Other Female Genital	-	-	-	-	-	-	-	-	-	-	-	-	-	-	-	-	-	-	-
C58	Placenta	-	-	-	-	-	-	-	-	-	-	-	-	-	-	-	-	-	-	-
C64	Kidney etc.	-	-	-	-	-	-	-	-	-	-	-	1	-	-	-	-	-	1	0.51
C65	Renal Pelvis	-	-	-	-	-	-	-	-	-	-	-	-	-	-	-	-	-	-	-
C66	Ureter	-	-	-	-	-	-	-	-	-	-	-	-	-	-	-	-	-	-	-
C67	Bladder	-	-	-	-	-	-	-	-	-	-	-	-	-	-	-	-	-	-	-
C68	Uns. Urinary Organs	-	-	-	-	-	-	-	-	-	-	-	-	-	-	-	-	-	-	-
C69	Eye	-	-	-	-	-	-	-	-	-	-	-	-	-	-	-	-	-	-	-
C70-C72	Brain, Nervous System	-	-	-	-	-	-	-	-	-	-	1	-	1	1	-	1	-	4	2.03
C73	Thyroid	-	-	-	-	-	-	-	-	-	-	-	-	-	2	-	-	-	2	1.02
C74	Adrenal Gland	-	-	-	-	-	-	-	-	-	-	-	-	-	-	-	-	-	-	-
C81	Hodgkins Disease	-	-	-	-	-	-	-	-	-	-	-	-	-	-	-	-	-	-	-
C82-85,C96	NHL	-	-	-	-	-	-	-	-	-	-	-	-	-	-	-	-	-	-	-
C88	Malignant Proliferative Diseases	-	-	-	-	-	-	-	-	-	-	-	-	-	-	-	-	-	-	-
C90	Multiple Myeloma	-	-	-	-	-	-	-	-	-	-	-	1	-	-	-	-	-	1	0.51
C91	Lymphoid Leuk.	-	-	-	-	-	-	-	-	-	-	-	-	-	-	-	-	-	-	-
C92-C94	Myeloid Leukaemia	-	-	-	-	-	-	-	-	-	-	-	1	-	-	1	-	-	2	1.02
C95	Leukaemia Uns.	-	-	-	-	-	-	-	-	-	-	-	-	-	-	-	-	-	-	-
O&U*	Other and Uns.	1	-	-	-	-	-	-	3	1	5	4	6	1	4	3	2	-	30	15.23
All	Sites	1	-	1	1	2	2	7	11	9	28	24	33	26	18	17	16	1	197	100.00

TABLE KUD-8(a):
Average Annual Age Specific, Crude (CR), Age Adjusted (AAR) (with Standard Error (SE)) and
Truncated (35-64 Yrs) (TR) Mortality Rate per 100,000 population: 2006-2008 - Males
Kamrup Urban District

ICD-10	0-4	5-9	10-14	15-19	20-24	25-29	30-34	35-39	40-44	45-49	50-54	55-59	60-64	65-69	70-74	>75	CR	AAR	SE	TR
C00	-	-	-	-	-	-	-	-	0.8	-	-	-	-	-	-	-	0.1	-	0.05	0.1
C01-C02	-	-	-	-	-	-	-	-	2.3	0.9	-	3.6	4.9	7.4	5.6	-	0.6	0.9	0.28	1.7
C03-C06	-	-	-	-	-	-	-	-	1.5	0.9	2.4	1.8	2.4	14.7	-	6.0	0.7	1.0	0.30	1.4
C07-C08	-	-	-	-	-	-	-	0.6	-	-	-	-	-	-	-	-	0.1	-	0.03	0.1
C09	-	-	-	-	-	-	-	0.6	1.5	1.9	3.7	8.9	-	-	5.6	-	0.8	0.9	0.25	2.5
C10	-	-	-	-	-	-	-	-	-	-	3.7	-	2.4	3.7	5.6	6.0	0.4	0.6	0.24	0.9
C11	-	-	-	-	-	-	-	0.6	-	-	-	-	-	-	-	-	0.1	-	0.03	0.1
C12-C13	-	-	-	-	-	-	-	-	1.5	0.9	3.7	3.6	2.4	14.7	11.2	23.8	1.1	1.7	0.41	1.8
C14	-	-	-	-	-	0.5	-	-	2.3	-	1.2	1.8	2.4	14.7	16.9	-	0.8	1.2	0.34	1.2
C15	-	-	-	-	0.6	-	0.6	-	3.8	7.5	15.8	33.8	39.2	40.5	67.5	53.6	5.3	8.1	0.87	14.2
C16	-	-	-	-	-	-	-	-	0.8	2.8	2.4	12.5	14.7	14.7	5.6	29.8	1.6	2.6	0.49	4.6
C17	-	-	-	-	-	-	-	-	-	-	-	-	-	-	-	-	-	-	-	-
C18	-	-	-	-	-	-	-	-	-	-	2.4	-	-	-	5.6	11.9	0.3	0.5	0.22	0.4
C19-C20	-	-	-	-	-	-	0.6	-	-	-	1.2	3.6	-	-	11.2	-	0.3	0.5	0.20	0.7
C21	-	-	-	-	-	-	-	-	-	-	-	-	-	-	-	-	-	-	-	-
C22	-	-	-	-	-	-	-	1.1	0.8	2.8	1.2	5.3	7.3	25.8	22.5	17.9	1.5	2.4	0.49	2.7
C23-C24	-	-	-	-	-	-	-	-	0.8	1.9	1.2	7.1	7.3	3.7	16.9	11.9	0.9	1.5	0.37	2.6
C25	-	-	-	-	-	-	-	-	-	-	1.2	1.8	-	-	5.6	-	0.2	0.2	0.15	0.4
C30-C31	-	-	-	-	-	-	-	-	-	-	-	-	-	-	-	-	-	-	-	-
C32	-	-	-	-	-	-	-	-	1.5	2.8	3.7	3.6	-	22.1	16.9	23.8	1.3	2.1	0.45	1.9
C33-C34	-	-	-	0.6	-	-	-	-	0.8	4.7	2.4	7.1	22.0	25.8	45.0	29.8	2.3	3.9	0.63	5.2
C37-C38	-	-	-	-	-	-	-	-	-	-	-	-	-	3.7	-	6.0	0.1	0.2	0.16	-
C40-C41	-	-	-	-	-	-	-	-	-	-	-	-	-	3.7	-	6.0	0.1	0.2	0.16	-
C43	-	-	-	-	-	-	-	-	-	-	-	-	-	-	-	-	-	-	-	-
C44	-	-	-	-	-	-	-	-	-	-	-	-	-	-	-	11.9	0.1	0.2	0.17	-
C45	-	-	-	-	-	-	-	-	-	-	-	-	-	-	-	-	-	-	-	-
C46	-	-	-	-	-	-	-	-	-	-	-	-	-	-	-	-	-	-	-	-
C47+C49	-	-	-	-	-	-	-	-	-	-	1.2	-	-	-	-	-	0.1	0.1	0.06	0.2
C50	-	-	-	-	-	-	-	0.6	-	0.9	1.2	-	-	3.7	-	-	0.2	0.3	0.14	0.5
C60	-	-	-	-	-	-	-	-	-	-	-	-	-	-	-	-	-	-	-	-
C61	-	-	-	-	-	-	-	-	0.9	1.2	1.8	4.9	11.1	-	17.9	-	0.6	1.1	0.33	1.2
C62	-	-	-	-	-	-	-	-	0.9	-	-	-	-	-	-	-	0.1	0.1	0.06	0.2
C63	-	-	-	-	-	-	-	-	-	-	-	-	-	-	-	-	-	-	-	-
C64	-	-	-	-	-	-	-	-	0.9	1.2	-	4.9	-	-	-	-	0.2	0.3	0.16	1.0
C65	-	-	-	-	-	-	-	-	-	-	-	-	-	-	-	-	-	-	-	-
C66	-	-	-	-	-	-	-	-	-	-	-	-	-	-	-	-	-	-	-	-
C67	-	-	-	-	-	-	-	-	0.9	1.2	-	-	3.7	-	-	-	0.2	0.2	0.14	0.4
C68	-	-	-	-	-	-	-	-	-	-	-	-	-	-	-	-	-	-	-	-
C69	-	-	-	-	-	-	-	-	-	-	-	-	-	-	-	-	-	-	-	-
C70-C72	-	-	-	-	-	-	-	0.6	-	0.9	-	-	9.8	3.7	5.6	-	0.4	0.7	0.26	1.6
C73	-	-	-	-	-	-	-	-	0.9	-	1.8	2.4	-	-	-	-	0.2	0.2	0.13	0.7
C74	-	-	-	-	-	-	-	-	-	-	-	-	-	-	-	-	-	-	-	-
C81	-	-	-	-	-	-	-	-	-	-	-	-	-	-	-	-	-	-	-	-
C82-85,C96	-	-	-	-	-	-	-	-	-	-	-	-	-	-	-	-	-	-	-	-
C88	-	-	-	-	-	-	-	-	-	-	-	-	-	-	-	-	-	-	-	-
C90	-	-	-	-	-	-	-	-	-	-	-	1.8	-	3.7	-	-	0.1	0.2	0.13	0.2
C91	-	-	-	-	-	-	-	-	-	-	-	-	-	-	-	-	-	-	-	-
C92-C94	-	-	-	-	-	0.5	-	0.6	-	-	2.4	-	-	3.7	-	6.0	0.3	0.4	0.19	0.5
C95	-	-	-	-	-	-	-	-	-	-	-	-	-	-	5.6	-	0.1	0.1	0.11	-
O&U*	-	-	-	0.6	-	-	1.2	2.3	4.6	3.7	8.5	24.9	22.0	36.8	33.7	59.5	4.1	6.0	0.75	9.5
All	-	-	-	1.3	0.6	1.1	2.3	6.8	23.0	37.5	63.4	124.7	149.3	261.6	286.8	321.5	25.1	38.6	1.90	58.6

TABLE KUD-8(b):
Average Annual Age Specific, Crude (CR), Age Adjusted (AAR) (with Standard Error(SE)) and
Truncated (35-64 Yrs) (TR) Mortality Rate per 100,000 population: 2006-2008 - Females
Kamrup Urban District

ICD-10	0-4	5-9	10-14	15-19	20-24	25-29	30-34	35-39	40-44	45-49	50-54	55-59	60-64	65-69	70-74	>75	CR	AAR	SE	TR
C00	-	-	-	-	-	-	-	-	-	-	-	-	-	-	-	-	-	-	-	-
C01-C02	-	-	-	-	-	-	-	-	-	-	-	2.7	-	-	-	6.6	0.1	0.2	0.17	0.3
C03-C06	-	-	-	-	-	-	-	-	-	-	-	-	-	-	-	-	-	-	-	-
C07-C08	-	-	-	-	-	-	-	-	-	-	-	-	-	-	-	-	-	-	-	-
C09	-	-	-	-	-	-	-	-	-	-	-	-	-	-	-	-	-	-	-	-
C10	-	-	-	-	-	-	-	-	-	-	-	-	-	-	-	-	-	-	-	-
C11	-	-	0.6	-	-	-	-	-	-	-	-	-	-	-	-	-	0.1	0.1	0.05	-
C12-C13	-	-	-	-	-	-	-	-	-	-	-	2.7	-	4.2	-	-	0.1	0.2	0.17	0.3
C14	-	-	-	-	-	-	-	-	-	2.4	-	-	3.2	-	7.1	-	0.3	0.4	0.22	0.9
C15	-	-	-	-	-	-	1.3	-	-	3.6	5.4	5.4	6.4	12.5	-	-	1.0	1.4	0.38	3.1
C16	-	-	-	-	-	-	0.7	-	1.1	3.6	3.6	2.7	6.4	-	7.1	6.6	0.8	1.1	0.35	2.7
C17	-	-	-	-	-	-	-	-	-	1.2	-	-	-	-	-	-	0.1	0.1	0.07	0.2
C18	-	-	-	-	-	-	-	-	-	-	-	2.7	3.2	-	-	-	0.1	0.2	0.17	0.8
C19-C20	-	-	-	-	1.3	0.6	0.7	-	-	-	-	2.7	-	-	-	-	0.3	0.3	0.14	0.3
C21	-	-	-	-	-	-	-	-	-	-	-	-	-	-	-	6.6	0.1	0.1	0.13	-
C22	-	-	-	-	-	-	-	0.7	-	2.4	5.4	-	9.6	8.3	21.4	-	0.9	1.5	0.42	2.7
C23-C24	-	-	-	-	-	0.6	0.7	0.7	2.1	4.8	1.8	10.8	22.5	4.2	14.3	19.9	1.7	2.8	0.56	6.0
C25	-	-	-	-	-	-	-	-	-	-	1.8	-	-	-	21.4	-	0.3	0.5	0.26	0.3
C30-C31	-	-	-	-	-	-	-	-	-	-	-	-	-	-	-	-	-	-	-	-
C32	-	-	-	-	-	-	-	-	-	-	1.8	2.7	-	-	-	-	0.1	0.2	0.14	0.6
C33-C34	-	-	-	-	-	-	0.7	-	2.1	1.2	-	8.1	-	8.3	7.1	19.9	0.8	1.4	0.39	1.7
C37-C38	-	-	-	-	-	-	-	-	-	-	-	-	-	-	-	-	-	-	-	-
C40-C41	-	-	-	-	-	-	-	-	-	-	1.8	-	-	-	-	-	0.1	0.1	0.09	0.3
C43	-	-	-	-	-	-	-	-	-	-	-	-	-	-	-	-	-	-	-	-
C44	-	-	-	-	-	-	-	-	-	-	-	-	-	-	-	-	-	-	-	-
C45	-	-	-	-	-	-	-	-	-	-	-	-	-	-	-	-	-	-	-	-
C46	-	-	-	-	-	-	-	-	-	-	-	-	-	-	-	-	-	-	-	-
C47+C49	-	-	-	-	-	-	-	-	-	-	-	-	-	-	-	-	-	-	-	-
C50	-	-	-	-	-	-	0.7	2.7	1.1	6.1	5.4	8.1	3.2	4.2	7.1	13.2	1.4	1.9	0.43	4.2
C51	-	-	-	-	-	-	-	-	-	-	-	-	-	-	-	-	-	-	-	-
C52	-	-	-	-	-	-	-	-	-	-	-	-	-	-	-	-	-	-	-	-
C53	-	-	-	-	-	-	-	-	-	1.2	5.4	8.1	12.8	4.2	7.1	13.2	1.0	1.7	0.45	3.8
C54	-	-	-	-	-	-	-	-	-	-	-	2.7	-	-	-	-	0.1	0.1	0.11	0.3
C55	-	-	-	-	-	-	-	-	-	-	-	2.7	3.2	-	-	-	0.1	0.2	0.17	0.8
C56	-	-	-	0.7	-	-	-	1.3	2.1	1.2	1.8	2.7	6.4	-	-	-	0.6	0.8	0.27	2.4
C57	-	-	-	-	-	-	-	-	-	-	-	-	-	-	-	-	-	-	-	-
C58	-	-	-	-	-	-	-	-	-	-	-	-	-	-	-	-	-	-	-	-
C64	-	-	-	-	-	-	-	-	-	-	-	2.7	-	-	-	-	0.1	0.1	0.11	0.3
C65	-	-	-	-	-	-	-	-	-	-	-	-	-	-	-	-	-	-	-	-
C66	-	-	-	-	-	-	-	-	-	-	-	-	-	-	-	-	-	-	-	-
C67	-	-	-	-	-	-	-	-	-	-	-	-	-	-	-	-	-	-	-	-
C68	-	-	-	-	-	-	-	-	-	-	-	-	-	-	-	-	-	-	-	-
C69	-	-	-	-	-	-	-	-	-	-	-	-	-	-	-	-	-	-	-	-
C70-C72	-	-	-	-	-	-	-	-	-	-	1.8	-	3.2	4.2	-	6.6	0.3	0.5	0.24	0.7
C73	-	-	-	-	-	-	-	-	-	-	-	-	-	8.3	-	-	0.1	0.3	0.18	-
C74	-	-	-	-	-	-	-	-	-	-	-	-	-	-	-	-	-	-	-	-
C81	-	-	-	-	-	-	-	-	-	-	-	-	-	-	-	-	-	-	-	-
C82-85,C96	-	-	-	-	-	-	-	-	-	-	-	-	-	-	-	-	-	-	-	-
C88	-	-	-	-	-	-	-	-	-	-	-	-	-	-	-	-	-	-	-	-
C90	-	-	-	-	-	-	-	-	-	-	-	2.7	-	-	-	-	0.1	0.1	0.11	0.3
C91	-	-	-	-	-	-	-	-	-	-	-	-	-	-	-	-	-	-	-	-
C92-C94	-	-	-	-	-	-	-	-	-	-	-	2.7	-	-	7.1	-	0.1	0.3	0.18	0.3
C95	-	-	-	-	-	-	-	-	-	-	-	-	-	-	-	-	-	-	-	-
O&U*	0.9	-	-	-	-	-	-	2.0	1.1	6.1	7.1	16.1	3.2	16.7	21.4	13.2	1.9	3.0	0.57	5.4
All	0.9	-	0.6	0.7	1.3	1.1	4.6	7.3	9.5	33.9	42.9	88.8	83.4	75.1	121.5	105.9	12.6	19.7	1.47	39.0

**TABLE KUD-9(a): Cumulative Rate (Cu.Rate%) & Cumulative Risk (Cu.Risk) of individual sites (ICD-10) based on age specific rates (from 0-64 years and from 0-74 years) : 2006-2008 - Males
Kamrup Urban District**

ICD-10	Site	0 - 64 Years		0 - 74 Years	
		Cu. Rate %	Cu. Risk	Cu. Rate%	Cu. Risk
C00	Lip	0.08	0.08	0.18	0.18
C01-C02	Tongue	0.45	0.45	1.24	1.25
C03-C06	Mouth	0.43	0.43	1.02	1.02
C07-C08	Salivary Gland	0.02	0.02	0.02	0.02
C09	Tonsil	0.40	0.40	0.62	0.62
C10	Oth. Oropharynx	0.41	0.41	0.80	0.80
C11	Nasopharynx	0.05	0.05	0.05	0.05
C12-C13	Hypopharynx	0.86	0.86	1.96	1.98
C14	Pharynx Unspecified	0.05	0.05	0.23	0.23
C15	Oesophagus	1.59	1.58	3.40	3.46
C16	Stomach	0.67	0.67	1.14	1.15
C17	Small Intestine	0.02	0.02	0.04	0.04
C18	Colon	0.10	0.10	0.19	0.19
C19-C20	Rectum	0.19	0.19	0.39	0.39
C21	Anus & Anal Canal	0.04	0.04	0.09	0.09
C22	Liver	0.21	0.21	0.52	0.53
C23-C24	Gallbladder etc.	0.26	0.26	0.50	0.50
C25	Pancreas	0.03	0.03	0.11	0.11
C30-C31	Nose, Sinuses etc.	0.03	0.03	0.03	0.03
C32	Larynx	0.34	0.34	0.91	0.92
C33-C34	Lung etc.	0.65	0.65	1.58	1.59
C37-C38	Other Thoracic Organs	0.01	0.01	0.03	0.03
C40-C41	Bone	0.05	0.05	0.05	0.05
C43	Melanoma of Skin	0.00	0.00	0.00	0.00
C44	Other Skin	0.11	0.11	0.26	0.26
C45	Mesothelioma	0.00	0.00	0.00	0.00
C46	Kaposi Sarcoma	0.00	0.00	0.00	0.00
C47 + C49	Conn. & Soft Tissue	0.03	0.03	0.05	0.05
C50	Breast	0.02	0.02	0.05	0.05
C60	Penis	0.09	0.09	0.14	0.14
C61	Prostate	0.28	0.28	0.89	0.89
C62	Testis	0.05	0.05	0.05	0.05
C63	Other Male Genital	0.00	0.00	0.00	0.00
C64	Kidney etc.	0.09	0.09	0.09	0.09
C65	Renal Pelvis	0.00	0.00	0.00	0.00
C66	Ureter	0.00	0.00	0.00	0.00
C67	Bladder	0.14	0.14	0.45	0.46
C68	Uns.Urinary Organs	0.00	0.00	0.00	0.00
C69	Eye	0.02	0.02	0.02	0.02
C70-C72	Brain, Nervous System	0.12	0.12	0.17	0.17
C73	Thyroid	0.04	0.04	0.09	0.09
C74	Adrenal Gland	0.00	0.00	0.00	0.00
C81	Hodgkins Disease	0.05	0.05	0.07	0.07
C82-85,C96	NHL	0.21	0.21	0.39	0.39
C88	Malig Imn.Prol D	0.00	0.00	0.00	0.00
C90	Multiple Myeloma	0.05	0.05	0.12	0.12
C91	Lymphoid Leuk.	0.00	0.00	0.00	0.00
C92-C94	Myeloid Leukaemia	0.05	0.05	0.06	0.06
C95	Leukaemia Uns	0.00	0.00	0.03	0.03
O&U *	Other and Uns	0.66	0.66	1.44	1.45
	All Sites	8.95	8.56	19.62	17.81

**TABLE KUD-9(b): Cumulative Rate (Cu.Rate%) & Cumulative Risk (Cu.Risk) of individual sites (ICD-10) based on age specific rates (from 0-64 years and from 0-74 years) : 2006-2008 - Females
Kamrup Urban District**

ICD-10	Site	0 - 64 Years		0 - 74 Years	
		Cu. Rate %	Cu. Risk	Cu. Rate%	Cu. Risk
C00	Lip	0.03	0.03	0.06	0.06
C01-C02	Tongue	0.14	0.14	0.20	0.20
C03-C06	Mouth	0.19	0.19	0.78	0.79
C07-C08	Salivary Gland	0.02	0.02	0.07	0.07
C09	Tonsil	0.06	0.06	0.12	0.12
C10	Oth. Oropharynx	0.13	0.13	0.21	0.21
C11	Nasopharynx	0.00	0.00	0.02	0.02
C12-C13	Hypopharynx	0.20	0.20	0.38	0.38
C14	Pharynx Unspecified	0.03	0.03	0.10	0.10
C15	Oesophagus	1.01	1.00	1.78	1.79
C16	Stomach	0.27	0.26	0.51	0.51
C17	Small Intestine	0.01	0.01	0.08	0.08
C18	Colon	0.12	0.12	0.18	0.18
C19-C20	Rectum	0.22	0.22	0.33	0.33
C21	Anus & Anal Canal	0.02	0.02	0.02	0.02
C22	Liver	0.17	0.17	0.29	0.29
C23-C24	Gallbladder etc.	0.87	0.87	1.30	1.31
C25	Pancreas	0.08	0.08	0.18	0.18
C30-C31	Nose, Sinuses etc.	0.02	0.02	0.02	0.02
C32	Larynx	0.05	0.05	0.16	0.16
C33-C34	Lung etc.	0.28	0.28	0.44	0.44
C37-C38	Other Thoracic Organs	0.00	0.00	0.00	0.00
C40-C41	Bone	0.04	0.04	0.04	0.04
C43	Melanoma of Skin	0.00	0.00	0.00	0.00
C44	Other Skin	0.10	0.10	0.17	0.17
C45	Mesothelioma	0.00	0.00	0.00	0.00
C46	Kaposi Sarcoma	0.00	0.00	0.00	0.00
C47+C49	Conn. & Soft Tissue	0.04	0.04	0.04	0.04
C50	Breast	1.15	1.14	1.83	1.85
C51	Vulva	0.06	0.06	0.12	0.12
C52	Vagina	0.05	0.05	0.12	0.12
C53	Cervix Uteri	1.22	1.21	1.70	1.71
C54	Corpus Uteri	0.25	0.25	0.47	0.47
C55	Uterus Unspecified	0.05	0.05	0.05	0.05
C56	Ovary etc.	0.60	0.59	0.92	0.93
C57	Other Female Genital	0.00	0.00	0.00	0.00
C58	Placenta	0.00	0.00	0.00	0.00
C64	Kidney etc.	0.08	0.08	0.18	0.18
C65	Renal Pelvis	0.00	0.00	0.00	0.00
C66	Ureter	0.01	0.01	0.01	0.01
C67	Bladder	0.05	0.05	0.13	0.13
C68	Uns.Urinary Organs	0.00	0.00	0.00	0.00
C69	Eye	0.00	0.00	0.00	0.00
C70-C72	Brain, Nervous System	0.07	0.07	0.09	0.09
C73	Thyroid	0.11	0.11	0.19	0.19
C74	Adrenal Gland	0.00	0.00	0.00	0.00
C81	Hodgkins Disease	0.03	0.03	0.03	0.03
C82-85,C96	NHL	0.09	0.09	0.25	0.25
C88	Malig Imn.Prol D	0.00	0.00	0.00	0.00
C90	Multiple Myeloma	0.04	0.04	0.04	0.04
C91	Lymphoid Leuk.	0.00	0.00	0.02	0.02
C92-C94	Myeloid Leukaemia	0.04	0.04	0.07	0.07
C95	Leukaemia Uns	0.00	0.00	0.00	0.00
O&U *	Other and Uns	0.50	0.50	0.78	0.79
	All Sites	8.48	8.13	14.57	13.56

POPULATION BASED CANCER REGISTRY, MANIPUR STATE

Regional Institute of Medical Sciences, Imphal

Dr Y. Mohen Singh

Principal Investigator, Prof. and Head, Dept. of Pathology

Dr Kaushik Debnath, Dr Punyabati Devi

Co-Investigator, Prof., Dept. of Pathology

Introduction

The Population Based Cancer Registry (PBCR) under the NCRP of ICMR, RIMS Imphal is functioning in the dept. of Pathology, Regional Institute of Medical Sciences (RIMS) since January 2003. Initially it covered only the most populated district of Imphal West with an area of 519 sq.km and an estimated population 4,39,532. Now it covers the whole of state with total area of 22,327 sq.km and total population of 22,93,896 (2001 census) from January 2005 onwards.

Collection of data began in January 2003. Only those patients who have been residing within the registry area for at least a year prior to the first date of diagnosis are included.

Working of the Registry

Cancer registration as elsewhere in India is active. A weekly time table is drawn and social investigators visit the various sources of registration which includes all government and private hospitals, nursing homes, diagnostic laboratories etc. The frequency of visit is determined by the bed strength of the cancer patients being diagnosed and treated there, also on the number of proved cancer obtained from various laboratories. They meet the cancer patients or their attendants (may be family member or close relative) to elicit the required information by personally interviewing them. At RIMS, particularly at Radiotherapy Department, every patient registered there or their attendants are interviewed at their first presentation to the hospital to collect socio-demographic details. Later case records of these patients are obtained from the case file to extract information on clinical items such as method of diagnosis, site of cancer, stage of the disease, treatment details etc. Information on the confirmed cases of cancer are entered in our registry and those yet to be confirmed are kept for further follow-up and verification through the concerned doctor.

Duplicate, range and consistency are checked manually and with aid of computers from the database.

Main Sources of Registration of Incident Cases of Cancer: 2006-2008 - Manipur State

1 Regional Institute of Medical Sciences	26 Down Town Hospital, Guwahati	48 NEGRIMS, Shillong
2 Babina Diagnostic Centre	27 Guwahati Neurology Research Centre, Guwahati	49 Dr. Lal Path Lab. Pvt. Ltd., New Delhi
3 Shija Hospitals and Research Institute	28 Tata Memorial Hospital, Mumbai	50 LPL, Guwahati
4 Imphal Hospital and Research Centre	29 Catholic Medical College, Vellore	51 Sanjay Gandhi PGIMS, Lucknow
5 Aadarsh Clinical Laboratory	30 All India Institute of Medical Sciences, New Delhi	52 NIMHANS
6 Mona Clinical Laboratory	31 Saharia Path Lab. Guwahati	53 Rockland Hospital, N. Delhi
7 Jawaharlal Nehru Hospital	32 Ecopath Centre, Guwahati	54 Kohima Diagnostic Centre
8 Eastern Diagnostic Centre	33 Arya Hospital, Guwahati	55 Rapid Diagnostics, Guwahati
9 Lamka Clinical Laboratory	34 Sky Lab. Guwahati	56 Wockhardt, Mumbai
10 Langol View Laboratory	35 Genesis Lab. Mizoram	57 PD Hinduja Hosp, Mumbai
11 Raj Polyclinic	36 Civil Hospital, Aizawl	58 MMC, Pune
12 Imphal Endoscopy Centre	37 Care Lab. Dimapur	59 Ganga Clinical Lab, Guwahati
13 Cecil Medical Laboratory	38 Madona Lab. Dibrugarh	60 Shri Ganga Ram Hospital, N. Delhi
14 Om Clinic	39 Apollo Hospital, N. Delhi	61 Common Hosp, Pune
15 New Tech Nursing Home	40 Clinical Path Diagnostic Centre, Shillong	62 International Hospital, Guwahati
16 Padma Medicare	41 Chittaranjan National Cancer Institute, Kolkata	63 Trista Ref. Lab, Guwahati
17 Sapam Imaging Centre	42 Chinga Diagnostic Centre, Singjamei	64 Woodland Hospital, Mumbai
18 Shanti Hospital and Research Centre	43 PGI, Chandigarh	65 Indo American Cancer Institute and Research Centre, Hyderabad
19 Suba Hospital	44 Unknown	66 Oriental Imaging Centre
20 Catholic Medical Centre, Koirengei	45 Ranbaxy	67 Comprehensive Research Centre, Ukl, Manipur
21 Divine Clinic, Porampat	46 Diagnostic centre, Kohima	68 Maipakpi Maternity and Child Hospital, Imphal
22 Anand Ultrasound, Porampat	47 Western Laboratory	
23 Leishingphung Christian Hospital, Ukhrul		
24 Eastern Laboratory		
25 Dr. B. Borooah Cancer Institute, Guwahati		

Registry Staff (PBCR), Imphal

Dr H. Satyajyoti Singh	:	Medical Research Officer
Dr O. Bijaya Devi	:	Statistician
Mr R.K. Budhibanta	:	Computer / System Programmer
Mr Kh. Nabachandra Singh	:	Social Investigator
Mr L. Bhopendro Mangang	:	Social Investigator
Mr Surjit Meitei	:	Social Investigator

Figure MRS-1
Population Pyramid showing Age Distribution: 2006-2008
Manipur State

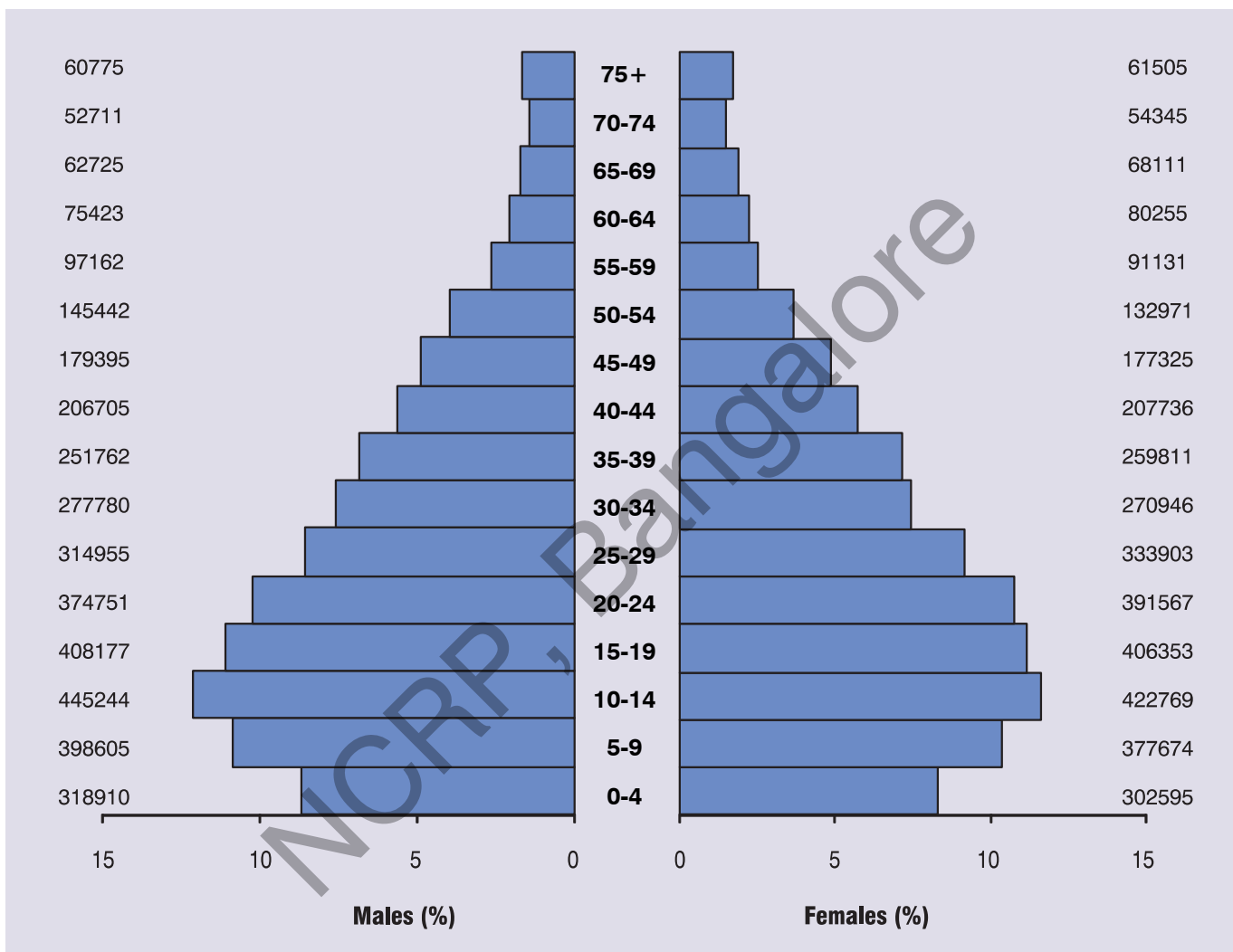


TABLE MRS-1
Population by Five Year Age Group and Gender: 2006-2008
Number and Relative Proportion (%)
Manipur State

Age Group	Males		Females	
	Number	%	Number	%
0-4	318910	8.7	302595	8.3
5-9	398605	10.9	377674	10.4
10-14	445244	12.1	422769	11.6
15-19	408177	11.1	406353	11.2
20-24	374751	10.2	391567	10.8
25-29	314955	8.6	333903	9.2
30-34	277780	7.6	270946	7.4
35-39	251762	6.9	259811	7.1
40-44	206705	5.6	207736	5.7
45-49	179395	4.9	177325	4.9
50-54	145442	4.0	132971	3.7
55-59	97162	2.6	91131	2.5
60-64	75423	2.1	80255	2.2
65-69	62725	1.7	68111	1.9
70-74	52711	1.4	54345	1.5
75+	60775	1.7	61505	1.7
Total	3670522	100.0	3638997	100.0

TABLE MRS-1
Main Sources of Registration of Incident Cases of Cancer: 2006-2008
Manipur State

Name of the Institution	Number	%
Babina Diagnostic Centre	1581	39.8
Regional Institute of Medical Sciences	1422	35.8
Shija Hospitals and Research Institute	207	5.2
Mona Clinical Laboratory	126	3.2
Imphal Hospital and Research Centre	114	2.9
Aadarsh Clinical Laboratory	59	1.5
Tata Memorial Hospital, Mumbai	48	1.2
Down Town Hospital	25	0.6
Lamka Clinical Laboratory	23	0.6
Dr. B. Borooah Cancer Institute, Guwahati	23	0.6
LPL, Guwahati	22	0.6
Eastern Diagnostic Centre	20	0.5
Langol View Laboratory	12	0.3
Unknown	126	3.2
Others	193	4.9
Total	3969	100.0

1. Institutions listed have registered at least one percent of all cases in the registry for the combined years 2006-2008.
2. The numbers and proportion listed are the minimum number of cases. Institutions could have registered/ reported more cases, since duplicate registrations and non-resident/registry cases are not included.

**TABLE MRS-3 (a): Number of Incident Cancers by Five Year Age Group and Site (ICD-10):
2006-2008 – Males**

% = Relative Proportion of Cancers of All Sites

Manipur State

ICD-10	Site	0-4	5-9	10-14	15-19	20-24	25-29	30-34	35-39	40-44	45-49	50-54	55-59	60-64	65-69	70-74	75+	Unkn	Total	%
C00	Lip	-	-	-	-	-	-	-	-	-	-	2	2	-	-	-	-	-	4	0.21
C01-C02	Tongue	-	-	-	-	-	1	-	2	2	4	6	3	9	3	4	4	-	38	1.96
C03-C06	Mouth	-	-	-	-	-	-	1	-	5	1	7	6	7	5	6	3	-	41	2.12
C07-C08	Salivary Gland	-	-	-	-	-	1	-	2	-	-	5	1	1	3	2	1	-	16	0.83
C09	Tonsil	-	-	-	-	-	-	3	-	1	3	2	1	4	1	3	2	-	20	1.03
C10	Oth. Oropharynx	-	-	-	-	-	-	-	-	-	-	1	-	1	1	-	-	-	3	0.16
C11	Nasopharynx	-	-	-	-	3	3	8	10	13	20	16	14	25	7	11	7	-	137	7.08
C12-C13	Hypopharynx	-	-	-	-	-	-	1	-	2	4	5	2	8	3	6	4	-	35	1.81
C14	Pharynx Unspecified	-	-	-	-	-	-	-	-	1	-	2	-	1	1	-	-	-	5	0.26
C15	Oesophagus	-	-	-	-	-	-	-	1	5	6	14	14	11	15	10	13	-	89	4.60
C16	Stomach	-	-	-	-	-	3	1	3	13	16	30	29	32	23	22	25	-	197	10.19
C17	Small Intestine	-	-	-	-	-	-	-	-	-	1	1	-	-	1	1	-	-	4	0.21
C18	Colon	-	-	-	-	2	4	7	6	6	4	10	8	12	5	10	11	-	85	4.40
C19-C20	Rectum	-	-	-	-	-	2	2	3	5	3	7	12	8	3	8	4	-	57	2.95
C21	Anus & Anal Canal	-	-	-	-	-	-	-	-	-	-	-	-	1	-	-	4	-	5	0.26
C22	Liver	-	-	-	-	1	2	4	10	6	13	10	16	7	8	4	4	-	85	4.40
C23-C24	Gallbladder etc.	-	-	-	-	-	1	-	2	8	4	1	-	6	11	8	2	-	43	2.22
C25	Pancreas	-	-	-	-	-	-	1	1	-	-	1	-	5	-	2	2	-	12	0.62
C30-C31	Nose, Sinuses etc.	-	-	-	-	-	-	-	-	-	-	4	1	1	2	-	1	-	9	0.47
C32	Larynx	-	-	-	-	-	1	1	1	1	3	12	8	8	6	8	11	-	60	3.10
C33-C34	Lung etc.	-	-	-	-	1	1	3	6	11	17	34	48	71	69	82	78	-	421	21.77
C37-C38	Other Thoracic Organs	-	-	-	-	-	-	-	-	1	-	-	-	-	-	-	-	-	1	0.05
C40-C41	Bone	-	-	1	5	6	2	3	5	2	2	2	2	1	1	1	3	-	36	1.86
C43	Melanoma of Skin	-	-	-	-	-	-	-	-	-	-	-	-	-	-	-	-	-	-	-
C44	Other Skin	-	-	-	-	-	1	1	1	5	5	1	4	8	4	11	10	-	51	2.64
C45	Mesothelioma	-	-	-	-	-	-	-	-	-	-	-	-	-	-	-	-	-	-	-
C46	Kaposi Sarcoma	-	-	-	-	1	-	2	2	-	-	-	-	-	-	-	-	-	5	0.26
C47+C49	Conn. & Soft Tissue	1	1	1	-	1	2	2	3	-	1	3	4	2	-	2	1	-	24	1.24
C50	Breast	-	-	-	-	-	-	-	2	-	2	1	1	-	-	-	-	-	6	0.31
C60	Penis	-	-	-	-	-	-	4	1	4	1	4	-	3	-	2	4	-	23	1.19
C61	Prostate	-	-	-	-	-	-	-	-	-	-	1	1	4	2	8	14	-	30	1.55
C62	Testis	2	-	1	-	-	-	1	-	-	-	1	-	-	-	-	-	-	5	0.26
C63	Other Male Genital	-	-	-	-	-	-	-	-	-	-	-	-	-	-	-	-	-	-	-
C64	Kidney etc.	2	2	-	-	-	-	1	-	1	3	1	1	3	5	4	4	-	27	1.40
C65	Renal Pelvis	-	-	-	-	-	-	-	-	-	-	-	-	-	-	-	-	-	-	-
C66	Ureter	-	-	-	-	-	-	-	-	-	-	-	-	-	-	-	-	-	-	-
C67	Bladder	-	-	-	-	-	-	-	2	-	6	5	2	9	5	5	14	-	48	2.48
C68	Uns.Urinary Organs	-	-	-	-	-	-	-	-	-	-	-	-	-	-	-	-	-	-	-
C69	Eye	-	-	-	-	-	-	-	1	-	-	2	-	-	-	-	-	-	3	0.16
C70-C72	Brain, Nervous System	1	1	1	1	-	-	3	2	1	1	3	1	2	-	-	-	-	17	0.88
C73	Thyroid	-	-	-	-	1	1	3	3	3	2	2	1	1	1	4	2	-	24	1.24
C74	Adrenal Gland	1	1	-	-	-	-	-	-	-	-	-	-	-	-	-	-	-	2	0.10
C81	Hodgkins Disease	-	1	-	-	-	1	-	2	1	-	-	1	-	-	-	1	-	7	0.36
C82-C85,C96	NHL	1	1	4	1	7	5	4	7	11	6	8	11	10	11	10	14	-	111	5.74
C88	Malig Imn.Prol D	-	-	-	-	-	-	-	-	-	-	-	-	-	-	-	-	-	-	-
C90	Multiple Myeloma	-	-	-	-	-	-	-	-	-	1	1	4	1	4	1	1	-	13	0.67
C91	Lymphoid Leuk.	7	8	6	5	-	1	1	-	-	1	1	-	-	-	-	1	-	31	1.60
C92-C94	Myeloid Leukaemia	1	5	4	5	5	9	4	6	6	5	8	3	2	6	3	2	-	74	3.83
C95	Leukaemia Uns	-	-	-	-	-	-	-	-	-	-	-	1	-	-	-	-	-	1	0.05
O&U *	Other and Uns	-	-	-	-	1	-	1	-	-	2	5	6	5	7	-	2	-	29	1.50
	All Sites	16	20	18	17	29	41	62	84	114	137	219	208	269	213	238	249	-	1934	100.0

* O&U includes the Sites (ICD-10: C26, C39, C48, C75, C76, C77, C78, C79, C80, C97)

**TABLE MRS-3 (b): Number of Incident Cancers by Five Year Age Group and Site (ICD-10):
2006-2008 – Females**

%= Relative Proportion of Cancers of All Sites.

Manipur State

ICD-10	Site	0-4	5-9	10-14	15-19	20-24	25-29	30-34	35-39	40-44	45-49	50-54	55-59	60-64	65-69	70-74	75+	Unkn	Total	%
C00	Lip	-	-	-	-	-	-	-	-	-	-	2	-	-	-	-	-	-	2	0.10
C01-C02	Tongue	-	-	-	-	-	-	1	1	-	1	1	2	1	7	1	2	-	17	0.84
C03-C06	Mouth	-	-	-	-	1	1	-	1	2	3	2	3	2	1	-	5	-	21	1.03
C07-C08	Salivary Gland	-	1	-	-	-	2	2	3	1	3	1	-	5	-	1	1	-	20	0.98
C09	Tonsil	-	-	-	-	-	-	-	-	1	-	1	1	1	-	-	3	-	7	0.34
C10	Oth. Oropharynx	-	-	-	-	-	-	-	-	-	-	-	-	-	-	-	-	-	-	-
C11	Nasopharynx	-	-	-	-	1	3	5	7	9	4	11	6	9	2	4	2	-	63	3.10
C12-C13	Hypopharynx	-	-	-	-	-	-	-	-	1	-	1	1	2	-	2	2	-	9	0.44
C14	Pharynx Unspecified	-	-	-	-	-	-	-	-	1	-	-	-	-	-	-	-	-	1	0.05
C15	Oesophagus	-	-	-	-	-	-	1	-	2	1	6	7	9	9	3	10	-	48	2.36
C16	Stomach	-	-	-	-	2	4	2	5	6	14	14	13	18	17	14	12	-	121	5.95
C17	Small Intestine	-	-	-	-	-	-	-	-	1	2	-	1	-	-	-	-	-	4	0.20
C18	Colon	-	-	-	-	-	-	-	2	-	4	4	7	8	3	5	8	-	41	2.01
C19-C20	Rectum	-	-	-	-	-	7	2	4	5	4	6	3	4	1	1	1	-	38	1.87
C21	Anus & Anal Canal	-	-	-	-	-	1	-	-	-	-	-	-	1	-	-	-	-	2	0.10
C22	Liver	-	-	-	-	1	-	4	-	1	5	5	5	4	5	3	3	-	36	1.77
C23-C24	Gallbladder etc.	-	-	-	-	-	2	3	4	9	13	13	19	22	14	17	20	-	136	6.68
C25	Pancreas	-	-	-	-	1	-	-	-	-	2	2	2	1	-	2	1	-	11	0.54
C30-C31	Nose, Sinuses etc.	-	-	-	-	-	1	-	-	-	-	1	-	2	-	-	1	-	5	0.25
C32	Larynx	-	-	-	-	-	1	2	1	1	2	1	2	6	2	3	2	-	23	1.13
C33-C34	Lung etc.	-	-	-	-	-	1	1	4	6	11	33	37	59	56	49	49	-	306	15.04
C37-C38	Other Thoracic Organs	-	-	-	-	-	1	-	-	-	1	1	1	-	-	-	1	-	5	0.25
C40-C41	Bone	-	-	3	5	3	2	1	1	1	-	1	1	1	1	-	2	-	22	1.08
C43	Melanoma of Skin	-	-	-	-	-	1	-	-	-	-	-	-	-	-	-	-	-	1	0.05
C44	Other Skin	-	-	-	1	-	1	1	4	4	6	7	5	9	7	13	10	-	68	3.34
C45	Mesothelioma	-	-	-	-	-	-	-	-	-	-	-	-	-	-	-	-	-	-	-
C46	Kaposi Sarcoma	-	-	-	-	-	-	-	1	-	-	-	-	-	-	-	-	-	1	0.05
C47+C49	Conn. & Soft Tissue	-	-	-	1	1	2	3	-	2	1	1	2	2	-	-	-	-	15	0.74
C50	Breast	-	-	-	-	4	8	20	27	42	40	42	19	18	15	2	14	-	251	12.33
C51	Vulva	-	-	-	-	2	-	-	4	1	-	2	2	2	1	1	3	-	18	0.88
C52	Vagina	-	-	-	-	-	-	-	1	2	4	-	-	1	-	1	-	-	9	0.44
C53	Cervix Uteri	-	-	-	-	-	5	14	17	33	46	39	31	30	24	11	8	-	258	12.68
C54	Corpus Uteri	-	-	-	-	1	-	-	2	1	-	2	1	-	-	1	-	-	8	0.39
C55	Uterus Unspecified	-	-	-	-	-	-	-	-	-	1	-	-	1	-	-	-	-	2	0.10
C56	Ovary etc.	-	1	2	2	3	6	8	13	15	23	15	5	11	8	1	7	-	120	5.90
C57	Other Female Genital	-	-	-	-	-	-	-	-	-	-	-	-	-	-	-	-	-	-	-
C58	Placenta	-	-	-	-	1	6	3	2	4	-	-	-	-	-	-	-	-	16	0.79
C64	Kidney etc.	-	-	1	-	-	1	-	-	1	-	1	3	1	-	1	-	-	9	0.44
C65	Renal Pelvis	-	-	-	-	-	-	-	-	-	-	-	-	-	-	-	-	-	-	-
C66	Ureter	-	-	-	-	-	-	-	-	-	-	-	-	-	-	-	-	-	-	-
C67	Bladder	-	-	-	-	-	-	2	-	2	-	-	2	2	2	2	2	-	14	0.69
C68	Uns. Urinary Organs	-	-	-	-	-	-	-	-	-	-	-	-	-	-	-	-	-	-	-
C69	Eye	3	-	-	-	-	-	-	-	-	-	-	-	-	-	-	1	-	4	0.20
C70-C72	Brain, Nervous System	-	1	1	-	-	-	-	4	1	1	1	1	3	1	1	-	-	15	0.74
C73	Thyroid	-	-	1	6	9	15	19	16	11	8	7	7	5	8	5	6	-	123	6.04
C74	Adrenal Gland	1	-	-	1	-	-	1	-	-	-	-	1	-	-	-	-	-	4	0.20
C81	Hodgkins Disease	2	-	-	1	-	-	-	-	1	-	2	-	-	-	-	-	-	6	0.29
C82-C85, C96	NHL	-	1	2	2	2	3	3	8	4	5	11	6	3	6	5	4	-	65	3.19
C88	Malig Imn. Prol D	-	-	-	-	-	-	-	-	-	-	-	-	-	-	-	-	-	-	-
C90	Multiple Myeloma	-	-	-	-	-	-	1	-	-	1	-	2	2	2	-	-	-	8	0.39
C91	Lymphoid Leuk.	2	3	3	2	2	1	-	-	1	-	-	-	-	1	-	-	-	15	0.74
C92-C94	Myeloid Leukaemia	-	4	3	3	4	4	4	4	6	3	4	2	3	1	-	3	-	48	2.36
C95	Leukaemia Uns	-	-	-	-	-	-	-	-	-	-	-	-	-	-	-	-	-	-	-
O&U *	Other and Uns	1	-	-	-	-	-	2	6	4	-	1	-	3	-	1	1	-	19	0.93
	All Sites	9	11	16	24	38	79	105	142	182	209	241	200	251	194	150	184	-	2035	100.0

* O&U includes the Sites (ICD-10: C26, C39, C48, C75, C76, C77, C78, C79, C80, C97)

TABLE MRS-4(a):
Average Annual Age Specific, Crude (CR), Age Adjusted (AAR) (with Standard Error (SE)) and
Truncated (35-64 yrs) (TR) Incidence Rate per 100,000 population: 2006-2008 - Males
Manipur State

ICD-10	0-4	5-9	10-14	15-19	20-24	25-29	30-34	35-39	40-44	45-49	50-54	55-59	60-64	65-69	70-74	>75	CR	AAR	SE	TR
C00	-	-	-	-	-	-	-	-	-	-	1.4	2.1	-	-	-	-	0.1	0.15	0.08	0.5
C01-C02	-	-	-	-	-	0.3	-	0.8	1.0	2.2	4.1	3.1	11.9	4.8	7.6	6.6	1.0	1.50	0.25	3.4
C03-C06	-	-	-	-	-	-	0.4	-	2.4	0.6	4.8	6.2	9.3	8.0	11.4	4.9	1.1	1.62	0.26	3.3
C07-C08	-	-	-	-	-	0.3	-	0.8	-	-	3.4	1.0	1.3	4.8	3.8	1.6	0.4	0.59	0.15	1.0
C09	-	-	-	-	-	-	1.1	-	0.5	1.7	1.4	1.0	5.3	1.6	5.7	3.3	0.5	0.74	0.17	1.5
C10	-	-	-	-	-	-	-	-	-	-	0.7	-	1.3	1.6	-	-	0.1	0.14	0.08	0.3
C11	-	-	-	-	0.8	1.0	2.9	4.0	6.3	11.1	11.0	14.4	33.1	11.2	20.9	11.5	3.7	5.03	0.45	12.1
C12-C13	-	-	-	-	-	-	0.4	-	1.0	2.2	3.4	2.1	10.6	4.8	11.4	6.6	1.0	1.39	0.24	2.8
C14	-	-	-	-	-	-	-	-	0.5	-	1.4	-	1.3	1.6	-	-	0.1	0.20	0.09	0.5
C15	-	-	-	-	-	-	-	0.4	2.4	3.3	9.6	14.4	14.6	23.9	19.0	21.4	2.4	3.54	0.38	6.5
C16	-	-	-	-	-	1.0	0.4	1.2	6.3	8.9	20.6	29.8	42.4	36.7	41.7	41.1	5.4	7.76	0.56	15.8
C17	-	-	-	-	-	-	-	-	-	0.6	0.7	-	-	1.6	1.9	-	0.1	0.15	0.08	0.2
C18	-	-	-	-	0.5	1.3	2.5	2.4	2.9	2.2	6.9	8.2	15.9	8.0	19.0	18.1	2.3	3.04	0.34	5.7
C19-C20	-	-	-	-	-	0.6	0.7	1.2	2.4	1.7	4.8	12.4	10.6	4.8	15.2	6.6	1.6	2.15	0.29	4.8
C21	-	-	-	-	-	-	-	-	-	-	-	-	1.3	-	-	6.6	0.1	0.18	0.08	0.2
C22	-	-	-	-	0.3	0.6	1.4	4.0	2.9	7.2	6.9	16.5	9.3	12.8	7.6	6.6	2.3	3.05	0.34	7.2
C23-C24	-	-	-	-	-	0.3	-	0.8	3.9	2.2	0.7	-	8.0	17.5	15.2	3.3	1.2	1.69	0.26	2.5
C25	-	-	-	-	-	-	0.4	0.4	-	-	0.7	-	6.6	-	3.8	3.3	0.3	0.49	0.15	1.0
C30-C31	-	-	-	-	-	-	-	-	-	-	2.8	1.0	1.3	3.2	-	1.6	0.2	0.36	0.12	0.7
C32	-	-	-	-	-	0.3	0.4	0.4	0.5	1.7	8.3	8.2	10.6	9.6	15.2	18.1	1.6	2.32	0.31	4.3
C33-C34	-	-	-	-	0.3	0.3	1.1	2.4	5.3	9.5	23.4	49.4	94.1	110.0	155.6	128.3	11.5	17.03	0.85	25.6
C37-C38	-	-	-	-	-	-	-	-	0.5	-	-	-	-	-	-	-	-	0.03	0.03	0.1
C40-C41	-	-	0.2	1.2	1.6	0.6	1.1	2.0	1.0	1.1	1.4	2.1	1.3	1.6	1.9	4.9	1.0	1.01	0.17	1.4
C43	-	-	-	-	-	-	-	-	-	-	-	-	-	-	-	-	-	-	-	-
C44	-	-	-	-	-	0.3	0.4	0.4	2.4	2.8	0.7	4.1	10.6	6.4	20.9	16.5	1.4	1.94	0.28	3.1
C45	-	-	-	-	-	-	-	-	-	-	-	-	-	-	-	-	-	-	-	-
C46	-	-	-	-	0.3	-	0.7	0.8	-	-	-	-	-	-	-	-	0.1	0.11	0.05	0.2
C47+C49	0.3	0.3	0.2	-	0.3	0.6	0.7	1.2	-	0.6	2.1	4.1	2.7	-	3.8	1.6	0.7	0.79	0.17	1.5
C50	-	-	-	-	-	-	-	0.8	-	1.1	0.7	1.0	-	-	-	-	0.2	0.19	0.08	0.6
C60	-	-	-	-	-	-	1.4	0.4	1.9	0.6	2.8	-	4.0	-	3.8	6.6	0.6	0.76	0.17	1.5
C61	-	-	-	-	-	-	-	-	-	-	0.7	1.0	5.3	3.2	15.2	23.0	0.8	1.15	0.21	0.9
C62	0.6	-	0.2	-	-	-	0.4	-	-	-	0.7	-	-	-	-	-	0.1	0.15	0.07	0.1
C63	-	-	-	-	-	-	-	-	-	-	-	-	-	-	-	-	-	-	-	-
C64	0.6	0.5	-	-	-	-	0.4	-	0.5	1.7	0.7	1.0	4.0	8.0	7.6	6.6	0.7	1.03	0.20	1.2
C65	-	-	-	-	-	-	-	-	-	-	-	-	-	-	-	-	-	-	-	-
C66	-	-	-	-	-	-	-	-	-	-	-	-	-	-	-	-	-	-	-	-
C67	-	-	-	-	-	-	-	0.8	-	3.3	3.4	2.1	11.9	8.0	9.5	23.0	1.3	1.87	0.28	3.2
C68	-	-	-	-	-	-	-	-	-	-	-	-	-	-	-	-	-	-	-	-
C69	-	-	-	-	-	-	-	0.4	-	-	1.4	-	-	-	-	-	0.1	0.09	0.05	0.3
C70-C72	0.3	0.3	0.2	0.2	-	-	1.1	0.8	0.5	0.6	2.1	1.0	2.7	-	-	-	0.5	0.53	0.14	1.2
C73	-	-	-	-	0.3	0.3	1.1	1.2	1.5	1.1	1.4	1.0	1.3	1.6	7.6	3.3	0.7	0.77	0.16	1.3
C74	0.3	0.3	-	-	-	-	-	-	-	-	-	-	-	-	-	-	0.1	0.06	0.05	-
C81	-	0.3	-	-	-	0.3	-	0.8	0.5	-	-	1.0	-	-	-	1.6	0.2	0.20	0.08	0.4
C82-C85,C96	0.3	0.3	0.9	0.2	1.9	1.6	1.4	2.8	5.3	3.3	5.5	11.3	13.3	17.5	19.0	23.0	3.0	3.84	0.38	6.3
C88	-	-	-	-	-	-	-	-	-	-	-	-	-	-	-	-	-	-	-	-
C90	-	-	-	-	-	-	-	-	-	0.6	0.7	4.1	1.3	6.4	1.9	1.6	0.4	0.55	0.15	0.9
C91	2.2	2.0	1.3	1.2	-	0.3	0.4	-	-	0.6	0.7	-	-	-	-	1.6	0.8	0.84	0.16	0.2
C92-C94	0.3	1.3	0.9	1.2	1.3	2.9	1.4	2.4	2.9	2.8	5.5	3.1	2.7	9.6	5.7	3.3	2.0	2.23	0.27	3.2
C95	-	-	-	-	-	-	-	-	-	-	-	1.0	-	-	-	-	-	0.04	0.04	0.1
O&U *	-	-	-	-	0.3	-	0.4	-	-	1.1	3.4	6.2	6.6	11.2	-	3.3	0.8	1.19	0.23	2.4
All	5.0	5.0	4.0	4.2	7.7	13.0	22.3	33.4	55.2	76.4	150.6	214.1	356.7	339.6	451.5	409.7	52.7	72.5	1.70	129.8

TABLE MRS-4(b):
Average Annual Age Specific, Crude (CR), Age Adjusted (AAR) (with Standard Error (SE)) and
Truncated (35-64 yrs) (TR) Incidence Rate per 100,000 population: 2006-2008 - Females
Manipur State

ICD-10	0-4	5-9	10-14	15-19	20-24	25-29	30-34	35-39	40-44	45-49	50-54	55-59	60-64	65-69	70-74	>75	CR	AAR	SE	TR
C00	-	-	-	-	-	-	-	-	-	-	1.5	-	-	-	-	-	0.1	0.08	0.05	0.2
C01-C02	-	-	-	-	-	-	0.4	0.4	-	0.6	0.8	2.2	1.2	10.3	1.8	3.3	0.5	0.66	0.16	0.7
C03-C06	-	-	-	-	0.3	0.3	-	0.4	1.0	1.7	1.5	3.3	2.5	1.5	-	8.1	0.6	0.74	0.17	1.6
C07-C08	-	0.3	-	-	-	0.6	0.7	1.2	0.5	1.7	0.8	-	6.2	-	1.8	1.6	0.5	0.67	0.16	1.6
C09	-	-	-	-	-	-	-	-	0.5	-	0.8	1.1	1.2	-	-	4.9	0.2	0.26	0.10	0.5
C10	-	-	-	-	-	-	-	-	-	-	-	-	-	-	-	-	-	-	-	-
C11	-	-	-	-	0.3	0.9	1.8	2.7	4.3	2.3	8.3	6.6	11.2	2.9	7.4	3.3	1.7	2.19	0.29	5.4
C12-C13	-	-	-	-	-	-	-	-	0.5	-	0.8	1.1	2.5	-	3.7	3.3	0.2	0.35	0.12	0.7
C14	-	-	-	-	-	-	-	-	0.5	-	-	-	-	-	-	-	-	0.03	0.03	0.1
C15	-	-	-	-	-	-	0.4	-	1.0	0.6	4.5	7.7	11.2	13.2	5.5	16.3	1.3	1.93	0.28	3.5
C16	-	-	-	-	0.5	1.2	0.7	1.9	2.9	7.9	10.5	14.3	22.4	25.0	25.8	19.5	3.3	4.59	0.43	8.9
C17	-	-	-	-	-	-	-	-	0.5	1.1	-	1.1	-	-	-	-	0.1	0.14	0.07	0.5
C18	-	-	-	-	-	-	-	0.8	-	2.3	3.0	7.7	10.0	4.4	9.2	13.0	1.1	1.61	0.26	3.3
C19-C20	-	-	-	-	-	2.1	0.7	1.5	2.4	2.3	4.5	3.3	5.0	1.5	1.8	1.6	1.0	1.25	0.21	3.0
C21	-	-	-	-	-	0.3	-	-	-	-	-	-	1.2	-	-	-	0.1	0.07	0.06	0.2
C22	-	-	-	-	0.3	-	1.5	-	0.5	2.8	3.8	5.5	5.0	7.3	5.5	4.9	1.0	1.34	0.23	2.6
C23-C24	-	-	-	-	-	0.6	1.1	1.5	4.3	7.3	9.8	20.8	27.4	20.6	31.3	32.5	3.7	5.22	0.46	10.4
C25	-	-	-	-	0.3	-	-	-	-	1.1	1.5	2.2	1.2	-	3.7	1.6	0.3	0.41	0.13	0.9
C30-C31	-	-	-	-	-	0.3	-	-	-	-	0.8	-	2.5	-	-	1.6	0.1	0.19	0.09	0.4
C32	-	-	-	-	-	0.3	0.7	0.4	0.5	1.1	0.8	2.2	7.5	2.9	5.5	3.3	0.6	0.88	0.19	1.8
C33-C34	-	-	-	-	-	0.3	0.4	1.5	2.9	6.2	24.8	40.6	73.5	82.2	90.2	79.7	8.4	12.35	0.72	20.8
C37-C38	-	-	-	-	-	0.3	-	-	-	0.6	0.8	1.1	-	-	-	1.6	0.1	0.17	0.08	0.4
C40-C41	-	-	0.7	1.2	0.8	0.6	0.4	0.4	0.5	-	0.8	1.1	1.2	1.5	-	3.3	0.6	0.60	0.13	0.6
C43	-	-	-	-	-	0.3	-	-	-	-	-	-	-	-	-	-	-	0.02	0.02	-
C44	-	-	-	0.2	-	0.3	0.4	1.5	1.9	3.4	5.3	5.5	11.2	10.3	23.9	16.3	1.9	2.52	0.31	4.3
C45	-	-	-	-	-	-	-	-	-	-	-	-	-	-	-	-	-	-	-	-
C46	-	-	-	-	-	-	-	0.4	-	-	-	-	-	-	-	-	-	0.02	0.02	0.1
C47+C49	-	-	-	0.2	0.3	0.6	1.1	-	1.0	0.6	0.8	2.2	2.5	-	-	-	0.4	0.47	0.13	1.0
C50	-	-	-	-	1.0	2.4	7.4	10.4	20.2	22.6	31.6	20.8	22.4	22.0	3.7	22.8	6.9	8.41	0.55	21.0
C51	-	-	-	-	0.5	-	-	1.5	0.5	-	1.5	2.2	2.5	1.5	1.8	4.9	0.5	0.60	0.15	1.2
C52	-	-	-	-	-	-	-	0.4	1.0	2.3	-	-	1.2	-	1.8	-	0.2	0.30	0.10	0.9
C53	-	-	-	-	-	1.5	5.2	6.5	15.9	25.9	29.3	34.0	37.4	35.2	20.2	13.0	7.1	9.38	0.60	23.3
C54	-	-	-	-	0.3	-	-	0.8	0.5	-	1.5	1.1	-	-	1.8	-	0.2	0.25	0.09	0.6
C55	-	-	-	-	-	-	-	-	-	0.6	-	-	1.2	-	-	-	0.1	0.08	0.06	0.3
C56	-	0.3	0.5	0.5	0.8	1.8	3.0	5.0	7.2	13.0	11.3	5.5	13.7	11.7	1.8	11.4	3.3	3.96	0.37	9.2
C57	-	-	-	-	-	-	-	-	-	-	-	-	-	-	-	-	-	-	-	-
C58	-	-	-	-	0.3	1.8	1.1	0.8	1.9	-	-	-	-	-	-	-	0.4	0.39	0.10	0.5
C64	-	-	0.2	-	-	0.3	-	-	0.5	-	0.8	3.3	1.2	-	1.8	-	0.2	0.33	0.11	0.8
C65	-	-	-	-	-	-	-	-	-	-	-	-	-	-	-	-	-	-	-	-
C66	-	-	-	-	-	-	-	-	-	-	-	-	-	-	-	-	-	-	-	-
C67	-	-	-	-	-	-	0.7	-	1.0	-	-	2.2	2.5	2.9	3.7	3.3	0.4	0.52	0.14	0.8
C68	-	-	-	-	-	-	-	-	-	-	-	-	-	-	-	-	-	-	-	-
C69	1.0	-	-	-	-	-	-	-	-	-	-	-	-	-	-	1.6	0.1	0.15	0.08	-
C70-C72	-	0.3	0.2	-	-	-	-	1.5	0.5	0.6	0.8	1.1	3.7	1.5	1.8	-	0.4	0.51	0.14	1.2
C73	-	-	0.2	1.5	2.3	4.5	7.0	6.2	5.3	4.5	5.3	7.7	6.2	11.7	9.2	9.8	3.4	3.63	0.34	5.7
C74	0.3	-	-	0.2	-	-	0.4	-	-	-	-	1.1	-	-	-	-	0.1	0.13	0.07	0.1
C81	0.7	-	-	0.2	-	-	-	-	0.5	-	1.5	-	-	-	-	-	0.2	0.21	0.09	0.3
C82-C85,C96	-	0.3	0.5	0.5	0.5	0.9	1.1	3.1	1.9	2.8	8.3	6.6	3.7	8.8	9.2	6.5	1.8	2.17	0.28	4.2
C88	-	-	-	-	-	-	-	-	-	-	-	-	-	-	-	-	-	-	-	-
C90	-	-	-	-	-	-	0.4	-	-	0.6	-	2.2	2.5	2.9	-	-	0.2	0.33	0.12	0.7
C91	0.7	0.8	0.7	0.5	0.5	0.3	-	-	0.5	-	-	-	-	1.5	-	-	0.4	0.40	0.11	0.1
C92-C94	-	1.1	0.7	0.7	1.0	1.2	1.5	1.5	2.9	1.7	3.0	2.2	3.7	1.5	-	4.9	1.3	1.40	0.21	2.4
C95	-	-	-	-	-	-	-	-	-	-	-	-	-	-	-	-	-	-	-	-
O&U *	0.3	-	-	-	-	-	0.7	2.3	1.9	-	0.8	-	3.7	-	1.8	1.6	0.5	0.59	0.14	1.4
All	3.0	2.9	3.8	5.9	9.7	23.7	38.8	54.7	87.6	117.9	181.2	219.5	312.8	284.8	276.0	299.2	55.9	72.5	1.65	148.3

**TABLE MRS-5(a): Number (#) and Proportion (%) of Cancers by Site (ICD-10) and Method of Diagnosis: 2006-2008 - Males
Manipur State**

ICD-10 -	Site	Clinical		Microscopic		X-Ray / Imaging		DCO		Others		Unknown		Total	
		#	%	#	%	#	%	#	%	#	%	#	%	#	%
C00	Lip	-	-	4	100.0	-	-	-	-	-	-	-	-	4	100.0
C01-C02	Tongue	-	-	37	97.4	1	2.6	-	-	-	-	-	-	38	100.0
C03-C06	Mouth	-	-	40	97.6	1	2.4	-	-	-	-	-	-	41	100.0
C07-C08	Salivary Gland	-	-	16	100.0	-	-	-	-	-	-	-	-	16	100.0
C09	Tonsil	-	-	19	95.0	1	5.0	-	-	-	-	-	-	20	100.0
C10	Oth. Oropharynx	-	-	3	100.0	-	-	-	-	-	-	-	-	3	100.0
C11	Nasopharynx	-	-	135	98.5	2	1.5	-	-	-	-	-	-	137	100.0
C12-C13	Hypopharynx	-	-	35	100.0	-	-	-	-	-	-	-	-	35	100.0
C14	Pharynx Unspecified	-	-	5	100.0	-	-	-	-	-	-	-	-	5	100.0
C15	Oesophagus	-	-	86	96.6	2	2.2	1	1.1	-	-	-	-	89	100.0
C16	Stomach	-	-	191	97.0	2	1.0	1	0.5	2	1.0	1	0.5	197	100.0
C17	Small Intestine	-	-	4	100.0	-	-	-	-	-	-	-	-	4	100.0
C18	Colon	-	-	81	95.3	-	-	3	3.5	-	-	1	1.2	85	100.0
C19-C20	Rectum	-	-	56	98.2	1	1.8	-	-	-	-	-	-	57	100.0
C21	Anus & Anal Canal	-	-	5	100.0	-	-	-	-	-	-	-	-	5	100.0
C22	Liver	-	-	73	85.9	2	2.4	-	-	10	11.8	-	-	85	100.0
C23-C24	Gallbladder etc.	-	-	39	90.7	4	9.3	-	-	-	-	-	-	43	100.0
C25	Pancreas	-	-	9	75.0	2	16.7	-	-	1	8.3	-	-	12	100.0
C30-C31	Nose, Sinuses etc.	-	-	9	100.0	-	-	-	-	-	-	-	-	9	100.0
C32	Larynx	-	-	59	98.3	-	-	-	-	-	-	1	1.7	60	100.0
C33-C34	Lung etc.	-	-	370	87.9	43	10.2	5	1.2	1	0.2	2	0.5	421	100.0
C37-C38	Other Thoracic Organs	-	-	1	100.0	-	-	-	-	-	-	-	-	1	100.0
C40-C41	Bone	-	-	32	88.9	3	8.3	1	2.8	-	-	-	-	36	100.0
C43	Melanoma of Skin	-	-	-	-	-	-	-	-	-	-	-	-	-	-
C44	Other Skin	-	-	50	98.0	-	-	-	-	-	-	1	2.0	51	100.0
C45	Mesothelioma	-	-	-	-	-	-	-	-	-	-	-	-	-	-
C46	Kaposi Sarcoma	-	-	5	100.0	-	-	-	-	-	-	-	-	5	100.0
C47 + C49	Conn. & Soft Tissue	-	-	23	95.8	1	4.2	-	-	-	-	-	-	24	100.0
C50	Breast	-	-	6	100.0	-	-	-	-	-	-	-	-	6	100.0
C60	Penis	-	-	23	100.0	-	-	-	-	-	-	-	-	23	100.0
C61	Prostate	-	-	27	90.0	2	6.7	-	-	1	3.3	-	-	30	100.0
C62	Testis	-	-	5	100.0	-	-	-	-	-	-	-	-	5	100.0
C63	Other Male Genital	-	-	-	-	-	-	-	-	-	-	-	-	-	-
C64	Kidney etc.	-	-	26	96.3	1	3.7	-	-	-	-	-	-	27	100.0
C65	Renal Pelvis	-	-	-	-	-	-	-	-	-	-	-	-	-	-
C66	Ureter	-	-	-	-	-	-	-	-	-	-	-	-	-	-
C67	Bladder	-	-	45	93.8	-	-	-	-	3	6.3	-	-	48	100.0
C68	Uns. Urinary Organs	-	-	-	-	-	-	-	-	-	-	-	-	-	-
C69	Eye	-	-	3	100.0	-	-	-	-	-	-	-	-	3	100.0
C70-C72	Brain, Nervous System	-	-	8	47.1	8	47.1	-	-	1	5.9	-	-	17	100.0
C73	Thyroid	-	-	24	100.0	-	-	-	-	-	-	-	-	24	100.0
C74	Adrenal Gland	-	-	2	100.0	-	-	-	-	-	-	-	-	2	100.0
C81	Hodgkins Disease	-	-	6	85.7	-	-	-	-	1	14.3	-	-	7	100.0
C82-C85,C96	NHL	-	-	109	98.2	1	0.9	1	0.9	-	-	-	-	111	100.0
C88	Malig Imn.Prol D	-	-	-	-	-	-	-	-	-	-	-	-	-	-
C90	Multiple Myeloma	-	-	13	100.0	-	-	-	-	-	-	-	-	13	100.0
C91	Lymphoid Leuk.	-	-	31	100.0	-	-	-	-	-	-	-	-	31	100.0
C92-C94	Myeloid Leukaemia	-	-	69	93.2	-	-	5	6.8	-	-	-	-	74	100.0
C95	Leukaemia Uns	-	-	1	100.0	-	-	-	-	-	-	-	-	1	100.0
O&U *	Other and Uns	-	-	21	72.4	4	13.8	-	-	2	6.9	2	6.9	29	100.0
	All Sites	-	-	1806	93.4	81	4.2	17	-	22.0	1.1	8	0.4	1934	100.0

**TABLE MRS-5(b): Number (#) and Proportion (%) of Cancers by Site (ICD-10) and Method of Diagnosis : 2006-2008 - Females
Manipur State**

ICD-10 -	Site	Clinical		Microscopic		X-Ray / Imaging		DCO		Others		Unknown		Total	
		#	%	#	%	#	%	#	%	#	%	#	%	#	%
C00	Lip	-	-	2	100.0	-	-	-	-	-	-	-	-	2	100.0
C01-C02	Tongue	-	-	17	100.0	-	-	-	-	-	-	-	-	17	100.0
C03-C06	Mouth	-	-	20	95.2	1	4.8	-	-	-	-	-	-	21	100.0
C07-C08	Salivary Gland	-	-	20	100.0	-	-	-	-	-	-	-	-	20	100.0
C09	Tonsil	-	-	7	100.0	-	-	-	-	-	-	-	-	7	100.0
C10	Oth. Oropharynx	-	-	-	-	-	-	-	-	-	-	-	-	-	-
C11	Nasopharynx	-	-	62	98.4	-	-	-	-	-	-	1	1.6	63	100.0
C12-C13	Hypopharynx	-	-	8	88.9	-	-	-	-	-	-	1	11.1	9	100.0
C14	Pharynx Unspecified	-	-	1	100.0	-	-	-	-	-	-	-	-	1	100.0
C15	Oesophagus	-	-	45	93.8	3	6.3	-	-	-	-	-	-	48	100.0
C16	Stomach	-	-	120	99.2	-	-	1	0.8	-	-	-	-	121	100.0
C17	Small Intestine	-	-	4	100.0	-	-	-	-	-	-	-	-	4	100.0
C18	Colon	-	-	39	95.1	1	2.4	-	-	-	-	1	2.4	41	100.0
C19-C20	Rectum	-	-	38	100.0	-	-	-	-	-	-	-	-	38	100.0
C21	Anus & Anal Canal	-	-	2	100.0	-	-	-	-	-	-	-	-	2	100.0
C22	Liver	-	-	31	86.1	3	8.3	1	2.8	1	2.8	-	-	36	100.0
C23-C24	Gallbladder etc.	-	-	129	94.9	4	2.9	1	0.7	2	1.5	-	-	136	100.0
C25	Pancreas	-	-	10	90.9	1	9.1	-	-	-	-	-	-	11	100.0
C30-C31	Nose, Sinuses etc.	-	-	5	100.0	-	-	-	-	-	-	-	-	5	100.0
C32	Larynx	-	-	20	87.0	1	4.3	-	-	1	4.3	1	4.3	23	100.0
C33-C34	Lung etc.	1	0.3	261	85.3	39	12.7	4	1.3	1	0.3	-	-	306	100.0
C37-C38	Other Thoracic Organs	-	-	5	100.0	-	-	-	-	-	-	-	-	5	100.0
C40-C41	Bone	-	-	20	90.9	2	9.1	-	-	-	-	-	-	22	100.0
C43	Melanoma of Skin	-	-	-	-	1	100.0	-	-	-	-	-	-	1	100.0
C44	Other Skin	-	-	65	95.6	2	2.9	-	-	-	-	1	1.5	68	100.0
C45	Mesothelioma	-	-	-	-	-	-	-	-	-	-	-	-	-	-
C46	Kaposi Sarcoma	-	-	1	100.0	-	-	-	-	-	-	-	-	1	100.0
C47+C49	Conn. & Soft Tissue	-	-	15	100.0	-	-	-	-	-	-	-	-	15	100.0
C50	Breast	1	0.4	245	97.6	4	1.6	-	-	-	-	1	0.4	251	100.0
C51	Vulva	-	-	18	100.0	-	-	-	-	-	-	-	-	18	100.0
C52	Vagina	-	-	9	100.0	-	-	-	-	-	-	-	-	9	100.0
C53	Cervix Uteri	-	-	254	98.4	-	-	-	-	2	0.8	2	0.8	258	100.0
C54	Corpus Uteri	-	-	8	100.0	-	-	-	-	-	-	-	-	8	100.0
C55	Uterus Unspecified	-	-	2	100.0	-	-	-	-	-	-	-	-	2	100.0
C56	Ovary etc.	-	-	112	93.3	1	0.8	2	1.7	5	4.2	-	-	120	100.0
C57	Other Female Genital	-	-	-	-	-	-	-	-	-	-	-	-	-	-
C58	Placenta	-	-	14	87.5	-	-	1	6.3	1	6.3	-	-	16	100.0
C64	Kidney etc.	-	-	9	100.0	-	-	-	-	-	-	-	-	9	100.0
C65	Renal Pelvis	-	-	-	-	-	-	-	-	-	-	-	-	-	-
C66	Ureter	-	-	-	-	-	-	-	-	-	-	-	-	-	-
C67	Bladder	-	-	14	100.0	-	-	-	-	-	-	-	-	14	100.0
C68	Uns.Urinary Organs	-	-	-	-	-	-	-	-	-	-	-	-	-	-
C69	Eye	-	-	3	75.0	1	25.0	-	-	-	-	-	-	4	100.0
C70-C72	Brain, Nervous System	-	-	8	53.3	6	40.0	-	-	1	6.7	-	-	15	100.0
C73	Thyroid	-	-	118	95.9	2	1.6	-	-	1	0.8	2	1.6	123	100.0
C74	Adrenal Gland	-	-	2	50.0	1	25.0	-	-	1	25.0	-	-	4	100.0
C81	Hodgkins Disease	-	-	5	83.3	1	16.7	-	-	-	-	-	-	6	100.0
C82-C85,C96	NHL	-	-	63	96.9	1	1.5	1	1.5	-	-	-	-	65	100.0
C88	Malig Imn.Prol D	-	-	-	-	-	-	-	-	-	-	-	-	-	-
C90	Multiple Myeloma	-	-	8	100.0	-	-	-	-	-	-	-	-	8	100.0
C91	Lymphoid Leuk.	-	-	14	93.3	-	-	1	6.7	-	-	-	-	15	100.0
C92-C94	Myeloid Leukaemia	-	-	45	93.8	-	-	3	6.3	-	-	-	-	48	100.0
C95	Leukaemia Uns	-	-	-	-	-	-	-	-	-	-	-	-	-	-
O&U *	Other and Uns	-	-	18	94.7	1	5.3	-	-	-	-	-	-	19	100.0
	All Sites	2	0.1	1916	94.2	76	3.7	15	-	16.1	0.8	10	0.5	2035	100.0

TABLE MRS-6(a): Number (#) and Proportion (%) of Cancers by Site (ICD-10) and Detailed Microscopic Diagnosis: 2006-2008 - Males : Manipur State

ICD-10 -	Site	Pri. Hist		Sec. Hist		Cytology		Blood Film		Bone Marrow		Others		Total	
		#	%	#	%	#	%	#	%	#	%	#	%	#	%
C00	Lip	3	75.0	-	-	1	25.0	-	-	-	-	-	-	4	100.0
C01-C02	Tongue	25	65.8	-	-	12	31.6	-	-	-	-	1	2.6	38	100.0
C03-C06	Mouth	32	78.0	1	2.4	7	17.1	-	-	-	-	1	2.4	41	100.0
C07-C08	Salivary Gland	4	25.0	-	-	12	75.0	-	-	-	-	-	-	16	100.0
C09	Tonsil	6	30.0	-	-	13	65.0	-	-	-	-	1	5.0	20	100.0
C10	Oth. Oropharynx	2	66.7	-	-	1	33.3	-	-	-	-	-	-	3	100.0
C11	Nasopharynx	63	46.0	6	4.4	66	48.2	-	-	-	-	2	1.5	137	100.0
C12-C13	Hypopharynx	22	62.9	-	-	13	37.1	-	-	-	-	-	-	35	100.0
C14	Pharynx Unspecified	4	80.0	-	-	1	20.0	-	-	-	-	-	-	5	100.0
C15	Oesophagus	71	79.8	1	1.1	14	15.7	-	-	-	-	3	3.4	89	100.0
C16	Stomach	150	76.1	10	5.1	31	15.7	-	-	-	-	6	3.0	197	100.0
C17	Small Intestine	4	100.0	-	-	-	-	-	-	-	-	-	-	4	100.0
C18	Colon	58	68.2	6	7.1	17	20.0	-	-	-	-	4	4.7	85	100.0
C19-C20	Rectum	50	87.7	2	3.5	4	7.0	-	-	-	-	1	1.8	57	100.0
C21	Anus & Anal Canal	5	100.0	-	-	-	-	-	-	-	-	-	-	5	100.0
C22	Liver	7	8.2	-	-	66	77.6	-	-	-	-	12	14.1	85	100.0
C23-C24	Gallbladder etc.	17	39.5	-	-	22	51.2	-	-	-	-	4	9.3	43	100.0
C25	Pancreas	1	8.3	-	-	8	66.7	-	-	-	-	3	25.0	12	100.0
C30-C31	Nose, Sinuses etc.	7	77.8	1	11.1	1	11.1	-	-	-	-	-	-	9	100.0
C32	Larynx	44	73.3	-	-	15	25.0	-	-	-	-	1	1.7	60	100.0
C33-C34	Lung etc.	29	6.9	8	1.9	332	78.9	-	-	1	0.2	51	12.1	421	100.0
C37-C38	Other Thoracic Organs	-	-	-	-	1	100.0	-	-	-	-	-	-	1	100.0
C40-C41	Bone	10	27.8	1	2.8	21	58.3	-	-	-	-	4	11.1	36	100.0
C43	Melanoma of Skin	-	-	-	-	-	-	-	-	-	-	-	-	-	-
C44	Other Skin	38	74.5	-	-	12	23.5	-	-	-	-	1	2.0	51	100.0
C45	Mesothelioma	-	-	-	-	-	-	-	-	-	-	-	-	-	-
C46	Kaposi Sarcoma	3	60.0	-	-	2	40.0	-	-	-	-	-	-	5	100.0
C47 + C49	Conn. & Soft Tissue	12	50.0	-	-	11	45.8	-	-	-	-	1	4.2	24	100.0
C50	Breast	2	33.3	-	-	4	66.7	-	-	-	-	-	-	6	100.0
C60	Penis	18	78.3	-	-	5	21.7	-	-	-	-	-	-	23	100.0
C61	Prostate	23	76.7	1	3.3	3	10.0	-	-	-	-	3	10.0	30	100.0
C62	Testis	3	60.0	-	-	2	40.0	-	-	-	-	-	-	5	100.0
C63	Other Male Genital	-	-	-	-	-	-	-	-	-	-	-	-	-	-
C64	Kidney etc.	14	51.9	-	-	12	44.4	-	-	-	-	1	3.7	27	100.0
C65	Renal Pelvis	-	-	-	-	-	-	-	-	-	-	-	-	-	-
C66	Ureter	-	-	-	-	-	-	-	-	-	-	-	-	-	-
C67	Bladder	41	85.4	-	-	4	8.3	-	-	-	-	3	6.3	48	100.0
C68	Uns. Urinary Organs	-	-	-	-	-	-	-	-	-	-	-	-	-	-
C69	Eye	1	33.3	-	-	2	66.7	-	-	-	-	-	-	3	100.0
C70-C72	Brain, Nervous System	5	29.4	-	-	3	17.6	-	-	-	-	9	52.9	17	100.0
C73	Thyroid	11	45.8	1	4.2	12	50.0	-	-	-	-	-	-	24	100.0
C74	Adrenal Gland	-	-	-	-	2	100.0	-	-	-	-	-	-	2	100.0
C81	Hodgkins Disease	3	42.9	-	-	3	42.9	-	-	-	-	1	14.3	7	100.0
C82-C85,C96	NHL	31	27.9	-	-	72	64.9	-	-	6	5.4	2	1.8	111	100.0
C88	Malig Imn.Prol D	-	-	-	-	-	-	-	-	-	-	-	-	-	-
C90	Multiple Myeloma	-	-	-	-	2	15.4	-	-	11	84.6	-	-	13	100.0
C91	Lymphoid Leuk.	-	-	-	-	1	3.2	-	-	30	96.8	-	-	31	100.0
C92-C94	Myeloid Leukaemia	-	-	-	-	-	-	-	-	69	93.2	5	6.8	74	100.0
C95	Leukaemia Uns	-	-	-	-	1	100.0	-	-	-	-	-	-	1	100.0
O&U *	Other and Uns	8	27.6	2	6.9	11	37.9	-	-	-	-	8	27.6	29	100.0
	All Sites	827	42.8	40	2.1	822	42.5	-	-	117	6.0	128	6.6	1934	100.0

TABLE MRS-6(b): Number (#) and Proportion (%) of Cancers by Site (ICD-10) and Detailed Microscopic Diagnosis: 2006-2008 - Females : Manipur State

ICD-10	Site	Pri. Hist		Sec. Hist		Cytology		Blood Film		Bone Marrow		Others		Total	
		#	%	#	%	#	%	#	%	#	%	#	%	#	%
C00	Lip	2	100.0	-	-	-	-	-	-	-	-	-	-	2	100.0
C01-C02	Tongue	11	64.7	1	5.9	5	29.4	-	-	-	-	-	-	17	100.0
C03-C06	Mouth	11	52.4	-	-	9	42.9	-	-	-	-	1	4.8	21	100.0
C07-C08	Salivary Gland	8	40.0	-	-	12	60.0	-	-	-	-	-	-	20	100.0
C09	Tonsil	3	42.9	-	-	4	57.1	-	-	-	-	-	-	7	100.0
C10	Oth. Oropharynx	-	-	-	-	-	-	-	-	-	-	-	-	-	-
C11	Nasopharynx	28	44.4	3	4.8	30	47.6	-	-	1	1.6	1	1.6	63	100.0
C12-C13	Hypopharynx	4	44.4	1	11.1	3	33.3	-	-	-	-	1	11.1	9	100.0
C14	Pharynx Unspecified	1	100.0	-	-	-	-	-	-	-	-	-	-	1	100.0
C15	Oesophagus	36	75.0	-	-	9	18.8	-	-	-	-	3	6.3	48	100.0
C16	Stomach	87	71.9	5	4.1	28	23.1	-	-	-	-	1	0.8	121	100.0
C17	Small Intestine	4	100.0	-	-	-	-	-	-	-	-	-	-	4	100.0
C18	Colon	26	63.4	2	4.9	11	26.8	-	-	-	-	2	4.9	41	100.0
C19-C20	Rectum	33	86.8	1	2.6	4	10.5	-	-	-	-	-	-	38	100.0
C21	Anus & Anal Canal	2	100.0	-	-	-	-	-	-	-	-	-	-	2	100.0
C22	Liver	5	13.9	1	2.8	25	69.4	-	-	-	-	5	13.9	36	100.0
C23-C24	Gallbladder etc.	59	43.4	3	2.2	67	49.3	-	-	-	-	7	5.1	136	100.0
C25	Pancreas	1	9.1	1	9.1	8	72.7	-	-	-	-	1	9.1	11	100.0
C30-C31	Nose, Sinuses etc.	4	80.0	-	-	1	20.0	-	-	-	-	-	-	5	100.0
C32	Larynx	13	56.5	1	4.3	6	26.1	-	-	-	-	3	13.0	23	100.0
C33-C34	Lung etc.	15	4.9	3	1.0	243	79.4	-	-	-	-	45	14.7	306	100.0
C37-C38	Other Thoracic Organs	2	40.0	-	-	3	60.0	-	-	-	-	-	-	5	100.0
C40-C41	Bone	13	59.1	-	-	7	31.8	-	-	-	-	2	9.1	22	100.0
C43	Melanoma of Skin	-	-	-	-	-	-	-	-	-	-	1	100.0	1	100.0
C44	Other Skin	48	70.6	-	-	17	25.0	-	-	-	-	3	4.4	68	100.0
C45	Mesothelioma	-	-	-	-	-	-	-	-	-	-	-	-	-	-
C46	Kaposi Sarcoma	-	-	-	-	1	100.0	-	-	-	-	-	-	1	100.0
C47+C49	Conn. & Soft Tissue	11	73.3	-	-	4	26.7	-	-	-	-	-	-	15	100.0
C50	Breast	106	42.2	7	2.8	132	52.6	-	-	-	-	6	2.4	251	100.0
C51	Vulva	17	94.4	-	-	1	5.6	-	-	-	-	-	-	18	100.0
C52	Vagina	8	88.9	-	-	1	11.1	-	-	-	-	-	-	9	100.0
C53	Cervix Uteri	233	90.3	1	0.4	20	7.8	-	-	-	-	4	1.6	258	100.0
C54	Corpus Uteri	7	87.5	-	-	-	-	-	-	1	12.5	-	-	8	100.0
C55	Uterus Unspecified	1	50.0	-	-	1	50.0	-	-	-	-	-	-	2	100.0
C56	Ovary etc.	76	63.3	4	3.3	32	26.7	-	-	-	-	8	6.7	120	100.0
C57	Other Female Genital	-	-	-	-	-	-	-	-	-	-	-	-	-	-
C58	Placenta	6	37.5	2	12.5	6	37.5	-	-	-	-	2	12.5	16	100.0
C64	Kidney etc.	5	55.6	1	11.1	3	33.3	-	-	-	-	-	-	9	100.0
C65	Renal Pelvis	-	-	-	-	-	-	-	-	-	-	-	-	-	-
C66	Ureter	-	-	-	-	-	-	-	-	-	-	-	-	-	-
C67	Bladder	13	92.9	-	-	1	7.1	-	-	-	-	-	-	14	100.0
C68	Uns. Urinary Organs	-	-	-	-	-	-	-	-	-	-	-	-	-	-
C69	Eye	1	25.0	-	-	2	50.0	-	-	-	-	1	25.0	4	100.0
C70-C72	Brain, Nervous System	6	40.0	1	6.7	1	6.7	-	-	-	-	7	46.7	15	100.0
C73	Thyroid	66	53.7	1	0.8	51	41.5	-	-	-	-	5	4.1	123	100.0
C74	Adrenal Gland	1	25.0	-	-	1	25.0	-	-	-	-	2	50.0	4	100.0
C81	Hodgkins Disease	-	-	-	-	5	83.3	-	-	-	-	1	16.7	6	100.0
C82-C85,C96	NHL	18	27.7	-	-	40	61.5	-	-	5	7.7	2	3.1	65	100.0
C88	Malig Imn.Prol D	-	-	-	-	-	-	-	-	-	-	-	-	-	-
C90	Multiple Myeloma	-	-	-	-	-	-	-	-	8	100.0	-	-	8	100.0
C91	Lymphoid Leuk.	-	-	-	-	-	-	-	-	14	93.3	1	6.7	15	100.0
C92-C94	Myeloid Leukaemia	-	-	-	-	-	-	-	-	45	93.8	3	6.3	48	100.0
C95	Leukaemia Uns	-	-	-	-	-	-	-	-	-	-	-	-	-	-
O&U *	Other and Uns	15	78.9	-	-	3	15.8	-	-	-	-	1	5.3	19	100.0
	All Sites	1006	49.4	39	1.9	797	39.2	-	-	74	3.6	119	5.8	2035	100.0

**TABLE MRS-7 (a): Number of Cancer Deaths by Five Year Age Group and Site (ICD-10):
2006-2008 – Males**

%= Relative Proportion of Cancers of All Sites.

Manipur State

ICD-10	Site	0-4	5-9	10-14	15-19	20-24	25-29	30-34	35-39	40-44	45-49	50-54	55-59	60-64	65-69	70-74	75+	Unkn	Total	%
C00	Lip	-	-	-	-	-	-	-	-	-	-	-	-	-	-	-	-	-	-	-
C01-C02	Tongue	-	-	-	-	-	-	-	-	-	-	-	-	-	-	-	2	-	2	0.54
C03-C06	Mouth	-	-	-	-	-	-	-	-	-	-	1	-	-	1	2	-	-	4	1.09
C07-C08	Salivary Gland	-	-	-	-	-	-	-	-	-	-	-	-	-	-	-	-	-	-	-
C09	Tonsil	-	-	-	-	-	-	-	-	-	-	-	-	-	-	-	-	-	-	-
C10	Oth. Oropharynx	-	-	-	-	-	-	-	-	-	-	-	-	-	-	-	-	-	-	-
C11	Nasopharynx	-	-	-	-	-	-	-	-	2	-	1	3	1	5	4	-	-	16	4.35
C12-C13	Hypopharynx	-	-	-	-	-	-	-	-	-	-	-	2	-	1	-	-	-	3	0.82
C14	Pharynx Unspecified	-	-	-	-	-	-	-	-	-	-	-	-	-	-	-	-	-	-	-
C15	Oesophagus	-	-	-	-	-	-	1	-	3	1	3	2	3	3	9	-	-	25	6.79
C16	Stomach	-	-	-	-	-	-	-	1	3	5	5	9	8	8	23	-	-	62	16.85
C17	Small Intestine	-	-	-	-	-	-	-	-	-	-	-	-	-	-	-	-	-	-	-
C18	Colon	-	-	-	-	1	-	1	1	-	2	1	3	1	3	5	-	-	18	4.89
C19-C20	Rectum	-	-	-	-	1	-	-	1	-	-	2	3	-	3	3	-	-	13	3.53
C21	Anus & Anal Canal	-	-	-	-	-	-	-	-	-	-	-	-	-	-	-	-	-	-	-
C22	Liver	-	-	-	-	-	-	2	-	2	1	2	3	1	2	2	-	-	15	4.08
C23-C24	Gallbladder etc.	-	-	-	-	-	-	-	1	-	1	-	-	2	1	4	-	-	9	2.45
C25	Pancreas	-	-	-	-	-	-	-	-	-	-	-	1	-	-	1	-	-	2	0.54
C30-C31	Nose, Sinuses etc.	-	-	-	-	-	-	-	-	-	-	-	-	-	-	-	1	-	1	0.27
C32	Larynx	-	-	-	-	-	-	-	-	-	2	-	1	-	-	4	-	-	7	1.90
C33-C34	Lung etc.	-	-	1	-	-	-	1	3	3	2	6	14	15	16	25	47	-	133	36.14
C37-C38	Other Thoracic Organs	-	-	-	-	-	-	-	-	-	-	-	-	-	-	-	-	-	-	-
C40-C41	Bone	-	-	-	-	1	-	-	-	-	-	-	-	-	-	-	1	-	2	0.54
C43	Melanoma of Skin	-	-	-	-	-	-	-	-	-	-	-	-	-	-	-	-	-	-	-
C44	Other Skin	-	-	-	-	-	-	1	-	-	-	-	-	1	-	-	1	-	3	0.82
C45	Mesothelioma	-	-	-	-	-	-	-	-	-	-	-	-	-	-	-	-	-	-	-
C46	Kaposi Sarcoma	-	-	-	-	-	-	-	-	-	-	-	-	-	-	-	-	-	-	-
C47+C49	Conn. & Soft Tissue	-	-	-	-	-	-	-	-	-	-	-	-	1	-	1	-	-	2	0.54
C50	Breast	-	-	-	-	-	-	-	-	-	-	-	-	-	-	-	-	-	-	-
C60	Penis	-	-	-	-	-	-	-	-	1	-	-	-	-	-	-	2	-	3	0.82
C61	Prostate	-	-	-	-	-	-	-	-	-	-	-	-	-	1	1	3	-	5	1.36
C62	Testis	1	-	-	-	-	-	-	-	-	-	-	-	-	-	-	-	-	1	0.27
C63	Other Male Genital	-	-	-	-	-	-	-	-	-	-	-	-	-	-	-	-	-	-	-
C64	Kidney etc.	-	1	-	-	-	-	-	-	-	-	-	-	-	-	1	1	-	3	0.82
C65	Renal Pelvis	-	-	-	-	-	-	-	-	-	-	-	-	-	-	-	-	-	-	-
C66	Ureter	-	-	-	-	-	-	-	-	-	-	-	-	-	-	-	-	-	-	-
C67	Bladder	-	-	-	-	-	-	-	-	-	-	-	-	-	-	1	4	-	5	1.36
C68	Uns. Urinary Organs	-	-	-	-	-	-	-	-	-	-	-	-	-	-	-	-	-	-	-
C69	Eye	-	-	-	-	-	-	-	-	-	-	-	-	-	-	-	1	-	1	0.27
C70-C72	Brain, Nervous System	1	-	-	-	-	-	-	-	1	-	-	-	1	-	-	-	-	3	0.82
C73	Thyroid	-	-	-	-	-	-	-	-	-	-	-	-	-	-	-	1	-	1	0.27
C74	Adrenal Gland	-	-	-	-	-	-	-	-	-	-	-	-	-	-	-	-	-	-	-
C81	Hodgkins Disease	-	-	-	-	-	-	-	-	-	1	-	-	-	-	-	-	-	1	0.27
C82-C85,C96	NHL	-	-	-	-	-	-	1	-	-	-	-	-	-	1	1	4	-	7	1.90
C88	Malig Imn.Prol D	-	-	-	-	-	-	-	-	-	-	-	-	-	-	-	-	-	-	-
C90	Multiple Myeloma	-	-	-	-	-	-	-	-	-	-	-	-	-	-	-	1	-	1	0.27
C91	Lymphoid Leuk.	-	1	2	-	-	-	-	-	-	-	-	-	-	-	-	-	-	3	0.82
C92-C94	Myeloid Leukaemia	-	-	2	1	2	1	-	-	2	1	-	-	-	4	1	1	-	15	4.08
C95	Leukaemia Uns	-	-	-	-	-	-	-	-	-	-	-	-	-	-	-	-	-	-	-
O&U *	Other and Uns	-	-	-	-	-	-	-	-	-	-	-	-	1	-	-	1	-	2	0.54
	All Sites	2	2	5	1	3	3	2	8	9	15	19	29	46	38	58	128	-	368	100.00

**TABLE MRS-7 (b): Number of Cancer Deaths by Five Year Age Group and Site (ICD-10):
2006-2008 – Females**

%= Relative Proportion of Cancers of All Sites.

Manipur State

ICD-10	Site	0-4	5-9	10-14	15-19	20-24	25-29	30-34	35-39	40-44	45-49	50-54	55-59	60-64	65-69	70-74	75+	Unkn	Total	%
C00	Lip	-	-	-	-	-	-	-	-	-	-	-	-	-	-	-	-	-	-	-
C01-C02	Tongue	-	-	-	-	-	-	-	-	-	-	-	-	1	1	-	1	-	3	1.09
C03-C06	Mouth	-	-	-	-	-	-	-	-	-	-	-	-	-	-	1	2	-	3	1.09
C07-C08	Salivary Gland	-	-	-	-	-	-	-	-	-	-	-	-	-	-	-	1	-	1	0.36
C09	Tonsil	-	-	-	-	-	-	-	-	-	-	-	-	-	-	-	2	-	2	0.73
C10	Oth. Oropharynx	-	-	-	-	-	-	-	-	-	-	-	-	-	-	-	-	-	-	-
C11	Nasopharynx	-	-	-	-	-	-	-	-	-	-	2	-	3	-	1	1	-	7	2.55
C12-C13	Hypopharynx	-	-	-	-	-	-	-	-	-	-	-	-	-	-	1	1	-	2	0.73
C14	Pharynx Unspecified	-	-	-	-	-	-	-	-	-	-	-	-	-	-	-	-	-	-	-
C15	Oesophagus	-	-	-	-	-	-	-	-	-	-	-	-	2	1	2	4	-	9	3.28
C16	Stomach	-	-	-	-	1	-	-	1	-	1	-	1	2	4	5	8	-	23	8.39
C17	Small Intestine	-	-	-	-	-	-	-	-	-	-	-	-	-	-	-	-	-	-	-
C18	Colon	-	-	-	-	-	-	-	-	-	-	-	1	-	-	-	5	-	6	2.19
C19-C20	Rectum	-	-	-	1	-	-	-	-	-	1	2	1	-	-	-	1	-	6	2.19
C21	Anus & Anal Canal	-	-	-	-	-	-	-	-	-	-	-	-	-	-	-	-	-	-	-
C22	Liver	-	-	-	-	1	-	1	-	-	-	-	1	2	1	1	3	-	10	3.65
C23-C24	Gallbladder etc.	-	-	-	-	-	-	1	-	2	1	3	3	5	2	4	9	-	30	10.95
C25	Pancreas	-	-	-	-	-	-	-	-	-	-	1	1	-	-	2	1	-	5	1.82
C30-C31	Nose, Sinuses etc.	-	-	-	-	-	-	-	-	-	-	-	-	-	-	-	-	-	-	-
C32	Larynx	-	-	-	-	-	-	-	-	-	-	-	-	2	-	-	-	-	2	0.73
C33-C34	Lung etc.	-	-	-	-	-	-	-	2	2	2	11	12	6	14	11	23	-	83	30.29
C37-C38	Other Thoracic Organs	-	-	-	-	-	-	-	-	-	-	-	-	-	-	-	-	-	-	-
C40-C41	Bone	-	-	-	1	-	-	-	-	-	-	-	-	-	-	-	-	-	1	0.36
C43	Melanoma of Skin	-	-	-	-	-	-	-	-	-	-	-	-	-	-	-	-	-	-	-
C44	Other Skin	-	-	-	-	-	-	-	-	-	-	-	-	1	-	-	-	-	1	0.36
C45	Mesothelioma	-	-	-	-	-	-	-	-	-	-	-	-	-	-	-	-	-	-	-
C46	Kaposi Sarcoma	-	-	-	-	-	-	-	-	-	-	-	-	-	-	-	-	-	-	-
C47+C49	Conn. & Soft Tissue	-	-	-	1	-	-	-	-	-	-	-	-	-	-	-	-	-	1	0.36
C50	Breast	-	-	-	-	-	-	-	2	2	-	-	4	3	2	-	1	-	14	5.11
C51	Vulva	-	-	-	-	-	-	-	-	-	-	-	-	-	-	-	2	-	2	0.73
C52	Vagina	-	-	-	-	-	-	-	-	-	-	-	-	-	-	-	-	-	-	-
C53	Cervix Uteri	-	-	-	-	-	-	-	-	-	-	-	1	-	-	-	2	-	3	1.09
C54	Corpus Uteri	-	-	-	-	-	-	-	-	-	-	-	-	-	-	-	-	-	-	-
C55	Uterus Unspecified	-	-	-	-	-	-	-	-	-	-	-	-	-	-	-	-	-	-	-
C56	Ovary etc.	-	-	-	-	-	-	-	2	1	2	2	2	-	1	-	4	-	14	5.11
C57	Other Female Genital	-	-	-	-	-	-	-	-	-	-	-	-	-	-	-	-	-	-	-
C58	Placenta	-	-	-	-	-	-	1	-	1	-	-	-	-	-	-	-	-	2	0.73
C64	Kidney etc.	-	-	-	-	-	-	-	-	-	-	-	-	-	-	1	-	-	1	0.36
C65	Renal Pelvis	-	-	-	-	-	-	-	-	-	-	-	-	-	-	-	-	-	-	-
C66	Ureter	-	-	-	-	-	-	-	-	-	-	-	-	-	-	-	-	-	-	-
C67	Bladder	-	-	-	-	-	-	-	-	-	-	-	-	-	-	-	-	-	-	-
C68	Uns. Urinary Organs	-	-	-	-	-	-	-	-	-	-	-	-	-	-	-	-	-	-	-
C69	Eye	-	-	-	-	-	-	-	-	-	-	-	-	-	-	-	-	-	-	-
C70-C72	Brain, Nervous System	-	-	-	-	-	-	-	1	-	-	1	-	-	1	-	-	-	3	1.09
C73	Thyroid	-	-	-	1	-	-	-	-	1	1	-	2	-	1	-	3	-	9	3.28
C74	Adrenal Gland	-	-	-	-	-	-	-	-	-	-	-	-	-	-	-	-	-	-	-
C81	Hodgkins Disease	-	-	-	-	-	-	-	-	-	-	-	-	-	-	-	-	-	-	-
C82-85,C96	NHL	-	-	1	-	-	1	-	1	-	-	1	1	1	3	1	2	-	12	4.38
C88	Malig Imn.Prol D	-	-	-	-	-	-	-	-	-	-	-	-	-	-	-	-	-	-	-
C90	Multiple Myeloma	-	-	-	-	-	-	-	-	-	1	-	-	-	-	-	-	-	1	0.36
C91	Lymphoid Leuk.	1	-	-	-	1	1	-	-	1	-	-	-	-	-	-	-	-	4	1.46
C92-C94	Myeloid Leukaemia	-	2	2	-	2	-	-	-	3	-	1	1	1	1	-	-	-	13	4.74
C95	Leukaemia Uns	-	-	-	-	-	-	-	-	-	-	-	-	-	-	-	-	-	-	-
O&U	*Other and Uns	-	-	-	-	-	-	-	-	-	-	-	1	-	-	-	-	-	1	0.36
All	Sites	1	2	3	4	5	2	3	9	13	9	24	32	29	32	30	76	-	274	100.00

TABLE MRS-8(a):
Average Annual Age Specific, Crude (CR), Age Adjusted (AAR) (with Standard Error (SE)) and
Truncated (35-64 yrs) (TR) Mortality Rate per 100,000 population: 2006-2008 - Males
Manipur State

ICD-10	0-4	5-9	10-14	15-19	20-24	25-29	30-34	35-39	40-44	45-49	50-54	55-59	60-64	65-69	70-74	>75	CR	AAR	SE	TR
C00	-	-	-	-	-	-	-	-	-	-	-	-	-	-	-	-	-	-	-	-
C01-C02	-	-	-	-	-	-	-	-	-	-	-	-	-	-	-	3.3	0.1	0.1	0.05	-
C03-C06	-	-	-	-	-	-	-	-	-	-	-	1.0	-	-	1.9	3.3	0.1	0.1	0.07	0.1
C07-C08	-	-	-	-	-	-	-	-	-	-	-	-	-	-	-	-	-	-	-	-
C09	-	-	-	-	-	-	-	-	-	-	-	-	-	-	-	-	-	-	-	-
C10	-	-	-	-	-	-	-	-	-	-	-	-	-	-	-	-	-	-	-	-
C11	-	-	-	-	-	-	-	-	-	1.1	-	1.0	4.0	1.6	9.5	6.6	0.4	0.6	0.16	0.9
C12-C13	-	-	-	-	-	-	-	-	-	-	-	-	2.7	-	1.9	-	0.1	0.1	0.08	0.3
C14	-	-	-	-	-	-	-	-	-	-	-	-	-	-	-	-	-	-	-	-
C15	-	-	-	-	-	-	-	0.4	-	1.7	0.7	3.1	2.7	4.8	5.7	14.8	0.7	0.9	0.19	1.3
C16	-	-	-	-	-	-	-	-	0.5	1.7	3.4	5.1	11.9	12.8	15.2	37.8	1.7	2.4	0.31	3.2
C17	-	-	-	-	-	-	-	-	-	-	-	-	-	-	-	-	-	-	-	-
C18	-	-	-	-	-	0.3	-	0.4	0.5	-	1.4	1.0	4.0	1.6	5.7	8.2	0.5	0.7	0.16	1.0
C19-C20	-	-	-	-	-	0.3	-	-	0.5	-	-	2.1	4.0	-	5.7	4.9	0.4	0.5	0.14	0.9
C21	-	-	-	-	-	-	-	-	-	-	-	-	-	-	-	-	-	-	-	-
C22	-	-	-	-	-	-	-	0.8	-	1.1	0.7	2.1	4.0	1.6	3.8	3.3	0.4	0.6	0.15	1.3
C23-C24	-	-	-	-	-	-	-	-	0.5	-	0.7	-	-	3.2	1.9	6.6	0.2	0.3	0.11	0.2
C25	-	-	-	-	-	-	-	-	-	-	-	-	1.3	-	-	1.6	0.1	0.1	0.06	0.2
C30-C31	-	-	-	-	-	-	-	-	-	-	-	-	-	-	-	1.6	-	-	0.03	-
C32	-	-	-	-	-	-	-	-	-	-	1.4	-	1.3	-	-	6.6	0.2	0.3	0.10	0.4
C33-C34	-	-	0.2	-	-	-	0.4	1.2	1.5	1.1	4.1	14.4	19.9	25.5	47.4	77.3	3.6	5.1	0.45	5.8
C37-C38	-	-	-	-	-	-	-	-	-	-	-	-	-	-	-	-	-	-	-	-
C40-C41	-	-	-	-	0.3	-	-	-	-	-	-	-	-	-	-	1.6	0.1	0.1	0.04	-
C43	-	-	-	-	-	-	-	-	-	-	-	-	-	-	-	-	-	-	-	-
C44	-	-	-	-	-	-	-	0.4	-	-	-	-	1.3	-	-	1.6	0.1	0.1	0.07	0.2
C45	-	-	-	-	-	-	-	-	-	-	-	-	-	-	-	-	-	-	-	-
C46	-	-	-	-	-	-	-	-	-	-	-	-	-	-	-	-	-	-	-	-
C47+C49	-	-	-	-	-	-	-	-	-	-	-	-	1.3	-	1.9	-	0.1	0.1	0.07	0.2
C50	-	-	-	-	-	-	-	-	-	-	-	-	-	-	-	-	-	-	-	-
C60	-	-	-	-	-	-	-	-	-	0.6	-	-	-	-	-	3.3	0.1	0.1	0.06	0.1
C61	-	-	-	-	-	-	-	-	-	-	-	-	-	1.6	1.9	4.9	0.1	0.2	0.08	-
C62	0.3	-	-	-	-	-	-	-	-	-	-	-	-	-	-	-	-	-	0.04	-
C63	-	-	-	-	-	-	-	-	-	-	-	-	-	-	-	-	-	-	-	-
C64	-	0.3	-	-	-	-	-	-	-	-	-	-	-	-	1.9	1.6	0.1	0.1	0.06	-
C65	-	-	-	-	-	-	-	-	-	-	-	-	-	-	-	-	-	-	-	-
C66	-	-	-	-	-	-	-	-	-	-	-	-	-	-	-	-	-	-	-	-
C67	-	-	-	-	-	-	-	-	-	-	-	-	-	-	1.9	6.6	0.1	0.2	0.08	-
C68	-	-	-	-	-	-	-	-	-	-	-	-	-	-	-	-	-	-	-	-
C69	-	-	-	-	-	-	-	-	-	-	-	-	-	-	-	1.6	-	-	0.03	-
C70-C72	0.3	-	-	-	-	-	-	-	-	0.6	-	-	1.3	-	-	-	0.1	0.1	0.07	0.3
C73	-	-	-	-	-	-	-	-	-	-	-	-	-	-	-	1.6	-	-	0.03	-
C74	-	-	-	-	-	-	-	-	-	-	-	-	-	-	-	-	-	-	-	-
C81	-	-	-	-	-	-	-	-	-	-	0.7	-	-	-	-	-	-	-	0.03	0.1
C82-C85,C96	-	-	-	-	-	-	0.4	-	-	-	-	-	-	1.6	1.9	6.6	0.2	0.2	0.09	-
C88	-	-	-	-	-	-	-	-	-	-	-	-	-	-	-	-	-	-	-	-
C90	-	-	-	-	-	-	-	-	-	-	-	-	-	-	-	1.6	-	-	0.03	-
C91	-	0.3	0.4	-	-	-	-	-	-	-	-	-	-	-	-	-	0.1	0.1	0.04	-
C92-C94	-	-	0.4	0.2	0.5	0.3	-	-	1.0	0.6	-	-	-	6.4	1.9	1.6	0.4	0.5	0.13	0.3
C95	-	-	-	-	-	-	-	-	-	-	-	-	-	-	-	-	-	-	-	-
O&U *	-	-	-	-	-	-	-	-	-	-	-	-	1.3	-	-	1.6	0.1	0.1	0.06	0.2
All	0.6	0.5	1.1	0.2	0.8	1.0	0.7	3.2	4.4	8.4	13.1	29.8	61.0	60.6	110.0	210.6	10.0	13.9	0.74	16.9

TABLE MRS-8(b):
Average Annual Age Specific, Crude (CR), Age Adjusted (AAR) (with Standard Error(SE)) and
Truncated (35-64 Yrs) (TR) Mortality Rate per 100,000 population: 2006-2008 - Females
Manipur State

ICD-10	0-4	5-9	10-14	15-19	20-24	25-29	30-34	35-39	40-44	45-49	50-54	55-59	60-64	65-69	70-74	>75	CR	AAR	SE	TR
C00	-	-	-	-	-	-	-	-	-	-	-	-	-	-	-	-	-	-	-	-
C01-C02	-	-	-	-	-	-	-	-	-	-	-	-	1.2	1.5	-	1.6	0.1	0.1	0.07	0.2
C03-C06	-	-	-	-	-	-	-	-	-	-	-	-	-	-	1.8	3.3	0.1	0.1	0.06	-
C07-C08	-	-	-	-	-	-	-	-	-	-	-	-	-	-	-	1.6	-	-	0.03	-
C09	-	-	-	-	-	-	-	-	-	-	-	-	-	-	-	3.3	0.1	0.1	0.05	-
C10	-	-	-	-	-	-	-	-	-	-	-	-	-	-	-	-	-	-	-	-
C11	-	-	-	-	-	-	-	-	-	-	1.5	-	3.7	-	1.8	1.6	0.2	0.3	0.11	0.7
C12-C13	-	-	-	-	-	-	-	-	-	-	-	-	-	-	1.8	1.6	0.1	0.1	0.05	-
C14	-	-	-	-	-	-	-	-	-	-	-	-	-	-	-	-	-	-	-	-
C15	-	-	-	-	-	-	-	-	-	-	-	-	2.5	1.5	3.7	6.5	0.2	0.3	0.12	0.3
C16	-	-	-	-	0.3	-	-	0.4	-	0.6	-	1.1	2.5	5.9	9.2	13.0	0.6	0.8	0.18	0.6
C17	-	-	-	-	-	-	-	-	-	-	-	-	-	-	-	-	-	-	-	-
C18	-	-	-	-	-	-	-	-	-	-	-	1.1	-	-	-	8.1	0.2	0.2	0.08	0.1
C19-C20	-	-	-	0.2	-	-	-	-	-	0.6	1.5	1.1	-	-	-	1.6	0.2	0.2	0.09	0.5
C21	-	-	-	-	-	-	-	-	-	-	-	-	-	-	-	-	-	-	-	-
C22	-	-	-	-	0.3	-	0.4	-	-	-	-	1.1	2.5	1.5	1.8	4.9	0.3	0.4	0.12	0.5
C23-C24	-	-	-	-	-	-	0.4	-	1.0	0.6	2.3	3.3	6.2	2.9	7.4	14.6	0.8	1.1	0.21	1.9
C25	-	-	-	-	-	-	-	-	-	-	0.8	1.1	-	-	3.7	1.6	0.1	0.2	0.08	0.3
C30-C31	-	-	-	-	-	-	-	-	-	-	-	-	-	-	-	-	-	-	-	-
C32	-	-	-	-	-	-	-	-	-	-	-	-	2.5	-	-	-	0.1	0.1	0.07	0.3
C33-C34	-	-	-	-	-	-	-	0.8	1.0	1.1	8.3	13.2	7.5	20.6	20.2	37.4	2.3	3.2	0.35	4.6
C37-C38	-	-	-	-	-	-	-	-	-	-	-	-	-	-	-	-	-	-	-	-
C40-C41	-	-	-	0.2	-	-	-	-	-	-	-	-	-	-	-	-	-	-	0.02	-
C43	-	-	-	-	-	-	-	-	-	-	-	-	-	-	-	-	-	-	-	-
C44	-	-	-	-	-	-	-	-	-	-	-	-	1.2	-	-	-	-	-	0.05	0.2
C45	-	-	-	-	-	-	-	-	-	-	-	-	-	-	-	-	-	-	-	-
C46	-	-	-	-	-	-	-	-	-	-	-	-	-	-	-	-	-	-	-	-
C47+C49	-	-	-	0.2	-	-	-	-	-	-	-	-	-	-	-	-	-	-	0.02	-
C50	-	-	-	-	-	-	-	0.8	1.0	-	-	4.4	3.7	2.9	-	1.6	0.4	0.5	0.15	1.4
C51	-	-	-	-	-	-	-	-	-	-	-	-	-	-	-	3.3	0.1	0.1	0.05	-
C52	-	-	-	-	-	-	-	-	-	-	-	-	-	-	-	-	-	-	-	-
C53	-	-	-	-	-	-	-	-	-	-	-	1.1	-	-	-	3.3	0.1	0.1	0.06	0.1
C54	-	-	-	-	-	-	-	-	-	-	-	-	-	-	-	-	-	-	-	-
C55	-	-	-	-	-	-	-	-	-	-	-	-	-	-	-	-	-	-	-	-
C56	-	-	-	-	-	-	-	0.8	0.5	1.1	1.5	2.2	-	1.5	-	6.5	0.4	0.5	0.13	1.0
C57	-	-	-	-	-	-	-	-	-	-	-	-	-	-	-	-	-	-	-	-
C58	-	-	-	-	-	-	0.4	-	0.5	-	-	-	-	-	-	-	0.1	0.1	0.04	0.1
C64	-	-	-	-	-	-	-	-	-	-	-	-	-	-	1.8	-	-	-	0.04	-
C65	-	-	-	-	-	-	-	-	-	-	-	-	-	-	-	-	-	-	-	-
C66	-	-	-	-	-	-	-	-	-	-	-	-	-	-	-	-	-	-	-	-
C67	-	-	-	-	-	-	-	-	-	-	-	-	-	-	-	-	-	-	-	-
C68	-	-	-	-	-	-	-	-	-	-	-	-	-	-	-	-	-	-	-	-
C69	-	-	-	-	-	-	-	-	-	-	-	-	-	-	-	-	-	-	-	-
C70-C72	-	-	-	-	-	-	-	0.4	-	-	0.8	-	-	1.5	-	-	0.1	0.1	0.06	0.2
C73	-	-	-	0.2	-	-	-	-	0.5	0.6	-	2.2	-	1.5	-	4.9	0.2	0.3	0.11	0.5
C74	-	-	-	-	-	-	-	-	-	-	-	-	-	-	-	-	-	-	-	-
C81	-	-	-	-	-	-	-	-	-	-	-	-	-	-	-	-	-	-	-	-
C82-C85,C96	-	-	0.2	-	-	0.3	-	0.4	-	-	0.8	1.1	1.2	4.4	1.8	3.3	0.3	0.4	0.13	0.5
C88	-	-	-	-	-	-	-	-	-	-	-	-	-	-	-	-	-	-	-	-
C90	-	-	-	-	-	-	-	-	-	0.6	-	-	-	-	-	-	-	-	0.03	0.1
C91	0.3	-	-	-	0.3	0.3	-	-	0.5	-	-	-	-	-	-	-	0.1	0.1	0.06	0.1
C92-C94	-	0.5	0.5	-	0.5	-	-	-	1.4	-	0.8	1.1	1.2	1.5	-	-	0.4	0.4	0.12	0.7
C95	-	-	-	-	-	-	-	-	-	-	-	-	-	-	-	-	-	-	-	-
O&U *	-	-	-	-	-	-	-	-	-	-	-	1.1	-	-	-	-	-	-	0.04	0.1
All	0.3	0.5	0.7	1.0	1.3	0.6	1.1	3.5	6.3	5.1	18.0	35.1	36.1	47.0	55.2	123.6	7.5	10.1	0.62	15.0

**TABLE MRS-9(a): Cumulative Rate (Cu.Rate%) & Cumulative Risk (Cu.Risk) of Individual Sites (ICD-10) Based Age Specific Rates (from 0-64 Years and from 0-74 Years) : 2006-2008 - Males
Manipur State**

ICD-10	Site	0 - 64 Years		0 - 74 Years	
		Cu. Rate %	Cu. Risk	Cu. Rate%	Cu. Risk
C00	Lip	0.02	0.02	0.02	0.02
C01-C02	Tongue	0.12	0.12	0.18	0.18
C03-C06	Mouth	0.12	0.12	0.21	0.21
C07-C08	Salivary Gland	0.03	0.03	0.08	0.08
C09	Tonsil	0.05	0.05	0.09	0.09
C10	Oth. Oropharynx	0.01	0.01	0.02	0.02
C11	Nasopharynx	0.42	0.42	0.58	0.58
C12-C13	Hypopharynx	0.10	0.10	0.18	0.18
C14	Pharynx Unspecified	0.02	0.02	0.02	0.02
C15	Oesophagus	0.22	0.22	0.44	0.44
C16	Stomach	0.55	0.55	0.94	0.95
C17	Small Intestine	0.01	0.01	0.02	0.02
C18	Colon	0.21	0.21	0.35	0.35
C19-C20	Rectum	0.17	0.17	0.27	0.27
C21	Anus & Anal Canal	0.01	0.01	0.01	0.01
C22	Liver	0.25	0.25	0.35	0.35
C23-C24	Gallbladder etc.	0.08	0.08	0.24	0.24
C25	Pancreas	0.04	0.04	0.06	0.06
C30-C31	Nose, Sinuses etc.	0.03	0.03	0.04	0.04
C32	Larynx	0.15	0.15	0.27	0.28
C33-C34	Lung etc.	0.93	0.92	2.23	2.26
C37-C38	Other Thoracic Organs	0.00	0.00	0.00	0.00
C40-C41	Bone	0.07	0.07	0.09	0.09
C43	Melanoma of Skin	0.00	0.00	0.00	0.00
C44	Other Skin	0.11	0.11	0.24	0.24
C45	Mesothelioma	0.00	0.00	0.00	0.00
C46	Kaposi Sarcoma	0.01	0.01	0.01	0.01
C47 + C49	Conn. & Soft Tissue	0.06	0.06	0.08	0.08
C50	Breast	0.02	0.02	0.02	0.02
C60	Penis	0.06	0.06	0.07	0.07
C61	Prostate	0.04	0.04	0.13	0.13
C62	Testis	0.01	0.01	0.01	0.01
C63	Other Male Genital	0.00	0.00	0.00	0.00
C64	Kidney etc.	0.05	0.05	0.12	0.12
C65	Renal Pelvis	0.00	0.00	0.00	0.00
C66	Ureter	0.00	0.00	0.00	0.00
C67	Bladder	0.11	0.11	0.19	0.20
C68	Uns.Urinary Organs	0.00	0.00	0.00	0.00
C69	Eye	0.01	0.01	0.01	0.01
C70-C72	Brain, Nervous System	0.05	0.05	0.05	0.05
C73	Thyroid	0.05	0.05	0.09	0.09
C74	Adrenal Gland	0.00	0.00	0.00	0.00
C81	Hodgkins Disease	0.01	0.01	0.01	0.01
C82-C85,C96	NHL	0.24	0.24	0.42	0.42
C88	Malig Imn.Prol D	0.00	0.00	0.00	0.00
C90	Multiple Myeloma	0.03	0.03	0.07	0.07
C91	Lymphoid Leuk.	0.04	0.04	0.04	0.04
C92-C94	Myeloid Leukaemia	0.14	0.14	0.22	0.22
C95	Leukaemia Uns	0.01	0.01	0.01	0.01
O&U *	Other and Uns	0.09	0.09	0.15	0.15
	All Sites	4.74	4.63	8.69	8.33

**TABLE MRS-9(b): Cumulative Rate (Cu.Rate%) & Cumulative Risk (Cu.Risk) of Individual Sites (ICD-10) Based Age Specific Rates (from 0-64 Years and from 0-74 Years) : 2006-2008 - Females
Manipur State**

ICD-10	Site	0 - 64 Years		0 - 74 Years	
		Cu. Rate %	Cu. Risk	Cu. Rate%	Cu. Risk
C00	Lip	0.01	0.01	0.01	0.01
C01-C02	Tongue	0.03	0.03	0.09	0.09
C03-C06	Mouth	0.05	0.05	0.06	0.06
C07-C08	Salivary Gland	0.06	0.06	0.07	0.07
C09	Tonsil	0.02	0.02	0.02	0.02
C10	Oth. Oropharynx	0.00	0.00	0.00	0.00
C11	Nasopharynx	0.19	0.19	0.24	0.24
C12-C13	Hypopharynx	0.02	0.02	0.04	0.04
C14	Pharynx Unspecified	0.00	0.00	0.00	0.00
C15	Oesophagus	0.13	0.13	0.22	0.22
C16	Stomach	0.31	0.31	0.56	0.57
C17	Small Intestine	0.01	0.01	0.01	0.01
C18	Colon	0.12	0.12	0.19	0.19
C19-C20	Rectum	0.11	0.11	0.13	0.13
C21	Anus & Anal Canal	0.01	0.01	0.01	0.01
C22	Liver	0.10	0.10	0.16	0.16
C23-C24	Gallbladder etc.	0.36	0.36	0.62	0.62
C25	Pancreas	0.03	0.03	0.05	0.05
C30-C31	Nose, Sinuses etc.	0.02	0.02	0.02	0.02
C32	Larynx	0.07	0.07	0.11	0.11
C33-C34	Lung etc.	0.75	0.75	1.60	1.61
C37-C38	Other Thoracic Organs	0.01	0.01	0.01	0.01
C40-C41	Bone	0.04	0.04	0.05	0.05
C43	Melanoma of Skin	0.00	0.00	0.00	0.00
C44	Other Skin	0.15	0.15	0.32	0.32
C45	Mesothelioma	0.00	0.00	0.00	0.00
C46	Kaposi Sarcoma	0.00	0.00	0.00	0.00
C47+C49	Conn. & Soft Tissue	0.05	0.05	0.05	0.05
C50	Breast	0.69	0.69	0.82	0.82
C51	Vulva	0.04	0.04	0.06	0.06
C52	Vagina	0.02	0.02	0.03	0.03
C53	Cervix Uteri	0.78	0.78	1.05	1.06
C54	Corpus Uteri	0.02	0.02	0.03	0.03
C55	Uterus Unspecified	0.01	0.01	0.01	0.01
C56	Ovary etc.	0.31	0.31	0.38	0.38
C57	Other Female Genital	0.00	0.00	0.00	0.00
C58	Placenta	0.03	0.03	0.03	0.03
C64	Kidney etc.	0.03	0.03	0.04	0.04
C65	Renal Pelvis	0.00	0.00	0.00	0.00
C66	Ureter	0.00	0.00	0.00	0.00
C67	Bladder	0.03	0.03	0.06	0.07
C68	Uns.Urinary Organs	0.00	0.00	0.00	0.00
C69	Eye	0.00	0.00	0.00	0.00
C70-C72	Brain, Nervous System	0.04	0.04	0.06	0.06
C73	Thyroid	0.25	0.25	0.36	0.36
C74	Adrenal Gland	0.01	0.01	0.01	0.01
C81	Hodgkins Disease	0.01	0.01	0.01	0.01
C82-C85,C96	NHL	0.15	0.15	0.24	0.24
C88	Malig Imn.Prol D	0.00	0.00	0.00	0.00
C90	Multiple Myeloma	0.03	0.03	0.04	0.04
C91	Lymphoid Leuk.	0.02	0.02	0.03	0.03
C92-C94	Myeloid Leukaemia	0.11	0.11	0.11	0.11
C95	Leukaemia Uns	0.00	0.00	0.00	0.00
O&U *	Other and Uns	0.05	0.05	0.06	0.06
	All Sites	5.31	5.17	8.11	7.79

Figure IMP-1
Population Pyramid showing Age Distribution: 2006-2008
Imphal West District

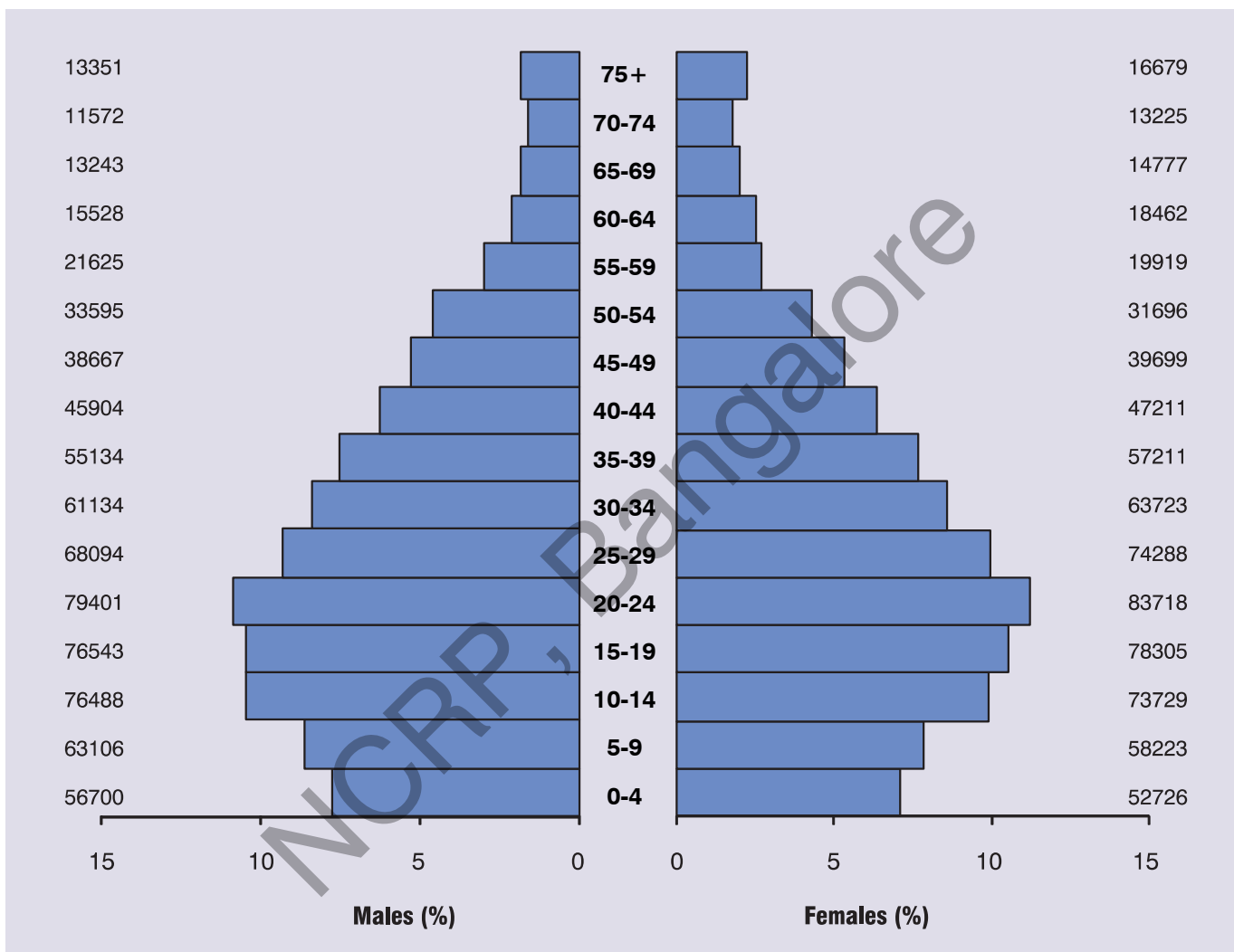


TABLE IMP-1
Population by Five Year Age Group and Gender: 2006-2008
Number and Relative Proportion (%)
Imphal West District

Age Group	Males		Females	
	Number	%	Number	%
0-4	56700	7.8	52726	7.1
5-9	63106	8.6	58223	7.8
10-14	76488	10.5	73729	9.9
15-19	76543	10.5	78305	10.5
20-24	79401	10.9	83718	11.3
25-29	68094	9.3	74288	10.0
30-34	61134	8.4	63723	8.6
35-39	55134	7.6	57211	7.7
40-44	45904	6.3	47211	6.3
45-49	38667	5.3	39699	5.3
50-54	33595	4.6	31696	4.3
55-59	21625	3.0	19919	2.7
60-64	15528	2.1	18462	2.5
65-69	13243	1.8	14777	2.0
70-74	11572	1.6	13225	1.8
75+	13351	1.8	16679	2.2
Total	730085	100.0	743592	100.0

**TABLE IMP-3 (a): Number of Incident Cancers by Five Year Age Group and Site (ICD-10):
2006-2008 – Males**

%= Relative Proportion of Cancers of All Sites.

Imphal West District

ICD-10	Site	0-4	5-9	10-14	15-19	20-24	25-29	30-34	35-39	40-44	45-49	50-54	55-59	60-64	65-69	70-74	75+	Unkn	Total	%
C00	Lip	-	-	-	-	-	-	-	-	-	-	1	1	-	-	-	-	-	2	0.33
C01-C02	Tongue	-	-	-	-	-	1	-	1	-	2	2	2	3	-	1	3	-	15	2.48
C03-C06	Mouth	-	-	-	-	-	-	1	-	2	-	4	1	6	-	3	1	-	18	2.98
C07-C08	Salivary Gland	-	-	-	-	-	-	-	-	-	-	1	-	1	2	-	-	-	4	0.66
C09	Tonsil	-	-	-	-	-	-	1	-	-	1	1	-	1	-	2	1	-	7	1.16
C10	Oth. Oropharynx	-	-	-	-	-	-	-	-	-	-	-	-	-	1	-	-	-	1	0.17
C11	Nasopharynx	-	-	-	-	1	2	1	1	1	5	6	1	2	2	4	2	-	28	4.63
C12-C13	Hypopharynx	-	-	-	-	-	-	1	-	1	-	-	-	2	2	2	1	-	9	1.49
C14	Pharynx Unspecified	-	-	-	-	-	-	-	-	1	-	-	-	-	-	-	-	-	1	0.17
C15	Oesophagus	-	-	-	-	-	-	-	-	2	2	5	6	5	7	6	7	-	40	6.61
C16	Stomach	-	-	-	-	-	-	-	1	-	5	5	10	7	7	4	7	-	46	7.60
C17	Small Intestine	-	-	-	-	-	-	-	-	-	-	-	-	-	1	-	-	-	1	0.17
C18	Colon	-	-	-	-	2	-	2	2	-	2	5	2	2	3	3	5	-	28	4.63
C19-C20	Rectum	-	-	-	-	-	-	-	1	2	1	1	3	1	1	3	2	-	15	2.48
C21	Anus & Anal Canal	-	-	-	-	-	-	-	-	-	-	-	-	-	-	-	2	-	2	0.33
C22	Liver	-	-	-	-	-	-	1	2	3	3	1	7	1	1	3	2	-	24	3.97
C23-C24	Gallbladder etc.	-	-	-	-	-	1	-	2	3	2	-	-	1	2	2	1	-	14	2.31
C25	Pancreas	-	-	-	-	-	-	-	-	-	-	-	-	2	-	-	-	-	2	0.33
C30-C31	Nose, Sinuses etc.	-	-	-	-	-	-	-	-	-	-	2	-	1	2	-	-	-	5	0.83
C32	Larynx	-	-	-	-	-	-	-	-	-	1	3	2	3	1	3	5	-	18	2.98
C33-C34	Lung etc.	-	-	-	-	-	-	1	2	4	5	11	14	13	23	30	37	-	140	23.14
C37-C38	Other Thoracic Organs	-	-	-	-	-	-	-	-	1	-	-	-	-	-	-	-	-	1	0.17
C40-C41	Bone	-	-	-	1	1	1	-	2	-	1	-	-	-	1	-	2	-	9	1.49
C43	Melanoma of Skin	-	-	-	-	-	-	-	-	-	-	-	-	-	-	-	-	-	-	-
C44	Other Skin	-	-	-	-	-	-	-	-	3	3	-	3	3	-	2	5	-	19	3.14
C45	Mesothelioma	-	-	-	-	-	-	-	-	-	-	-	-	-	-	-	-	-	-	-
C46	Kaposi Sarcoma	-	-	-	-	-	-	1	1	-	-	-	-	-	-	-	-	-	2	0.33
C47+C49	Conn. & Soft Tissue	-	-	-	-	-	-	1	-	-	-	-	-	-	-	-	-	-	1	0.17
C50	Breast	-	-	-	-	-	-	-	-	-	1	-	-	-	-	-	-	-	1	0.17
C60	Penis	-	-	-	-	-	-	2	-	-	-	3	-	1	-	2	-	-	8	1.32
C61	Prostate	-	-	-	-	-	-	-	-	-	-	1	-	1	1	4	7	-	14	2.31
C62	Testis	-	-	-	-	-	-	1	-	-	-	1	-	-	-	-	-	-	2	0.33
C63	Other Male Genital	-	-	-	-	-	-	-	-	-	-	-	-	-	-	-	-	-	-	-
C64	Kidney etc.	-	-	-	-	-	-	-	-	1	1	-	-	-	2	-	2	-	6	0.99
C65	Renal Pelvis	-	-	-	-	-	-	-	-	-	-	-	-	-	-	-	-	-	-	-
C66	Ureter	-	-	-	-	-	-	-	-	-	-	-	-	-	-	-	-	-	-	-
C67	Bladder	-	-	-	-	-	-	-	1	-	2	2	2	4	4	1	3	-	19	3.14
C68	Uns.Urinary Organs	-	-	-	-	-	-	-	-	-	-	-	-	-	-	-	-	-	-	-
C69	Eye	-	-	-	-	-	-	-	-	-	-	-	-	-	-	-	-	-	-	-
C70-C72	Brain, Nervous System	-	-	-	-	-	-	2	-	-	-	2	-	-	-	-	-	-	4	0.66
C73	Thyroid	-	-	-	-	1	-	1	1	2	1	1	-	-	-	2	-	-	9	1.49
C74	Adrenal Gland	-	-	-	-	-	-	-	-	-	-	-	-	-	-	-	-	-	-	-
C81	Hodgkins Disease	-	-	-	-	-	1	-	-	1	-	-	-	-	-	-	-	-	2	0.33
C82-85,C96	NHL	-	1	1	-	4	-	2	3	3	3	4	7	4	3	3	4	-	42	6.94
C88	Malig Imn.Prol D	-	-	-	-	-	-	-	-	-	-	-	-	-	-	-	-	-	-	-
C90	Multiple Myeloma	-	-	-	-	-	-	-	-	-	-	-	3	-	1	-	-	-	4	0.66
C91	Lymphoid Leuk.	1	1	2	2	-	1	-	-	-	-	-	-	-	-	-	-	-	7	1.16
C92-C94	Myeloid Leukaemia	-	3	2	2	1	2	1	1	3	3	2	-	-	-	1	1	-	22	3.64
C95	Leukaemia Uns	-	-	-	-	-	-	-	-	-	-	-	-	-	-	-	-	-	-	-
O&U *	Other and Uns	-	-	-	-	1	-	-	-	-	1	3	2	1	3	-	2	-	13	2.15
	All Sites	1	5	5	5	11	9	19	21	33	45	67	66	65	70	81	102	-	605	100.0

* O&U includes the Sites (ICD-10: C26, C39, C48, C75, C76, C77, C78, C79, C80, C97)

**TABLE IMP-3 (b): Number of Incident Cancers by Five Year Age Group and Site (ICD-10):
2006-2008 – Females**

%= Relative Proportion of Cancers of All Sites.

Imphal West District

ICD-10	Site	0-4	5-9	10-14	15-19	20-24	25-29	30-34	35-39	40-44	45-49	50-54	55-59	60-64	65-69	70-74	75+	Unkn	Total	%
C00	Lip	-	-	-	-	-	-	-	-	-	-	1	-	-	-	-	-	-	1	0.13
C01-C02	Tongue	-	-	-	-	-	-	-	1	-	1	1	1	1	2	1	1	-	9	1.20
C03-C06	Mouth	-	-	-	-	-	1	-	-	-	-	-	1	1	-	-	-	-	3	0.40
C07-C08	Salivary Gland	-	1	-	-	-	-	1	1	1	1	1	-	3	-	1	-	-	10	1.33
C09	Tonsil	-	-	-	-	-	-	-	-	1	-	-	-	-	-	-	-	2	3	0.40
C10	Oth. Oropharynx	-	-	-	-	-	-	-	-	-	-	-	-	-	-	-	-	-	-	-
C11	Nasopharynx	-	-	-	-	-	1	-	1	3	2	2	-	2	1	2	-	-	14	1.86
C12-C13	Hypopharynx	-	-	-	-	-	-	-	-	-	-	-	-	-	-	1	-	-	1	0.13
C14	Pharynx Unspecified	-	-	-	-	-	-	-	-	-	-	-	-	-	-	-	-	-	-	-
C15	Oesophagus	-	-	-	-	-	-	-	-	-	-	4	4	3	3	1	8	-	23	3.06
C16	Stomach	-	-	-	-	1	2	1	-	2	6	1	1	5	5	3	7	-	34	4.52
C17	Small Intestine	-	-	-	-	-	-	-	-	-	1	-	-	-	-	-	-	-	1	0.13
C18	Colon	-	-	-	-	-	-	-	-	-	-	1	2	3	-	3	3	-	12	1.60
C19-C20	Rectum	-	-	-	-	-	6	-	2	1	2	4	-	1	-	-	1	-	17	2.26
C21	Anus & Anal Canal	-	-	-	-	-	-	-	-	-	-	-	-	-	-	-	-	-	-	-
C22	Liver	-	-	-	-	-	-	2	-	-	2	-	2	-	2	1	1	-	10	1.33
C23-C24	Gallbladder etc.	-	-	-	-	-	2	1	2	4	6	6	8	8	4	9	5	-	55	7.31
C25	Pancreas	-	-	-	-	-	-	-	-	-	1	2	1	-	-	1	1	-	6	0.80
C30-C31	Nose, Sinuses etc.	-	-	-	-	-	-	-	-	-	-	1	-	1	-	-	-	-	2	0.27
C32	Larynx	-	-	-	-	-	1	1	1	-	1	-	1	3	1	-	2	-	11	1.46
C33-C34	Lung etc.	-	-	-	-	-	-	-	2	-	5	12	11	17	22	22	27	-	118	15.69
C37-C38	Other Thoracic Organs	-	-	-	-	-	-	-	-	-	-	1	-	-	-	-	-	-	1	0.13
C40-C41	Bone	-	-	-	2	1	2	-	-	1	-	1	-	1	-	-	-	-	8	1.06
C43	Melanoma of Skin	-	-	-	-	-	-	-	-	-	-	-	-	-	-	-	-	-	-	-
C44	Other Skin	-	-	-	-	-	-	1	2	-	2	1	1	3	4	5	4	-	23	3.06
C45	Mesothelioma	-	-	-	-	-	-	-	-	-	-	-	-	-	-	-	-	-	-	-
C46	Kaposi Sarcoma	-	-	-	-	-	-	-	1	-	-	-	-	-	-	-	-	-	1	0.13
C47+C49	Conn. & Soft Tissue	-	-	-	-	-	-	2	-	2	-	-	-	1	-	-	-	-	5	0.66
C50	Breast	-	-	-	-	1	-	8	13	13	12	14	5	7	7	1	8	-	89	11.84
C51	Vulva	-	-	-	-	-	-	-	1	1	-	1	1	1	-	-	2	-	7	0.93
C52	Vagina	-	-	-	-	-	-	-	-	-	1	-	-	-	-	1	-	-	2	0.27
C53	Cervix Uteri	-	-	-	-	-	2	7	4	13	20	19	12	7	12	3	4	-	103	13.70
C54	Corpus Uteri	-	-	-	-	-	-	-	-	-	-	-	1	-	-	-	-	-	1	0.13
C55	Uterus Unspecified	-	-	-	-	-	-	-	-	-	-	-	-	-	-	-	-	-	-	-
C56	Ovary etc.	-	-	-	1	2	2	2	4	9	10	4	1	3	2	-	4	-	44	5.85
C57	Other Female Genital	-	-	-	-	-	-	-	-	-	-	-	-	-	-	-	-	-	-	-
C58	Placenta	-	-	-	-	1	-	-	1	-	-	-	-	-	-	-	-	-	2	0.27
C64	Kidney etc.	-	-	-	-	-	-	-	-	-	-	1	3	-	-	-	-	-	4	0.53
C65	Renal Pelvis	-	-	-	-	-	-	-	-	-	-	-	-	-	-	-	-	-	-	-
C66	Ureter	-	-	-	-	-	-	-	-	-	-	-	-	-	-	-	-	-	-	-
C67	Bladder	-	-	-	-	-	-	1	-	-	-	-	1	1	-	2	-	-	5	0.66
C68	Uns. Urinary Organs	-	-	-	-	-	-	-	-	-	-	-	-	-	-	-	-	-	-	-
C69	Eye	-	-	-	-	-	-	-	-	-	-	-	-	-	-	-	-	-	-	-
C70-C72	Brain, Nervous System	-	-	-	-	-	-	-	1	1	1	-	-	2	-	-	-	-	5	0.66
C73	Thyroid	-	-	1	4	4	9	3	7	7	2	2	4	3	4	2	2	-	54	7.18
C74	Adrenal Gland	1	-	-	-	-	-	-	-	-	-	-	-	-	-	-	-	-	1	0.13
C81	Hodgkins Disease	1	-	-	1	-	-	-	-	-	-	1	-	-	-	-	-	-	3	0.40
C82-85,C96	NHL	-	1	-	-	2	-	-	5	1	2	4	1	1	2	1	1	-	21	2.79
C88	Malig Imn.Prol D	-	-	-	-	-	-	-	-	-	-	-	-	-	-	-	-	-	-	-
C90	Multiple Myeloma	-	-	-	-	-	-	-	-	-	-	-	-	1	2	-	-	-	3	0.40
C91	Lymphoid Leuk.	1	2	-	1	-	1	-	-	-	-	-	-	-	1	-	-	-	6	0.80
C92-C94	Myeloid Leukaemia	-	3	3	2	1	1	2	2	3	-	1	-	-	1	-	2	-	21	2.79
C95	Leukaemia Uns	-	-	-	-	-	-	-	-	-	-	-	-	-	-	-	-	-	-	-
O&U *	Other and Uns	-	-	-	-	-	-	-	5	3	-	1	-	2	-	1	1	-	13	1.73
	All Sites	3	7	4	11	13	30	32	56	66	78	87	62	80	76	61	86	-	752	100.0

* O&U includes the Sites (ICD-10: C26, C39, C48, C75, C76, C77, C78, C79, C80, C97)

TABLE IMP-4(a):
Average Annual Age Specific, Crude (CR), Age Adjusted (AAR) (with Standard Error (SE)) and
Truncated (35-64 yrs) (TR) Incidence Rate per 100,000 population: 2006-2008 - Males
Imphal West District

ICD-10	0-4	5-9	10-14	15-19	20-24	25-29	30-34	35-39	40-44	45-49	50-54	55-59	60-64	65-69	70-74	>75	CR	AAR	SE	TR
C00	-	-	-	-	-	-	-	-	-	-	3.0	4.6	-	-	-	-	0.3	0.33	0.24	1.1
C01-C02	-	-	-	-	-	1.5	-	1.8	-	5.2	6.0	9.2	19.3	-	8.6	22.5	2.1	2.60	0.69	6.0
C03-C06	-	-	-	-	-	-	1.6	-	4.4	-	11.9	4.6	38.6	-	25.9	7.5	2.5	3.35	0.82	8.3
C07-C08	-	-	-	-	-	-	-	-	-	-	3.0	-	6.4	15.1	-	-	0.5	0.86	0.44	1.3
C09	-	-	-	-	-	-	1.6	-	-	2.6	3.0	-	6.4	-	17.3	7.5	1.0	1.16	0.45	1.8
C10	-	-	-	-	-	-	-	-	-	-	-	-	-	7.6	-	-	0.1	0.23	0.23	-
C11	-	-	-	-	1.3	2.9	1.6	1.8	2.2	12.9	17.9	4.6	12.9	15.1	34.6	15.0	3.8	4.49	0.87	8.4
C12-C13	-	-	-	-	-	-	1.6	-	2.2	-	-	-	12.9	15.1	17.3	7.5	1.2	1.69	0.59	2.1
C14	-	-	-	-	-	-	-	-	2.2	-	-	-	-	-	-	-	0.1	0.13	0.13	0.4
C15	-	-	-	-	-	-	-	-	4.4	5.2	14.9	27.7	32.2	52.9	51.8	52.4	5.5	7.38	1.19	12.0
C16	-	-	-	-	-	-	-	1.8	-	12.9	14.9	46.2	45.1	52.9	34.6	52.4	6.3	8.61	1.30	17.0
C17	-	-	-	-	-	-	-	-	-	-	-	-	-	7.6	-	-	0.1	0.23	0.23	-
C18	-	-	-	-	2.5	-	3.3	3.6	-	5.2	14.9	9.2	12.9	22.7	25.9	37.4	3.8	4.50	0.88	7.0
C19-C20	-	-	-	-	-	-	-	1.8	4.4	2.6	3.0	13.9	6.4	7.6	25.9	15.0	2.1	2.53	0.67	4.8
C21	-	-	-	-	-	-	-	-	-	-	-	-	-	-	-	15.0	0.3	0.30	0.21	-
C22	-	-	-	-	-	-	1.6	3.6	6.5	7.8	3.0	32.4	6.4	7.6	25.9	15.0	3.3	3.92	0.82	9.0
C23-C24	-	-	-	-	-	1.5	-	3.6	6.5	5.2	-	-	6.4	15.1	17.3	7.5	1.9	2.24	0.62	3.8
C25	-	-	-	-	-	-	-	-	-	-	-	-	12.9	-	-	-	0.3	0.52	0.36	1.7
C30-C31	-	-	-	-	-	-	-	-	-	-	6.0	-	6.4	15.1	-	-	0.7	1.01	0.46	1.8
C32	-	-	-	-	-	-	-	-	-	2.6	8.9	9.2	19.3	7.6	25.9	37.4	2.5	3.24	0.78	5.6
C33-C34	-	-	-	-	-	-	1.6	3.6	8.7	12.9	32.7	64.7	83.7	173.7	259.2	277.1	19.2	25.13	2.17	29.3
C37-C38	-	-	-	-	-	-	-	-	2.2	-	-	-	-	-	-	-	0.1	0.13	0.13	0.4
C40-C41	-	-	-	1.3	1.3	1.5	-	3.6	-	2.6	-	-	-	7.6	-	15.0	1.2	1.23	0.43	1.2
C43	-	-	-	-	-	-	-	-	-	-	-	-	-	-	-	-	-	-	-	-
C44	-	-	-	-	-	-	-	-	6.5	7.8	-	13.9	19.3	-	17.3	37.4	2.6	3.28	0.77	7.0
C45	-	-	-	-	-	-	-	-	-	-	-	-	-	-	-	-	-	-	-	-
C46	-	-	-	-	-	-	1.6	1.8	-	-	-	-	-	-	-	-	0.3	0.21	0.15	0.4
C47+C49	-	-	-	-	-	-	1.6	-	-	-	-	-	-	-	-	-	0.1	0.10	0.10	-
C50	-	-	-	-	-	-	-	-	2.6	-	-	-	-	-	-	-	0.1	0.16	0.16	0.5
C60	-	-	-	-	-	-	3.3	-	-	-	8.9	-	6.4	-	17.3	-	1.1	1.25	0.46	2.3
C61	-	-	-	-	-	-	-	-	-	-	3.0	-	6.4	7.6	34.6	52.4	1.9	2.37	0.65	1.3
C62	-	-	-	-	-	-	1.6	-	-	-	3.0	-	-	-	-	-	0.3	0.25	0.18	0.5
C63	-	-	-	-	-	-	-	-	-	-	-	-	-	-	-	-	-	-	-	-
C64	-	-	-	-	-	-	-	-	2.2	2.6	-	-	-	15.1	-	15.0	0.8	1.04	0.43	0.9
C65	-	-	-	-	-	-	-	-	-	-	-	-	-	-	-	-	-	-	-	-
C66	-	-	-	-	-	-	-	-	-	-	-	-	-	-	-	-	-	-	-	-
C67	-	-	-	-	-	-	-	1.8	-	5.2	6.0	9.2	25.8	30.2	8.6	22.5	2.6	3.65	0.86	6.8
C68	-	-	-	-	-	-	-	-	-	-	-	-	-	-	-	-	-	-	-	-
C69	-	-	-	-	-	-	-	-	-	-	-	-	-	-	-	-	-	-	-	-
C70-C72	-	-	-	-	-	-	3.3	-	-	-	6.0	-	-	-	-	-	0.5	0.49	0.25	1.0
C73	-	-	-	-	1.3	-	1.6	1.8	4.4	2.6	3.0	-	-	-	17.3	-	1.2	1.22	0.41	2.2
C74	-	-	-	-	-	-	-	-	-	-	-	-	-	-	-	-	-	-	-	-
C81	-	-	-	-	-	1.5	-	-	2.2	-	-	-	-	-	-	-	0.3	0.25	0.18	0.4
C82-85,C96	-	1.6	1.3	-	5.0	-	3.3	5.4	6.5	7.8	11.9	32.4	25.8	22.7	25.9	30.0	5.8	6.78	1.09	13.2
C88	-	-	-	-	-	-	-	-	-	-	-	-	-	-	-	-	-	-	-	-
C90	-	-	-	-	-	-	-	-	-	-	-	13.9	-	7.6	-	-	0.5	0.78	0.39	1.8
C91	1.8	1.6	2.6	2.6	-	1.5	-	-	-	-	-	-	-	-	-	-	1.0	0.96	0.37	-
C92-C94	-	4.8	2.6	2.6	1.3	2.9	1.6	1.8	6.5	7.8	6.0	-	-	-	8.6	7.5	3.0	2.97	0.64	4.1
C95	-	-	-	-	-	-	-	-	-	-	-	-	-	-	-	-	-	-	-	-
O&U *	-	-	-	-	1.3	-	-	-	-	2.6	8.9	9.2	6.4	22.7	-	15.0	1.8	2.31	0.66	4.0
All	1.8	7.9	6.5	6.5	13.9	13.2	31.1	38.1	71.9	116.4	199.4	305.2	418.6	528.6	700.0	763.9	82.9	103.9	4.35	169.4

TABLE IMP-4(b):
Average Annual Age Specific, Crude (CR), Age Adjusted (AAR) (with Standard Error (SE)) and
Truncated (35-64 yrs) (TR) Incidence Rate per 100,000 population: 2006-2008 - Females
Imphal West District

ICD-10	0-4	5-9	10-14	15-19	20-24	25-29	30-34	35-39	40-44	45-49	50-54	55-59	60-64	65-69	70-74	>75	CR	AAR	SE	TR
C00	-	-	-	-	-	-	-	-	-	-	3.2	-	-	-	-	-	0.1	0.16	0.16	0.5
C01-C02	-	-	-	-	-	-	-	1.7	-	2.5	3.2	5.0	5.4	13.5	7.6	6.0	1.2	1.51	0.52	2.7
C03-C06	-	-	-	-	-	1.3	-	-	-	-	-	5.0	5.4	-	-	-	0.4	0.53	0.31	1.3
C07-C08	-	1.7	-	-	-	-	1.6	1.7	2.1	2.5	3.2	-	16.3	-	7.6	-	1.3	1.61	0.53	3.8
C09	-	-	-	-	-	-	-	-	2.1	-	-	-	-	-	-	12.0	0.4	0.37	0.21	0.4
C10	-	-	-	-	-	-	-	-	-	-	-	-	-	-	-	-	-	-	-	-
C11	-	-	-	-	-	1.3	-	1.7	6.4	5.0	6.3	-	10.8	6.8	15.1	-	1.9	2.15	0.59	5.0
C12-C13	-	-	-	-	-	-	-	-	-	-	-	-	-	-	7.6	-	0.1	0.15	0.15	-
C14	-	-	-	-	-	-	-	-	-	-	-	-	-	-	-	-	-	-	-	-
C15	-	-	-	-	-	-	-	-	-	-	12.6	20.1	16.3	20.3	7.6	48.0	3.1	3.80	0.81	6.7
C16	-	-	-	-	1.2	2.7	1.6	-	4.2	15.1	3.2	5.0	27.1	33.8	22.7	42.0	4.6	5.32	0.94	8.4
C17	-	-	-	-	-	-	-	-	-	2.5	-	-	-	-	-	-	0.1	0.15	0.15	0.5
C18	-	-	-	-	-	-	-	-	-	-	3.2	10.0	16.3	-	22.7	18.0	1.6	2.02	0.60	3.9
C19-C20	-	-	-	-	-	8.1	-	3.5	2.1	5.0	12.6	-	-	6.8	-	6.0	2.3	2.24	0.56	4.1
C21	-	-	-	-	-	-	-	-	-	-	-	-	-	-	-	-	-	-	-	-
C22	-	-	-	-	-	-	3.1	-	-	5.0	-	10.0	-	13.5	7.6	6.0	1.3	1.57	0.51	2.3
C23-C24	-	-	-	-	-	2.7	1.6	3.5	8.5	15.1	18.9	40.2	43.3	27.1	68.1	30.0	7.4	8.99	1.24	19.1
C25	-	-	-	-	-	-	-	-	-	2.5	6.3	5.0	-	-	7.6	6.0	0.8	0.94	0.39	2.2
C30-C31	-	-	-	-	-	-	-	-	-	-	3.2	-	5.4	-	-	-	0.3	0.37	0.27	1.2
C32	-	-	-	-	-	1.3	1.6	1.7	-	2.5	-	5.0	16.3	6.8	-	12.0	1.5	1.75	0.55	3.6
C33-C34	-	-	-	-	-	-	-	3.5	-	12.6	37.9	55.2	92.1	148.9	166.4	161.9	15.9	19.78	1.86	28.2
C37-C38	-	-	-	-	-	-	-	-	-	-	3.2	-	-	-	-	-	0.1	0.16	0.16	0.5
C40-C41	-	-	-	2.6	1.2	2.7	-	-	2.1	-	3.2	-	5.4	-	-	-	1.1	1.04	0.38	1.6
C43	-	-	-	-	-	-	-	-	-	-	-	-	-	-	-	-	-	-	-	-
C44	-	-	-	-	-	-	1.6	3.5	-	5.0	3.2	5.0	16.3	27.1	37.8	24.0	3.1	3.66	0.79	4.9
C45	-	-	-	-	-	-	-	-	-	-	-	-	-	-	-	-	-	-	-	-
C46	-	-	-	-	-	-	-	1.7	-	-	-	-	-	-	-	-	0.1	0.10	0.10	0.3
C47+C49	-	-	-	-	-	-	3.1	-	4.2	-	-	-	5.4	-	-	-	0.7	0.66	0.31	1.5
C50	-	-	-	-	1.2	-	12.6	22.7	27.5	30.2	44.2	25.1	37.9	47.4	7.6	48.0	12.0	12.94	1.42	30.8
C51	-	-	-	-	-	-	-	1.7	2.1	-	3.2	5.0	5.4	-	-	12.0	0.9	1.05	0.41	2.6
C52	-	-	-	-	-	-	-	-	-	2.5	-	-	-	-	7.6	-	0.3	0.30	0.21	0.5
C53	-	-	-	-	-	2.7	11.0	7.0	27.5	50.4	59.9	60.2	37.9	81.2	22.7	24.0	13.9	16.26	1.64	38.8
C54	-	-	-	-	-	-	-	-	-	-	-	5.0	-	-	-	-	0.1	0.20	0.20	0.6
C55	-	-	-	-	-	-	-	-	-	-	-	-	-	-	-	-	-	-	-	-
C56	-	-	-	1.3	2.4	2.7	3.1	7.0	19.1	25.2	12.6	5.0	16.3	13.5	-	24.0	5.9	6.15	0.95	14.7
C57	-	-	-	-	-	-	-	-	-	-	-	-	-	-	-	-	-	-	-	-
C58	-	-	-	-	1.2	-	-	1.7	-	-	-	-	-	-	-	-	0.3	0.20	0.14	0.3
C64	-	-	-	-	-	-	-	-	-	-	3.2	15.1	-	-	-	-	0.5	0.76	0.38	2.5
C65	-	-	-	-	-	-	-	-	-	-	-	-	-	-	-	-	-	-	-	-
C66	-	-	-	-	-	-	-	-	-	-	-	-	-	-	-	-	-	-	-	-
C67	-	-	-	-	-	-	1.6	-	-	-	-	5.0	5.4	-	15.1	-	0.7	0.81	0.38	1.3
C68	-	-	-	-	-	-	-	-	-	-	-	-	-	-	-	-	-	-	-	-
C69	-	-	-	-	-	-	-	-	-	-	-	-	-	-	-	-	-	-	-	-
C70-C72	-	-	-	-	-	-	-	1.7	2.1	2.5	-	-	10.8	-	-	-	0.7	0.82	0.38	2.6
C73	-	-	1.4	5.1	4.8	12.1	4.7	12.2	14.8	5.0	6.3	20.1	16.3	27.1	15.1	12.0	7.3	7.26	1.03	11.9
C74	1.9	-	-	-	-	-	-	-	-	-	-	-	-	-	-	-	0.1	0.23	0.23	-
C81	1.9	-	-	1.3	-	-	-	-	-	-	3.2	-	-	-	-	-	0.4	0.50	0.30	0.5
C82-85,C96	-	1.7	-	-	2.4	-	-	8.7	2.1	5.0	12.6	5.0	5.4	13.5	7.6	6.0	2.8	3.04	0.69	6.5
C88	-	-	-	-	-	-	-	-	-	-	-	-	-	-	-	-	-	-	-	-
C90	-	-	-	-	-	-	-	-	-	-	-	-	5.4	13.5	-	-	0.4	0.62	0.36	0.7
C91	1.9	3.4	-	1.3	-	1.3	-	-	-	-	-	-	-	6.8	-	-	0.8	1.00	0.42	-
C92-C94	-	5.2	4.1	2.6	1.2	1.3	3.1	3.5	6.4	-	3.2	-	-	6.8	-	12.0	2.8	2.69	0.60	2.4
C95	-	-	-	-	-	-	-	-	-	-	-	-	-	-	-	-	-	-	-	-
O&U *	-	-	-	-	-	-	-	8.7	6.4	-	3.2	-	10.8	-	7.6	6.0	1.7	1.77	0.51	4.8
All	5.7	12.0	5.4	14.0	15.5	40.4	50.2	97.9	139.8	196.5	274.5	311.3	433.3	514.3	461.2	515.6	101.1	115.6	4.35	224.4

TABLE IMP-5(a): Number (#) and Proportion (%) of Cancers by Site (ICD-10) and Method of Diagnosis: 2006-2008 - Males

Imphal West District

ICD-10 -	Site	Clinical		Microscopic		X-Ray / Imaging		DCO		Others		Unknown		Total	
		#	%	#	%	#	%	#	%	#	%	#	%	#	%
C00	Lip	-	-	2	100.0	-	-	-	-	-	-	-	-	2	100.0
C01-C02	Tongue	-	-	15	100.0	-	-	-	-	-	-	-	-	15	100.0
C03-C06	Mouth	-	-	18	100.0	-	-	-	-	-	-	-	-	18	100.0
C07-C08	Salivary Gland	-	-	4	100.0	-	-	-	-	-	-	-	-	4	100.0
C09	Tonsil	-	-	7	100.0	-	-	-	-	-	-	-	-	7	100.0
C10	Oth. Oropharynx	-	-	1	100.0	-	-	-	-	-	-	-	-	1	100.0
C11	Nasopharynx	-	-	28	100.0	-	-	-	-	-	-	-	-	28	100.0
C12-C13	Hypopharynx	-	-	9	100.0	-	-	-	-	-	-	-	-	9	100.0
C14	Pharynx Unspecified	-	-	1	100.0	-	-	-	-	-	-	-	-	1	100.0
C15	Oesophagus	-	-	40	100.0	-	-	-	-	-	-	-	-	40	100.0
C16	Stomach	-	-	42	91.3	1	2.2	1	2.2	1	2.2	1	2.2	46	100.0
C17	Small Intestine	-	-	1	100.0	-	-	-	-	-	-	-	-	1	100.0
C18	Colon	-	-	24	85.7	-	-	3	10.7	-	-	1	3.6	28	100.0
C19-C20	Rectum	-	-	15	100.0	-	-	-	-	-	-	-	-	15	100.0
C21	Anus & Anal Canal	-	-	2	100.0	-	-	-	-	-	-	-	-	2	100.0
C22	Liver	-	-	19	79.2	1	4.2	-	-	4	16.7	-	-	24	100.0
C23-C24	Gallbladder etc.	-	-	13	92.9	1	7.1	-	-	-	-	-	-	14	100.0
C25	Pancreas	-	-	2	100.0	-	-	-	-	-	-	-	-	2	100.0
C30-C31	Nose, Sinuses etc.	-	-	5	100.0	-	-	-	-	-	-	-	-	5	100.0
C32	Larynx	-	-	18	100.0	-	-	-	-	-	-	-	-	18	100.0
C33-C34	Lung etc.	-	-	126	90.0	12	8.6	2	1.4	-	-	-	-	140	100.0
C37-C38	Other Thoracic Organs	-	-	1	100.0	-	-	-	-	-	-	-	-	1	100.0
C40-C41	Bone	-	-	8	88.9	-	-	1	11.1	-	-	-	-	9	100.0
C43	Melanoma of Skin	-	-	-	-	-	-	-	-	-	-	-	-	-	-
C44	Other Skin	-	-	19	100.0	-	-	-	-	-	-	-	-	19	100.0
C45	Mesothelioma	-	-	-	-	-	-	-	-	-	-	-	-	-	-
C46	Kaposi Sarcoma	-	-	2	100.0	-	-	-	-	-	-	-	-	2	100.0
C47 + C49	Conn. & Soft Tissue	-	-	1	100.0	-	-	-	-	-	-	-	-	1	100.0
C50	Breast	-	-	1	100.0	-	-	-	-	-	-	-	-	1	100.0
C60	Penis	-	-	8	100.0	-	-	-	-	-	-	-	-	8	100.0
C61	Prostate	-	-	14	100.0	-	-	-	-	-	-	-	-	14	100.0
C62	Testis	-	-	2	100.0	-	-	-	-	-	-	-	-	2	100.0
C63	Other Male Genital	-	-	-	-	-	-	-	-	-	-	-	-	-	-
C64	Kidney etc.	-	-	6	100.0	-	-	-	-	-	-	-	-	6	100.0
C65	Renal Pelvis	-	-	-	-	-	-	-	-	-	-	-	-	-	-
C66	Ureter	-	-	-	-	-	-	-	-	-	-	-	-	-	-
C67	Bladder	-	-	18	94.7	-	-	-	-	1	5.3	-	-	19	100.0
C68	Uns. Urinary Organs	-	-	-	-	-	-	-	-	-	-	-	-	-	-
C69	Eye	-	-	-	-	-	-	-	-	-	-	-	-	-	-
C70-C72	Brain, Nervous System	-	-	1	25.0	3	75.0	-	-	-	-	-	-	4	100.0
C73	Thyroid	-	-	9	100.0	-	-	-	-	-	-	-	-	9	100.0
C74	Adrenal Gland	-	-	-	-	-	-	-	-	-	-	-	-	-	-
C81	Hodgkins Disease	-	-	2	100.0	-	-	-	-	-	-	-	-	2	100.0
C82-85,C96	NHL	-	-	41	97.6	-	-	1	2.4	-	-	-	-	42	100.0
C88	Malig Imn.Prol D	-	-	-	-	-	-	-	-	-	-	-	-	-	-
C90	Multiple Myeloma	-	-	4	100.0	-	-	-	-	-	-	-	-	4	100.0
C91	Lymphoid Leuk.	-	-	7	100.0	-	-	-	-	-	-	-	-	7	100.0
C92-C94	Myeloid Leukaemia	-	-	21	95.5	-	-	1	4.5	-	-	-	-	22	100.0
C95	Leukaemia Uns	-	-	-	-	-	-	-	-	-	-	-	-	-	-
O&U *	Other and Uns	-	-	11	84.6	2	15.4	-	-	-	-	-	-	13	100.0
	All Sites	-	-	568	93.9	20	3.3	9	-	6.0	1.0	2	0.3	605	100.0

TABLE IMP-5(b): Number (#) and Proportion (%) of Cancers by Site (ICD-10) and Method of Diagnosis : 2006-2008 - Females

Imphal West District

ICD-10 -	Site	Clinical		Microscopic		X-Ray / Imaging		DCO		Others		Unknown		Total	
		#	%	#	%	#	%	#	%	#	%	#	%	#	%
C00	Lip	-	-	1	100.0	-	-	-	-	-	-	-	-	1	100.0
C01-C02	Tongue	-	-	9	100.0	-	-	-	-	-	-	-	-	9	100.0
C03-C06	Mouth	-	-	3	100.0	-	-	-	-	-	-	-	-	3	100.0
C07-C08	Salivary Gland	-	-	10	100.0	-	-	-	-	-	-	-	-	10	100.0
C09	Tonsil	-	-	3	100.0	-	-	-	-	-	-	-	-	3	100.0
C10	Oth. Oropharynx	-	-	-	-	-	-	-	-	-	-	-	-	-	-
C11	Nasopharynx	-	-	14	100.0	-	-	-	-	-	-	-	-	14	100.0
C12-C13	Hypopharynx	-	-	1	100.0	-	-	-	-	-	-	-	-	1	100.0
C14	Pharynx Unspecified	-	-	-	-	-	-	-	-	-	-	-	-	-	-
C15	Oesophagus	-	-	22	95.7	1	4.3	-	-	-	-	-	-	23	100.0
C16	Stomach	-	-	34	100.0	-	-	-	-	-	-	-	-	34	100.0
C17	Small Intestine	-	-	1	100.0	-	-	-	-	-	-	-	-	1	100.0
C18	Colon	-	-	12	100.0	-	-	-	-	-	-	-	-	12	100.0
C19-C20	Rectum	-	-	17	100.0	-	-	-	-	-	-	-	-	17	100.0
C21	Anus & Anal Canal	-	-	-	-	-	-	-	-	-	-	-	-	-	-
C22	Liver	-	-	7	70.0	2	20.0	-	-	1	10.0	-	-	10	100.0
C23-C24	Gallbladder etc.	-	-	54	98.2	-	-	1	1.8	-	-	-	-	55	100.0
C25	Pancreas	-	-	6	100.0	-	-	-	-	-	-	-	-	6	100.0
C30-C31	Nose, Sinuses etc.	-	-	2	100.0	-	-	-	-	-	-	-	-	2	100.0
C32	Larynx	-	-	10	90.9	1	9.1	-	-	-	-	-	-	11	100.0
C33-C34	Lung etc.	1	0.8	96	81.4	19	16.1	2	1.7	-	-	-	-	118	100.0
C37-C38	Other Thoracic Organs	-	-	1	100.0	-	-	-	-	-	-	-	-	1	100.0
C40-C41	Bone	-	-	7	87.5	1	12.5	-	-	-	-	-	-	8	100.0
C43	Melanoma of Skin	-	-	-	-	-	-	-	-	-	-	-	-	-	-
C44	Other Skin	-	-	22	95.7	-	-	-	-	-	-	1	4.3	23	100.0
C45	Mesothelioma	-	-	-	-	-	-	-	-	-	-	-	-	-	-
C46	Kaposi Sarcoma	-	-	1	100.0	-	-	-	-	-	-	-	-	1	100.0
C47+C49	Conn. & Soft Tissue	-	-	5	100.0	-	-	-	-	-	-	-	-	5	100.0
C50	Breast	-	-	87	97.8	1	1.1	-	-	-	-	1	1.1	89	100.0
C51	Vulva	-	-	7	100.0	-	-	-	-	-	-	-	-	7	100.0
C52	Vagina	-	-	2	100.0	-	-	-	-	-	-	-	-	2	100.0
C53	Cervix Uteri	-	-	102	99.0	-	-	-	-	-	-	1	1.0	103	100.0
C54	Corpus Uteri	-	-	1	100.0	-	-	-	-	-	-	-	-	1	100.0
C55	Uterus Unspecified	-	-	-	-	-	-	-	-	-	-	-	-	-	-
C56	Ovary etc.	-	-	43	97.7	-	-	-	-	1	2.3	-	-	44	100.0
C57	Other Female Genital	-	-	-	-	-	-	-	-	-	-	-	-	-	-
C58	Placenta	-	-	2	100.0	-	-	-	-	-	-	-	-	2	100.0
C64	Kidney etc.	-	-	4	100.0	-	-	-	-	-	-	-	-	4	100.0
C65	Renal Pelvis	-	-	-	-	-	-	-	-	-	-	-	-	-	-
C66	Ureter	-	-	-	-	-	-	-	-	-	-	-	-	-	-
C67	Bladder	-	-	5	100.0	-	-	-	-	-	-	-	-	5	100.0
C68	Uns.Urinary Organs	-	-	-	-	-	-	-	-	-	-	-	-	-	-
C69	Eye	-	-	-	-	-	-	-	-	-	-	-	-	-	-
C70-C72	Brain, Nervous System	-	-	3	60.0	2	40.0	-	-	-	-	-	-	5	100.0
C73	Thyroid	-	-	53	98.1	-	-	-	-	-	-	1	1.9	54	100.0
C74	Adrenal Gland	-	-	1	100.0	-	-	-	-	-	-	-	-	1	100.0
C81	Hodgkins Disease	-	-	2	66.7	1	33.3	-	-	-	-	-	-	3	100.0
C82-85,C96	NHL	-	-	20	95.2	-	-	1	4.8	-	-	-	-	21	100.0
C88	Malig Imn.Prol D	-	-	-	-	-	-	-	-	-	-	-	-	-	-
C90	Multiple Myeloma	-	-	3	100.0	-	-	-	-	-	-	-	-	3	100.0
C91	Lymphoid Leuk.	-	-	5	83.3	-	-	1	16.7	-	-	-	-	6	100.0
C92-C94	Myeloid Leukaemia	-	-	19	90.5	-	-	2	9.5	-	-	-	-	21	100.0
C95	Leukaemia Uns	-	-	-	-	-	-	-	-	-	-	-	-	-	-
O&U *	Other and Uns	-	-	13	100.0	-	-	-	-	-	-	-	-	13	100.0
	All Sites	1	0.1	710	94.4	28	3.7	7	-	2.0	0.3	4	0.5	752	100.0

TABLE IMP-6(a): Number (#) and Proportion (%) of Cancers by Site (ICD-10) and Detailed Microscopic Diagnosis: 2006-2008 - Males : Imphal West District

ICD-10 -	Site	Pri. Hist		Sec. Hist		Cytology		Blood Film		Bone Marrow		Others		Total	
		#	%	#	%	#	%	#	%	#	%	#	%	#	%
C00	Lip	2	100.0	-	-	-	-	-	-	-	-	-	-	2	100.0
C01-C02	Tongue	10	66.7	-	-	5	33.3	-	-	-	-	-	-	15	100.0
C03-C06	Mouth	14	77.8	-	-	4	22.2	-	-	-	-	-	-	18	100.0
C07-C08	Salivary Gland	1	25.0	-	-	3	75.0	-	-	-	-	-	-	4	100.0
C09	Tonsil	4	57.1	-	-	3	42.9	-	-	-	-	-	-	7	100.0
C10	Oth. Oropharynx	1	100.0	-	-	-	-	-	-	-	-	-	-	1	100.0
C11	Nasopharynx	8	28.6	1	3.6	19	67.9	-	-	-	-	-	-	28	100.0
C12-C13	Hypopharynx	5	55.6	-	-	4	44.4	-	-	-	-	-	-	9	100.0
C14	Pharynx Unspecified	1	100.0	-	-	-	-	-	-	-	-	-	-	1	100.0
C15	Oesophagus	36	90.0	-	-	4	10.0	-	-	-	-	-	-	40	100.0
C16	Stomach	28	60.9	2	4.3	12	26.1	-	-	-	-	4	8.7	46	100.0
C17	Small Intestine	1	100.0	-	-	-	-	-	-	-	-	-	-	1	100.0
C18	Colon	20	71.4	2	7.1	2	7.1	-	-	-	4	-	14.3	28	100.0
C19-C20	Rectum	15	100.0	-	-	-	-	-	-	-	-	-	-	15	100.0
C21	Anus & Anal Canal	2	100.0	-	-	-	-	-	-	-	-	-	-	2	100.0
C22	Liver	3	12.5	-	-	16	66.7	-	-	-	5	-	20.8	24	100.0
C23-C24	Gallbladder etc.	8	57.1	-	-	5	35.7	-	-	-	1	-	7.1	14	100.0
C25	Pancreas	-	-	-	-	2	100.0	-	-	-	-	-	-	2	100.0
C30-C31	Nose, Sinuses etc.	4	80.0	1	20.0	-	-	-	-	-	-	-	-	5	100.0
C32	Larynx	16	88.9	-	-	2	11.1	-	-	-	-	-	-	18	100.0
C33-C34	Lung etc.	18	12.9	1	0.7	107	76.4	-	-	-	14	-	10.0	140	100.0
C37-C38	Other Thoracic Organs	-	-	-	-	1	100.0	-	-	-	-	-	-	1	100.0
C40-C41	Bone	2	22.2	-	-	6	66.7	-	-	-	1	-	11.1	9	100.0
C43	Melanoma of Skin	-	-	-	-	-	-	-	-	-	-	-	-	-	-
C44	Other Skin	14	73.7	-	-	5	26.3	-	-	-	-	-	-	19	100.0
C45	Mesothelioma	-	-	-	-	-	-	-	-	-	-	-	-	-	-
C46	Kaposi Sarcoma	1	50.0	-	-	1	50.0	-	-	-	-	-	-	2	100.0
C47 + C49	Conn. & Soft Tissue	1	100.0	-	-	-	-	-	-	-	-	-	-	1	100.0
C50	Breast	-	-	-	-	1	100.0	-	-	-	-	-	-	1	100.0
C60	Penis	5	62.5	-	-	3	37.5	-	-	-	-	-	-	8	100.0
C61	Prostate	13	92.9	-	-	1	7.1	-	-	-	-	-	-	14	100.0
C62	Testis	1	50.0	-	-	1	50.0	-	-	-	-	-	-	2	100.0
C63	Other Male Genital	-	-	-	-	-	-	-	-	-	-	-	-	-	-
C64	Kidney etc.	3	50.0	-	-	3	50.0	-	-	-	-	-	-	6	100.0
C65	Renal Pelvis	-	-	-	-	-	-	-	-	-	-	-	-	-	-
C66	Ureter	-	-	-	-	-	-	-	-	-	-	-	-	-	-
C67	Bladder	18	94.7	-	-	-	-	-	-	-	-	1	5.3	19	100.0
C68	Uns. Urinary Organs	-	-	-	-	-	-	-	-	-	-	-	-	-	-
C69	Eye	-	-	-	-	-	-	-	-	-	-	-	-	-	-
C70-C72	Brain, Nervous System	-	-	-	-	1	25.0	-	-	-	-	3	75.0	4	100.0
C73	Thyroid	4	44.4	1	11.1	4	44.4	-	-	-	-	-	-	9	100.0
C74	Adrenal Gland	-	-	-	-	-	-	-	-	-	-	-	-	-	-
C81	Hodgkins Disease	2	100.0	-	-	-	-	-	-	-	-	-	-	2	100.0
C82-85,C96	NHL	15	35.7	-	-	25	59.5	-	-	1	2.4	1	2.4	42	100.0
C88	Malig Imn.Prol D	-	-	-	-	-	-	-	-	-	-	-	-	-	-
C90	Multiple Myeloma	-	-	-	-	-	-	-	-	4	100.0	-	-	4	100.0
C91	Lymphoid Leuk.	-	-	-	-	-	-	-	-	7	100.0	-	-	7	100.0
C92-C94	Myeloid Leukaemia	-	-	-	-	-	-	-	-	21	95.5	1	4.5	22	100.0
C95	Leukaemia Uns	-	-	-	-	-	-	-	-	-	-	-	-	-	-
O&U *	Other and Uns	7	53.8	-	-	4	30.8	-	-	-	-	2	15.4	13	100.0
	All Sites	283	46.8	8	1.3	244	40.3	-	-	33	5.5	37	6.1	605	100.0

TABLE IMP-6(b): Number (#) and Proportion (%) of Cancers by Site (ICD-10) and Detailed Microscopic Diagnosis: 2006-2008 - Females : Imphal West District

ICD-10	Site	Pri. Hist		Sec. Hist		Cytology		Blood Film		Bone Marrow		Others		Total	
		#	%	#	%	#	%	#	%	#	%	#	%	#	%
C00	Lip	1	100.0	-	-	-	-	-	-	-	-	-	-	1	100.0
C01-C02	Tongue	7	77.8	-	-	2	22.2	-	-	-	-	-	-	9	100.0
C03-C06	Mouth	3	100.0	-	-	-	-	-	-	-	-	-	-	3	100.0
C07-C08	Salivary Gland	4	40.0	-	-	6	60.0	-	-	-	-	-	-	10	100.0
C09	Tonsil	1	33.3	-	-	2	66.7	-	-	-	-	-	-	3	100.0
C10	Oth. Oropharynx	-	-	-	-	-	-	-	-	-	-	-	-	-	-
C11	Nasopharynx	7	50.0	-	-	7	50.0	-	-	-	-	-	-	14	100.0
C12-C13	Hypopharynx	1	100.0	-	-	-	-	-	-	-	-	-	-	1	100.0
C14	Pharynx Unspecified	-	-	-	-	-	-	-	-	-	-	-	-	-	-
C15	Oesophagus	17	73.9	-	-	5	21.7	-	-	-	-	1	4.3	23	100.0
C16	Stomach	27	79.4	2	5.9	5	14.7	-	-	-	-	-	-	34	100.0
C17	Small Intestine	1	100.0	-	-	-	-	-	-	-	-	-	-	1	100.0
C18	Colon	6	50.0	1	8.3	5	41.7	-	-	-	-	-	-	12	100.0
C19-C20	Rectum	15	88.2	1	5.9	1	5.9	-	-	-	-	-	-	17	100.0
C21	Anus & Anal Canal	-	-	-	-	-	-	-	-	-	-	-	-	-	-
C22	Liver	-	-	1	10.0	6	60.0	-	-	-	-	3	30.0	10	100.0
C23-C24	Gallbladder etc.	27	49.1	2	3.6	25	45.5	-	-	-	-	1	1.8	55	100.0
C25	Pancreas	1	16.7	1	16.7	4	66.7	-	-	-	-	-	-	6	100.0
C30-C31	Nose, Sinuses etc.	1	50.0	-	-	1	50.0	-	-	-	-	-	-	2	100.0
C32	Larynx	8	72.7	1	9.1	1	9.1	-	-	-	-	1	9.1	11	100.0
C33-C34	Lung etc.	6	5.1	2	1.7	88	74.6	-	-	-	-	22	18.6	118	100.0
C37-C38	Other Thoracic Organs	-	-	-	-	1	100.0	-	-	-	-	-	-	1	100.0
C40-C41	Bone	5	62.5	-	-	2	25.0	-	-	-	-	1	12.5	8	100.0
C43	Melanoma of Skin	-	-	-	-	-	-	-	-	-	-	-	-	-	-
C44	Other Skin	14	60.9	-	-	8	34.8	-	-	-	-	1	4.3	23	100.0
C45	Mesothelioma	-	-	-	-	-	-	-	-	-	-	-	-	-	-
C46	Kaposi Sarcoma	-	-	-	-	1	100.0	-	-	-	-	-	-	1	100.0
C47+C49	Conn. & Soft Tissue	4	80.0	-	-	1	20.0	-	-	-	-	-	-	5	100.0
C50	Breast	42	47.2	2	2.2	43	48.3	-	-	-	-	2	2.2	89	100.0
C51	Vulva	7	100.0	-	-	-	-	-	-	-	-	-	-	7	100.0
C52	Vagina	2	100.0	-	-	-	-	-	-	-	-	-	-	2	100.0
C53	Cervix Uteri	91	88.3	-	-	11	10.7	-	-	-	-	1	1.0	103	100.0
C54	Corpus Uteri	1	100.0	-	-	-	-	-	-	-	-	-	-	1	100.0
C55	Uterus Unspecified	-	-	-	-	-	-	-	-	-	-	-	-	-	-
C56	Ovary etc.	31	70.5	1	2.3	11	25.0	-	-	-	-	1	2.3	44	100.0
C57	Other Female Genital	-	-	-	-	-	-	-	-	-	-	-	-	-	-
C58	Placenta	1	50.0	-	-	1	50.0	-	-	-	-	-	-	2	100.0
C64	Kidney etc.	4	100.0	-	-	-	-	-	-	-	-	-	-	4	100.0
C65	Renal Pelvis	-	-	-	-	-	-	-	-	-	-	-	-	-	-
C66	Ureter	-	-	-	-	-	-	-	-	-	-	-	-	-	-
C67	Bladder	4	80.0	-	-	1	20.0	-	-	-	-	-	-	5	100.0
C68	Uns.Urinary Organs	-	-	-	-	-	-	-	-	-	-	-	-	-	-
C69	Eye	-	-	-	-	-	-	-	-	-	-	-	-	-	-
C70-C72	Brain, Nervous System	2	40.0	1	20.0	-	-	-	-	-	-	2	40.0	5	100.0
C73	Thyroid	32	59.3	-	-	21	38.9	-	-	-	-	1	1.9	54	100.0
C74	Adrenal Gland	-	-	-	-	1	100.0	-	-	-	-	-	-	1	100.0
C81	Hodgkins Disease	-	-	-	-	2	66.7	-	-	-	-	1	33.3	3	100.0
C82-85,C96	NHL	10	47.6	-	-	10	47.6	-	-	-	-	1	4.8	21	100.0
C88	Malig Imn.Prol D	-	-	-	-	-	-	-	-	-	-	-	-	-	-
C90	Multiple Myeloma	-	-	-	-	-	-	-	-	3	100.0	-	-	3	100.0
C91	Lymphoid Leuk.	-	-	-	-	-	-	-	-	5	83.3	1	16.7	6	100.0
C92-C94	Myeloid Leukaemia	-	-	-	-	-	-	-	-	19	90.5	2	9.5	21	100.0
C95	Leukaemia Uns	-	-	-	-	-	-	-	-	-	-	-	-	-	-
O&U *	Other and Uns	12	92.3	-	-	1	7.7	-	-	-	-	-	-	13	100.0
	All Sites	395	52.5	15	2.0	273	36.3	-	-	27	3.6	42	5.6	752	100.0

**TABLE IMP-7 (a): Number of Cancer Deaths by Five Year Age Group and Site (ICD-10):
2006-2008 – Males**

%= Relative Proportion of Cancers of All Sites.

Imphal West District

ICD-10	Site	0-4	5-9	10-14	15-19	20-24	25-29	30-34	35-39	40-44	45-49	50-54	55-59	60-64	65-69	70-74	75+	Unkn	Total	%
C00	Lip	-	-	-	-	-	-	-	-	-	-	-	-	-	-	-	-	-	-	-
C01-C02	Tongue	-	-	-	-	-	-	-	-	-	-	-	-	-	-	-	2	-	2	1.47
C03-C06	Mouth	-	-	-	-	-	-	-	-	-	-	-	-	-	-	1	2	-	3	2.21
C07-C08	Salivary Gland	-	-	-	-	-	-	-	-	-	-	-	-	-	-	-	-	-	-	-
C09	Tonsil	-	-	-	-	-	-	-	-	-	-	-	-	-	-	-	-	-	-	-
C10	Oth. Oropharynx	-	-	-	-	-	-	-	-	-	-	-	-	-	-	-	-	-	-	-
C11	Nasopharynx	-	-	-	-	-	-	-	-	1	-	-	1	-	2	2	-	-	6	4.41
C12-C13	Hypopharynx	-	-	-	-	-	-	-	-	-	-	-	2	-	-	-	-	-	2	1.47
C14	Pharynx Unspecified	-	-	-	-	-	-	-	-	-	-	-	-	-	-	-	-	-	-	-
C15	Oesophagus	-	-	-	-	-	-	-	-	-	-	1	1	2	2	5	-	-	11	8.09
C16	Stomach	-	-	-	-	-	-	-	-	1	1	3	1	4	1	8	-	-	19	13.97
C17	Small Intestine	-	-	-	-	-	-	-	-	-	-	-	-	-	-	-	-	-	-	-
C18	Colon	-	-	-	-	-	-	-	-	-	2	-	1	1	1	-	-	-	5	3.68
C19-C20	Rectum	-	-	-	-	-	-	-	1	-	-	1	-	2	2	-	-	-	6	4.41
C21	Anus & Anal Canal	-	-	-	-	-	-	-	-	-	-	-	-	-	-	-	-	-	-	-
C22	Liver	-	-	-	-	-	-	-	-	1	1	1	-	1	-	-	-	-	4	2.94
C23-C24	Gallbladder etc.	-	-	-	-	-	-	-	-	-	-	-	-	-	1	1	-	-	2	1.47
C25	Pancreas	-	-	-	-	-	-	-	-	-	-	-	1	-	-	-	-	-	1	0.74
C30-C31	Nose, Sinuses etc.	-	-	-	-	-	-	-	-	-	-	-	-	-	-	-	-	-	-	-
C32	Larynx	-	-	-	-	-	-	-	-	-	-	-	1	-	-	2	-	-	3	2.21
C33-C34	Lung etc.	-	-	-	-	-	-	-	2	1	-	6	5	4	14	23	-	-	55	40.44
C37-C38	Other Thoracic Organs	-	-	-	-	-	-	-	-	-	-	-	-	-	-	-	-	-	-	-
C40-C41	Bone	-	-	-	-	1	-	-	-	-	-	-	-	-	-	-	1	-	2	1.47
C43	Melanoma of Skin	-	-	-	-	-	-	-	-	-	-	-	-	-	-	-	-	-	-	-
C44	Other Skin	-	-	-	-	-	-	-	-	-	-	-	-	-	-	-	1	-	1	0.74
C45	Mesothelioma	-	-	-	-	-	-	-	-	-	-	-	-	-	-	-	-	-	-	-
C46	Kaposi Sarcoma	-	-	-	-	-	-	-	-	-	-	-	-	-	-	-	-	-	-	-
C47+C49	Conn. & Soft Tissue	-	-	-	-	-	-	-	-	-	-	-	-	-	-	-	-	-	-	-
C50	Breast	-	-	-	-	-	-	-	-	-	-	-	-	-	-	-	-	-	-	-
C60	Penis	-	-	-	-	-	-	-	-	1	-	-	-	-	-	-	-	-	1	0.74
C61	Prostate	-	-	-	-	-	-	-	-	-	-	-	-	-	-	-	1	-	1	0.74
C62	Testis	-	-	-	-	-	-	-	-	-	-	-	-	-	-	-	-	-	-	-
C63	Other Male Genital	-	-	-	-	-	-	-	-	-	-	-	-	-	-	-	-	-	-	-
C64	Kidney etc.	-	-	-	-	-	-	-	-	-	-	-	-	-	-	-	-	-	-	-
C65	Renal Pelvis	-	-	-	-	-	-	-	-	-	-	-	-	-	-	-	-	-	-	-
C66	Ureter	-	-	-	-	-	-	-	-	-	-	-	-	-	-	-	-	-	-	-
C67	Bladder	-	-	-	-	-	-	-	-	-	-	-	-	-	-	1	1	-	2	1.47
C68	Uns. Urinary Organs	-	-	-	-	-	-	-	-	-	-	-	-	-	-	-	-	-	-	-
C69	Eye	-	-	-	-	-	-	-	-	-	-	-	-	-	-	-	-	-	-	-
C70-C72	Brain, Nervous System	1	-	-	-	-	-	-	-	1	-	-	-	-	-	-	-	-	2	1.47
C73	Thyroid	-	-	-	-	-	-	-	-	-	-	-	-	-	-	-	-	-	-	-
C74	Adrenal Gland	-	-	-	-	-	-	-	-	-	-	-	-	-	-	-	-	-	-	-
C81	Hodgkins Disease	-	-	-	-	-	-	-	-	-	-	-	-	-	-	-	-	-	-	-
C82-85,C96	NHL	-	-	-	-	-	-	1	-	-	-	-	-	-	-	1	-	-	2	1.47
C88	Malig Imn.Prol D	-	-	-	-	-	-	-	-	-	-	-	-	-	-	-	-	-	-	-
C90	Multiple Myeloma	-	-	-	-	-	-	-	-	-	-	-	-	-	-	-	-	-	-	-
C91	Lymphoid Leuk.	-	-	1	-	-	-	-	-	-	-	-	-	-	-	-	-	-	1	0.74
C92-C94	Myeloid Leukaemia	-	-	-	-	1	1	-	-	1	-	-	-	-	-	1	1	-	5	3.68
C95	Leukaemia Uns	-	-	-	-	-	-	-	-	-	-	-	-	-	-	-	-	-	-	-
O&U *	Other and Uns	-	-	-	-	-	-	-	-	-	-	-	-	-	-	-	-	-	-	-
	All Sites	1	-	1	-	2	1	1	-	4	6	4	10	15	11	28	52	-	136	100.00

**TABLE IMP-7 (b): Number of Cancer Deaths by Five Year Age Group and Site (ICD-10):
2006-2008 – Females**

%= Relative Proportion of Cancers of All Sites.

Imphal West District

ICD-10	Site	0-4	5-9	10-14	15-19	20-24	25-29	30-34	35-39	40-44	45-49	50-54	55-59	60-64	65-69	70-74	75+	Unkn	Total	%
C00	Lip	-	-	-	-	-	-	-	-	-	-	-	-	-	-	-	-	-	-	-
C01-C02	Tongue	-	-	-	-	-	-	-	-	-	-	-	-	1	-	-	-	-	1	0.95
C03-C06	Mouth	-	-	-	-	-	-	-	-	-	-	-	-	-	-	1	-	-	1	0.95
C07-C08	Salivary Gland	-	-	-	-	-	-	-	-	-	-	-	-	-	-	-	-	-	-	-
C09	Tonsil	-	-	-	-	-	-	-	-	-	-	-	-	-	-	-	2	-	2	1.90
C10	Oth. Oropharynx	-	-	-	-	-	-	-	-	-	-	-	-	-	-	-	-	-	-	-
C11	Nasopharynx	-	-	-	-	-	-	-	-	-	-	-	-	2	-	-	-	-	2	1.90
C12-C13	Hypopharynx	-	-	-	-	-	-	-	-	-	-	-	-	-	-	1	-	-	1	0.95
C14	Pharynx Unspecified	-	-	-	-	-	-	-	-	-	-	-	-	-	-	-	-	-	-	-
C15	Oesophagus	-	-	-	-	-	-	-	-	-	-	-	-	1	-	-	4	-	5	4.76
C16	Stomach	-	-	-	-	-	-	-	-	-	-	-	-	-	-	-	4	-	4	3.81
C17	Small Intestine	-	-	-	-	-	-	-	-	-	-	-	-	-	-	-	-	-	-	-
C18	Colon	-	-	-	-	-	-	-	-	-	-	-	-	-	-	-	2	-	2	1.90
C19-C20	Rectum	-	-	-	1	-	-	-	-	-	-	2	-	-	-	-	1	-	4	3.81
C21	Anus & Anal Canal	-	-	-	-	-	-	-	-	-	-	-	-	-	-	-	-	-	-	-
C22	Liver	-	-	-	-	-	-	-	-	-	-	-	-	-	1	-	1	-	2	1.90
C23-C24	Gallbladder etc.	-	-	-	-	-	-	-	2	-	2	1	1	-	3	2	-	11	10.48	
C25	Pancreas	-	-	-	-	-	-	-	-	-	-	-	-	-	-	1	1	-	2	1.90
C30-C31	Nose, Sinuses etc.	-	-	-	-	-	-	-	-	-	-	-	-	-	-	-	-	-	-	-
C32	Larynx	-	-	-	-	-	-	-	-	-	-	-	-	-	-	-	-	-	-	-
C33-C34	Lung etc.	-	-	-	-	-	-	-	2	-	1	5	3	3	2	3	14	-	33	31.43
C37-C38	Other Thoracic Organs	-	-	-	-	-	-	-	-	-	-	-	-	-	-	-	-	-	-	-
C40-C41	Bone	-	-	-	-	-	-	-	-	-	-	-	-	-	-	-	-	-	-	-
C43	Melanoma of Skin	-	-	-	-	-	-	-	-	-	-	-	-	-	-	-	-	-	-	-
C44	Other Skin	-	-	-	-	-	-	-	-	-	-	-	-	-	-	-	-	-	-	-
C45	Mesothelioma	-	-	-	-	-	-	-	-	-	-	-	-	-	-	-	-	-	-	-
C46	Kaposi Sarcoma	-	-	-	-	-	-	-	-	-	-	-	-	-	-	-	-	-	-	-
C47+C49	Conn. & Soft Tissue	-	-	-	-	-	-	-	-	-	-	-	-	-	-	-	-	-	-	-
C50	Breast	-	-	-	-	-	-	-	1	-	-	-	3	3	2	-	1	-	10	9.52
C51	Vulva	-	-	-	-	-	-	-	-	-	-	-	-	-	-	-	2	-	2	1.90
C52	Vagina	-	-	-	-	-	-	-	-	-	-	-	-	-	-	-	-	-	-	-
C53	Cervix Uteri	-	-	-	-	-	-	-	-	-	-	-	1	-	-	-	1	-	2	1.90
C54	Corpus Uteri	-	-	-	-	-	-	-	-	-	-	-	-	-	-	-	-	-	-	-
C55	Uterus Unspecified	-	-	-	-	-	-	-	-	-	-	-	-	-	-	-	-	-	-	-
C56	Ovary etc.	-	-	-	-	-	-	-	-	-	-	1	1	-	1	-	3	-	6	5.71
C57	Other Female Genital	-	-	-	-	-	-	-	-	-	-	-	-	-	-	-	-	-	-	-
C58	Placenta	-	-	-	-	-	-	-	-	-	-	-	-	-	-	-	-	-	-	-
C64	Kidney etc.	-	-	-	-	-	-	-	-	-	-	-	-	-	-	-	-	-	-	-
C65	Renal Pelvis	-	-	-	-	-	-	-	-	-	-	-	-	-	-	-	-	-	-	-
C66	Ureter	-	-	-	-	-	-	-	-	-	-	-	-	-	-	-	-	-	-	-
C67	Bladder	-	-	-	-	-	-	-	-	-	-	-	-	-	-	-	-	-	-	-
C68	Uns. Urinary Organs	-	-	-	-	-	-	-	-	-	-	-	-	-	-	-	-	-	-	-
C69	Eye	-	-	-	-	-	-	-	-	-	-	-	-	-	-	-	-	-	-	-
C70-C72	Brain, Nervous System	-	-	-	-	-	-	-	-	-	-	-	-	-	-	-	-	-	-	-
C73	Thyroid	-	-	-	-	-	-	-	-	1	1	-	2	-	-	-	-	-	4	3.81
C74	Adrenal Gland	-	-	-	-	-	-	-	-	-	-	-	-	-	-	-	-	-	-	-
C81	Hodgkins Disease	-	-	-	-	-	-	-	-	-	-	-	-	-	-	-	-	-	-	-
C82-85,C96	NHL	-	-	-	-	-	-	-	1	-	-	-	-	-	-	1	-	-	2	1.90
C88	Malignant Proliferative Disorder	-	-	-	-	-	-	-	-	-	-	-	-	-	-	-	-	-	-	-
C90	Multiple Myeloma	-	-	-	-	-	-	-	-	-	-	-	-	-	-	-	-	-	-	-
C91	Lymphoid Leuk.	-	-	-	-	-	1	-	-	-	-	-	-	-	-	-	-	-	1	0.95
C92-C94	Myeloid Leukaemia	-	2	2	-	1	-	-	-	2	-	-	-	-	1	-	-	-	8	7.62
C95	Leukaemia Uns.	-	-	-	-	-	-	-	-	-	-	-	-	-	-	-	-	-	-	-
O&U *	Other and Uns.	-	-	-	-	-	-	-	-	-	-	-	-	-	-	-	-	-	-	-
	All Sites	-	2	2	1	1	1	-	4	5	2	10	11	11	8	9	38	-	105	100.00

TABLE IMP-8(a):
Average Annual Age Specific, Crude (CR), Age Adjusted (AAR) (with Standard Error (SE)) and
Truncated (35-64 Yrs) (TR) Mortality Rate per 100,000 population: 2006-2008 - Males
Imphal West District

ICD-10	0-4	5-9	10-14	15-19	20-24	25-29	30-34	35-39	40-44	45-49	50-54	55-59	60-64	65-69	70-74	>75	CR	AAR	SE	TR
C00	-	-	-	-	-	-	-	-	-	-	-	-	-	-	-	-	-	-	-	-
C01-C02	-	-	-	-	-	-	-	-	-	-	-	-	-	-	-	15.0	0.3	0.3	0.21	-
C03-C06	-	-	-	-	-	-	-	-	-	-	-	-	-	-	8.6	15.0	0.4	0.5	0.27	-
C07-C08	-	-	-	-	-	-	-	-	-	-	-	-	-	-	-	-	-	-	-	-
C09	-	-	-	-	-	-	-	-	-	-	-	-	-	-	-	-	-	-	-	-
C10	-	-	-	-	-	-	-	-	-	-	-	-	-	-	-	-	-	-	-	-
C11	-	-	-	-	-	-	-	-	-	2.6	-	-	6.4	-	17.3	15.0	0.8	1.1	0.44	1.3
C12-C13	-	-	-	-	-	-	-	-	-	-	-	-	12.9	-	-	-	0.3	0.5	0.36	1.7
C14	-	-	-	-	-	-	-	-	-	-	-	-	-	-	-	-	-	-	-	-
C15	-	-	-	-	-	-	-	-	-	-	-	4.6	6.4	15.1	17.3	37.4	1.5	2.0	0.61	1.4
C16	-	-	-	-	-	-	-	-	-	2.6	3.0	13.9	6.4	30.2	8.6	59.9	2.6	3.4	0.79	3.6
C17	-	-	-	-	-	-	-	-	-	-	-	-	-	-	-	-	-	-	-	-
C18	-	-	-	-	-	-	-	-	-	-	6.0	-	6.4	7.6	8.6	-	0.7	1.0	0.44	1.8
C19-C20	-	-	-	-	-	-	-	-	2.2	-	-	-	6.4	-	17.3	15.0	0.8	1.0	0.43	1.3
C21	-	-	-	-	-	-	-	-	-	-	-	-	-	-	-	-	-	-	-	-
C22	-	-	-	-	-	-	-	-	-	2.6	3.0	-	6.4	-	8.6	-	0.5	0.7	0.38	1.8
C23-C24	-	-	-	-	-	-	-	-	-	-	-	-	-	-	8.6	7.5	0.3	0.3	0.23	-
C25	-	-	-	-	-	-	-	-	-	-	-	-	6.4	-	-	-	0.1	0.3	0.26	0.8
C30-C31	-	-	-	-	-	-	-	-	-	-	-	-	-	-	-	-	-	-	-	-
C32	-	-	-	-	-	-	-	-	-	-	-	-	6.4	-	-	15.0	0.4	0.6	0.33	0.8
C33-C34	-	-	-	-	-	-	-	-	4.4	2.6	-	27.7	32.2	30.2	121.0	172.3	7.5	9.6	1.32	9.1
C37-C38	-	-	-	-	-	-	-	-	-	-	-	-	-	-	-	-	-	-	-	-
C40-C41	-	-	-	-	1.3	-	-	-	-	-	-	-	-	-	-	7.5	0.3	0.3	0.18	-
C43	-	-	-	-	-	-	-	-	-	-	-	-	-	-	-	-	-	-	-	-
C44	-	-	-	-	-	-	-	-	-	-	-	-	-	-	-	7.5	0.1	0.1	0.15	-
C45	-	-	-	-	-	-	-	-	-	-	-	-	-	-	-	-	-	-	-	-
C46	-	-	-	-	-	-	-	-	-	-	-	-	-	-	-	-	-	-	-	-
C47+C49	-	-	-	-	-	-	-	-	-	-	-	-	-	-	-	-	-	-	-	-
C50	-	-	-	-	-	-	-	-	-	-	-	-	-	-	-	-	-	-	-	-
C60	-	-	-	-	-	-	-	-	-	2.6	-	-	-	-	-	-	0.1	0.2	0.16	0.5
C61	-	-	-	-	-	-	-	-	-	-	-	-	-	-	-	7.5	0.1	0.1	0.15	-
C62	-	-	-	-	-	-	-	-	-	-	-	-	-	-	-	-	-	-	-	-
C63	-	-	-	-	-	-	-	-	-	-	-	-	-	-	-	-	-	-	-	-
C64	-	-	-	-	-	-	-	-	-	-	-	-	-	-	-	-	-	-	-	-
C65	-	-	-	-	-	-	-	-	-	-	-	-	-	-	-	-	-	-	-	-
C66	-	-	-	-	-	-	-	-	-	-	-	-	-	-	-	-	-	-	-	-
C67	-	-	-	-	-	-	-	-	-	-	-	-	-	-	8.6	7.5	0.3	0.3	0.23	-
C68	-	-	-	-	-	-	-	-	-	-	-	-	-	-	-	-	-	-	-	-
C69	-	-	-	-	-	-	-	-	-	-	-	-	-	-	-	-	-	-	-	-
C70-C72	1.8	-	-	-	-	-	-	-	-	2.6	-	-	-	-	-	-	0.3	0.4	0.26	0.5
C73	-	-	-	-	-	-	-	-	-	-	-	-	-	-	-	-	-	-	-	-
C74	-	-	-	-	-	-	-	-	-	-	-	-	-	-	-	-	-	-	-	-
C81	-	-	-	-	-	-	-	-	-	-	-	-	-	-	-	-	-	-	-	-
C82-85,C96	-	-	-	-	-	-	1.6	-	-	-	-	-	-	-	8.6	-	0.3	0.3	0.20	-
C88	-	-	-	-	-	-	-	-	-	-	-	-	-	-	-	-	-	-	-	-
C90	-	-	-	-	-	-	-	-	-	-	-	-	-	-	-	-	-	-	-	-
C91	-	-	1.3	-	-	-	-	-	-	-	-	-	-	-	-	-	0.1	0.1	0.12	-
C92-C94	-	-	-	-	1.3	1.5	-	-	2.2	-	-	-	-	-	8.6	7.5	0.7	0.7	0.31	0.4
C95	-	-	-	-	-	-	-	-	-	-	-	-	-	-	-	-	-	-	-	-
O&U *	-	-	-	-	-	-	-	-	-	-	-	-	-	-	-	-	-	-	-	-
All	1.8	-	1.3	-	2.5	1.5	1.6	-	8.7	15.5	11.9	46.2	96.6	83.1	242.0	389.5	18.6	23.6	2.07	25.0

TABLE IMP-8(b):
Average Annual Age Specific, Crude (CR), Age Adjusted (AAR) (with Standard Error (SE)) and
Truncated (35-64 Yrs) (TR) Mortality Rate per 100,000 population: 2006-2008 - Females
Imphal West District

ICD-10	0-4	5-9	10-14	15-19	20-24	25-29	30-34	35-39	40-44	45-49	50-54	55-59	60-64	65-69	70-74	>75	CR	AAR	SE	TR
C00	-	-	-	-	-	-	-	-	-	-	-	-	-	-	-	-	-	-	-	-
C01-C02	-	-	-	-	-	-	-	-	-	-	-	-	5.4	-	-	-	0.1	0.2	0.22	0.7
C03-C06	-	-	-	-	-	-	-	-	-	-	-	-	-	-	7.6	-	0.1	0.2	0.15	-
C07-C08	-	-	-	-	-	-	-	-	-	-	-	-	-	-	-	-	-	-	-	-
C09	-	-	-	-	-	-	-	-	-	-	-	-	-	-	-	12.0	0.3	0.2	0.17	-
C10	-	-	-	-	-	-	-	-	-	-	-	-	-	-	-	-	-	-	-	-
C11	-	-	-	-	-	-	-	-	-	-	-	-	10.8	-	-	-	0.3	0.4	0.31	1.4
C12-C13	-	-	-	-	-	-	-	-	-	-	-	-	-	-	7.6	-	0.1	0.2	0.15	-
C14	-	-	-	-	-	-	-	-	-	-	-	-	-	-	-	-	-	-	-	-
C15	-	-	-	-	-	-	-	-	-	-	-	-	5.4	-	-	24.0	0.7	0.7	0.32	0.7
C16	-	-	-	-	-	-	-	-	-	-	-	-	-	-	-	24.0	0.5	0.5	0.24	-
C17	-	-	-	-	-	-	-	-	-	-	-	-	-	-	-	-	-	-	-	-
C18	-	-	-	-	-	-	-	-	-	-	-	-	-	-	-	12.0	0.3	0.2	0.17	-
C19-C20	-	-	-	1.3	-	-	-	-	-	-	6.3	-	-	-	-	6.0	0.5	0.6	0.28	1.0
C21	-	-	-	-	-	-	-	-	-	-	-	-	-	-	-	-	-	-	-	-
C22	-	-	-	-	-	-	-	-	-	-	-	-	-	6.8	-	6.0	0.3	0.3	0.24	-
C23-C24	-	-	-	-	-	-	-	-	4.2	-	6.3	5.0	5.4	-	22.7	12.0	1.5	1.7	0.52	3.2
C25	-	-	-	-	-	-	-	-	-	-	-	-	-	-	7.6	6.0	0.3	0.3	0.19	-
C30-C31	-	-	-	-	-	-	-	-	-	-	-	-	-	-	-	-	-	-	-	-
C32	-	-	-	-	-	-	-	-	-	-	-	-	-	-	-	-	-	-	-	-
C33-C34	-	-	-	-	-	-	-	3.5	-	2.5	15.8	15.1	16.3	13.5	22.7	83.9	4.4	4.9	0.88	7.7
C37-C38	-	-	-	-	-	-	-	-	-	-	-	-	-	-	-	-	-	-	-	-
C40-C41	-	-	-	-	-	-	-	-	-	-	-	-	-	-	-	-	-	-	-	-
C43	-	-	-	-	-	-	-	-	-	-	-	-	-	-	-	-	-	-	-	-
C44	-	-	-	-	-	-	-	-	-	-	-	-	-	-	-	-	-	-	-	-
C45	-	-	-	-	-	-	-	-	-	-	-	-	-	-	-	-	-	-	-	-
C46	-	-	-	-	-	-	-	-	-	-	-	-	-	-	-	-	-	-	-	-
C47+C49	-	-	-	-	-	-	-	-	-	-	-	-	-	-	-	-	-	-	-	-
C50	-	-	-	-	-	-	-	1.7	-	-	-	15.1	16.3	13.5	-	6.0	1.3	1.9	0.61	4.4
C51	-	-	-	-	-	-	-	-	-	-	-	-	-	-	-	12.0	0.3	0.2	0.17	-
C52	-	-	-	-	-	-	-	-	-	-	-	-	-	-	-	-	-	-	-	-
C53	-	-	-	-	-	-	-	-	-	-	-	5.0	-	-	-	6.0	0.3	0.3	0.23	0.6
C54	-	-	-	-	-	-	-	-	-	-	-	-	-	-	-	-	-	-	-	-
C55	-	-	-	-	-	-	-	-	-	-	-	-	-	-	-	-	-	-	-	-
C56	-	-	-	-	-	-	-	-	-	-	3.2	5.0	-	6.8	-	18.0	0.8	0.9	0.39	1.2
C57	-	-	-	-	-	-	-	-	-	-	-	-	-	-	-	-	-	-	-	-
C58	-	-	-	-	-	-	-	-	-	-	-	-	-	-	-	-	-	-	-	-
C64	-	-	-	-	-	-	-	-	-	-	-	-	-	-	-	-	-	-	-	-
C65	-	-	-	-	-	-	-	-	-	-	-	-	-	-	-	-	-	-	-	-
C66	-	-	-	-	-	-	-	-	-	-	-	-	-	-	-	-	-	-	-	-
C67	-	-	-	-	-	-	-	-	-	-	-	-	-	-	-	-	-	-	-	-
C68	-	-	-	-	-	-	-	-	-	-	-	-	-	-	-	-	-	-	-	-
C69	-	-	-	-	-	-	-	-	-	-	-	-	-	-	-	-	-	-	-	-
C70-C72	-	-	-	-	-	-	-	-	-	-	-	-	-	-	-	-	-	-	-	-
C73	-	-	-	-	-	-	-	-	2.1	2.5	-	10.0	-	-	-	-	0.5	0.7	0.35	2.2
C74	-	-	-	-	-	-	-	-	-	-	-	-	-	-	-	-	-	-	-	-
C81	-	-	-	-	-	-	-	-	-	-	-	-	-	-	-	-	-	-	-	-
C82-85,C96	-	-	-	-	-	-	-	1.7	-	-	-	-	-	6.8	-	-	0.3	0.3	0.23	0.3
C88	-	-	-	-	-	-	-	-	-	-	-	-	-	-	-	-	-	-	-	-
C90	-	-	-	-	-	-	-	-	-	-	-	-	-	-	-	-	-	-	-	-
C91	-	-	-	-	-	1.3	-	-	-	-	-	-	-	-	-	-	0.1	0.1	0.11	-
C92-C94	-	3.4	2.7	-	1.2	-	-	-	4.2	-	-	-	-	6.8	-	-	1.1	1.1	0.41	0.8
C95	-	-	-	-	-	-	-	-	-	-	-	-	-	-	-	-	-	-	-	-
O&U *	-	-	-	-	-	-	-	-	-	-	-	-	-	-	-	-	-	-	-	-
All	-	3.4	2.7	1.3	1.2	1.3	-	7.0	10.6	5.0	31.5	55.2	59.6	54.1	68.1	227.8	14.1	16.0	1.61	24.3

TABLE IMP-9(a): Cumulative Rate (Cu.Rate%) & Cumulative Risk (Cu.Risk) of individual sites (ICD-10) based on age specific rates (from 0-64 years and from 0-74 years) : 2006-2008 - Males Imphal West District

ICD-10	Site	0 - 64 Years		0 - 74 Years	
		Cu. Rate %	Cu. Risk	Cu. Rate%	Cu. Risk
C00	Lip	0.04	0.04	0.04	0.04
C01-C02	Tongue	0.21	0.21	0.26	0.26
C03-C06	Mouth	0.31	0.31	0.43	0.44
C07-C08	Salivary Gland	0.05	0.05	0.12	0.12
C09	Tonsil	0.07	0.07	0.15	0.15
C10	Oth. Oropharynx	0.00	0.00	0.04	0.04
C11	Nasopharynx	0.29	0.29	0.54	0.54
C12-C13	Hypopharynx	0.08	0.08	0.25	0.25
C14	Pharynx Unspecified	0.01	0.01	0.01	0.01
C15	Oesophagus	0.42	0.42	0.94	0.95
C16	Stomach	0.60	0.60	1.04	1.04
C17	Small Intestine	0.00	0.00	0.04	0.04
C18	Colon	0.26	0.26	0.50	0.50
C19-C20	Rectum	0.16	0.16	0.33	0.33
C21	Anus & Anal Canal	0.00	0.00	0.00	0.00
C22	Liver	0.31	0.31	0.47	0.47
C23-C24	Gallbladder etc.	0.12	0.12	0.28	0.28
C25	Pancreas	0.06	0.06	0.06	0.06
C30-C31	Nose, Sinuses etc.	0.06	0.06	0.14	0.14
C32	Larynx	0.20	0.20	0.37	0.37
C33-C34	Lung etc.	1.04	1.04	3.15	3.21
C37-C38	Other Thoracic Organs	0.01	0.01	0.01	0.01
C40-C41	Bone	0.05	0.05	0.09	0.09
C43	Melanoma of Skin	0.00	0.00	0.00	0.00
C44	Other Skin	0.24	0.24	0.32	0.32
C45	Mesothelioma	0.00	0.00	0.00	0.00
C46	Kaposi Sarcoma	0.02	0.02	0.02	0.02
C47 + C49	Conn. & Soft Tissue	0.01	0.01	0.01	0.01
C50	Breast	0.01	0.01	0.01	0.01
C60	Penis	0.09	0.09	0.18	0.18
C61	Prostate	0.05	0.05	0.26	0.26
C62	Testis	0.02	0.02	0.02	0.02
C63	Other Male Genital	0.00	0.00	0.00	0.00
C64	Kidney, etc.	0.02	0.02	0.10	0.10
C65	Renal Pelvis	0.00	0.00	0.00	0.00
C66	Ureter	0.00	0.00	0.00	0.00
C67	Bladder	0.24	0.24	0.43	0.43
C68	Uns.Urinary Organs	0.00	0.00	0.00	0.00
C69	Eye	0.00	0.00	0.00	0.00
C70-C72	Brain, Nervous System	0.05	0.05	0.05	0.05
C73	Thyroid	0.07	0.07	0.16	0.16
C74	Adrenal Gland	0.00	0.00	0.00	0.00
C81	Hodgkins Disease	0.02	0.02	0.02	0.02
C82-85,C96	NHL	0.50	0.50	0.74	0.75
C88	Malig Imn.Prol D	0.00	0.00	0.00	0.00
C90	Multiple Myeloma	0.07	0.07	0.11	0.11
C91	Lymphoid Leuk.	0.05	0.05	0.05	0.05
C92-C94	Myeloid Leukaemia	0.19	0.19	0.23	0.23
C95	Leukaemia Uns	0.00	0.00	0.00	0.00
O&U *	Other and Uns	0.14	0.14	0.26	0.26
	All Sites	6.15	5.97	12.30	11.57

TABLE IMP-9(b): Cumulative Rate (Cu.Rate%) & Cumulative Risk (Cu.Risk) of individual sites (ICD-10) based on age specific rates (from 0-64 years and from 0-74 years) : 2006-2008 - Females Imphal West District

ICD-10	Site	0 - 64 Years		0 - 74 Years	
		Cu. Rate %	Cu. Risk	Cu. Rate%	Cu. Risk
C00	Lip	0.02	0.02	0.02	0.02
C01-C02	Tongue	0.09	0.09	0.19	0.19
C03-C06	Mouth	0.06	0.06	0.06	0.06
C07-C08	Salivary Gland	0.15	0.15	0.18	0.18
C09	Tonsil	0.01	0.01	0.01	0.01
C10	Oth. Oropharynx	0.00	0.00	0.00	0.00
C11	Nasopharynx	0.16	0.16	0.27	0.27
C12-C13	Hypopharynx	0.00	0.00	0.04	0.04
C14	Pharynx Unspecified	0.00	0.00	0.00	0.00
C15	Oesophagus	0.24	0.24	0.38	0.38
C16	Stomach	0.30	0.30	0.58	0.58
C17	Small Intestine	0.01	0.01	0.01	0.01
C18	Colon	0.15	0.15	0.26	0.26
C19-C20	Rectum	0.16	0.16	0.19	0.19
C21	Anus & Anal Canal	0.00	0.00	0.00	0.00
C22	Liver	0.09	0.09	0.20	0.20
C23-C24	Gallbladder etc.	0.67	0.67	1.14	1.14
C25	Pancreas	0.07	0.07	0.11	0.11
C30-C31	Nose, Sinuses etc.	0.04	0.04	0.04	0.04
C32	Larynx	0.14	0.14	0.18	0.18
C33-C34	Lung etc.	1.01	1.00	2.55	2.58
C37-C38	Other Thoracic Organs	0.02	0.02	0.02	0.02
C40-C41	Bone	0.09	0.09	0.09	0.09
C43	Melanoma of Skin	0.00	0.00	0.00	0.00
C44	Other Skin	0.17	0.17	0.50	0.50
C45	Mesothelioma	0.00	0.00	0.00	0.00
C46	Kaposi Sarcoma	0.01	0.01	0.01	0.01
C47+C49	Conn. & Soft Tissue	0.06	0.06	0.06	0.06
C50	Breast	1.01	1.00	1.27	1.28
C51	Vulva	0.09	0.09	0.09	0.09
C52	Vagina	0.01	0.01	0.05	0.05
C53	Cervix Uteri	1.28	1.28	1.79	1.80
C54	Corpus Uteri	0.03	0.03	0.03	0.03
C55	Uterus Unspecified	0.00	0.00	0.00	0.00
C56	Ovary etc.	0.47	0.47	0.54	0.54
C57	Other Female Genital	0.00	0.00	0.00	0.00
C58	Placenta	0.01	0.01	0.01	0.01
C64	Kidney etc.	0.09	0.09	0.09	0.09
C65	Renal Pelvis	0.00	0.00	0.00	0.00
C66	Ureter	0.00	0.00	0.00	0.00
C67	Bladder	0.06	0.06	0.14	0.14
C68	Uns.Urinary Organs	0.00	0.00	0.00	0.00
C69	Eye	0.00	0.00	0.00	0.00
C70-C72	Brain, Nervous System	0.09	0.09	0.09	0.09
C73	Thyroid	0.51	0.51	0.72	0.72
C74	Adrenal Gland	0.01	0.01	0.01	0.01
C81	Hodgkins Disease	0.03	0.03	0.03	0.03
C82-C85,C96	NHL	0.22	0.22	0.32	0.32
C88	Malig Imn.Prol D	0.00	0.00	0.00	0.00
C90	Multiple Myeloma	0.03	0.03	0.09	0.09
C91	Lymphoid Leuk.	0.04	0.04	0.07	0.07
C92-C94	Myeloid Leukaemia	0.15	0.15	0.19	0.19
C95	Leukaemia Uns	0.00	0.00	0.00	0.00
O&U *	Other and Uns	0.15	0.15	0.18	0.18
	All Sites	7.98	7.67	12.86	12.07

Figure MRE-1
Population Pyramid showing Age Distribution: 2006-2008
Manipur State - Excl. Imphal West District

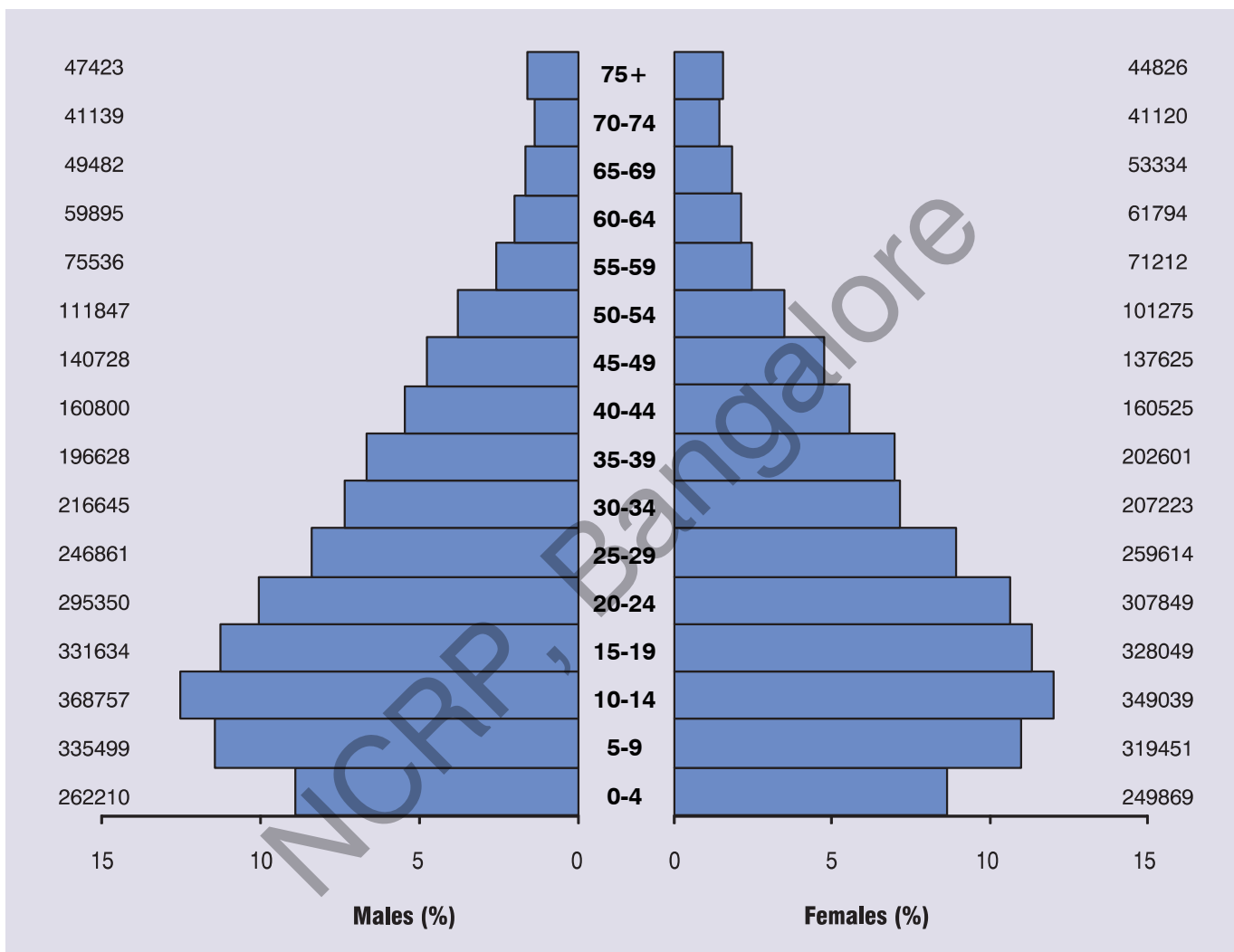


TABLE MRE-1
Population by Five Year Age Group and Gender: 2006-2008
Number and Relative Proportion (%)
Manipur State - Excl. Imphal West District

Age Group	Males		Females	
	Number	%	Number	%
0-4	262210	8.9	249869	8.6
5-9	335499	11.4	319451	11.0
10-14	368757	12.5	349039	12.1
15-19	331634	11.3	328049	11.3
20-24	295350	10.0	307849	10.6
25-29	246861	8.4	259614	9.0
30-34	216645	7.4	207223	7.2
35-39	196628	6.7	202601	7.0
40-44	160800	5.5	160525	5.5
45-49	140728	4.8	137625	4.8
50-54	111847	3.8	101275	3.5
55-59	75536	2.6	71212	2.5
60-64	59895	2.0	61794	2.1
65-69	49482	1.7	53334	1.8
70-74	41139	1.4	41120	1.4
75+	47423	1.6	44826	1.5
Total	2940437	100.0	2895405	100.0

**Table MRE-3 (a): Number of Incident Cancers by Five Year Age Group and Site (ICD-10):
2006-2008 – Males**

%= Relative Proportion of Cancers of All Sites.

Manipur State - Excl. Imphal West District

ICD-10	Site	0-4	5-9	10-14	15-19	20-24	25-29	30-34	35-39	40-44	45-49	50-54	55-59	60-64	65-69	70-74	75+	Unkn	Total	%
C00	Lip	-	-	-	-	-	-	-	-	-	-	1	1	-	-	-	-	-	2	0.15
C01-C02	Tongue	-	-	-	-	-	-	-	1	2	2	4	1	6	3	3	1	-	23	1.73
C03-C06	Mouth	-	-	-	-	-	-	-	-	3	1	3	5	1	5	3	2	-	23	1.73
C07-C08	Salivary Gland	-	-	-	-	-	1	-	2	-	-	4	1	-	1	2	1	-	12	0.90
C09	Tonsil	-	-	-	-	-	-	2	-	1	2	1	1	3	1	1	1	-	13	0.98
C10	Oth. Oropharynx	-	-	-	-	-	-	-	-	-	-	1	-	1	-	-	-	-	2	0.15
C11	Nasopharynx	-	-	-	-	2	1	7	9	12	15	10	13	23	5	7	5	-	109	8.20
C12-C13	Hypopharynx	-	-	-	-	-	-	-	-	1	4	5	2	6	1	4	3	-	26	1.96
C14	Pharynx Unspecified	-	-	-	-	-	-	-	-	-	-	2	-	1	1	-	-	-	4	0.30
C15	Oesophagus	-	-	-	-	-	-	-	1	3	4	9	8	6	8	4	6	-	49	3.69
C16	Stomach	-	-	-	-	-	3	1	2	13	11	25	19	25	16	18	18	-	151	11.36
C17	Small Intestine	-	-	-	-	-	-	-	-	-	1	1	-	-	-	1	-	-	3	0.23
C18	Colon	-	-	-	-	-	4	5	4	6	2	5	6	10	2	7	6	-	57	4.29
C19-C20	Rectum	-	-	-	-	-	2	2	2	3	2	6	9	7	2	5	2	-	42	3.16
C21	Anus & Anal Canal	-	-	-	-	-	-	-	-	-	-	-	-	1	-	-	2	-	3	0.23
C22	Liver	-	-	-	-	1	2	3	8	3	10	9	9	6	7	1	2	-	61	4.59
C23-C24	Gallbladder etc.	-	-	-	-	-	-	-	-	5	2	1	-	5	9	6	1	-	29	2.18
C25	Pancreas	-	-	-	-	-	-	1	1	-	-	1	-	3	-	2	2	-	10	0.75
C30-C31	Nose, Sinuses etc.	-	-	-	-	-	-	-	-	-	-	2	1	-	-	-	1	-	4	0.30
C32	Larynx	-	-	-	-	-	1	1	1	1	2	9	6	5	5	5	6	-	42	3.16
C33-C34	Lung etc.	-	-	-	-	1	1	2	4	7	12	23	34	58	46	52	41	-	281	21.14
C37-C38	Other Thoracic Organs	-	-	-	-	-	-	-	-	-	-	-	-	-	-	-	-	-	-	-
C40-C41	Bone	-	-	1	4	5	1	3	3	2	1	2	2	1	-	1	1	-	27	2.03
C43	Melanoma of Skin	-	-	-	-	-	-	-	-	-	-	-	-	-	-	-	-	-	-	-
C44	Other Skin	-	-	-	-	-	1	1	1	2	2	1	1	5	4	9	5	-	32	2.41
C45	Mesothelioma	-	-	-	-	-	-	-	-	-	-	-	-	-	-	-	-	-	-	-
C46	Kaposi Sarcoma	-	-	-	-	1	-	1	1	-	-	-	-	-	-	-	-	-	3	0.23
C47+C49	Conn. & Soft Tissue	1	1	1	-	1	2	1	3	-	1	3	4	2	-	2	1	-	23	1.73
C50	Breast	-	-	-	-	-	-	-	2	-	1	1	1	-	-	-	-	-	5	0.38
C60	Penis	-	-	-	-	-	-	2	1	4	1	1	-	2	-	-	4	-	15	1.13
C61	Prostate	-	-	-	-	-	-	-	-	-	-	-	1	3	1	4	7	-	16	1.20
C62	Testis	2	-	1	-	-	-	-	-	-	-	-	-	-	-	-	-	-	3	0.23
C63	Other Male Genital	-	-	-	-	-	-	-	-	-	-	-	-	-	-	-	-	-	-	-
C64	Kidney etc.	2	2	-	-	-	-	1	-	-	2	1	1	3	3	4	2	-	21	1.58
C65	Renal Pelvis	-	-	-	-	-	-	-	-	-	-	-	-	-	-	-	-	-	-	-
C66	Ureter	-	-	-	-	-	-	-	-	-	-	-	-	-	-	-	-	-	-	-
C67	Bladder	-	-	-	-	-	-	-	1	-	4	3	-	5	1	4	11	-	29	2.18
C68	Uns.Urinary Organs	-	-	-	-	-	-	-	-	-	-	-	-	-	-	-	-	-	-	-
C69	Eye	-	-	-	-	-	-	-	1	-	-	2	-	-	-	-	-	-	3	0.23
C70-C72	Brain, Nervous System	1	1	1	1	-	-	1	2	1	1	1	1	2	-	-	-	-	13	0.98
C73	Thyroid	-	-	-	-	-	1	2	2	1	1	1	1	1	1	2	2	-	15	1.13
C74	Adrenal Gland	1	1	-	-	-	-	-	-	-	-	-	-	-	-	-	-	-	2	0.15
C81	Hodgkins Disease	-	1	-	-	-	-	-	2	-	-	-	1	-	-	-	1	-	5	0.38
C82-85,C96	NHL	1	-	3	1	3	5	2	4	8	3	4	4	6	8	7	10	-	69	5.19
C88	Malig Imn.Prol D	-	-	-	-	-	-	-	-	-	-	-	-	-	-	-	-	-	-	-
C90	Multiple Myeloma	-	-	-	-	-	-	-	-	-	1	1	1	1	3	1	1	-	9	0.68
C91	Lymphoid Leuk.	6	7	4	3	-	-	1	-	-	1	1	-	-	-	-	1	-	24	1.81
C92-C94	Myeloid Leukaemia	1	2	2	3	4	7	3	5	3	2	6	3	2	6	2	1	-	52	3.91
C95	Leukaemia Uns	-	-	-	-	-	-	-	-	-	-	-	1	-	-	-	-	-	1	0.08
O&U *	Other and Uns	-	-	-	-	-	-	1	-	-	1	2	4	4	4	-	-	-	16	1.20
	All Sites	15	15	13	12	18	32	43	63	81	92	152	142	204	143	157	147	-	1329	100.0

* O&U includes the Sites (ICD-10: C26, C39, C48, C75, C76, C77, C78, C79, C80, C97)

**Table MRE-3 (b): Number of Incident Cancers by Five Year Age Group and Site (ICD-10):
2006-2008 – Females**

% = Relative Proportion of Cancers of All Sites.

Manipur State - Excl. Imphal West District

ICD-10	Site	0-4	5-9	10-14	15-19	20-24	25-29	30-34	35-39	40-44	45-49	50-54	55-59	60-64	65-69	70-74	75+	Unkn	Total	%
C00	Lip	-	-	-	-	-	-	-	-	-	-	1	-	-	-	-	-	-	1	0.08
C01-C02	Tongue	-	-	-	-	-	-	1	-	-	-	-	1	-	5	-	1	-	8	0.62
C03-C06	Mouth	-	-	-	-	1	-	-	1	2	3	2	2	1	1	-	5	-	18	1.40
C07-C08	Salivary Gland	-	-	-	-	-	2	1	2	-	2	-	-	2	-	-	1	-	10	0.78
C09	Tonsil	-	-	-	-	-	-	-	-	-	-	1	1	1	-	-	1	-	4	0.31
C10	Oth. Oropharynx	-	-	-	-	-	-	-	-	-	-	-	-	-	-	-	-	-	-	-
C11	Nasopharynx	-	-	-	-	1	2	5	6	6	2	9	6	7	1	2	2	-	49	3.82
C12-C13	Hypopharynx	-	-	-	-	-	-	-	-	1	-	1	1	2	-	1	2	-	8	0.62
C14	Pharynx Unspecified	-	-	-	-	-	-	-	-	1	-	-	-	-	-	-	-	-	1	0.08
C15	Oesophagus	-	-	-	-	-	-	1	-	2	1	2	3	6	6	2	2	-	25	1.95
C16	Stomach	-	-	-	-	1	2	1	5	4	8	13	12	13	12	11	5	-	87	6.78
C17	Small Intestine	-	-	-	-	-	-	-	-	1	1	-	1	-	-	-	-	-	3	0.23
C18	Colon	-	-	-	-	-	-	-	2	-	4	3	5	5	3	2	5	-	29	2.26
C19-C20	Rectum	-	-	-	-	-	1	2	2	4	2	2	3	4	-	1	-	-	21	1.64
C21	Anus & Anal Canal	-	-	-	-	-	1	-	-	-	-	-	-	1	-	-	-	-	2	0.16
C22	Liver	-	-	-	-	1	-	2	-	1	3	5	3	4	3	2	2	-	26	2.03
C23-C24	Gallbladder etc.	-	-	-	-	-	-	2	2	5	7	7	11	14	10	8	15	-	81	6.31
C25	Pancreas	-	-	-	-	1	-	-	-	-	1	-	1	1	-	1	-	-	5	0.39
C30-C31	Nose, Sinuses etc.	-	-	-	-	-	1	-	-	-	-	-	-	1	-	-	1	-	3	0.23
C32	Larynx	-	-	-	-	-	-	1	-	1	1	1	1	3	1	3	-	-	12	0.94
C33-C34	Lung etc.	-	-	-	-	-	1	1	2	6	6	21	26	42	34	27	22	-	188	14.65
C37-C38	Other Thoracic Organs	-	-	-	-	-	1	-	-	-	1	-	1	-	-	-	1	-	4	0.31
C40-C41	Bone	-	-	3	3	2	-	1	1	-	-	-	1	-	1	-	2	-	14	1.09
C43	Melanoma of Skin	-	-	-	-	-	1	-	-	-	-	-	-	-	-	-	-	-	1	0.08
C44	Other Skin	-	-	-	1	-	1	-	2	4	4	6	4	6	3	8	6	-	45	3.51
C45	Mesothelioma	-	-	-	-	-	-	-	-	-	-	-	-	-	-	-	-	-	-	-
C46	Kaposi Sarcoma	-	-	-	-	-	-	-	-	-	-	-	-	-	-	-	-	-	-	-
C47+C49	Conn. & Soft Tissue	-	-	-	1	1	2	1	-	-	1	1	2	1	-	-	-	-	10	0.78
C50	Breast	-	-	-	-	3	8	12	14	29	28	28	14	11	8	1	6	-	162	12.63
C51	Vulva	-	-	-	-	2	-	-	3	-	-	1	1	1	1	1	1	-	11	0.86
C52	Vagina	-	-	-	-	-	-	-	1	2	3	-	-	1	-	-	-	-	7	0.55
C53	Cervix Uteri	-	-	-	-	-	3	7	13	20	26	20	19	23	12	8	4	-	155	12.08
C54	Corpus Uteri	-	-	-	-	1	-	-	2	1	-	2	-	-	-	1	-	-	7	0.55
C55	Uterus Unspecified	-	-	-	-	-	-	-	-	-	1	-	-	1	-	-	-	-	2	0.16
C56	Ovary etc.	-	1	2	1	1	4	6	9	6	13	11	4	8	6	1	3	-	76	5.92
C57	Other Female Genital	-	-	-	-	-	-	-	-	-	-	-	-	-	-	-	-	-	-	-
C58	Placenta	-	-	-	-	-	6	3	1	4	-	-	-	-	-	-	-	-	14	1.09
C64	Kidney etc.	-	-	1	-	-	1	-	-	1	-	-	-	1	-	1	-	-	5	0.39
C65	Renal Pelvis	-	-	-	-	-	-	-	-	-	-	-	-	-	-	-	-	-	-	-
C66	Ureter	-	-	-	-	-	-	-	-	-	-	-	-	-	-	-	-	-	-	-
C67	Bladder	-	-	-	-	-	-	1	-	2	-	-	1	1	2	-	2	-	9	0.70
C68	Uns. Urinary Organs	-	-	-	-	-	-	-	-	-	-	-	-	-	-	-	-	-	-	-
C69	Eye	3	-	-	-	-	-	-	-	-	-	-	-	-	-	-	1	-	4	0.31
C70-C72	Brain, Nervous System	-	1	1	-	-	-	-	3	-	-	1	1	1	1	1	-	-	10	0.78
C73	Thyroid	-	-	-	2	5	6	16	9	4	6	5	3	2	4	3	4	-	69	5.38
C74	Adrenal Gland	-	-	-	1	-	-	1	-	-	-	-	1	-	-	-	-	-	3	0.23
C81	Hodgkins Disease	1	-	-	-	-	-	-	-	1	-	1	-	-	-	-	-	-	3	0.23
C82-85,C96	NHL	-	-	2	2	-	3	3	3	3	3	7	5	2	4	4	3	-	44	3.43
C88	Malig Imn.Prol D	-	-	-	-	-	-	-	-	-	-	-	-	-	-	-	-	-	-	-
C90	Multiple Myeloma	-	-	-	-	-	-	1	-	-	1	-	2	1	-	-	-	-	5	0.39
C91	Lymphoid Leuk.	1	1	3	1	2	-	-	-	1	-	-	-	-	-	-	-	-	9	0.70
C92-C94	Myeloid Leukaemia	-	1	-	1	3	3	2	2	3	3	3	2	3	-	-	1	-	27	2.10
C95	Leukaemia Uns	-	-	-	-	-	-	-	-	-	-	-	-	-	-	-	-	-	-	-
O&U *	Other and Uns	1	-	-	-	-	-	2	1	1	-	-	-	1	-	-	-	-	6	0.47
	All Sites	6	4	12	13	25	49	73	86	116	131	154	138	171	118	89	98	-	1283	100.0

TABLE MRE-4(a):
Average Annual Age Specific, Crude (CR), Age Adjusted (AAR) (with Standard Error (SE)) and
Truncated (35-64 yrs) (TR) Incidence Rate per 100,000 population: 2006-2008 - Males
Manipur State - Excl. Imphal West District

ICD-10	0-4	5-9	10-14	15-19	20-24	25-29	30-34	35-39	40-44	45-49	50-54	55-59	60-64	65-69	70-74	>75	CR	AAR	SE	TR
C00	-	-	-	-	-	-	-	-	-	-	0.9	1.3	-	-	-	-	0.1	0.10	0.07	0.3
C01-C02	-	-	-	-	-	-	-	0.5	1.2	1.4	3.6	1.3	10.0	6.1	7.3	2.1	0.8	1.19	0.25	2.7
C03-C06	-	-	-	-	-	-	-	-	1.9	0.7	2.7	6.6	1.7	10.1	7.3	4.2	0.8	1.15	0.24	2.0
C07-C08	-	-	-	-	-	0.4	-	1.0	-	-	3.6	1.3	-	2.0	4.9	2.1	0.4	0.53	0.15	0.9
C09	-	-	-	-	-	-	0.9	-	0.6	1.4	0.9	1.3	5.0	2.0	2.4	2.1	0.4	0.63	0.18	1.4
C10	-	-	-	-	-	-	-	-	-	-	0.9	-	1.7	-	-	-	0.1	0.11	0.08	0.4
C11	-	-	-	-	0.7	0.4	3.2	4.6	7.5	10.7	8.9	17.2	38.4	10.1	17.0	10.5	3.7	5.17	0.51	13.0
C12-C13	-	-	-	-	-	-	-	-	0.6	2.8	4.5	2.6	10.0	2.0	9.7	6.3	0.9	1.32	0.26	3.0
C14	-	-	-	-	-	-	-	-	-	-	1.8	-	1.7	2.0	-	-	0.1	0.22	0.11	0.5
C15	-	-	-	-	-	-	-	0.5	1.9	2.8	8.0	10.6	10.0	16.2	9.7	12.7	1.7	2.47	0.36	5.0
C16	-	-	-	-	-	1.2	0.5	1.0	8.1	7.8	22.4	25.2	41.7	32.3	43.8	38.0	5.1	7.54	0.63	15.5
C17	-	-	-	-	-	-	-	-	-	0.7	0.9	-	-	-	2.4	-	0.1	0.14	0.08	0.3
C18	-	-	-	-	-	1.6	2.3	2.0	3.7	1.4	4.5	7.9	16.7	4.0	17.0	12.7	1.9	2.62	0.36	5.3
C19-C20	-	-	-	-	-	0.8	0.9	1.0	1.9	1.4	5.4	11.9	11.7	4.0	12.2	4.2	1.4	2.04	0.32	4.7
C21	-	-	-	-	-	-	-	-	-	-	-	-	1.7	-	-	4.2	0.1	0.15	0.09	0.2
C22	-	-	-	-	0.3	0.8	1.4	4.1	1.9	7.1	8.0	11.9	10.0	14.1	2.4	4.2	2.1	2.79	0.37	6.7
C23-C24	-	-	-	-	-	-	-	-	3.1	1.4	0.9	-	8.3	18.2	14.6	2.1	1.0	1.53	0.29	2.1
C25	-	-	-	-	-	-	0.5	0.5	-	-	0.9	-	5.0	-	4.9	4.2	0.3	0.48	0.16	0.9
C30-C31	-	-	-	-	-	-	-	-	-	-	1.8	1.3	-	-	-	2.1	0.1	0.18	0.09	0.5
C32	-	-	-	-	-	0.4	0.5	0.5	0.6	1.4	8.0	7.9	8.3	10.1	12.2	12.7	1.4	2.07	0.33	3.9
C33-C34	-	-	-	-	0.3	0.4	0.9	2.0	4.4	8.5	20.6	45.0	96.8	93.0	126.4	86.5	9.6	14.76	0.90	24.5
C37-C38	-	-	-	-	-	-	-	-	-	-	-	-	-	-	-	-	-	-	-	-
C40-C41	-	-	0.3	1.2	1.7	0.4	1.4	1.5	1.2	0.7	1.8	2.6	1.7	-	2.4	2.1	0.9	0.95	0.19	1.5
C43	-	-	-	-	-	-	-	-	-	-	-	-	-	-	-	-	-	-	-	-
C44	-	-	-	-	-	0.4	0.5	0.5	1.2	1.4	0.9	1.3	8.3	8.1	21.9	10.5	1.1	1.57	0.28	2.0
C45	-	-	-	-	-	-	-	-	-	-	-	-	-	-	-	-	-	-	-	-
C46	-	-	-	-	0.3	-	0.5	0.5	-	-	-	-	-	-	-	-	0.1	0.09	0.05	0.1
C47+C49	0.4	0.3	0.3	-	0.3	0.8	0.5	1.5	-	0.7	2.7	5.3	3.3	-	4.9	2.1	0.8	0.97	0.21	2.0
C50	-	-	-	-	-	-	-	1.0	-	0.7	0.9	1.3	-	-	-	-	0.2	0.20	0.09	0.6
C60	-	-	-	-	-	-	0.9	0.5	2.5	0.7	0.9	-	3.3	-	-	8.4	0.5	0.62	0.17	1.3
C61	-	-	-	-	-	-	-	-	-	-	-	1.3	5.0	2.0	9.7	14.8	0.5	0.80	0.20	0.8
C62	0.8	-	0.3	-	-	-	-	-	-	-	-	-	-	-	-	-	0.1	0.12	0.07	-
C63	-	-	-	-	-	-	-	-	-	-	-	-	-	-	-	-	-	-	-	-
C64	0.8	0.6	-	-	-	-	0.5	-	-	1.4	0.9	1.3	5.0	6.1	9.7	4.2	0.7	1.02	0.23	1.2
C65	-	-	-	-	-	-	-	-	-	-	-	-	-	-	-	-	-	-	-	-
C66	-	-	-	-	-	-	-	-	-	-	-	-	-	-	-	-	-	-	-	-
C67	-	-	-	-	-	-	-	0.5	-	2.8	2.7	-	8.3	2.0	9.7	23.2	1.0	1.39	0.26	2.2
C68	-	-	-	-	-	-	-	-	-	-	-	-	-	-	-	-	-	-	-	-
C69	-	-	-	-	-	-	-	0.5	-	-	1.8	-	-	-	-	-	0.1	0.12	0.07	0.4
C70-C72	0.4	0.3	0.3	0.3	-	-	0.5	1.0	0.6	0.7	0.9	1.3	3.3	-	-	-	0.4	0.53	0.15	1.2
C73	-	-	-	-	-	0.4	0.9	1.0	0.6	0.7	0.9	1.3	1.7	2.0	4.9	4.2	0.5	0.64	0.17	1.0
C74	0.4	0.3	-	-	-	-	-	-	-	-	-	-	-	-	-	-	0.1	0.08	0.05	-
C81	-	0.3	-	-	-	-	-	1.0	-	-	-	1.3	-	-	-	2.1	0.2	0.19	0.09	0.4
C82-85,C96	0.4	-	0.8	0.3	1.0	2.0	0.9	2.0	5.0	2.1	3.6	5.3	10.0	16.2	17.0	21.1	2.3	3.03	0.38	4.3
C88	-	-	-	-	-	-	-	-	-	-	-	-	-	-	-	-	-	-	-	-
C90	-	-	-	-	-	-	-	-	-	0.7	0.9	1.3	1.7	6.1	2.4	2.1	0.3	0.48	0.16	0.7
C91	2.3	2.1	1.1	0.9	-	-	0.5	-	-	0.7	0.9	-	-	-	-	2.1	0.8	0.82	0.17	0.3
C92-C94	0.4	0.6	0.5	0.9	1.4	2.8	1.4	2.5	1.9	1.4	5.4	4.0	3.3	12.1	4.9	2.1	1.8	2.07	0.30	2.9
C95	-	-	-	-	-	-	-	-	-	-	-	1.3	-	-	-	-	-	0.05	0.05	0.2
O&U*	-	-	-	-	-	-	0.5	-	-	0.7	1.8	5.3	6.7	8.1	-	-	0.5	0.88	0.22	2.0
All	5.7	4.5	3.5	3.6	6.1	13.0	19.8	32.0	50.4	65.4	135.9	188.0	340.6	289.0	381.6	310.0	45.2	63.8	1.80	118.7

TABLE MRE-4(b):
Average Annual Age Specific, Crude (CR), Age Adjusted (AAR) (with Standard Error (SE)) and
Truncated (35-64 yrs) (TR) Incidence Rate per 100,000 population: 2006-2008 - Females
Manipur State - Excl. Imphal West District

ICD-10	0-4	5-9	10-14	15-19	20-24	25-29	30-34	35-39	40-44	45-49	50-54	55-59	60-64	65-69	70-74	>75	CR	AAR	SE	TR
C00	-	-	-	-	-	-	-	-	-	-	1.0	-	-	-	-	-	-	0.05	0.05	0.2
C01-C02	-	-	-	-	-	-	0.5	-	-	-	-	1.4	-	9.4	-	2.2	0.3	0.41	0.15	0.2
C03-C06	-	-	-	-	0.3	-	-	0.5	1.2	2.2	2.0	2.8	1.6	1.9	-	11.2	0.6	0.82	0.20	1.6
C07-C08	-	-	-	-	-	0.8	0.5	1.0	-	1.5	-	-	3.2	-	-	2.2	0.3	0.41	0.14	0.9
C09	-	-	-	-	-	-	-	-	-	-	1.0	1.4	1.6	-	-	2.2	0.1	0.21	0.11	0.5
C10	-	-	-	-	-	-	-	-	-	-	-	-	-	-	-	-	-	-	-	-
C11	-	-	-	-	0.3	0.8	2.4	3.0	3.7	1.5	8.9	8.4	11.3	1.9	4.9	4.5	1.7	2.20	0.33	5.6
C12-C13	-	-	-	-	-	-	-	-	0.6	-	1.0	1.4	3.2	-	2.4	4.5	0.3	0.41	0.15	0.9
C14	-	-	-	-	-	-	-	-	0.6	-	-	-	-	-	-	-	-	0.04	0.04	0.1
C15	-	-	-	-	-	-	0.5	-	1.2	0.7	2.0	4.2	9.7	11.2	4.9	4.5	0.9	1.33	0.27	2.5
C16	-	-	-	-	0.3	0.8	0.5	2.5	2.5	5.8	12.8	16.9	21.0	22.5	26.8	11.2	3.0	4.35	0.48	9.0
C17	-	-	-	-	-	-	-	-	0.6	0.7	-	1.4	-	-	-	-	0.1	0.14	0.08	0.4
C18	-	-	-	-	-	-	-	1.0	-	2.9	3.0	7.0	8.1	5.6	4.9	11.2	1.0	1.48	0.28	3.2
C19-C20	-	-	-	-	-	0.4	1.0	1.0	2.5	1.5	2.0	4.2	6.5	-	2.4	-	0.7	0.96	0.22	2.7
C21	-	-	-	-	-	0.4	-	-	-	-	-	-	1.6	-	-	-	0.1	0.10	0.07	0.2
C22	-	-	-	-	0.3	-	1.0	-	0.6	2.2	4.9	4.2	6.5	5.6	4.9	4.5	0.9	1.28	0.26	2.7
C23-C24	-	-	-	-	-	-	1.0	1.0	3.1	5.1	6.9	15.4	22.7	18.7	19.5	33.5	2.8	4.10	0.46	7.8
C25	-	-	-	-	0.3	-	-	-	-	0.7	-	1.4	1.6	-	2.4	-	0.2	0.24	0.11	0.5
C30-C31	-	-	-	-	-	0.4	-	-	-	-	-	-	1.6	-	-	2.2	0.1	0.14	0.08	0.2
C32	-	-	-	-	-	-	0.5	-	0.6	0.7	1.0	1.4	4.9	1.9	7.3	-	0.4	0.61	0.18	1.2
C33-C34	-	-	-	-	-	0.4	0.5	1.0	3.7	4.4	20.7	36.5	68.0	63.7	65.7	49.1	6.5	10.03	0.74	18.6
C37-C38	-	-	-	-	-	0.4	-	-	-	0.7	-	1.4	-	-	-	2.2	0.1	0.18	0.09	0.3
C40-C41	-	-	0.9	0.9	0.6	-	0.5	0.5	-	-	-	1.4	-	1.9	-	4.5	0.5	0.47	0.13	0.3
C43	-	-	-	-	-	0.4	-	-	-	-	-	-	-	-	-	-	-	0.03	0.03	-
C44	-	-	-	0.3	-	0.4	-	1.0	2.5	2.9	5.9	5.6	9.7	5.6	19.5	13.4	1.6	2.18	0.33	4.2
C45	-	-	-	-	-	-	-	-	-	-	-	-	-	-	-	-	-	-	-	-
C46	-	-	-	-	-	-	-	-	-	-	-	-	-	-	-	-	-	-	-	-
C47+C49	-	-	-	0.3	0.3	0.8	0.5	-	-	0.7	1.0	2.8	1.6	-	-	-	0.3	0.41	0.14	0.9
C50	-	-	-	-	1.0	3.1	5.8	6.9	18.1	20.3	27.6	19.7	17.8	15.0	2.4	13.4	5.6	7.04	0.57	18.1
C51	-	-	-	-	0.6	-	-	1.5	-	-	1.0	1.4	1.6	1.9	2.4	2.2	0.4	0.46	0.15	0.8
C52	-	-	-	-	-	-	-	0.5	1.2	2.2	-	-	1.6	-	-	-	0.2	0.30	0.12	1.0
C53	-	-	-	-	-	1.2	3.4	6.4	12.5	18.9	19.7	26.7	37.2	22.5	19.5	8.9	5.4	7.35	0.61	18.7
C54	-	-	-	-	0.3	-	-	1.0	0.6	-	2.0	-	-	-	2.4	-	0.2	0.27	0.11	0.6
C55	-	-	-	-	-	-	-	-	-	0.7	-	-	1.6	-	-	-	0.1	0.11	0.08	0.3
C56	-	0.3	0.6	0.3	0.3	1.5	2.9	4.4	3.7	9.4	10.9	5.6	12.9	11.2	2.4	6.7	2.6	3.30	0.39	7.6
C57	-	-	-	-	-	-	-	-	-	-	-	-	-	-	-	-	-	-	-	-
C58	-	-	-	-	-	2.3	1.4	0.5	2.5	-	-	-	-	-	-	-	0.5	0.45	0.12	0.6
C64	-	-	0.3	-	-	0.4	-	-	0.6	-	-	-	1.6	-	2.4	-	0.2	0.21	0.10	0.3
C65	-	-	-	-	-	-	-	-	-	-	-	-	-	-	-	-	-	-	-	-
C66	-	-	-	-	-	-	-	-	-	-	-	-	-	-	-	-	-	-	-	-
C67	-	-	-	-	-	-	0.5	-	1.2	-	-	1.4	1.6	3.7	-	4.5	0.3	0.43	0.15	0.6
C68	-	-	-	-	-	-	-	-	-	-	-	-	-	-	-	-	-	-	-	-
C69	1.2	-	-	-	-	-	-	-	-	-	-	-	-	-	-	2.2	0.1	0.19	0.09	-
C70-C72	-	0.3	0.3	-	-	-	-	1.5	-	-	1.0	1.4	1.6	1.9	2.4	-	0.3	0.42	0.14	0.8
C73	-	-	-	0.6	1.6	2.3	7.7	4.4	2.5	4.4	4.9	4.2	3.2	7.5	7.3	8.9	2.4	2.60	0.33	3.9
C74	-	-	-	0.3	-	-	0.5	-	-	-	-	1.4	-	-	-	-	0.1	0.11	0.07	0.2
C81	0.4	-	-	-	-	-	-	-	0.6	-	1.0	-	-	-	-	-	0.1	0.13	0.08	0.3
C82-85,C96	-	-	0.6	0.6	-	1.2	1.4	1.5	1.9	2.2	6.9	7.0	3.2	7.5	9.7	6.7	1.5	1.93	0.30	3.5
C88	-	-	-	-	-	-	-	-	-	-	-	-	-	-	-	-	-	-	-	-
C90	-	-	-	-	-	-	0.5	-	-	0.7	-	2.8	1.6	-	-	-	0.2	0.25	0.12	0.7
C91	0.4	0.3	0.9	0.3	0.6	-	-	-	0.6	-	-	-	-	-	-	-	0.3	0.27	0.09	0.1
C92-C94	-	0.3	-	0.3	1.0	1.2	1.0	1.0	1.9	2.2	3.0	2.8	4.9	-	-	2.2	0.9	1.09	0.22	2.4
C95	-	-	-	-	-	-	-	-	-	-	-	-	-	-	-	-	-	-	-	-
O&U *	0.4	-	-	-	-	-	1.0	0.5	0.6	-	-	-	1.6	-	-	-	0.2	0.24	0.10	0.4
All	2.4	1.3	3.4	4.0	8.1	18.9	35.2	42.4	72.3	95.2	152.1	193.8	276.7	221.2	216.4	218.6	44.3	59.7	1.72	125.9

**TABLE MRE-5(a): Number (#) and Proportion (%) of Cancers by Site (ICD-10) and Method of Diagnosis: 2006-2008 - Males
Manipur State - Excl. Imphal West District**

ICD-10 -	Site	Clinical		Microscopic		X-Ray / Imaging		DCO		Others		Unknown		Total	
		#	%	#	%	#	%	#	%	#	%	#	%	#	%
C00	Lip	-	-	2	100.0	-	-	-	-	-	-	-	-	2	100.0
C01-C02	Tongue	-	-	22	95.7	1	4.3	-	-	-	-	-	-	23	100.0
C03-C06	Mouth	-	-	22	95.7	1	4.3	-	-	-	-	-	-	23	100.0
C07-C08	Salivary Gland	-	-	12	100.0	-	-	-	-	-	-	-	-	12	100.0
C09	Tonsil	-	-	12	92.3	1	7.7	-	-	-	-	-	-	13	100.0
C10	Oth. Oropharynx	-	-	2	100.0	-	-	-	-	-	-	-	-	2	100.0
C11	Nasopharynx	-	-	107	98.2	2	1.8	-	-	-	-	-	-	109	100.0
C12-C13	Hypopharynx	-	-	26	100.0	-	-	-	-	-	-	-	-	26	100.0
C14	Pharynx Unspecified	-	-	4	100.0	-	-	-	-	-	-	-	-	4	100.0
C15	Oesophagus	-	-	46	93.9	2	4.1	1	2.0	-	-	-	-	49	100.0
C16	Stomach	-	-	149	98.7	1	0.7	-	-	1	0.7	-	-	151	100.0
C17	Small Intestine	-	-	3	100.0	-	-	-	-	-	-	-	-	3	100.0
C18	Colon	-	-	57	100.0	-	-	-	-	-	-	-	-	57	100.0
C19-C20	Rectum	-	-	41	97.6	1	2.4	-	-	-	-	-	-	42	100.0
C21	Anus & Anal Canal	-	-	3	100.0	-	-	-	-	-	-	-	-	3	100.0
C22	Liver	-	-	54	88.5	1	1.6	-	-	6	9.8	-	-	61	100.0
C23-C24	Gallbladder etc.	-	-	26	89.7	3	10.3	-	-	-	-	-	-	29	100.0
C25	Pancreas	-	-	7	70.0	2	20.0	-	-	1	10.0	-	-	10	100.0
C30-C31	Nose, Sinuses etc.	-	-	4	100.0	-	-	-	-	-	-	-	-	4	100.0
C32	Larynx	-	-	41	97.6	-	-	-	-	-	-	1	2.4	42	100.0
C33-C34	Lung etc.	-	-	244	86.8	31	11.0	3	1.1	1	0.4	2	0.7	281	100.0
C37-C38	Other Thoracic Organs	-	-	-	-	-	-	-	-	-	-	-	-	-	-
C40-C41	Bone	-	-	24	88.9	3	11.1	-	-	-	-	-	-	27	100.0
C43	Melanoma of Skin	-	-	-	-	-	-	-	-	-	-	-	-	-	-
C44	Other Skin	-	-	31	96.9	-	-	-	-	-	-	1	3.1	32	100.0
C45	Mesothelioma	-	-	-	-	-	-	-	-	-	-	-	-	-	-
C46	Kaposi Sarcoma	-	-	3	100.0	-	-	-	-	-	-	-	-	3	100.0
C47 + C49	Conn. & Soft Tissue	-	-	22	95.7	1	4.3	-	-	-	-	-	-	23	100.0
C50	Breast	-	-	5	100.0	-	-	-	-	-	-	-	-	5	100.0
C60	Penis	-	-	15	100.0	-	-	-	-	-	-	-	-	15	100.0
C61	Prostate	-	-	13	81.3	2	12.5	-	-	1	6.3	-	-	16	100.0
C62	Testis	-	-	3	100.0	-	-	-	-	-	-	-	-	3	100.0
C63	Other Male Genital	-	-	-	-	-	-	-	-	-	-	-	-	-	-
C64	Kidney etc.	-	-	20	95.2	1	4.8	-	-	-	-	-	-	21	100.0
C65	Renal Pelvis	-	-	-	-	-	-	-	-	-	-	-	-	-	-
C66	Ureter	-	-	-	-	-	-	-	-	-	-	-	-	-	-
C67	Bladder	-	-	27	93.1	-	-	-	-	2	6.9	-	-	29	100.0
C68	Uns. Urinary Organs	-	-	-	-	-	-	-	-	-	-	-	-	-	-
C69	Eye	-	-	3	100.0	-	-	-	-	-	-	-	-	3	100.0
C70-C72	Brain, Nervous System	-	-	7	53.8	5	38.5	-	-	1	7.7	-	-	13	100.0
C73	Thyroid	-	-	15	100.0	-	-	-	-	-	-	-	-	15	100.0
C74	Adrenal Gland	-	-	2	100.0	-	-	-	-	-	-	-	-	2	100.0
C81	Hodgkins Disease	-	-	4	80.0	-	-	-	-	1	20.0	-	-	5	100.0
C82-85,C96	NHL	-	-	68	98.6	1	1.4	-	-	-	-	-	-	69	100.0
C88	Malig Imn.Prol D	-	-	-	-	-	-	-	-	-	-	-	-	-	-
C90	Multiple Myeloma	-	-	9	100.0	-	-	-	-	-	-	-	-	9	100.0
C91	Lymphoid Leuk.	-	-	24	100.0	-	-	-	-	-	-	-	-	24	100.0
C92-C94	Myeloid Leukaemia	-	-	48	92.3	-	-	4	7.7	-	-	-	-	52	100.0
C95	Leukaemia Uns	-	-	1	100.0	-	-	-	-	-	-	-	-	1	100.0
O&U *	Other and Uns	-	-	10	62.5	2	12.5	-	-	2	12.5	2	12.5	16	100.0
	All Sites	-	-	1238	93.2	61	4.6	8	-	16.0	1.2	6	0.5	1329	100.0

**TABLE MRE-5(b): Number (#) and Proportion (%) of Cancers by Site (ICD-10) and Method of Diagnosis : 2006-2008 - Females
Manipur State - Excl. Imphal West District**

ICD-10 -	Site	Clinical		Microscopic		X-Ray / Imaging		DCO		Others		Unknown		Total	
		#	%	#	%	#	%	#	%	#	%	#	%	#	%
C00	Lip	-	-	1	100.0	-	-	-	-	-	-	-	-	1	100.0
C01-C02	Tongue	-	-	8	100.0	-	-	-	-	-	-	-	-	8	100.0
C03-C06	Mouth	-	-	17	94.4	1	5.6	-	-	-	-	-	-	18	100.0
C07-C08	Salivary Gland	-	-	10	100.0	-	-	-	-	-	-	-	-	10	100.0
C09	Tonsil	-	-	4	100.0	-	-	-	-	-	-	-	-	4	100.0
C10	Oth. Oropharynx	-	-	-	-	-	-	-	-	-	-	-	-	-	-
C11	Nasopharynx	-	-	48	98.0	-	-	-	-	-	-	1	2.0	49	100.0
C12-C13	Hypopharynx	-	-	7	87.5	-	-	-	-	-	-	1	12.5	8	100.0
C14	Pharynx Unspecified	-	-	1	100.0	-	-	-	-	-	-	-	-	1	100.0
C15	Oesophagus	-	-	23	92.0	2	8.0	-	-	-	-	-	-	25	100.0
C16	Stomach	-	-	86	98.9	-	-	1	1.1	-	-	-	-	87	100.0
C17	Small Intestine	-	-	3	100.0	-	-	-	-	-	-	-	-	3	100.0
C18	Colon	-	-	27	93.1	1	3.4	-	-	-	-	1	3.4	29	100.0
C19-C20	Rectum	-	-	21	100.0	-	-	-	-	-	-	-	-	21	100.0
C21	Anus & Anal Canal	-	-	2	100.0	-	-	-	-	-	-	-	-	2	100.0
C22	Liver	-	-	24	92.3	1	3.8	1	3.8	-	-	-	-	26	100.0
C23-C24	Gallbladder etc.	-	-	75	92.6	4	4.9	-	-	2	2.5	-	-	81	100.0
C25	Pancreas	-	-	4	80.0	1	20.0	-	-	-	-	-	-	5	100.0
C30-C31	Nose, Sinuses etc.	-	-	3	100.0	-	-	-	-	-	-	-	-	3	100.0
C32	Larynx	-	-	10	83.3	-	-	-	-	1	8.3	1	8.3	12	100.0
C33-C34	Lung etc.	-	-	165	87.8	20	10.6	2	1.1	1	0.5	-	-	188	100.0
C37-C38	Other Thoracic Organs	-	-	4	100.0	-	-	-	-	-	-	-	-	4	100.0
C40-C41	Bone	-	-	13	92.9	1	7.1	-	-	-	-	-	-	14	100.0
C43	Melanoma of Skin	-	-	-	-	1	100.0	-	-	-	-	-	-	1	100.0
C44	Other Skin	-	-	43	95.6	2	4.4	-	-	-	-	-	-	45	100.0
C45	Mesothelioma	-	-	-	-	-	-	-	-	-	-	-	-	-	-
C46	Kaposi Sarcoma	-	-	-	-	-	-	-	-	-	-	-	-	-	-
C47+C49	Conn. & Soft Tissue	-	-	10	100.0	-	-	-	-	-	-	-	-	10	100.0
C50	Breast	1	0.6	158	97.5	3	1.9	-	-	-	-	-	-	162	100.0
C51	Vulva	-	-	11	100.0	-	-	-	-	-	-	-	-	11	100.0
C52	Vagina	-	-	7	100.0	-	-	-	-	-	-	-	-	7	100.0
C53	Cervix Uteri	-	-	152	98.1	-	-	-	-	2	1.3	1	0.6	155	100.0
C54	Corpus Uteri	-	-	7	100.0	-	-	-	-	-	-	-	-	7	100.0
C55	Uterus Unspecified	-	-	2	100.0	-	-	-	-	-	-	-	-	2	100.0
C56	Ovary etc.	-	-	69	90.8	1	1.3	2	2.6	4	5.3	-	-	76	100.0
C57	Other Female Genital	-	-	-	-	-	-	-	-	-	-	-	-	-	-
C58	Placenta	-	-	12	85.7	-	-	1	7.1	1	7.1	-	-	14	100.0
C64	Kidney etc.	-	-	5	100.0	-	-	-	-	-	-	-	-	5	100.0
C65	Renal Pelvis	-	-	-	-	-	-	-	-	-	-	-	-	-	-
C66	Ureter	-	-	-	-	-	-	-	-	-	-	-	-	-	-
C67	Bladder	-	-	9	100.0	-	-	-	-	-	-	-	-	9	100.0
C68	Uns.Urinary Organs	-	-	-	-	-	-	-	-	-	-	-	-	-	-
C69	Eye	-	-	3	75.0	1	25.0	-	-	-	-	-	-	4	100.0
C70-C72	Brain, Nervous System	-	-	5	50.0	4	40.0	-	-	1	10.0	-	-	10	100.0
C73	Thyroid	-	-	65	94.2	2	2.9	-	-	1	1.4	1	1.4	69	100.0
C74	Adrenal Gland	-	-	1	33.3	1	33.3	-	-	1	33.3	-	-	3	100.0
C81	Hodgkins Disease	-	-	3	100.0	-	-	-	-	-	-	-	-	3	100.0
C82-85,C96	NHL	-	-	43	97.7	1	2.3	-	-	-	-	-	-	44	100.0
C88	Malig Imn.Prol D	-	-	-	-	-	-	-	-	-	-	-	-	-	-
C90	Multiple Myeloma	-	-	5	100.0	-	-	-	-	-	-	-	-	5	100.0
C91	Lymphoid Leuk.	-	-	9	100.0	-	-	-	-	-	-	-	-	9	100.0
C92-C94	Myeloid Leukaemia	-	-	26	96.3	-	-	1	3.7	-	-	-	-	27	100.0
C95	Leukaemia Uns	-	-	-	-	-	-	-	-	-	-	-	-	-	-
O&U *	Other and Uns	-	-	5	83.3	1	16.7	-	-	-	-	-	-	6	100.0
	All Sites	1	0.1	1206	94.0	48	3.7	8	-	14.0	1.1	6	0.5	1283	100.0

TABLE MRE-6(a): Number (#) and Proportion (%) of Cancers by Site (ICD-10) and Detailed Microscopic Diagnosis: 2006-2008 - Males : Manipur State - Excl. Imphal West District

ICD-10 -	Site	Pri. Hist		Sec. Hist		Cytology		Blood Film		Bone Marrow		Others		Total	
		#	%	#	%	#	%	#	%	#	%	#	%	#	%
C00	Lip	1	50.0	-	-	1	50.0	-	-	-	-	-	-	2	100.0
C01-C02	Tongue	15	65.2	-	-	7	30.4	-	-	-	-	1	4.3	23	100.0
C03-C06	Mouth	18	78.3	1	4.3	3	13.0	-	-	-	-	1	4.3	23	100.0
C07-C08	Salivary Gland	3	25.0	-	-	9	75.0	-	-	-	-	-	-	12	100.0
C09	Tonsil	2	15.4	-	-	10	76.9	-	-	-	-	1	7.7	13	100.0
C10	Oth. Oropharynx	1	50.0	-	-	1	50.0	-	-	-	-	-	-	2	100.0
C11	Nasopharynx	55	50.5	5	4.6	47	43.1	-	-	-	-	2	1.8	109	100.0
C12-C13	Hypopharynx	17	65.4	-	-	9	34.6	-	-	-	-	-	-	26	100.0
C14	Pharynx Unspecified	3	75.0	-	-	1	25.0	-	-	-	-	-	-	4	100.0
C15	Oesophagus	35	71.4	1	2.0	10	20.4	-	-	-	-	3	6.1	49	100.0
C16	Stomach	122	80.8	8	5.3	19	12.6	-	-	-	-	2	1.3	151	100.0
C17	Small Intestine	3	100.0	-	-	-	-	-	-	-	-	-	-	3	100.0
C18	Colon	38	66.7	4	7.0	15	26.3	-	-	-	-	-	-	57	100.0
C19-C20	Rectum	35	83.3	2	4.8	4	9.5	-	-	-	-	1	2.4	42	100.0
C21	Anus & Anal Canal	3	100.0	-	-	-	-	-	-	-	-	-	-	3	100.0
C22	Liver	4	6.6	-	-	50	82.0	-	-	-	-	7	11.5	61	100.0
C23-C24	Gallbladder etc.	9	31.0	-	-	17	58.6	-	-	-	-	3	10.3	29	100.0
C25	Pancreas	1	10.0	-	-	6	60.0	-	-	-	-	3	30.0	10	100.0
C30-C31	Nose, Sinuses etc.	3	75.0	-	-	1	25.0	-	-	-	-	-	-	4	100.0
C32	Larynx	28	66.7	-	-	13	31.0	-	-	-	-	1	2.4	42	100.0
C33-C34	Lung etc.	11	3.9	7	2.5	225	80.1	-	-	1	0.4	37	13.2	281	100.0
C37-C38	Other Thoracic Organs	-	-	-	-	-	-	-	-	-	-	-	-	--	-
C40-C41	Bone	8	29.6	1	3.7	15	55.6	-	-	-	-	3	11.1	27	100.0
C43	Melanoma of Skin	-	-	-	-	-	-	-	-	-	-	-	-	-	-
C44	Other Skin	24	75.0	-	-	7	21.9	-	-	-	-	1	3.1	32	100.0
C45	Mesothelioma	-	-	-	-	-	-	-	-	-	-	-	-	-	-
C46	Kaposi Sarcoma	2	66.7	-	-	1	33.3	-	-	-	-	-	-	3	100.0
C47 + C49	Conn. & Soft Tissue	11	47.8	-	-	11	47.8	-	-	-	-	1	4.3	23	100.0
C50	Breast	2	40.0	-	-	3	60.0	-	-	-	-	-	-	5	100.0
C60	Penis	13	86.7	-	-	2	13.3	-	-	-	-	-	-	15	100.0
C61	Prostate	10	62.5	1	6.3	2	12.5	-	-	-	-	3	18.8	16	100.0
C62	Testis	2	66.7	-	-	1	33.3	-	-	-	-	-	-	3	100.0
C63	Other Male Genital	-	-	-	-	-	-	-	-	-	-	-	-	-	-
C64	Kidney etc.	11	52.4	-	-	9	42.9	-	-	-	-	1	4.8	21	100.0
C65	Renal Pelvis	-	-	-	-	-	-	-	-	-	-	-	-	-	-
C66	Ureter	-	-	-	-	-	-	-	-	-	-	-	-	-	-
C67	Bladder	23	79.3	-	-	4	13.8	-	-	-	-	2	6.9	29	100.0
C68	Uns. Urinary Organs	-	-	-	-	-	-	-	-	-	-	-	-	-	-
C69	Eye	1	33.3	-	-	2	66.7	-	-	-	-	-	-	3	100.0
C70-C72	Brain, Nervous System	5	38.5	-	-	2	15.4	-	-	-	-	6	46.2	13	100.0
C73	Thyroid	7	46.7	-	-	8	53.3	-	-	-	-	-	-	15	100.0
C74	Adrenal Gland	-	-	-	-	2	100.0	-	-	-	-	-	-	2	100.0
C81	Hodgkins Disease	1	20.0	-	-	3	60.0	-	-	-	-	1	20.0	5	100.0
C82-85,C96	NHL	16	23.2	-	-	47	68.1	-	-	5	7.2	1	1.4	69	100.0
C88	Malig Imn.Prol D	-	-	-	-	-	-	-	-	-	-	-	-	-	-
C90	Multiple Myeloma	-	-	-	-	2	22.2	-	-	7	77.8	-	-	9	100.0
C91	Lymphoid Leuk.	-	-	-	-	1	4.2	-	-	23	95.8	-	-	24	100.0
C92-C94	Myeloid Leukaemia	-	-	-	-	-	-	-	-	48	92.3	4	7.7	52	100.0
C95	Leukaemia Uns	-	-	-	-	1	100.0	-	-	-	-	-	-	1	100.0
O&U *	Other and Uns	1	6.3	2	12.5	7	43.8	-	-	-	-	6	37.5	16	100.0
	All Sites	544	40.9	32	2.4	578	43.5	-	-	84	6.3	91	6.8	1329	100.0

TABLE MRE-6(b): Number (#) and Proportion (%) of Cancers by Site (ICD-10) and Detailed Microscopic Diagnosis: 2006-2008 - Females : Manipur State - Excl. Imphal West District

ICD-10	Site	Pri. Hist		Sec. Hist		Cytology		Blood Film		Bone Marrow		Others		Total	
		#	%	#	%	#	%	#	%	#	%	#	%	#	%
C00	Lip	1	100.0	-	-	-	-	-	-	-	-	-	-	1	100.0
C01-C02	Tongue	4	50.0	1	12.5	3	37.5	-	-	-	-	-	-	8	100.0
C03-C06	Mouth	8	44.4	-	-	9	50.0	-	-	-	-	1	5.6	18	100.0
C07-C08	Salivary Gland	4	40.0	-	-	6	60.0	-	-	-	-	-	-	10	100.0
C09	Tonsil	2	50.0	-	-	2	50.0	-	-	-	-	-	-	4	100.0
C10	Oth. Oropharynx	-	-	-	-	-	-	-	-	-	-	-	-	-	-
C11	Nasopharynx	21	42.9	3	6.1	23	46.9	-	-	1	2.0	1	2.0	49	100.0
C12-C13	Hypopharynx	3	37.5	1	12.5	3	37.5	-	-	-	-	1	12.5	8	100.0
C14	Pharynx Unspecified	1	100.0	-	-	-	-	-	-	-	-	-	-	1	100.0
C15	Oesophagus	19	76.0	-	-	4	16.0	-	-	-	-	2	8.0	25	100.0
C16	Stomach	60	69.0	3	3.4	23	26.4	-	-	-	-	1	1.1	87	100.0
C17	Small Intestine	3	100.0	-	-	-	-	-	-	-	-	-	-	3	100.0
C18	Colon	20	69.0	1	3.4	6	20.7	-	-	-	-	2	6.9	29	100.0
C19-C20	Rectum	18	85.7	-	-	3	14.3	-	-	-	-	-	-	21	100.0
C21	Anus & Anal Canal	2	100.0	-	-	-	-	-	-	-	-	-	-	2	100.0
C22	Liver	5	19.2	-	-	19	73.1	-	-	-	-	2	7.7	26	100.0
C23-C24	Gallbladder etc.	32	39.5	1	1.2	42	51.9	-	-	-	-	6	7.4	81	100.0
C25	Pancreas	-	-	-	-	4	80.0	-	-	-	-	1	20.0	5	100.0
C30-C31	Nose, Sinuses etc.	3	100.0	-	-	-	-	-	-	-	-	-	-	3	100.0
C32	Larynx	5	41.7	-	-	5	41.7	-	-	-	-	2	16.7	12	100.0
C33-C34	Lung etc.	9	4.8	1	0.5	155	82.4	-	-	-	-	23	12.2	188	100.0
C37-C38	Other Thoracic Organs	2	50.0	-	-	2	50.0	-	-	-	-	-	-	4	100.0
C40-C41	Bone	8	57.1	-	-	5	35.7	-	-	-	-	1	7.1	14	100.0
C43	Melanoma of Skin	-	-	-	-	-	-	-	-	-	-	1	100.0	1	100.0
C44	Other Skin	34	75.6	-	-	9	20.0	-	-	-	-	2	4.4	45	100.0
C45	Mesothelioma	-	-	-	-	-	-	-	-	-	-	-	-	-	-
C46	Kaposi Sarcoma	-	-	-	-	-	-	-	-	-	-	-	-	-	-
C47+C49	Conn. & Soft Tissue	7	70.0	-	-	3	30.0	-	-	-	-	-	-	10	100.0
C50	Breast	64	39.5	5	3.1	89	54.9	-	-	-	-	4	2.5	162	100.0
C51	Vulva	10	90.9	-	-	1	9.1	-	-	-	-	-	-	11	100.0
C52	Vagina	6	85.7	-	-	1	14.3	-	-	-	-	-	-	7	100.0
C53	Cervix Uteri	142	91.6	1	0.6	9	5.8	-	-	-	-	3	1.9	155	100.0
C54	Corpus Uteri	6	85.7	-	-	-	-	-	-	1	14.3	-	-	7	100.0
C55	Uterus Unspecified	1	50.0	-	-	1	50.0	-	-	-	-	-	-	2	100.0
C56	Ovary etc.	45	59.2	3	3.9	21	27.6	-	-	-	-	7	9.2	76	100.0
C57	Other Female Genital	-	-	-	-	-	-	-	-	-	-	-	-	-	-
C58	Placenta	5	35.7	2	14.3	5	35.7	-	-	-	-	2	14.3	14	100.0
C64	Kidney etc.	1	20.0	1	20.0	3	60.0	-	-	-	-	-	-	5	100.0
C65	Renal Pelvis	-	-	-	-	-	-	-	-	-	-	-	-	-	-
C66	Ureter	-	-	-	-	-	-	-	-	-	-	-	-	-	-
C67	Bladder	9	100.0	-	-	-	-	-	-	-	-	-	-	9	100.0
C68	Uns.Urinary Organs	-	-	-	-	-	-	-	-	-	-	-	-	-	-
C69	Eye	1	25.0	-	-	2	50.0	-	-	-	-	1	25.0	4	100.0
C70-C72	Brain, Nervous System	4	40.0	-	-	1	10.0	-	-	-	-	5	50.0	10	100.0
C73	Thyroid	34	49.3	1	1.4	30	43.5	-	-	-	-	4	5.8	69	100.0
C74	Adrenal Gland	1	33.3	-	-	-	-	-	-	-	-	2	66.7	3	100.0
C81	Hodgkins Disease	-	-	-	-	3	100.0	-	-	-	-	-	-	3	100.0
C82-85,C96	NHL	8	18.2	-	-	30	68.2	-	-	5	11.4	1	2.3	44	100.0
C88	Malig Imn.Prol D	-	-	-	-	-	-	-	-	-	-	-	-	-	-
C90	Multiple Myeloma	-	-	-	-	-	-	-	-	5	100.0	-	-	5	100.0
C91	Lymphoid Leuk.	-	-	-	-	-	-	-	-	9	100.0	-	-	9	100.0
C92-C94	Myeloid Leukaemia	-	-	-	-	-	-	-	-	26	96.3	1	3.7	27	100.0
C95	Leukaemia Uns	-	-	-	-	-	-	-	-	-	-	-	-	-	-
O&U *	Other and Uns	3	50.0	-	-	2	33.3	-	-	-	-	1	16.7	6	100.0
	All Sites	611	47.6	24	1.9	524	40.8	-	-	47	3.7	77	6.0	1283	100.0

**Table MRE-7 (a): Number of Cancer Deaths by Five Year Age Group and Site (ICD-10):
2006-2008 – Males**

% = Relative Proportion of Cancers of All Sites.

Manipur State - Excl. Imphal West District

ICD-10	Site	0-4	5-9	10-14	15-19	20-24	25-29	30-34	35-39	40-44	45-49	50-54	55-59	60-64	65-69	70-74	75+	Unkn	Total	%
C00	Lip	-	-	-	-	-	-	-	-	-	-	-	-	-	-	-	-	-	-	-
C01-C02	Tongue	-	-	-	-	-	-	-	-	-	-	-	-	-	-	-	-	-	-	-
C03-C06	Mouth	-	-	-	-	-	-	-	-	-	-	-	1	-	-	-	-	-	1	0.43
C07-C08	Salivary Gland	-	-	-	-	-	-	-	-	-	-	-	-	-	-	-	-	-	-	-
C09	Tonsil	-	-	-	-	-	-	-	-	-	-	-	-	-	-	-	-	-	-	-
C10	Oth. Oropharynx	-	-	-	-	-	-	-	-	-	-	-	-	-	-	-	-	-	-	-
C11	Nasopharynx	-	-	-	-	-	-	-	-	1	-	1	2	1	3	2	-	-	10	4.31
C12-C13	Hypopharynx	-	-	-	-	-	-	-	-	-	-	-	-	-	1	-	-	-	1	0.43
C14	Pharynx Unspecified	-	-	-	-	-	-	-	-	-	-	-	-	-	-	-	-	-	-	-
C15	Oesophagus	-	-	-	-	-	-	-	1	-	3	1	2	1	1	1	4	-	14	6.03
C16	Stomach	-	-	-	-	-	-	-	-	1	2	4	2	8	4	7	15	-	43	18.53
C17	Small Intestine	-	-	-	-	-	-	-	-	-	-	-	-	-	-	-	-	-	-	-
C18	Colon	-	-	-	-	-	1	-	1	1	-	-	1	2	-	2	5	-	13	5.60
C19-C20	Rectum	-	-	-	-	-	1	-	-	-	-	-	2	2	-	1	1	-	7	3.02
C21	Anus & Anal Canal	-	-	-	-	-	-	-	-	-	-	-	-	-	-	-	-	-	-	-
C22	Liver	-	-	-	-	-	-	-	2	-	1	-	2	2	1	1	2	-	11	4.74
C23-C24	Gallbladder etc.	-	-	-	-	-	-	-	-	1	-	1	-	-	2	-	3	-	7	3.02
C25	Pancreas	-	-	-	-	-	-	-	-	-	-	-	-	-	-	-	1	-	1	0.43
C30-C31	Nose, Sinuses etc.	-	-	-	-	-	-	-	-	-	-	-	-	-	-	-	1	-	1	0.43
C32	Larynx	-	-	-	-	-	-	-	-	-	-	2	-	-	-	-	2	-	4	1.72
C33-C34	Lung etc.	-	-	1	-	-	-	1	3	1	1	6	8	10	12	11	24	-	78	33.62
C37-C38	Other Thoracic Organs	-	-	-	-	-	-	-	-	-	-	-	-	-	-	-	-	-	-	-
C40-C41	Bone	-	-	-	-	-	-	-	-	-	-	-	-	-	-	-	-	-	-	-
C43	Melanoma of Skin	-	-	-	-	-	-	-	-	-	-	-	-	-	-	-	-	-	-	-
C44	Other Skin	-	-	-	-	-	-	-	1	-	-	-	-	1	-	-	-	-	2	0.86
C45	Mesothelioma	-	-	-	-	-	-	-	-	-	-	-	-	-	-	-	-	-	-	-
C46	Kaposi Sarcoma	-	-	-	-	-	-	-	-	-	-	-	-	-	-	-	-	-	-	-
C47+C49	Conn. & Soft Tissue	-	-	-	-	-	-	-	-	-	-	-	-	1	-	1	-	-	2	0.86
C50	Breast	-	-	-	-	-	-	-	-	-	-	-	-	-	-	-	-	-	-	-
C60	Penis	-	-	-	-	-	-	-	-	-	-	-	-	-	-	-	2	-	2	0.86
C61	Prostate	-	-	-	-	-	-	-	-	-	-	-	-	-	1	1	2	-	4	1.72
C62	Testis	1	-	-	-	-	-	-	-	-	-	-	-	-	-	-	-	-	1	0.43
C63	Other Male Genital	-	-	-	-	-	-	-	-	-	-	-	-	-	-	-	-	-	-	-
C64	Kidney etc.	-	1	-	-	-	-	-	-	-	-	-	-	-	-	1	1	-	3	1.29
C65	Renal Pelvis	-	-	-	-	-	-	-	-	-	-	-	-	-	-	-	-	-	-	-
C66	Ureter	-	-	-	-	-	-	-	-	-	-	-	-	-	-	-	-	-	-	-
C67	Bladder	-	-	-	-	-	-	-	-	-	-	-	-	-	-	-	3	-	3	1.29
C68	Uns. Urinary Organs	-	-	-	-	-	-	-	-	-	-	-	-	-	-	-	-	-	-	-
C69	Eye	-	-	-	-	-	-	-	-	-	-	-	-	-	-	-	1	-	1	0.43
C70-C72	Brain, Nervous System	-	-	-	-	-	-	-	-	-	-	-	-	1	-	-	-	-	1	0.43
C73	Thyroid	-	-	-	-	-	-	-	-	-	-	-	-	-	-	-	1	-	1	0.43
C74	Adrenal Gland	-	-	-	-	-	-	-	-	-	-	-	-	-	-	-	-	-	-	-
C81	Hodgkins Disease	-	-	-	-	-	-	-	-	-	-	1	-	-	-	-	-	-	1	0.43
C82-85,C96	NHL	-	-	-	-	-	-	-	-	-	-	-	-	-	1	-	4	-	5	2.16
C88	Malig Imn.Prol D	-	-	-	-	-	-	-	-	-	-	-	-	-	-	-	-	-	-	-
C90	Multiple Myeloma	-	-	-	-	-	-	-	-	-	-	-	-	-	-	-	1	-	1	0.43
C91	Lymphoid Leuk.	-	1	1	-	-	-	-	-	-	-	-	-	-	-	-	-	-	2	0.86
C92-C94	Myeloid Leukaemia	-	-	2	1	1	-	-	-	1	1	-	-	-	4	-	-	-	10	4.31
C95	Leukaemia Uns	-	-	-	-	-	-	-	-	-	-	-	-	-	-	-	-	-	-	-
O&U *	Other and Uns	-	-	-	-	-	-	-	-	-	-	-	-	1	-	-	1	-	2	0.86
	All Sites	1	2	4	1	1	2	1	8	5	9	15	19	31	27	30	76	-	232	100.00

**Table MRE-7 (b): Number of Cancer Deaths by Five Year Age Group and Site (ICD-10):
2006-2008 – Females**

% = Relative Proportion of Cancers of All Sites.

Manipur State - Excl. Imphal West District

ICD-10	Site	0-4	5-9	10-14	15-19	20-24	25-29	30-34	35-39	40-44	45-49	50-54	55-59	60-64	65-69	70-74	75+	Unkn	Total	%
C00	Lip	-	-	-	-	-	-	-	-	-	-	-	-	-	-	-	-	-	-	-
C01-C02	Tongue	-	-	-	-	-	-	-	-	-	-	-	-	-	1	-	1	-	2	1.18
C03-C06	Mouth	-	-	-	-	-	-	-	-	-	-	-	-	-	-	-	2	-	2	1.18
C07-C08	Salivary Gland	-	-	-	-	-	-	-	-	-	-	-	-	-	-	-	1	-	1	0.59
C09	Tonsil	-	-	-	-	-	-	-	-	-	-	-	-	-	-	-	-	-	-	-
C10	Oth. Oropharynx	-	-	-	-	-	-	-	-	-	-	-	-	-	-	-	-	-	-	-
C11	Nasopharynx	-	-	-	-	-	-	-	-	-	-	2	-	1	-	1	1	-	5	2.96
C12-C13	Hypopharynx	-	-	-	-	-	-	-	-	-	-	-	-	-	-	-	1	-	1	0.59
C14	Pharynx Unspecified	-	-	-	-	-	-	-	-	-	-	-	-	-	-	-	-	-	-	-
C15	Oesophagus	-	-	-	-	-	-	-	-	-	-	-	-	1	1	2	-	-	4	2.37
C16	Stomach	-	-	-	-	1	-	-	1	-	1	-	1	2	4	5	4	-	19	11.24
C17	Small Intestine	-	-	-	-	-	-	-	-	-	-	-	-	-	-	-	-	-	-	-
C18	Colon	-	-	-	-	-	-	-	-	-	-	-	1	-	-	-	3	-	4	2.37
C19-C20	Rectum	-	-	-	-	-	-	-	-	-	1	-	1	-	-	-	-	-	2	1.18
C21	Anus & Anal Canal	-	-	-	-	-	-	-	-	-	-	-	-	-	-	-	-	-	-	-
C22	Liver	-	-	-	-	1	-	1	-	-	-	-	1	2	-	1	2	-	8	4.73
C23-C24	Gallbladder etc.	-	-	-	-	-	-	1	-	-	1	1	2	4	2	1	7	-	19	11.24
C25	Pancreas	-	-	-	-	-	-	-	-	-	-	1	1	-	-	1	-	-	3	1.78
C30-C31	Nose, Sinuses etc.	-	-	-	-	-	-	-	-	-	-	-	-	-	-	-	-	-	-	-
C32	Larynx	-	-	-	-	-	-	-	-	-	-	-	-	2	-	-	-	-	2	1.18
C33-C34	Lung etc.	-	-	-	-	-	-	-	-	2	1	6	9	3	12	8	9	-	50	29.59
C37-C38	Other Thoracic Organs	-	-	-	-	-	-	-	-	-	-	-	-	-	-	-	-	-	-	-
C40-C41	Bone	-	-	-	1	-	-	-	-	-	-	-	-	-	-	-	-	-	1	0.59
C43	Melanoma of Skin	-	-	-	-	-	-	-	-	-	-	-	-	-	-	-	-	-	-	-
C44	Other Skin	-	-	-	-	-	-	-	-	-	-	-	-	1	-	-	-	-	1	0.59
C45	Mesothelioma	-	-	-	-	-	-	-	-	-	-	-	-	-	-	-	-	-	-	-
C46	Kaposi Sarcoma	-	-	-	-	-	-	-	-	-	-	-	-	-	-	-	-	-	-	-
C47+C49	Conn. & Soft Tissue	-	-	-	1	-	-	-	-	-	-	-	-	-	-	-	-	-	1	0.59
C50	Breast	-	-	-	-	-	-	-	1	2	-	-	1	-	-	-	-	-	4	2.37
C51	Vulva	-	-	-	-	-	-	-	-	-	-	-	-	-	-	-	-	-	-	-
C52	Vagina	-	-	-	-	-	-	-	-	-	-	-	-	-	-	-	-	-	-	-
C53	Cervix Uteri	-	-	-	-	-	-	-	-	-	-	-	-	-	-	-	1	-	1	0.59
C54	Corpus Uteri	-	-	-	-	-	-	-	-	-	-	-	-	-	-	-	-	-	-	-
C55	Uterus Unspecified	-	-	-	-	-	-	-	-	-	-	-	-	-	-	-	-	-	-	-
C56	Ovary etc.	-	-	-	-	-	-	-	2	1	2	1	1	-	-	-	1	-	8	4.73
C57	Other Female Genital	-	-	-	-	-	-	-	-	-	-	-	-	-	-	-	-	-	-	-
C58	Placenta	-	-	-	-	-	-	1	-	1	-	-	-	-	-	-	-	-	2	1.18
C64	Kidney etc.	-	-	-	-	-	-	-	-	-	-	-	-	-	-	1	-	-	1	0.59
C65	Renal Pelvis	-	-	-	-	-	-	-	-	-	-	-	-	-	-	-	-	-	-	-
C66	Ureter	-	-	-	-	-	-	-	-	-	-	-	-	-	-	-	-	-	-	-
C67	Bladder	-	-	-	-	-	-	-	-	-	-	-	-	-	-	-	-	-	-	-
C68	Uns. Urinary Organs	-	-	-	-	-	-	-	-	-	-	-	-	-	-	-	-	-	-	-
C69	Eye	-	-	-	-	-	-	-	-	-	-	-	-	-	-	-	-	-	-	-
C70-C72	Brain, Nervous System	-	-	-	-	-	-	-	1	-	-	1	-	-	1	-	-	-	3	1.78
C73	Thyroid	-	-	-	1	-	-	-	-	-	-	-	-	-	1	-	3	-	5	2.96
C74	Adrenal Gland	-	-	-	-	-	-	-	-	-	-	-	-	-	-	-	-	-	-	-
C81	Hodgkins Disease	-	-	-	-	-	-	-	-	-	-	-	-	-	-	-	-	-	-	-
C82-85,C96	NHL	-	-	1	-	-	1	-	-	-	-	1	1	1	2	1	2	-	10	5.92
C88	Malig Imn. Prol D	-	-	-	-	-	-	-	-	-	-	-	-	-	-	-	-	-	-	-
C90	Multiple Myeloma	-	-	-	-	-	-	-	-	-	1	-	-	-	-	-	-	-	1	0.59
C91	Lymphoid Leuk.	1	-	-	-	1	-	-	-	1	-	-	-	-	-	-	-	-	3	1.78
C92-C94	Myeloid Leukaemia	-	-	-	-	1	-	-	-	1	-	1	1	1	-	-	-	-	5	2.96
C95	Leukaemia Uns	-	-	-	-	-	-	-	-	-	-	-	-	-	-	-	-	-	-	-
O&U *	Other and Uns	-	-	-	-	-	-	-	-	-	-	-	1	-	-	-	-	-	1	0.59
	All Sites	1	-	1	3	4	1	3	5	8	7	14	21	18	24	21	38	-	169	100.00

TABLE MRE-8(a):
Average Annual Age Specific, Crude (CR), Age Adjusted (AAR) (with Standard Error (SE)) and
Truncated (35-64 Yrs) (TR) Mortality Rate per 100,000 population: 2006-2008 - Males
Manipur State - Excl. Imphal West District

ICD-10	0-4	5-9	10-14	15-19	20-24	25-29	30-34	35-39	40-44	45-49	50-54	55-59	60-64	65-69	70-74	>75	CR	AAR	SE	TR
C00	-	-	-	-	-	-	-	-	-	-	-	-	-	-	-	-	-	-	-	-
C01-C02	-	-	-	-	-	-	-	-	-	-	-	-	-	-	-	-	-	-	-	-
C03-C06	-	-	-	-	-	-	-	-	-	-	-	1.3	-	-	-	-	-	0.1	0.05	0.2
C07-C08	-	-	-	-	-	-	-	-	-	-	-	-	-	-	-	-	-	-	-	-
C09	-	-	-	-	-	-	-	-	-	-	-	-	-	-	-	-	-	-	-	-
C10	-	-	-	-	-	-	-	-	-	-	-	-	-	-	-	-	-	-	-	-
C11	-	-	-	-	-	-	-	-	0.7	-	1.3	3.3	2.0	7.3	4.2	0.3	0.5	0.17	0.7	
C12-C13	-	-	-	-	-	-	-	-	-	-	-	-	-	2.4	-	-	-	0.05	-	
C14	-	-	-	-	-	-	-	-	-	-	-	-	-	-	-	-	-	-	-	-
C15	-	-	-	-	-	-	-	0.5	-	2.1	0.9	2.6	1.7	2.0	2.4	8.4	0.5	0.7	0.18	1.2
C16	-	-	-	-	-	-	-	-	0.6	1.4	3.6	2.6	13.4	8.1	17.0	31.6	1.5	2.2	0.33	3.0
C17	-	-	-	-	-	-	-	-	-	-	-	-	-	-	-	-	-	-	-	-
C18	-	-	-	-	-	0.4	-	0.5	0.6	-	-	1.3	3.3	-	4.9	10.5	0.4	0.6	0.17	0.8
C19-C20	-	-	-	-	-	0.4	-	-	-	-	-	2.6	3.3	-	2.4	2.1	0.2	0.4	0.14	0.8
C21	-	-	-	-	-	-	-	-	-	-	-	-	-	-	-	-	-	-	-	-
C22	-	-	-	-	-	-	-	1.0	-	0.7	-	2.6	3.3	2.0	2.4	4.2	0.4	0.5	0.17	1.1
C23-C24	-	-	-	-	-	-	-	-	0.6	-	0.9	-	-	4.0	-	6.3	0.2	0.3	0.13	0.3
C25	-	-	-	-	-	-	-	-	-	-	-	-	-	-	-	2.1	-	-	0.04	-
C30-C31	-	-	-	-	-	-	-	-	-	-	-	-	-	-	-	2.1	-	-	0.04	-
C32	-	-	-	-	-	-	-	-	-	-	1.8	-	-	-	-	4.2	0.1	0.2	0.09	0.3
C33-C34	-	-	0.3	-	-	-	0.5	1.5	0.6	0.7	5.4	10.6	16.7	24.3	26.7	50.6	2.7	3.9	0.45	4.9
C37-C38	-	-	-	-	-	-	-	-	-	-	-	-	-	-	-	-	-	-	-	-
C40-C41	-	-	-	-	-	-	-	-	-	-	-	-	-	-	-	-	-	-	-	-
C43	-	-	-	-	-	-	-	-	-	-	-	-	-	-	-	-	-	-	-	-
C44	-	-	-	-	-	-	-	0.5	-	-	-	-	1.7	-	-	-	0.1	0.1	0.07	0.3
C45	-	-	-	-	-	-	-	-	-	-	-	-	-	-	-	-	-	-	-	-
C46	-	-	-	-	-	-	-	-	-	-	-	-	-	-	-	-	-	-	-	-
C47+C49	-	-	-	-	-	-	-	-	-	-	-	-	1.7	-	2.4	-	0.1	0.1	0.08	0.2
C50	-	-	-	-	-	-	-	-	-	-	-	-	-	-	-	-	-	-	-	-
C60	-	-	-	-	-	-	-	-	-	-	-	-	-	-	-	4.2	0.1	0.1	0.06	-
C61	-	-	-	-	-	-	-	-	-	-	-	-	2.0	2.4	4.2	0.1	0.2	0.10	-	-
C62	0.4	-	-	-	-	-	-	-	-	-	-	-	-	-	-	-	-	-	0.05	-
C63	-	-	-	-	-	-	-	-	-	-	-	-	-	-	-	-	-	-	-	-
C64	-	0.3	-	-	-	-	-	-	-	-	-	-	-	-	2.4	2.1	0.1	0.1	0.07	-
C65	-	-	-	-	-	-	-	-	-	-	-	-	-	-	-	-	-	-	-	-
C66	-	-	-	-	-	-	-	-	-	-	-	-	-	-	-	-	-	-	-	-
C67	-	-	-	-	-	-	-	-	-	-	-	-	-	-	-	6.3	0.1	0.1	0.07	-
C68	-	-	-	-	-	-	-	-	-	-	-	-	-	-	-	-	-	-	-	-
C69	-	-	-	-	-	-	-	-	-	-	-	-	-	-	-	2.1	-	-	0.04	-
C70-C72	-	-	-	-	-	-	-	-	-	-	-	-	1.7	-	-	-	-	0.1	0.07	0.2
C73	-	-	-	-	-	-	-	-	-	-	-	-	-	-	-	2.1	-	-	0.04	-
C74	-	-	-	-	-	-	-	-	-	-	-	-	-	-	-	-	-	-	-	-
C81	-	-	-	-	-	-	-	-	-	-	0.9	-	-	-	-	-	-	-	0.04	0.1
C82-85,C96	-	-	-	-	-	-	-	-	-	-	-	-	-	2.0	-	8.4	0.2	0.2	0.10	-
C88	-	-	-	-	-	-	-	-	-	-	-	-	-	-	-	-	-	-	-	-
C90	-	-	-	-	-	-	-	-	-	-	-	-	-	-	-	2.1	-	-	0.04	-
C91	-	0.3	0.3	-	-	-	-	-	-	-	-	-	-	-	-	-	0.1	0.1	0.04	-
C92-C94	-	-	0.5	0.3	0.3	-	-	-	0.6	0.7	-	-	-	8.1	-	-	0.3	0.4	0.14	0.3
C95	-	-	-	-	-	-	-	-	-	-	-	-	-	-	-	-	-	-	-	-
O&U *	-	-	-	-	-	-	-	-	-	-	-	-	1.7	-	-	2.1	0.1	0.1	0.08	0.2
All	0.4	0.6	1.1	0.3	0.3	0.8	0.5	4.1	3.1	6.4	13.4	25.2	51.8	54.6	72.9	160.3	7.9	11.2	0.75	14.7

TABLE MRE-8(b):
Average Annual Age Specific, Crude (CR), Age Adjusted (AAR) (with Standard Error (SE)) and
Truncated (35-64 Yrs) (TR) Mortality Rate per 100,000 population: 2006-2008 - Females
Manipur State - Excl. Imphal West District

ICD-10	0-4	5-9	10-14	15-19	20-24	25-29	30-34	35-39	40-44	45-49	50-54	55-59	60-64	65-69	70-74	>75	CR	AAR	SE	TR
C00	-	-	-	-	-	-	-	-	-	-	-	-	-	-	-	-	-	-	-	-
C01-C02	-	-	-	-	-	-	-	-	-	-	-	-	6.8	-	6.0	0.1	0.3	0.24	-	-
C03-C06	-	-	-	-	-	-	-	-	-	-	-	-	-	-	12.0	0.1	0.2	0.17	-	-
C07-C08	-	-	-	-	-	-	-	-	-	-	-	-	-	-	6.0	-	0.1	0.12	-	-
C09	-	-	-	-	-	-	-	-	-	-	-	-	-	-	-	-	-	-	-	-
C10	-	-	-	-	-	-	-	-	-	-	-	-	-	-	-	-	-	-	-	-
C11	-	-	-	-	-	-	-	-	-	6.3	-	5.4	-	7.6	6.0	0.2	0.8	0.37	1.7	-
C12-C13	-	-	-	-	-	-	-	-	-	-	-	-	-	-	6.0	-	0.1	0.12	-	-
C14	-	-	-	-	-	-	-	-	-	-	-	-	-	-	-	-	-	-	-	-
C15	-	-	-	-	-	-	-	-	-	-	-	5.4	6.8	15.1	-	0.1	0.7	0.37	0.7	-
C16	-	-	-	-	1.2	-	1.7	-	2.5	-	5.0	10.8	27.1	37.8	24.0	0.7	3.0	0.72	2.9	-
C17	-	-	-	-	-	-	-	-	-	-	-	-	-	-	-	-	-	-	-	-
C18	-	-	-	-	-	-	-	-	-	-	5.0	-	-	-	18.0	0.1	0.6	0.29	0.6	-
C19-C20	-	-	-	-	-	-	-	-	2.5	-	5.0	-	-	-	-	-	0.1	0.4	0.25	1.1
C21	-	-	-	-	-	-	-	-	-	-	-	-	-	-	-	-	-	-	-	-
C22	-	-	-	-	1.2	-	1.6	-	-	-	5.0	10.8	-	7.6	12.0	0.3	1.2	0.45	2.0	-
C23-C24	-	-	-	-	-	-	1.6	-	2.5	3.2	10.0	21.7	13.5	7.6	42.0	0.7	3.1	0.73	5.1	-
C25	-	-	-	-	-	-	-	-	-	3.2	5.0	-	-	7.6	-	0.1	0.5	0.30	1.2	-
C30-C31	-	-	-	-	-	-	-	-	-	-	-	-	-	-	-	-	-	-	-	-
C32	-	-	-	-	-	-	-	-	-	-	-	10.8	-	-	-	-	0.1	0.4	0.31	1.4
C33-C34	-	-	-	-	-	-	-	4.2	2.5	18.9	45.2	16.3	81.2	60.5	54.0	1.7	8.5	1.23	12.3	-
C37-C38	-	-	-	-	-	-	-	-	-	-	-	-	-	-	-	-	-	-	-	-
C40-C41	-	-	-	1.3	-	-	-	-	-	-	-	-	-	-	-	-	-	0.1	0.11	-
C43	-	-	-	-	-	-	-	-	-	-	-	-	-	-	-	-	-	-	-	-
C44	-	-	-	-	-	-	-	-	-	-	-	5.4	-	-	-	-	-	0.2	0.22	0.7
C45	-	-	-	-	-	-	-	-	-	-	-	-	-	-	-	-	-	-	-	-
C46	-	-	-	-	-	-	-	-	-	-	-	-	-	-	-	-	-	-	-	-
C47+C49	-	-	-	1.3	-	-	-	-	-	-	-	-	-	-	-	-	-	0.1	0.11	-
C50	-	-	-	-	-	-	1.7	4.2	-	-	5.0	-	-	-	-	-	0.1	0.6	0.29	1.8
C51	-	-	-	-	-	-	-	-	-	-	-	-	-	-	-	-	-	-	-	-
C52	-	-	-	-	-	-	-	-	-	-	-	-	-	-	-	-	-	-	-	-
C53	-	-	-	-	-	-	-	-	-	-	-	-	-	-	6.0	-	0.1	0.12	-	-
C54	-	-	-	-	-	-	-	-	-	-	-	-	-	-	-	-	-	-	-	-
C55	-	-	-	-	-	-	-	-	-	-	-	-	-	-	-	-	-	-	-	-
C56	-	-	-	-	-	-	3.5	2.1	5.0	3.2	5.0	-	-	-	6.0	0.3	1.1	0.40	3.2	-
C57	-	-	-	-	-	-	-	-	-	-	-	-	-	-	-	-	-	-	-	-
C58	-	-	-	-	-	1.6	-	2.1	-	-	-	-	-	-	-	-	0.1	0.2	0.16	0.4
C64	-	-	-	-	-	-	-	-	-	-	-	-	-	-	7.6	-	-	0.2	0.15	-
C65	-	-	-	-	-	-	-	-	-	-	-	-	-	-	-	-	-	-	-	-
C66	-	-	-	-	-	-	-	-	-	-	-	-	-	-	-	-	-	-	-	-
C67	-	-	-	-	-	-	-	-	-	-	-	-	-	-	-	-	-	-	-	-
C68	-	-	-	-	-	-	-	-	-	-	-	-	-	-	-	-	-	-	-	-
C69	-	-	-	-	-	-	-	-	-	-	-	-	-	-	-	-	-	-	-	-
C70-C72	-	-	-	-	-	-	1.7	-	-	3.2	-	-	6.8	-	-	-	0.1	0.5	0.28	0.8
C73	-	-	-	1.3	-	-	-	-	-	-	-	-	6.8	-	18.0	0.2	0.7	0.31	-	-
C74	-	-	-	-	-	-	-	-	-	-	-	-	-	-	-	-	-	-	-	-
C81	-	-	-	-	-	-	-	-	-	-	-	-	-	-	-	-	-	-	-	-
C82-85,C96	-	-	1.4	-	-	1.3	-	-	-	3.2	5.0	5.4	13.5	7.6	12.0	0.3	1.6	0.52	1.9	-
C88	-	-	-	-	-	-	-	-	-	-	-	-	-	-	-	-	-	-	-	-
C90	-	-	-	-	-	-	-	2.5	-	-	-	-	-	-	-	-	-	0.2	0.15	0.5
C91	1.9	-	-	-	1.2	-	-	2.1	-	-	-	-	-	-	-	-	0.1	0.5	0.28	0.4
C92-C94	-	-	-	-	1.2	-	-	2.1	-	3.2	5.0	5.4	-	-	-	-	0.2	0.8	0.37	2.3
C95	-	-	-	-	-	-	-	-	-	-	-	-	-	-	-	-	-	-	-	-
O&U *	-	-	-	-	-	-	-	-	-	-	5.0	-	-	-	-	-	-	0.2	0.20	0.6
All	1.9	-	1.4	3.8	4.8	1.3	4.7	8.7	16.9	17.6	44.2	105.4	97.5	162.4	158.8	227.8	5.8	8.2	0.65	12.2

**TABLE MRE-9(a): Cumulative Rate (Cu.Rate%) & Cumulative Risk (Cu.Risk) of individual sites (ICD-10) based on age specific rates (from 0-64 years and from 0-74 years) : 2006-2008 - Males
Manipur State - Excl. Imphal West District**

ICD-10	Site	0 - 64 Years		0 - 74 Years	
		Cu. Rate %	Cu. Risk	Cu. Rate%	Cu. Risk
C00	Lip	0.01	0.01	0.01	0.01
C01-C02	Tongue	0.09	0.09	0.16	0.16
C03-C06	Mouth	0.07	0.07	0.15	0.15
C07-C08	Salivary Gland	0.03	0.03	0.07	0.07
C09	Tonsil	0.05	0.05	0.07	0.07
C10	Oth. Oropharynx	0.01	0.01	0.01	0.01
C11	Nasopharynx	0.46	0.46	0.59	0.59
C12-C13	Hypopharynx	0.10	0.10	0.16	0.16
C14	Pharynx Unspecified	0.02	0.02	0.03	0.03
C15	Oesophagus	0.17	0.17	0.30	0.30
C16	Stomach	0.54	0.54	0.92	0.92
C17	Small Intestine	0.01	0.01	0.02	0.02
C18	Colon	0.20	0.20	0.31	0.31
C19-C20	Rectum	0.18	0.17	0.26	0.26
C21	Anus & Anal Canal	0.01	0.01	0.01	0.01
C22	Liver	0.23	0.23	0.31	0.31
C23-C24	Gallbladder etc.	0.07	0.07	0.23	0.23
C25	Pancreas	0.03	0.03	0.06	0.06
C30-C31	Nose, Sinuses etc.	0.02	0.02	0.02	0.02
C32	Larynx	0.14	0.14	0.25	0.25
C33-C34	Lung etc.	0.89	0.89	1.97	1.99
C37-C38	Other Thoracic Organs	0.00	0.00	0.00	0.00
C40-C41	Bone	0.07	0.07	0.08	0.08
C43	Melanoma of Skin	0.00	0.00	0.00	0.00
C44	Other Skin	0.07	0.07	0.22	0.22
C45	Mesothelioma	0.00	0.00	0.00	0.00
C46	Kaposi Sarcoma	0.01	0.01	0.01	0.01
C47 + C49	Conn. & Soft Tissue	0.08	0.08	0.10	0.10
C50	Breast	0.02	0.02	0.02	0.02
C60	Penis	0.04	0.04	0.04	0.04
C61	Prostate	0.03	0.03	0.09	0.09
C62	Testis	0.01	0.01	0.01	0.01
C63	Other Male Genital	0.00	0.00	0.00	0.00
C64	Kidney, etc.	0.05	0.05	0.13	0.13
C65	Renal Pelvis	0.00	0.00	0.00	0.00
C66	Ureter	0.00	0.00	0.00	0.00
C67	Bladder	0.07	0.07	0.13	0.13
C68	Uns.Urinary Organs	0.00	0.00	0.00	0.00
C69	Eye	0.01	0.01	0.01	0.01
C70-C72	Brain, Nervous System	0.05	0.05	0.05	0.05
C73	Thyroid	0.04	0.04	0.07	0.07
C74	Adrenal Gland	0.00	0.00	0.00	0.00
C81	Hodgkins Disease	0.01	0.01	0.01	0.01
C82-85,C96	NHL	0.17	0.17	0.33	0.33
C88	Malig Imn.Prol D	0.00	0.00	0.00	0.00
C90	Multiple Myeloma	0.02	0.02	0.07	0.07
C91	Lymphoid Leuk.	0.04	0.04	0.04	0.04
C92-C94	Myeloid Leukaemia	0.13	0.13	0.22	0.22
C95	Leukaemia Uns	0.01	0.01	0.01	0.01
O&U *	Other and Uns	0.07	0.07	0.12	0.12
	All Sites	4.34	4.25	7.70	7.41

TABLE MRE-9(b): Cumulative Rate (Cu.Rate%) & Cumulative Risk (Cu.Risk) of individual sites (ICD-10) based on age specific rates (from 0-64 years and from 0-74 years) : 2006-2008 - Females
Manipur State - Excl. Imphal West District

ICD-10	Site	0 - 64 Years		0 - 74 Years	
		Cu. Rate %	Cu. Risk	Cu. Rate%	Cu. Risk
C00	Lip	0.00	0.00	0.00	0.00
C01-C02	Tongue	0.01	0.01	0.06	0.06
C03-C06	Mouth	0.05	0.05	0.06	0.06
C07-C08	Salivary Gland	0.03	0.03	0.03	0.03
C09	Tonsil	0.02	0.02	0.02	0.02
C10	Oth. Oropharynx	0.00	0.00	0.00	0.00
C11	Nasopharynx	0.20	0.20	0.23	0.24
C12-C13	Hypopharynx	0.03	0.03	0.04	0.04
C14	Pharynx Unspecified	0.00	0.00	0.00	0.00
C15	Oesophagus	0.09	0.09	0.17	0.17
C16	Stomach	0.32	0.31	0.56	0.56
C17	Small Intestine	0.01	0.01	0.01	0.01
C18	Colon	0.11	0.11	0.16	0.16
C19-C20	Rectum	0.09	0.09	0.11	0.11
C21	Anus & Anal Canal	0.01	0.01	0.01	0.01
C22	Liver	0.10	0.10	0.15	0.15
C23-C24	Gallbladder etc.	0.28	0.28	0.47	0.47
C25	Pancreas	0.02	0.02	0.03	0.03
C30-C31	Nose, Sinuses etc.	0.01	0.01	0.01	0.01
C32	Larynx	0.05	0.05	0.09	0.09
C33-C34	Lung etc.	0.68	0.67	1.31	1.32
C37-C38	Other Thoracic Organs	0.01	0.01	0.01	0.01
C40-C41	Bone	0.02	0.02	0.03	0.03
C43	Melanoma of Skin	0.00	0.00	0.00	0.00
C44	Other Skin	0.14	0.14	0.27	0.27
C45	Mesothelioma	0.00	0.00	0.00	0.00
C46	Kaposi Sarcoma	0.00	0.00	0.00	0.00
C47+C49	Conn. & Soft Tissue	0.04	0.04	0.04	0.04
C50	Breast	0.60	0.60	0.69	0.69
C51	Vulva	0.03	0.03	0.05	0.05
C52	Vagina	0.03	0.03	0.03	0.03
C53	Cervix Uteri	0.63	0.63	0.84	0.84
C54	Corpus Uteri	0.02	0.02	0.03	0.03
C55	Uterus Unspecified	0.01	0.01	0.01	0.01
C56	Ovary etc.	0.27	0.26	0.33	0.33
C57	Other Female Genital	0.00	0.00	0.00	0.00
C58	Placenta	0.03	0.03	0.03	0.03
C64	Kidney etc.	0.01	0.01	0.03	0.03
C65	Renal Pelvis	0.00	0.00	0.00	0.00
C66	Ureter	0.00	0.00	0.00	0.00
C67	Bladder	0.02	0.02	0.04	0.04
C68	Uns.Urinary Organs	0.00	0.00	0.00	0.00
C69	Eye	0.01	0.01	0.01	0.01
C70-C72	Brain, Nervous System	0.03	0.03	0.05	0.05
C73	Thyroid	0.18	0.18	0.25	0.25
C74	Adrenal Gland	0.01	0.01	0.01	0.01
C81	Hodgkins Disease	0.01	0.01	0.01	0.01
C82-85,C96	NHL	0.13	0.13	0.22	0.22
C88	Malig Imn.Prol D	0.00	0.00	0.00	0.00
C90	Multiple Myeloma	0.03	0.03	0.03	0.03
C91	Lymphoid Leuk.	0.02	0.02	0.02	0.02
C92-C94	Myeloid Leukaemia	0.10	0.10	0.10	0.10
C95	Leukaemia Uns	0.00	0.00	0.00	0.00
O&U *	Other and Uns	0.02	0.02	0.02	0.02
	All Sites	4.53	4.43	6.72	6.50

POPULATION BASED CANCER REGISTRY, MIZORAM STATE

Civil Hospital, Aizawl

Dr Eric Zomawia, Head, Pathology Dept., Principal Investigator

Dr John Zohmingthanga, Pathologist, Co-Investigator

Dr Lalchhanhimi, Pathologist, Co-Investigator

Dr Zonunsiana, Pathologist, Co-Investigator

Dr Saia, Surgical Oncologist, Co-Investigator

Dr Jerry Lalrinsanga, Medical Oncologist, Co-Investigator

Dr B. Zothankima, Radiation Oncologist, Co-Investigator

Population Based Cancer Registry (PBCR) Aizawl was established in 2003 under the auspices of National Cancer Registry Programme (NCRP) of the Indian Council of Medical Research (ICMR) at Civil Hospital, Aizawl; vide Government of Mizoram Notification No J.11011/8/2002-HFW dt. 6/3/2003 in the Department of Pathology, Civil Hospital, Aizawl; with the main objective of assessing the magnitude and type of cancers in the state of Mizoram and to provide a framework for assessing the impact of cancer of the community. It covers the entire state of Mizoram, comprising 8 Districts, namely Aizawl, Champhai, Kolasib, Lawngtlai, Lunglei, Mamit, Saiha and Serchhip. Mizoram has an area of 21,087 sq.km. and density of 42 per sq.km. and a population of 8,88,573 as per 2001 census.

Collection of data started from 1st January 2003. The registry registers all malignant neoplasms, with a morphology behaviour code of '3' and '6' as defined by the International Classification of Diseases - Oncology. All cancer cases are coded for primary site and morphology by International Classification of Diseases - Oncology, 3rd Edition, WHO (ICD-O3) and for primary site by ICD-10. Duplicity is checked both manually and by computer at our centre and again at NCRP Headquarters at Bangalore.

Staff

Dr Laltanpuia Chhangte, MBBS	:	Medical Research Officer
Mrs V.L. Thlamuani, MA	:	Statistician
Mrs Annie Hmingthanmawii, MA	:	Social Investigator
Mrs L.H. Lalmuanpuii, MA	:	Social Investigator
Ms Lalrempuii, MSW	:	Social Investigator
Mr Ngursangzuala Sailo, BA DCA	:	Comp. Programmer/Operator

Project Staff

Dr Roy Lalliantluanga Thangluah, MBBS

Ms Lalhruitluangi MLT

NCRP, Bangalore

Figure MIZ-1
Population Pyramid showing Age Distribution: 2006-2008
Mizoram State

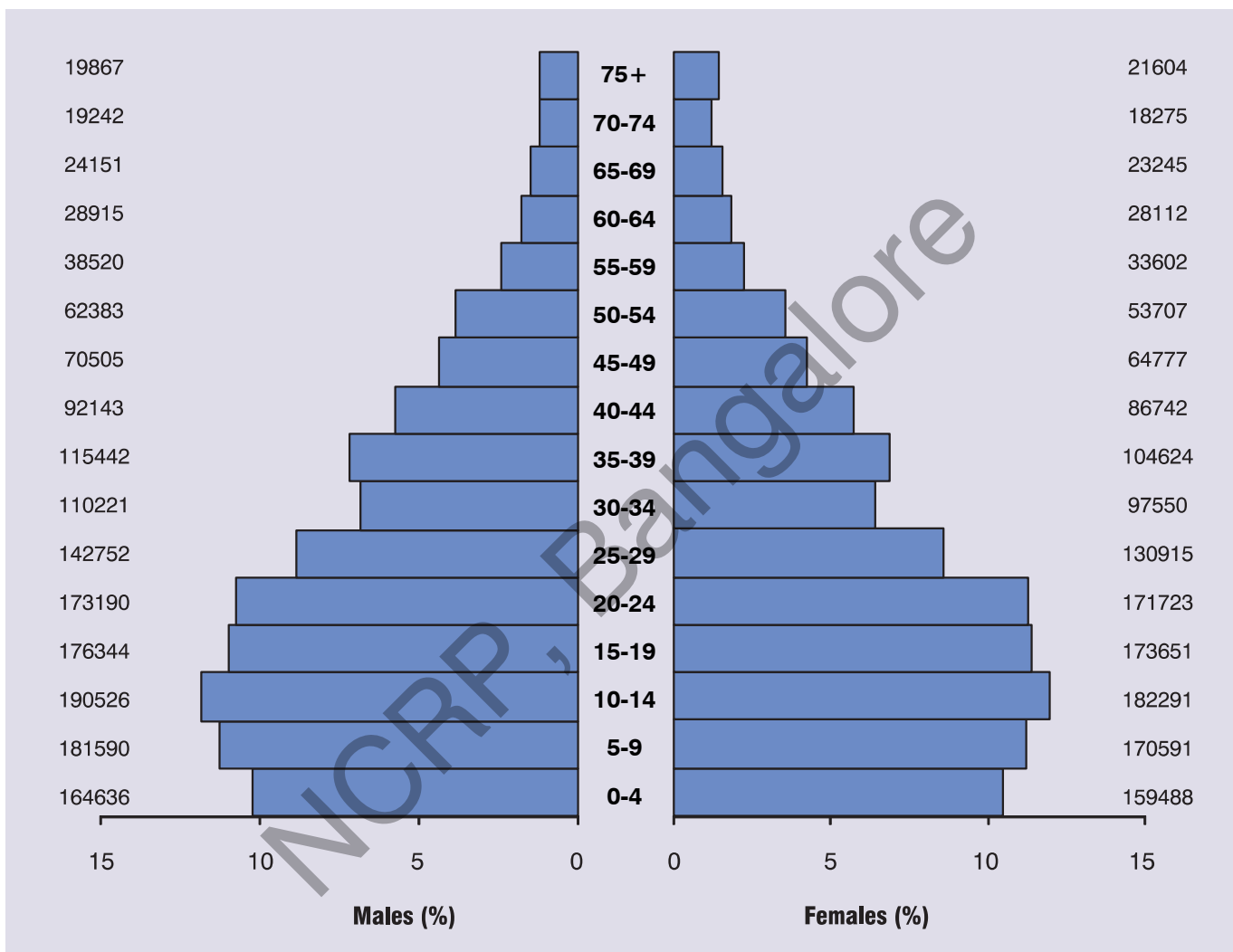


TABLE MIZ-1
Population by Five Year Age Group and Gender: 2006-2008
Number and Relative Proportion (%)
Mizoram State

Age Group	Males		Females	
	Number	%	Number	%
0-4	164636	10.2	159488	10.5
5-9	181590	11.3	170591	11.2
10-14	190526	11.8	182291	12.0
15-19	176344	11.0	173651	11.4
20-24	173190	10.8	171723	11.3
25-29	142752	8.9	130915	8.6
30-34	110221	6.8	97550	6.4
35-39	115442	7.2	104624	6.9
40-44	92143	5.7	86742	5.7
45-49	70505	4.4	64777	4.3
50-54	62383	3.9	53707	3.5
55-59	38520	2.4	33602	2.2
60-64	28915	1.8	28112	1.8
65-69	24151	1.5	23245	1.5
70-74	19242	1.2	18275	1.2
75+	19867	1.2	21604	1.4
Total	1610427	100.0	1520897	100.0

TABLE MIZ-2
Main Sources of Registration of Incident Cases of Cancer: 2006-2008
Mizoram State

Name of the Institution	Number	%
Civil Hospital, Aizawl	1175	34.8
Life Line Lab, Aizawl	880	26.0
Registry of Births & Deaths, Aizawl	589	17.4
Genesis Lab, Aizawl	265	7.8
DCO	173	5.1
Presbyterian Hospital, Aizawl	134	4.0
Civil Hospital, Lunglei	42	1.2
Dr. B. Borooah Cancer Institute, Guwahati	26	0.8
Others	96	2.8
Total	3380	100.0

1. Institutions listed have registered at least one percent of all cases in the registry for the combined years 2006-2008.
2. The numbers and proportion listed are the minimum number of cases. Institutions could have registered/ reported more cases, since duplicate registrations and non-resident/registry cases are not included.

**TABLE MIZ-3 (a): Number of Incident Cancers by Five Year Age Group and Site (ICD-10):
2006-2008 – Males**

%= Relative Proportion of Cancers of All Sites.

Mizoram State (All Districts)

ICD-10	Site	0-4	5-9	10-14	15-19	20-24	25-29	30-34	35-39	40-44	45-49	50-54	55-59	60-64	65-69	70-74	75+	Unkn	Total	%
C00	Lip	-	-	-	-	-	-	-	1	1	-	-	1	-	-	-	-	-	3	0.16
C01-C02	Tongue	-	-	-	-	-	-	-	2	8	9	5	5	-	1	1	2	-	33	1.80
C03-C06	Mouth	-	-	-	-	-	-	2	2	1	5	3	5	1	1	3	3	-	26	1.41
C07-C08	Salivary Gland	-	-	-	-	-	-	-	1	-	-	-	-	1	-	-	-	-	2	0.11
C09	Tonsil	-	-	-	-	-	-	1	-	3	2	4	1	2	1	1	-	-	15	0.82
C10	Oth. Oropharynx	-	-	-	-	-	-	-	1	1	4	3	3	1	1	2	-	-	16	0.87
C11	Nasopharynx	1	-	-	-	-	3	-	3	5	4	9	6	6	10	-	3	-	50	2.72
C12-C13	Hypopharynx	-	-	-	-	-	-	1	1	21	19	13	10	17	3	3	4	-	92	5.01
C14	Pharynx Unspecified	-	-	-	-	-	-	1	2	4	2	3	4	1	1	1	4	-	23	1.25
C15	Oesophagus	-	-	-	-	-	1	-	5	28	44	49	35	22	15	12	10	-	221	12.02
C16	Stomach	-	-	-	-	1	-	3	11	30	32	54	52	58	60	57	62	-	420	22.85
C17	Small Intestine	-	-	-	-	-	-	-	-	1	-	-	-	-	2	-	-	-	3	0.16
C18	Colon	-	-	-	-	-	-	1	1	2	1	1	3	2	3	1	2	-	17	0.92
C19-C20	Rectum	-	-	-	-	1	1	-	5	-	3	6	4	7	4	5	7	-	43	2.34
C21	Anus & Anal Canal	-	-	-	-	-	-	-	-	-	-	-	-	-	-	-	-	-	-	-
C22	Liver	-	-	-	-	1	1	8	5	7	8	6	5	8	8	6	7	-	70	3.81
C23-C24	Gallbladder etc.	-	-	-	-	1	-	-	1	2	-	4	1	1	1	-	-	-	11	0.60
C25	Pancreas	-	-	-	-	-	-	-	-	-	1	2	1	1	2	2	-	-	9	0.49
C30-C31	Nose, Sinuses etc.	1	-	-	-	-	-	-	-	-	-	2	-	-	1	-	-	-	4	0.22
C32	Larynx	-	-	-	-	-	-	2	-	7	5	5	8	3	5	2	3	-	40	2.18
C33-C34	Lung etc.	-	-	-	-	-	1	3	4	10	12	24	25	36	31	43	45	-	234	12.73
C37-C38	Other Thoracic Organs	-	-	-	-	-	-	-	-	-	-	-	-	-	-	-	-	-	-	-
C40-C41	Bone	-	1	-	1	2	-	-	-	1	1	-	3	-	-	-	2	-	11	0.60
C43	Melanoma of Skin	-	-	-	-	-	-	-	-	-	-	-	-	-	-	-	-	-	-	-
C44	Other Skin	-	-	-	-	1	-	-	-	1	1	-	1	1	1	1	8	-	15	0.82
C45	Mesothelioma	-	-	-	-	-	-	-	-	-	-	-	-	-	-	-	-	-	-	-
C46	Kaposi Sarcoma	-	-	-	-	-	-	-	-	-	-	-	-	-	-	-	-	-	-	-
C47+C49	Conn. & Soft Tissue	1	-	-	1	-	-	2	1	2	-	1	1	1	-	2	5	-	17	0.92
C50	Breast	-	-	-	-	-	-	-	-	-	-	-	-	1	2	-	-	-	3	0.16
C60	Penis	-	-	-	-	-	-	1	-	-	2	2	1	1	1	1	2	-	11	0.60
C61	Prostate	-	-	-	-	-	-	-	-	1	-	-	-	-	2	7	11	-	21	1.14
C62	Testis	1	-	-	1	-	-	1	-	-	1	-	1	-	-	-	-	-	5	0.27
C63	Other Male Genital	-	-	-	-	-	-	-	-	-	-	-	-	-	-	-	-	-	-	-
C64	Kidney etc.	3	-	-	-	-	-	-	-	1	-	1	-	-	-	-	1	1	7	0.38
C65	Renal Pelvis	-	-	-	-	-	-	-	-	-	-	-	-	-	-	-	-	-	-	-
C66	Ureter	-	-	-	-	-	-	-	-	-	-	-	-	-	-	-	-	-	-	-
C67	Bladder	-	-	-	-	-	2	-	1	-	3	-	1	1	1	2	4	-	15	0.82
C68	Uns.Urinary Organs	-	-	-	-	-	-	-	-	-	-	-	-	-	-	-	-	-	-	-
C69	Eye	4	-	-	-	-	-	-	-	-	-	-	1	-	-	-	-	-	5	0.27
C70-C72	Brain, Nervous System	-	3	-	1	1	1	-	2	1	1	1	-	1	3	-	-	-	15	0.82
C73	Thyroid	-	-	-	-	1	2	-	-	-	2	3	-	1	1	2	-	-	12	0.65
C74	Adrenal Gland	-	-	1	-	-	-	-	-	-	-	-	-	-	-	-	-	-	1	0.05
C81	Hodgkins Disease	-	-	-	-	-	-	1	-	1	-	-	-	-	-	-	-	-	2	0.11
C82-85,C96	NHL	-	1	-	1	1	-	1	-	3	2	1	2	2	3	-	2	-	19	1.03
C88	Malig Imn.Prol D	-	-	-	-	-	-	-	-	-	-	-	-	-	-	-	-	-	-	-
C90	Multiple Myeloma	-	-	-	-	-	-	-	-	-	-	-	-	-	-	-	-	-	-	-
C91	Lymphoid Leuk.	2	1	2	1	-	-	-	-	-	1	1	1	-	-	-	-	-	9	0.49
C92-C94	Myeloid Leukaemia	4	1	-	4	5	5	2	5	3	3	3	5	1	1	1	2	-	45	2.45
C95	Leukaemia Uns	1	1	2	1	1	1	-	1	1	1	-	-	3	-	-	1	-	14	0.76
O&U*	Other and Uns	3	-	1	2	-	2	2	10	22	28	38	41	24	33	23	50	-	279	15.18
	All Sites	21	8	6	13	16	20	32	65	168	197	240	230	204	198	179	240	1	1838	100.0

* O&U includes the Sites (ICD-10: C26, C39, C48, C75, C76, C77, C78, C79, C80, C97)

**TABLE MIZ-3 (b): Number of Incident Cancers by Five Year Age Group and Site (ICD-10):
2006-2008 – Females**

% = Relative Proportion of Cancers of All Sites

Mizoram State (All Districts)

ICD-10	Site	0-4	5-9	10-14	15-19	20-24	25-29	30-34	35-39	40-44	45-49	50-54	55-59	60-64	65-69	70-74	75+	Unkn	Total	%
C00	Lip	-	-	-	-	-	1	-	1	-	-	1	1	-	-	-	-	-	4	0.26
C01-C02	Tongue	-	-	-	-	-	-	-	1	-	-	-	2	-	-	2	-	-	5	0.32
C03-C06	Mouth	-	-	-	-	-	-	1	1	5	-	1	-	1	-	1	1	-	11	0.71
C07-C08	Salivary Gland	-	-	-	-	-	-	-	-	-	-	-	-	-	1	1	-	-	2	0.13
C09	Tonsil	-	-	-	-	-	1	1	-	-	-	-	1	-	1	1	1	-	6	0.39
C10	Oth. Oropharynx	-	-	-	-	-	-	-	-	-	-	1	2	1	1	-	-	-	5	0.32
C11	Nasopharynx	-	-	-	1	-	-	-	1	2	3	3	4	5	2	2	1	-	24	1.56
C12-C13	Hypopharynx	-	-	-	-	-	-	-	1	1	1	2	1	-	-	-	1	-	7	0.45
C14	Pharynx Unspecified	-	-	-	-	-	-	-	1	1	-	1	1	1	1	1	1	-	8	0.52
C15	Oesophagus	-	-	-	-	-	-	1	1	2	6	8	1	2	2	3	5	-	31	2.01
C16	Stomach	-	-	-	-	-	4	4	6	7	17	18	31	22	22	36	25	-	192	12.45
C17	Small Intestine	-	-	-	-	-	-	-	-	-	-	-	-	-	-	1	1	-	2	0.13
C18	Colon	-	-	-	-	-	1	-	1	-	2	4	2	2	1	2	2	-	17	1.10
C19-C20	Rectum	-	-	1	-	-	1	2	2	2	-	5	4	4	7	6	4	-	38	2.46
C21	Anus & Anal Canal	-	-	-	-	-	-	-	-	-	-	-	1	-	-	1	-	-	2	0.13
C22	Liver	1	-	-	1	-	-	1	3	3	5	4	7	9	6	6	11	-	57	3.70
C23-C24	Gallbladder etc.	-	-	-	-	-	-	1	1	3	3	2	5	3	5	1	3	-	27	1.75
C25	Pancreas	-	-	-	-	1	-	-	2	2	2	4	4	1	2	1	5	-	24	1.56
C30-C31	Nose, Sinuses etc.	-	-	-	-	1	-	-	1	-	-	-	-	1	2	-	-	-	5	0.32
C32	Larynx	-	-	-	-	-	-	-	1	-	1	2	-	-	-	3	3	-	10	0.65
C33-C34	Lung etc.	-	-	-	-	-	-	-	1	5	5	26	37	42	39	32	44	-	231	14.98
C37-C38	Other Thoracic Organs	-	-	-	-	-	-	-	-	-	-	-	-	-	-	-	-	-	-	-
C40-C41	Bone	-	1	-	1	-	2	-	-	-	-	1	-	1	2	-	2	-	10	0.65
C43	Melanoma of Skin	-	-	-	-	-	-	-	-	-	-	-	-	-	-	-	-	-	-	-
C44	Other Skin	1	-	-	-	-	-	-	-	1	-	1	4	4	1	4	2	1	19	1.23
C45	Mesothelioma	-	-	-	-	-	-	-	-	-	-	-	-	-	-	-	-	-	-	-
C46	Kaposi Sarcoma	-	-	-	-	-	-	-	-	-	-	-	-	-	-	-	-	-	-	-
C47+C49	Conn. & Soft Tissue	-	-	-	1	2	1	1	-	2	-	-	2	-	1	-	2	-	12	0.78
C50	Breast	-	-	-	2	1	1	12	19	19	26	27	16	13	13	7	7	-	163	10.57
C51	Vulva	-	-	-	-	-	-	-	1	-	1	1	4	-	-	-	2	-	9	0.58
C52	Vagina	-	-	-	-	-	-	-	-	1	-	1	-	-	-	-	-	-	2	0.13
C53	Cervix Uteri	-	-	-	-	1	4	21	33	48	39	25	17	7	9	5	2	-	211	13.68
C54	Corpus Uteri	-	-	-	-	-	1	-	-	3	2	4	2	3	1	-	-	-	16	1.04
C55	Uterus Unspecified	-	-	-	-	-	-	-	-	-	2	1	1	-	1	-	1	-	6	0.39
C56	Ovary etc.	-	1	-	2	3	-	2	4	7	6	5	2	1	2	1	1	-	37	2.40
C57	Other Female Genital	-	-	-	-	-	-	-	-	2	-	-	-	-	1	-	-	-	3	0.19
C58	Placenta	-	-	-	1	3	3	-	2	-	-	1	-	-	-	-	-	-	10	0.65
C64	Kidney etc.	2	-	-	-	-	-	-	-	-	-	1	-	-	-	-	-	-	3	0.19
C65	Renal Pelvis	-	-	-	-	-	-	-	-	-	-	-	-	-	-	-	-	-	-	-
C66	Ureter	-	-	-	-	-	-	-	-	-	-	-	-	-	-	-	-	-	-	-
C67	Bladder	-	-	-	-	-	-	-	1	-	-	1	2	1	4	-	1	-	10	0.65
C68	Uns. Urinary Organs	-	-	-	-	-	-	-	-	-	-	-	-	-	-	-	-	-	-	-
C69	Eye	3	-	-	-	-	-	-	-	-	-	-	-	-	-	1	1	-	5	0.32
C70-C72	Brain, Nervous System	-	-	-	1	-	-	1	-	-	-	1	-	-	1	2	-	-	6	0.39
C73	Thyroid	-	-	-	4	-	2	2	2	1	4	-	5	4	1	2	-	-	27	1.75
C74	Adrenal Gland	-	-	-	-	-	-	-	-	-	-	-	-	-	-	-	-	-	-	-
C81	Hodgkins Disease	-	-	-	-	-	-	-	-	-	-	-	-	-	-	-	-	-	-	-
C82-85,C96	NHL	-	-	1	-	-	-	-	-	-	3	1	-	1	1	3	2	-	12	0.78
C88	Malig Imn.Prol D	-	-	-	-	-	-	-	-	-	-	-	-	-	-	-	-	-	-	-
C90	Multiple Myeloma	-	-	-	-	-	-	-	-	-	1	1	-	-	-	-	-	-	2	0.13
C91	Lymphoid Leuk.	3	3	-	1	-	-	-	1	-	-	-	-	-	-	-	-	-	8	0.52
C92-C94	Myeloid Leukaemia	3	-	1	1	1	-	-	1	2	3	2	1	-	1	1	2	-	19	1.23
C95	Leukaemia Uns	2	-	-	1	1	1	-	1	1	1	-	2	-	-	-	1	-	11	0.71
O&U*	Other and Uns	1	-	2	-	1	1	3	6	19	29	27	20	26	33	20	45	-	233	15.11
	All Sites	16	5	5	17	15	24	53	96	139	162	183	182	155	164	146	179	1	1542	100.0

* O&U includes the Sites (ICD-10: C26, C39, C48, C75, C76, C77, C78, C79, C80, C97)

TABLE MIZ-4(a):
Average Annual Age Specific, Crude (CR), Age Adjusted (AAR) (with Standard Error (SE)) and
Truncated (35-64 yrs) (TR) Incidence Rate per 100,000 population: 2006-2008 - Males
Mizoram State (All Districts)

ICD-10	0-4	5-9	10-14	15-19	20-24	25-29	30-34	35-39	40-44	45-49	50-54	55-59	60-64	65-69	70-74	>75	CR	AAR	SE	TR
C00	-	-	-	-	-	-	-	0.9	1.1	-	-	2.6	-	-	-	-	0.2	0.22	0.13	0.7
C01-C02	-	-	-	-	-	-	-	1.7	8.7	12.8	8.0	13.0	-	4.1	5.2	10.1	2.0	2.74	0.49	7.5
C03-C06	-	-	-	-	-	-	1.8	1.7	1.1	7.1	4.8	13.0	3.5	4.1	15.6	15.1	1.6	2.34	0.47	4.8
C07-C08	-	-	-	-	-	-	-	0.9	-	-	-	-	3.5	-	-	-	0.1	0.19	0.15	0.6
C09	-	-	-	-	-	-	0.9	-	3.3	2.8	6.4	2.6	6.9	4.1	5.2	-	0.9	1.35	0.36	3.4
C10	-	-	-	-	-	-	-	0.9	1.1	5.7	4.8	7.8	3.5	4.1	10.4	-	1.0	1.48	0.38	3.7
C11	0.6	-	-	-	-	2.1	-	2.6	5.4	5.7	14.4	15.6	20.8	41.4	-	15.1	3.1	4.78	0.70	9.7
C12-C13	-	-	-	-	-	-	0.9	0.9	22.8	27.0	20.8	26.0	58.8	12.4	15.6	20.1	5.7	8.61	0.93	24.1
C14	-	-	-	-	-	-	0.9	1.7	4.3	2.8	4.8	10.4	3.5	4.1	5.2	20.1	1.4	2.01	0.43	4.3
C15	-	-	-	-	-	0.7	-	4.3	30.4	62.4	78.6	90.9	76.1	62.1	62.4	50.4	13.7	20.61	1.42	53.0
C16	-	-	-	-	0.6	-	2.7	9.5	32.6	45.4	86.6	135.0	200.7	248.6	296.4	312.3	26.1	42.85	2.14	74.2
C17	-	-	-	-	-	-	-	-	1.1	-	-	-	-	8.3	-	-	0.2	0.31	0.19	0.2
C18	-	-	-	-	-	-	0.9	0.9	2.2	1.4	1.6	7.8	6.9	12.4	5.2	10.1	1.1	1.67	0.42	3.0
C19-C20	-	-	-	-	0.6	0.7	-	4.3	-	4.3	9.6	10.4	24.2	16.6	26.0	35.3	2.7	4.21	0.67	7.7
C21	-	-	-	-	-	-	-	-	-	-	-	-	-	-	-	-	-	-	-	-
C22	-	-	-	-	0.6	0.7	7.3	4.3	7.6	11.3	9.6	13.0	27.7	33.1	31.2	35.3	4.3	6.37	0.80	11.3
C23-C24	-	-	-	-	0.6	-	-	0.9	2.2	-	-	10.4	3.5	4.1	5.2	-	0.7	1.01	0.32	2.4
C25	-	-	-	-	-	-	-	-	-	1.4	3.2	2.6	3.5	8.3	10.4	-	0.6	0.94	0.32	1.6
C30-C31	0.6	-	-	-	-	-	-	-	-	-	3.2	-	-	4.1	-	-	0.2	0.36	0.18	0.5
C32	-	-	-	-	-	-	1.8	-	7.6	7.1	8.0	20.8	10.4	20.7	10.4	15.1	2.5	3.77	0.61	8.2
C33-C34	-	-	-	-	-	0.7	2.7	3.5	10.9	17.0	38.5	64.9	124.6	128.4	223.6	226.7	14.5	24.46	1.63	36.7
C37-C38	-	-	-	-	-	-	-	-	-	-	-	-	-	-	-	-	-	-	-	-
C40-C41	-	0.6	-	0.6	1.2	-	-	-	1.1	1.4	-	7.8	-	-	-	10.1	0.7	0.86	0.27	1.5
C43	-	-	-	-	-	-	-	-	-	-	-	-	-	-	-	-	-	-	-	-
C44	-	-	-	-	0.6	-	-	-	1.1	1.4	-	2.6	3.5	4.1	5.2	40.3	0.9	1.47	0.39	1.3
C45	-	-	-	-	-	-	-	-	-	-	-	-	-	-	-	-	-	-	-	-
C46	-	-	-	-	-	-	-	-	-	-	-	-	-	-	-	-	-	-	-	-
C47+C49	0.6	-	-	0.6	-	-	1.8	0.9	2.2	-	1.6	2.6	3.5	-	10.4	25.2	1.1	1.45	0.37	1.6
C50	-	-	-	-	-	-	-	-	-	-	-	-	3.5	8.3	-	-	0.2	0.39	0.22	0.4
C60	-	-	-	-	-	-	0.9	-	-	2.8	3.2	2.6	3.5	4.1	5.2	10.1	0.7	1.06	0.33	1.8
C61	-	-	-	-	-	-	-	-	1.1	-	-	-	-	8.3	36.4	55.4	1.3	2.15	0.47	0.2
C62	0.6	-	-	0.6	-	-	0.9	-	-	1.4	-	2.6	-	-	-	-	0.3	0.37	0.17	0.6
C63	-	-	-	-	-	-	-	-	-	-	-	-	-	-	-	-	-	-	-	-
C64	1.8	-	-	-	-	-	-	-	1.1	-	1.6	-	-	-	-	5.0	0.4	0.46	0.19	0.5
C65	-	-	-	-	-	-	-	-	-	-	-	-	-	-	-	-	-	-	-	-
C66	-	-	-	-	-	-	-	-	-	-	-	-	-	-	-	-	-	-	-	-
C67	-	-	-	-	-	1.4	-	0.9	-	4.3	-	2.6	3.5	4.1	10.4	20.1	0.9	1.40	0.37	1.8
C68	-	-	-	-	-	-	-	-	-	-	-	-	-	-	-	-	-	-	-	-
C69	2.4	-	-	-	-	-	-	-	-	-	-	2.6	-	-	-	-	0.3	0.40	0.18	0.3
C70-C72	-	1.7	-	0.6	0.6	0.7	-	1.7	1.1	1.4	1.6	-	3.5	12.4	-	-	0.9	1.16	0.33	1.5
C73	-	-	-	-	0.6	1.4	-	-	-	2.8	4.8	-	3.5	4.1	10.4	-	0.7	1.04	0.31	1.8
C74	-	-	0.5	-	-	-	-	-	-	-	-	-	-	-	-	-	0.1	0.05	0.05	-
C81	-	-	-	-	-	-	0.9	-	1.1	-	-	-	-	-	-	-	0.1	0.12	0.08	0.2
C82-85,C96	-	0.6	-	0.6	0.6	-	0.9	-	3.3	2.8	1.6	5.2	6.9	12.4	-	10.1	1.2	1.71	0.41	3.0
C88	-	-	-	-	-	-	-	-	-	-	-	-	-	-	-	-	-	-	-	-
C90	-	-	-	-	-	-	-	-	-	-	-	-	-	-	-	-	-	-	-	-
C91	1.2	0.6	1.0	0.6	-	-	-	-	-	1.4	1.6	2.6	-	-	-	-	0.6	0.62	0.21	0.9
C92-C94	2.4	0.6	-	2.3	2.9	3.5	1.8	4.3	3.3	4.3	4.8	13.0	3.5	4.1	5.2	10.1	2.8	3.21	0.50	5.2
C95	0.6	0.6	1.0	0.6	0.6	0.7	-	0.9	1.1	1.4	-	-	10.4	-	-	5.0	0.9	1.09	0.32	2.0
O&U *	1.8	-	0.5	1.1	-	1.4	1.8	8.7	23.9	39.7	60.9	106.5	83.0	136.7	119.6	251.8	17.3	27.08	1.66	48.3
All	12.8	4.4	3.1	7.4	9.2	14.0	29.0	56.3	182.4	279.5	384.8	597.3	705.9	820.3	930.9	1208.8	114.1	176.5	4.24	330.5

TABLE MIZ-4(b):
Average Annual Age Specific, Crude (CR), Age Adjusted (AAR) (with Standard Error (SE)) and
Truncated (35-64 yrs) (TR) Incidence Rate per 100,000 population: 2006-2008 - Females
Mizoram State (All Districts)

ICD-10	0-4	5-9	10-14	15-19	20-24	25-29	30-34	35-39	40-44	45-49	50-54	55-59	60-64	65-69	70-74	>75	CR	AAR	SE	TR
C00	-	-	-	-	-	0.8	-	1.0	-	-	1.9	3.0	-	-	-	-	0.3	0.33	0.17	0.9
C01-C02	-	-	-	-	-	-	-	1.0	-	-	-	6.0	-	-	11.0	-	0.3	0.51	0.24	1.0
C03-C06	-	-	-	-	-	-	1.0	1.0	5.8	-	1.9	-	3.6	-	5.5	4.6	0.7	0.90	0.28	2.1
C07-C08	-	-	-	-	-	-	-	-	-	-	-	-	4.3	5.5	-	-	0.1	0.24	0.17	-
C09	-	-	-	-	-	0.8	1.0	-	-	-	-	3.0	-	4.3	5.5	4.6	0.4	0.57	0.24	0.4
C10	-	-	-	-	-	-	-	-	-	-	1.9	6.0	3.6	4.3	-	-	0.3	0.60	0.27	1.5
C11	-	-	-	0.6	-	-	-	1.0	2.3	4.6	5.6	11.9	17.8	8.6	11.0	4.6	1.6	2.56	0.54	6.3
C12-C13	-	-	-	-	-	-	-	1.0	1.2	1.5	3.7	3.0	-	-	-	4.6	0.5	0.62	0.24	1.7
C14	-	-	-	-	-	-	-	1.0	1.2	-	1.9	3.0	3.6	4.3	5.5	4.6	0.5	0.81	0.30	1.6
C15	-	-	-	-	-	-	1.0	1.0	2.3	9.3	14.9	3.0	7.1	8.6	16.4	23.2	2.0	3.01	0.55	6.1
C16	-	-	-	-	-	3.1	4.1	5.7	8.1	26.2	33.5	92.3	78.3	94.7	197.1	115.8	12.6	20.49	1.51	35.2
C17	-	-	-	-	-	-	-	-	-	-	-	-	-	-	5.5	4.6	0.1	0.20	0.14	-
C18	-	-	-	-	-	0.8	-	1.0	-	3.1	7.4	6.0	7.1	4.3	11.0	9.3	1.1	1.73	0.43	3.7
C19-C20	-	-	0.5	-	-	0.8	2.1	1.9	2.3	-	9.3	11.9	14.2	30.1	32.9	18.5	2.5	3.93	0.66	5.7
C21	-	-	-	-	-	-	-	-	-	-	-	3.0	-	-	5.5	-	0.1	0.23	0.16	0.4
C22	0.6	-	-	0.6	-	-	1.0	2.9	3.5	7.7	7.4	20.8	32.0	25.8	32.9	50.9	3.7	5.97	0.81	10.7
C23-C24	-	-	-	-	-	-	1.0	1.0	3.5	4.6	3.7	14.9	10.7	21.5	5.5	13.9	1.8	2.85	0.56	5.7
C25	-	-	-	-	0.6	-	-	1.9	2.3	3.1	7.4	11.9	3.6	8.6	5.5	23.2	1.6	2.31	0.49	4.6
C30-C31	-	-	-	-	0.6	-	-	1.0	-	-	-	-	3.6	8.6	-	-	0.3	0.50	0.24	0.6
C32	-	-	-	-	-	-	-	1.0	-	1.5	3.7	-	-	-	16.4	13.9	0.7	0.94	0.30	1.1
C33-C34	-	-	-	-	-	-	-	1.0	5.8	7.7	48.4	110.2	149.5	167.9	175.2	203.8	15.2	26.29	1.75	44.1
C37-C38	-	-	-	-	-	-	-	-	-	-	-	-	-	-	-	-	-	-	-	-
C40-C41	-	0.6	-	0.6	-	1.5	-	-	-	-	1.9	-	3.6	8.6	-	9.3	0.7	0.91	0.31	0.8
C43	-	-	-	-	-	-	-	-	-	-	-	-	-	-	-	-	-	-	-	-
C44	0.6	-	-	-	-	-	-	-	1.2	-	1.9	11.9	14.2	4.3	21.9	9.3	1.2	2.04	0.49	3.9
C45	-	-	-	-	-	-	-	-	-	-	-	-	-	-	-	-	-	-	-	-
C46	-	-	-	-	-	-	-	-	-	-	-	-	-	-	-	-	-	-	-	-
C47+C49	-	-	-	0.6	1.2	0.8	1.0	-	2.3	-	-	6.0	-	4.3	-	9.3	0.8	0.96	0.29	1.2
C50	-	-	-	1.2	0.6	0.8	12.3	18.2	21.9	40.1	50.3	47.6	46.3	56.0	38.3	32.4	10.7	15.13	1.23	35.8
C51	-	-	-	-	-	-	-	1.0	-	1.5	1.9	11.9	-	-	-	9.3	0.6	0.90	0.31	2.3
C52	-	-	-	-	-	-	-	-	1.2	-	1.9	-	-	-	-	-	0.1	0.16	0.12	0.5
C53	-	-	-	-	0.6	3.1	21.5	31.5	55.3	60.2	46.6	50.6	24.9	38.7	27.4	9.3	13.9	17.65	1.26	45.7
C54	-	-	-	-	-	0.8	-	-	3.5	3.1	7.4	6.0	10.7	4.3	-	-	1.1	1.62	0.42	4.6
C55	-	-	-	-	-	-	-	-	-	3.1	1.9	3.0	-	4.3	-	4.6	0.4	0.62	0.26	1.3
C56	-	0.6	-	1.2	1.7	-	2.1	3.8	8.1	9.3	9.3	6.0	3.6	8.6	5.5	4.6	2.4	3.00	0.52	6.8
C57	-	-	-	-	-	-	-	-	2.3	-	-	-	-	4.3	-	-	0.2	0.27	0.16	0.4
C58	-	-	-	0.6	1.7	2.3	-	1.9	-	-	1.9	-	-	-	-	-	0.7	0.58	0.19	0.7
C64	1.3	-	-	-	-	-	-	-	-	-	1.9	-	-	-	-	-	0.2	0.24	0.14	0.3
C65	-	-	-	-	-	-	-	-	-	-	-	-	-	-	-	-	-	-	-	-
C66	-	-	-	-	-	-	-	-	-	-	-	-	-	-	-	-	-	-	-	-
C67	-	-	-	-	-	-	-	1.0	-	-	1.9	6.0	3.6	17.2	-	4.6	0.7	1.14	0.37	1.7
C68	-	-	-	-	-	-	-	-	-	-	-	-	-	-	-	-	-	-	-	-
C69	1.9	-	-	-	-	-	-	-	-	-	-	-	-	-	5.5	4.6	0.3	0.43	0.19	-
C70-C72	-	-	-	0.6	-	-	1.0	-	-	-	1.9	-	-	4.3	11.0	-	0.4	0.55	0.24	0.3
C73	-	-	-	2.3	-	1.5	2.1	1.9	1.2	6.2	-	14.9	14.2	4.3	11.0	-	1.8	2.52	0.51	5.5
C74	-	-	-	-	-	-	-	-	-	-	-	-	-	-	-	-	-	-	-	-
C81	-	-	-	-	-	-	-	-	-	-	-	-	-	-	-	-	-	-	-	-
C82-85,C96	-	-	0.5	-	-	-	-	-	-	4.6	1.9	-	3.6	4.3	16.4	9.3	0.8	1.21	0.36	1.7
C88	-	-	-	-	-	-	-	-	-	-	-	-	-	-	-	-	-	-	-	-
C90	-	-	-	-	-	-	-	-	-	1.5	1.9	-	-	-	-	-	0.1	0.19	0.13	0.6
C91	1.9	1.8	-	0.6	-	-	-	1.0	-	-	-	-	-	-	-	-	0.5	0.51	0.18	0.2
C92-C94	1.9	-	0.5	0.6	0.6	-	-	1.0	2.3	4.6	3.7	3.0	-	4.3	5.5	9.3	1.2	1.58	0.37	2.5
C95	1.3	-	-	0.6	0.6	0.8	-	1.0	1.2	1.5	-	6.0	-	-	-	4.6	0.7	0.86	0.27	1.5
O&U *	0.6	-	1.1	-	0.6	0.8	3.1	5.7	21.9	44.8	50.3	59.5	92.5	142.0	109.5	208.4	15.3	24.03	1.61	41.7
All	10.0	2.9	2.7	9.8	8.7	18.3	54.3	91.8	160.3	250.1	340.8	541.8	551.6	705.9	799.4	829.0	101.4	152.8	4.01	293.3

**TABLE MIZ-5(a): Number (#) and Proportion (%) of Cancers by Site (ICD-10) and Method of Diagnosis: 2006-2008 - Males
Mizoram State (All Districts)**

ICD-10	Site	Clinical		Microscopic		X-Ray / Imaging		DCO		Others		Unknown		Total	
		#	%	#	%	#	%	#	%	#	%	#	%	#	%
C00	Lip	-	-	3	100.0	-	-	-	-	-	-	-	-	3	100.0
C01-C02	Tongue	-	-	30	90.9	-	-	2	6.1	1	3.0	-	-	33	100.0
C03-C06	Mouth	1	3.8	21	80.8	1	3.8	3	11.5	-	-	-	-	26	100.0
C07-C08	Salivary Gland	-	-	2	100.0	-	-	-	-	-	-	-	-	2	100.0
C09	Tonsil	-	-	14	93.3	1	6.7	-	-	-	-	-	-	15	100.0
C10	Oth. Oropharynx	-	-	16	100.0	-	-	-	-	-	-	-	-	16	100.0
C11	Nasopharynx	1	2.0	43	86.0	5	10.0	1	2.0	-	-	-	-	50	100.0
C12-C13	Hypopharynx	3	3.3	82	89.1	2	2.2	2	2.2	1	1.1	2	2.2	92	100.0
C14	Pharynx Unspecified	1	4.3	10	43.5	2	8.7	10	43.5	-	-	-	-	23	100.0
C15	Oesophagus	6	2.7	195	88.2	1	0.5	14	6.3	4	1.8	1	0.5	221	100.0
C16	Stomach	9	2.1	312	74.3	6	1.4	68	16.2	24	5.7	1	0.2	420	100.0
C17	Small Intestine	-	-	2	66.7	1	33.3	-	-	-	-	-	-	3	100.0
C18	Colon	1	5.9	12	70.6	1	5.9	2	11.8	1	5.9	-	-	17	100.0
C19-C20	Rectum	1	2.3	37	86.0	1	2.3	3	7.0	1	2.3	-	-	43	100.0
C21	Anus & Anal Canal	-	-	-	-	-	-	-	-	-	-	-	-	-	-
C22	Liver	5	7.1	29	41.4	16	22.9	18	25.7	1	1.4	1	1.4	70	100.0
C23-C24	Gallbladder etc.	-	-	5	45.5	4	36.4	2	18.2	-	-	-	-	11	100.0
C25	Pancreas	3	33.3	2	22.2	1	11.1	1	11.1	2	22.2	-	-	9	100.0
C30-C31	Nose, Sinuses etc.	-	-	3	75.0	-	-	1	25.0	-	-	-	-	4	100.0
C32	Larynx	2	5.0	32	80.0	1	2.5	2	5.0	2	5.0	1	2.5	40	100.0
C33-C34	Lung etc.	11	4.7	120	51.3	40	17.1	59	25.2	2	0.9	2	0.9	234	100.0
C37-C38	Other Thoracic Organs	-	-	-	-	-	-	-	-	-	-	-	-	-	-
C40-C41	Bone	-	-	5	45.5	3	27.3	3	27.3	-	-	-	-	11	100.0
C43	Melanoma of Skin	-	-	-	-	-	-	-	-	-	-	-	-	-	-
C44	Other Skin	-	-	13	86.7	-	-	2	13.3	-	-	-	-	15	100.0
C45	Mesothelioma	-	-	-	-	-	-	-	-	-	-	-	-	-	-
C46	Kaposi Sarcoma	-	-	-	-	-	-	-	-	-	-	-	-	-	-
C47+C49	Conn. & Soft Tissue	-	-	9	52.9	2	11.8	6	35.3	-	-	-	-	17	100.0
C50	Breast	-	-	3	100.0	-	-	-	-	-	-	-	-	3	100.0
C60	Penis	1	9.1	9	81.8	-	-	1	9.1	-	-	-	-	11	100.0
C61	Prostate	8	38.1	6	28.6	4	19.0	1	4.8	2	9.5	-	-	21	100.0
C62	Testis	-	-	3	60.0	1	20.0	-	-	-	-	1	20.0	5	100.0
C63	Other Male Genital	-	-	-	-	-	-	-	-	-	-	-	-	-	-
C64	Kidney etc.	-	-	4	57.1	1	14.3	2	28.6	-	-	-	-	7	100.0
C65	Renal Pelvis	-	-	-	-	-	-	-	-	-	-	-	-	-	-
C66	Ureter	-	-	-	-	-	-	-	-	-	-	-	-	-	-
C67	Bladder	1	6.7	10	66.7	-	-	4	26.7	-	-	-	-	15	100.0
C68	Uns. Urinary Organs	-	-	-	-	-	-	-	-	-	-	-	-	-	-
C69	Eye	2	40.0	2	40.0	-	-	-	-	-	-	1	20.0	5	100.0
C70-C72	Brain, Nervous System	2	13.3	2	13.3	1	6.7	9	60.0	1	6.7	-	-	15	100.0
C73	Thyroid	-	-	9	75.0	3	25.0	-	-	-	-	-	-	12	100.0
C74	Adrenal Gland	-	-	-	-	-	-	1	100.0	-	-	-	-	1	100.0
C81	Hodgkins Disease	-	-	1	50.0	1	50.0	-	-	-	-	-	-	2	100.0
C82-85,C96	NHL	-	-	17	89.5	2	10.5	-	-	-	-	-	-	19	100.0
C88	Malig Imn.Prol D	-	-	-	-	-	-	-	-	-	-	-	-	-	-
C90	Multiple Myeloma	-	-	-	-	-	-	-	-	-	-	-	-	-	-
C91	Lymphoid Leuk.	-	-	7	77.8	2	22.2	-	-	-	-	-	-	9	100.0
C92-C94	Myeloid Leukaemia	-	-	37	82.2	6	13.3	2	4.4	-	-	-	-	45	100.0
C95	Leukaemia Uns	-	-	3	21.4	-	-	11	78.6	-	-	-	-	14	100.0
O&U*	Other and Uns	2	0.7	81	29.0	17	6.1	175	62.7	2	0.7	2	0.7	279	100.0
All	Sites	60	3.3	1191	64.8	126	6.9	405	22.0	44.0	2.4	12	0.7	1838	100.0

**TABLE MIZ-5 (b): Number (#) and Proportion (%) of Cancers by Site (ICD-10) and Method of Diagnosis : 2006-2008 - Females
Mizoram State (All Districts)**

ICD-10	Site	Clinical		Microscopic		X-Ray / Imaging		DCO		Others		Unknown		Total	
		#	%	#	%	#	%	#	%	#	%	#	%	#	%
C00	Lip	-	-	4	100.0	-	-	-	-	-	-	-	-	4	100.0
C01-C02	Tongue	-	-	4	80.0	-	-	1	20.0	-	-	-	-	5	100.0
C03-C06	Mouth	-	-	8	72.7	-	-	2	18.2	-	-	1	9.1	11	100.0
C07-C08	Salivary Gland	-	-	2	100.0	-	-	-	-	-	-	-	-	2	100.0
C09	Tonsil	-	-	6	100.0	-	-	-	-	-	-	-	-	6	100.0
C10	Oth. Oropharynx	-	-	5	100.0	-	-	-	-	-	-	-	-	5	100.0
C11	Nasopharynx	1	4.2	22	91.7	-	-	1	4.2	-	-	-	-	24	100.0
C12-C13	Hypopharynx	1	14.3	4	57.1	1	14.3	-	-	1	14.3	-	-	7	100.0
C14	Pharynx Unspecified	-	-	-	-	-	-	8	100.0	-	-	-	-	8	100.0
C15	Oesophagus	2	6.5	25	80.6	-	-	2	6.5	2	6.5	-	-	31	100.0
C16	Stomach	4	2.1	132	68.8	3	1.6	44	22.9	9	4.7	-	-	192	100.0
C17	Small Intestine	-	-	2	100.0	-	-	-	-	-	-	-	-	2	100.0
C18	Colon	1	5.9	12	70.6	1	5.9	3	17.6	-	-	-	-	17	100.0
C19-C20	Rectum	-	-	34	89.5	1	2.6	3	7.9	-	-	-	-	38	100.0
C21	Anus & Anal Canal	-	-	2	100.0	-	-	-	-	-	-	-	-	2	100.0
C22	Liver	3	5.3	19	33.3	14	24.6	21	36.8	-	-	-	-	57	100.0
C23-C24	Gallbladder etc.	1	3.7	11	40.7	6	22.2	3	11.1	6	22.2	-	-	27	100.0
C25	Pancreas	4	16.7	4	16.7	7	29.2	4	16.7	4	16.7	1	4.2	24	100.0
C30-C31	Nose, Sinuses etc.	-	-	3	60.0	-	-	2	40.0	-	-	-	-	5	100.0
C32	Larynx	1	10.0	5	50.0	4	40.0	-	-	-	-	-	-	10	100.0
C33-C34	Lung etc.	9	3.9	95	41.1	40	17.3	76	32.9	9	3.9	2	0.9	231	100.0
C37-C38	Other Thoracic Organs	-	-	-	-	-	-	-	-	-	-	-	-	-	-
C40-C41	Bone	2	20.0	4	40.0	-	-	4	40.0	-	-	-	-	10	100.0
C43	Melanoma of Skin	-	-	-	-	-	-	-	-	-	-	-	-	-	-
C44	Other Skin	-	-	17	89.5	1	5.3	-	-	-	-	1	5.3	19	100.0
C45	Mesothelioma	-	-	-	-	-	-	-	-	-	-	-	-	-	-
C46	Kaposi Sarcoma	-	-	-	-	-	-	-	-	-	-	-	-	-	-
C47+C49	Conn. & Soft Tissue	-	-	9	75.0	1	8.3	2	16.7	-	-	-	-	12	100.0
C50	Breast	5	3.1	124	76.1	18	11.0	9	5.5	4	2.5	3	1.8	163	100.0
C51	Vulva	2	22.2	6	66.7	1	11.1	-	-	-	-	-	-	9	100.0
C52	Vagina	-	-	2	100.0	-	-	-	-	-	-	-	-	2	100.0
C53	Cervix Uteri	7	3.3	172	81.5	2	0.9	17	8.1	3	1.4	10	4.7	211	100.0
C54	Corpus Uteri	-	-	16	100.0	-	-	-	-	-	-	-	-	16	100.0
C55	Uterus Unspecified	-	-	-	-	1	16.7	4	66.7	1	16.7	-	-	6	100.0
C56	Ovary etc.	2	5.4	24	64.9	4	10.8	2	5.4	4	10.8	1	2.7	37	100.0
C57	Other Female Genital	-	-	1	33.3	-	-	2	66.7	-	-	-	-	3	100.0
C58	Placenta	4	40.0	5	50.0	1	10.0	-	-	-	-	-	-	10	100.0
C64	Kidney etc.	-	-	2	66.7	-	-	1	33.3	-	-	-	-	3	100.0
C65	Renal Pelvis	-	-	-	-	-	-	-	-	-	-	-	-	-	-
C66	Ureter	-	-	-	-	-	-	-	-	-	-	-	-	-	-
C67	Bladder	1	10.0	8	80.0	-	-	1	10.0	-	-	-	-	10	100.0
C68	Uns. Urinary Organs	-	-	-	-	-	-	-	-	-	-	-	-	-	-
C69	Eye	-	-	4	80.0	-	-	-	-	-	-	1	20.0	5	100.0
C70-C72	Brain, Nervous System	-	-	1	16.7	2	33.3	3	50.0	-	-	-	-	6	100.0
C73	Thyroid	-	-	23	85.2	2	7.4	-	-	2	7.4	-	-	27	100.0
C74	Adrenal Gland	-	-	-	-	-	-	-	-	-	-	-	-	-	-
C81	Hodgkins Disease	-	-	-	-	-	-	-	-	-	-	-	-	-	-
C82-85,C96	NHL	-	-	11	91.7	1	8.3	-	-	-	-	-	-	12	100.0
C88	Malig Imn.Prol D	-	-	-	-	-	-	-	-	-	-	-	-	-	-
C90	Multiple Myeloma	1	50.0	1	50.0	-	-	-	-	-	-	-	-	2	100.0
C91	Lymphoid Leuk.	-	-	7	87.5	-	-	1	12.5	-	-	-	-	8	100.0
C92-C94	Myeloid Leukaemia	-	-	13	68.4	5	26.3	1	5.3	-	-	-	-	19	100.0
C95	Leukaemia Uns	-	-	4	36.4	-	-	7	63.6	-	-	-	-	11	100.0
O&U *	Other and Uns	1	0.4	70	30.0	21	9.0	135	57.9	2	0.9	4	1.7	233	100.0
	All Sites	52	3.4	923	59.9	137	8.9	359	23.3	47.0	3.0	24	1.6	1542	100.0

TABLE MIZ-6 (a): Number (#) and Proportion (%) of Cancers by Site (ICD-10) and Detailed Microscopic Diagnosis: 2006-2008 - Males : Mizoram State (All Districts)

ICD-10 -	Site	Pri. Hist		Sec. Hist		Cytology		Blood Film		Bone Marrow		Others		Total	
		#	%	#	%	#	%	#	%	#	%	#	%	#	%
C00	Lip	3	100.0	-	-	-	-	-	-	-	-	-	-	3	100.0
C01-C02	Tongue	28	84.8	-	-	2	6.1	-	-	-	-	3	9.1	33	100.0
C03-C06	Mouth	19	73.1	-	-	2	7.7	-	-	-	-	5	19.2	26	100.0
C07-C08	Salivary Gland	1	50.0	1	50.0	-	-	-	-	-	-	-	-	2	100.0
C09	Tonsil	14	93.3	-	-	-	-	-	-	-	-	1	6.7	15	100.0
C10	Oth. Oropharynx	15	93.8	-	-	1	6.3	-	-	-	-	-	-	16	100.0
C11	Nasopharynx	40	80.0	-	-	3	6.0	-	-	-	-	7	14.0	50	100.0
C12-C13	Hypopharynx	79	85.9	-	-	2	2.2	-	-	1	1.1	10	10.9	92	100.0
C14	Pharynx Unspecified	10	43.5	-	-	-	-	-	-	-	-	13	56.5	23	100.0
C15	Oesophagus	192	86.9	-	-	2	0.9	-	-	1	0.5	26	11.8	221	100.0
C16	Stomach	310	73.8	-	-	2	0.5	-	-	-	-	108	25.7	420	100.0
C17	Small Intestine	2	66.7	-	-	-	-	-	-	-	-	1	33.3	3	100.0
C18	Colon	12	70.6	-	-	-	-	-	-	-	-	5	29.4	17	100.0
C19-C20	Rectum	36	83.7	-	-	1	2.3	-	-	-	-	6	14.0	43	100.0
C21	Anus & Anal Canal	-	-	-	-	-	-	-	-	-	-	-	-	-	-
C22	Liver	2	2.9	-	-	27	38.6	-	-	-	-	41	58.6	70	100.0
C23-C24	Gallbladder etc.	5	45.5	-	-	-	-	-	-	-	-	6	54.5	11	100.0
C25	Pancreas	1	11.1	-	-	1	11.1	-	-	-	-	7	77.8	9	100.0
C30-C31	Nose, Sinuses etc.	3	75.0	-	-	-	-	-	-	-	-	1	25.0	4	100.0
C32	Larynx	27	67.5	-	-	5	12.5	-	-	-	-	8	20.0	40	100.0
C33-C34	Lung etc.	61	26.1	1	0.4	58	24.8	-	-	-	-	114	48.7	234	100.0
C37-C38	Other Thoracic Organs	-	-	-	-	-	-	-	-	-	-	-	-	-	-
C40-C41	Bone	4	36.4	-	-	1	9.1	-	-	-	-	6	54.5	11	100.0
C43	Melanoma of Skin	-	-	-	-	-	-	-	-	-	-	-	-	-	-
C44	Other Skin	11	73.3	-	-	2	13.3	-	-	-	-	2	13.3	15	100.0
C45	Mesothelioma	-	-	-	-	-	-	-	-	-	-	-	-	-	-
C46	Kaposi Sarcoma	-	-	-	-	-	-	-	-	-	-	-	-	-	-
C47 + C49	Conn. & Soft Tissue	4	23.5	-	-	5	29.4	-	-	-	-	8	47.1	17	100.0
C50	Breast	2	66.7	-	-	1	33.3	-	-	-	-	-	-	3	100.0
C60	Penis	9	81.8	-	-	-	-	-	-	-	-	2	18.2	11	100.0
C61	Prostate	6	28.6	-	-	-	-	-	-	-	-	15	71.4	21	100.0
C62	Testis	2	40.0	-	-	1	20.0	-	-	-	-	2	40.0	5	100.0
C63	Other Male Genital	-	-	-	-	-	-	-	-	-	-	-	-	-	-
C64	Kidney etc.	3	42.9	-	-	1	14.3	-	-	-	-	3	42.9	7	100.0
C65	Renal Pelvis	-	-	-	-	-	-	-	-	-	-	-	-	-	-
C66	Ureter	-	-	-	-	-	-	-	-	-	-	-	-	-	-
C67	Bladder	10	66.7	-	-	-	-	-	-	-	-	5	33.3	15	100.0
C68	Uns. Urinary Organs	-	-	-	-	-	-	-	-	-	-	-	-	-	-
C69	Eye	2	40.0	-	-	-	-	-	-	-	-	3	60.0	5	100.0
C70-C72	Brain, Nervous System	2	13.3	-	-	-	-	-	-	-	-	13	86.7	15	100.0
C73	Thyroid	5	41.7	-	-	4	33.3	-	-	-	-	3	25.0	12	100.0
C74	Adrenal Gland	-	-	-	-	-	-	-	-	-	-	1	100.0	1	100.0
C81	Hodgkins Disease	1	50.0	-	-	-	-	-	-	-	-	1	50.0	2	100.0
C82-85,C96	NHL	12	63.2	-	-	5	26.3	-	-	-	-	2	10.5	19	100.0
C88	Malig Imn.Prol D	-	-	-	-	-	-	-	-	-	-	-	-	-	-
C90	Multiple Myeloma	-	-	-	-	-	-	-	-	-	-	-	-	-	-
C91	Lymphoid Leuk.	-	-	-	-	-	-	1	11.1	6	66.7	2	22.2	9	100.0
C92-C94	Myeloid Leukaemia	-	-	-	-	-	-	26	57.8	11	24.4	8	17.8	45	100.0
C95	Leukaemia Uns	-	-	-	-	-	-	2	14.3	1	7.1	11	78.6	14	100.0
O&U *	Other and Uns	9	3.2	11	3.9	61	21.9	-	-	-	-	198	71.0	279	100.0
	All Sites	942	51.3	13	0.7	187	10.2	29	1.6	20	1.1	647	35.2	1838	100.0

TABLE MIZ-6 (b): Number (#) and Proportion (%) of Cancers by Site (ICD-10) and Detailed Microscopic Diagnosis: 2006-2008 - Females : Mizoram State (All Districts)

ICD-10	Site	Pri. Hist		Sec. Hist		Cytology		Blood Film		Bone Marrow		Others		Total	
		#	%	#	%	#	%	#	%	#	%	#	%	#	%
C00	Lip	4	100.0	-	-	-	-	-	-	-	-	-	-	4	100.0
C01-C02	Tongue	4	80.0	-	-	-	-	-	-	-	-	1	20.0	5	100.0
C03-C06	Mouth	8	72.7	-	-	-	-	-	-	-	-	3	27.3	11	100.0
C07-C08	Salivary Gland	2	100.0	-	-	-	-	-	-	-	-	-	-	2	100.0
C09	Tonsil	6	100.0	-	-	-	-	-	-	-	-	-	-	6	100.0
C10	Oth. Oropharynx	5	100.0	-	-	-	-	-	-	-	-	-	-	5	100.0
C11	Nasopharynx	22	91.7	-	-	-	-	-	-	-	-	2	8.3	24	100.0
C12-C13	Hypopharynx	4	57.1	-	-	-	-	-	-	-	-	3	42.9	7	100.0
C14	Pharynx Unspecified	-	-	-	-	-	-	-	-	-	-	8	100.0	8	100.0
C15	Oesophagus	24	77.4	-	-	1	3.2	-	-	-	-	6	19.4	31	100.0
C16	Stomach	129	67.2	-	-	2	1.0	-	-	1	0.5	60	31.3	192	100.0
C17	Small Intestine	2	100.0	-	-	-	-	-	-	-	-	-	-	2	100.0
C18	Colon	12	70.6	-	-	-	-	-	-	-	-	5	29.4	17	100.0
C19-C20	Rectum	33	86.8	1	2.6	-	-	-	-	-	-	4	10.5	38	100.0
C21	Anus & Anal Canal	2	100.0	-	-	-	-	-	-	-	-	-	-	2	100.0
C22	Liver	3	5.3	1	1.8	15	26.3	-	-	-	-	38	66.7	57	100.0
C23-C24	Gallbladder etc.	11	40.7	-	-	-	-	-	-	-	-	16	59.3	27	100.0
C25	Pancreas	3	12.5	-	-	1	4.2	-	-	-	-	20	83.3	24	100.0
C30-C31	Nose, Sinuses etc.	3	60.0	-	-	-	-	-	-	-	-	2	40.0	5	100.0
C32	Larynx	5	50.0	-	-	-	-	-	-	-	-	5	50.0	10	100.0
C33-C34	Lung etc.	52	22.5	-	-	43	18.6	-	-	-	-	136	58.9	231	100.0
C37-C38	Other Thoracic Organs	-	-	-	-	-	-	-	-	-	-	-	-	-	-
C40-C41	Bone	4	40.0	-	-	-	-	-	-	-	-	6	60.0	10	100.0
C43	Melanoma of Skin	-	-	-	-	-	-	-	-	-	-	-	-	-	-
C44	Other Skin	14	73.7	-	-	3	15.8	-	-	-	-	2	10.5	19	100.0
C45	Mesothelioma	-	-	-	-	-	-	-	-	-	-	-	-	-	-
C46	Kaposi Sarcoma	-	-	-	-	-	-	-	-	-	-	-	-	-	-
C47+C49	Conn. & Soft Tissue	5	41.7	-	-	4	33.3	-	-	-	-	3	25.0	12	100.0
C50	Breast	82	50.3	-	-	42	25.8	-	-	-	-	39	23.9	163	100.0
C51	Vulva	6	66.7	-	-	-	-	-	-	-	-	3	33.3	9	100.0
C52	Vagina	2	100.0	-	-	-	-	-	-	-	-	-	-	2	100.0
C53	Cervix Uteri	170	80.6	-	-	2	0.9	-	-	-	-	39	18.5	211	100.0
C54	Corpus Uteri	16	100.0	-	-	-	-	-	-	-	-	-	-	16	100.0
C55	Uterus Unspecified	-	-	-	-	-	-	-	-	-	-	6	100.0	6	100.0
C56	Ovary etc.	23	62.2	-	-	1	2.7	-	-	-	-	13	35.1	37	100.0
C57	Other Female Genital	1	33.3	-	-	-	-	-	-	-	-	2	66.7	3	100.0
C58	Placenta	5	50.0	-	-	-	-	-	-	-	-	5	50.0	10	100.0
C64	Kidney etc.	2	66.7	-	-	-	-	-	-	-	-	1	33.3	3	100.0
C65	Renal Pelvis	-	-	-	-	-	-	-	-	-	-	-	-	-	-
C66	Ureter	-	-	-	-	-	-	-	-	-	-	-	-	-	-
C67	Bladder	8	80.0	-	-	-	-	-	-	-	-	2	20.0	10	100.0
C68	Uns.Urinary Organs	-	-	-	-	-	-	-	-	-	-	-	-	-	-
C69	Eye	3	60.0	-	-	1	20.0	-	-	-	-	1	20.0	5	100.0
C70-C72	Brain, Nervous System	1	16.7	-	-	-	-	-	-	-	-	5	83.3	6	100.0
C73	Thyroid	15	55.6	-	-	8	29.6	-	-	-	-	4	14.8	27	100.0
C74	Adrenal Gland	-	-	-	-	-	-	-	-	-	-	-	-	-	-
C81	Hodgkins Disease	-	-	-	-	-	-	-	-	-	-	-	-	-	-
C82-85,C96	NHL	11	91.7	-	-	-	-	-	-	-	-	1	8.3	12	100.0
C88	Malig Imn.Prol D	-	-	-	-	-	-	-	-	-	-	-	-	-	-
C90	Multiple Myeloma	-	-	-	-	-	-	-	-	1	50.0	1	50.0	2	100.0
C91	Lymphoid Leuk.	-	-	-	-	-	-	5	62.5	2	25.0	1	12.5	8	100.0
C92-C94	Myeloid Leukaemia	-	-	-	-	-	-	10	52.6	3	15.8	6	31.6	19	100.0
C95	Leukaemia Uns	-	-	-	-	-	-	1	9.1	3	27.3	7	63.6	11	100.0
O&U *	Other and Uns	8	3.4	4	1.7	58	24.9	-	-	-	-	163	70.0	233	100.0
	All Sites	710	46.0	6	0.4	181	11.7	16	1.0	10	0.6	619	40.1	1542	100.0

**TABLE MIZ-7 (a): Number of Cancer Deaths by Five Year Age Group and Site (ICD-10):
2006-2008 – Males**

%= Relative Proportion of Cancers of All Sites.

Mizoram State (All Districts)

ICD-10	Site	0-4	5-9	10-14	15-19	20-24	25-29	30-34	35-39	40-44	45-49	50-54	55-59	60-64	65-69	70-74	75+	Unkn	Total	%
C00	Lip	-	-	-	-	-	-	-	-	-	-	-	-	-	-	-	-	-	-	-
C01-C02	Tongue	-	-	-	-	-	-	-	1	4	4	2	4	-	1	-	2	-	18	1.72
C03-C06	Mouth	-	-	-	-	-	-	-	-	1	2	3	3	1	-	1	3	-	14	1.33
C07-C08	Salivary Gland	-	-	-	-	-	-	-	-	-	-	-	-	1	-	-	-	-	1	0.10
C09	Tonsil	-	-	-	-	-	-	-	-	-	1	1	-	1	-	-	-	-	3	0.29
C10	Oth. Oropharynx	-	-	-	-	-	-	-	-	1	2	1	2	-	-	-	-	-	6	0.57
C11	Nasopharynx	-	-	-	-	-	-	-	-	3	3	1	2	2	-	3	1	-	15	1.43
C12-C13	Hypopharynx	-	-	-	-	-	-	-	-	7	6	6	3	5	2	2	5	-	36	3.43
C14	Pharynx Unspecified	-	-	-	-	-	-	-	1	5	2	4	4	1	-	2	2	-	21	2.00
C15	Oesophagus	-	-	-	-	-	1	-	1	15	20	23	28	13	7	9	7	-	124	11.82
C16	Stomach	-	2	-	-	-	-	1	5	17	16	24	24	29	33	32	43	-	226	21.54
C17	Small Intestine	-	-	-	-	-	-	-	-	-	1	-	-	-	2	-	-	-	3	0.29
C18	Colon	-	-	-	-	-	-	-	-	-	-	1	1	-	1	1	1	-	5	0.48
C19-C20	Rectum	-	-	-	-	-	-	2	1	-	1	-	3	2	2	1	3	-	15	1.43
C21	Anus & Anal Canal	-	-	-	-	-	-	-	-	-	-	-	-	-	-	-	-	-	-	-
C22	Liver	-	-	-	-	1	-	7	3	5	8	1	4	3	3	4	4	-	43	4.10
C23-C24	Gallbladder etc.	-	-	-	-	-	-	-	1	1	-	-	1	2	-	2	-	-	7	0.67
C25	Pancreas	-	-	-	-	-	-	-	-	-	1	1	-	2	1	1	1	-	7	0.67
C30-C31	Nose, Sinuses etc.	1	-	-	-	-	-	-	-	-	-	1	-	-	-	-	-	-	2	0.19
C32	Larynx	-	-	-	-	-	-	-	1	3	4	1	2	1	1	-	3	-	16	1.53
C33-C34	Lung etc.	-	1	-	-	-	1	2	2	5	7	16	28	21	22	27	30	-	162	15.44
C37-C38	Other Thoracic Organs	-	-	-	-	-	-	-	-	-	-	-	1	-	-	-	-	-	1	0.10
C40-C41	Bone	-	-	-	1	-	-	-	-	1	-	-	1	2	-	-	1	-	6	0.57
C43	Melanoma of Skin	-	-	-	-	-	-	-	-	-	-	-	-	-	-	1	-	-	1	0.10
C44	Other Skin	-	-	-	-	1	-	-	1	-	-	-	-	-	1	-	2	-	5	0.48
C45	Mesothelioma	-	-	-	-	-	-	-	-	-	-	-	-	-	-	-	-	-	-	-
C46	Kaposi Sarcoma	-	-	-	-	-	-	-	-	-	-	-	-	-	-	-	-	-	-	-
C47+C49	Conn. & Soft Tissue	-	-	-	1	-	-	2	-	1	-	-	-	-	-	4	2	-	10	0.95
C50	Breast	-	-	-	-	-	-	-	-	-	-	-	-	-	-	-	-	-	-	-
C60	Penis	-	-	-	-	-	-	-	-	-	-	1	-	-	-	1	-	-	2	0.19
C61	Prostate	-	-	-	-	-	-	-	-	-	-	-	-	-	1	2	5	-	8	0.76
C62	Testis	-	-	-	-	-	-	-	-	-	-	-	-	-	-	-	-	-	-	-
C63	Other Male Genital	-	-	-	-	-	-	-	-	-	-	-	-	-	-	-	-	-	-	-
C64	Kidney etc.	2	-	-	-	-	-	-	-	-	-	-	-	1	-	-	1	-	4	0.38
C65	Renal Pelvis	-	-	-	-	-	-	-	-	-	-	-	-	-	-	-	-	-	-	-
C66	Ureter	-	-	-	-	-	-	-	-	-	-	-	-	-	-	-	-	-	-	-
C67	Bladder	-	-	-	-	-	-	-	-	-	-	-	2	-	-	1	2	-	5	0.48
C68	Uns. Urinary Organs	-	-	-	-	-	-	-	-	-	-	-	-	-	-	-	-	-	-	-
C69	Eye	-	-	-	-	-	-	-	-	-	-	-	-	-	-	1	-	-	1	0.10
C70-C72	Brain, Nervous System	-	-	-	-	1	1	-	1	2	1	-	1	1	2	-	-	-	10	0.95
C73	Thyroid	-	-	-	-	-	-	-	-	-	1	-	1	-	1	-	-	-	3	0.29
C74	Adrenal Gland	-	-	1	-	-	-	-	-	-	-	-	-	-	-	-	-	-	1	0.10
C81	Hodgkins Disease	-	-	-	-	-	-	-	-	-	-	-	-	-	-	-	-	-	-	-
C82-85,C96	NHL	-	-	-	-	1	-	-	-	2	-	-	1	-	-	-	1	-	5	0.48
C88	Malig Imn.Prol D	-	-	-	-	-	-	-	-	-	-	-	-	-	-	-	-	-	-	-
C90	Multiple Myeloma	-	-	-	-	-	-	-	-	-	-	-	-	-	-	-	1	-	1	0.10
C91	Lymphoid Leuk.	-	-	1	1	-	-	-	-	-	-	-	-	-	-	-	-	-	2	0.19
C92-C94	Myeloid Leukaemia	-	1	-	2	-	2	-	1	3	2	1	3	1	1	-	-	-	17	1.62
C95	Leukaemia Uns	1	1	2	1	1	1	1	1	2	1	-	-	2	-	-	1	-	15	1.43
O&U*	Other and Uns	3	-	1	2	-	2	1	6	17	19	25	26	24	25	26	50	1	228	21.73
	All Sites	7	5	5	8	5	8	16	26	95	102	113	145	115	106	121	171	1	1049	100.00

**TABLE MIZ-7 (b): Number of Cancer Deaths by Five Year Age Group and Site (ICD-10):
2006-2008 – Females**

% = Relative Proportion of Cancers of All Sites.

Mizoram State (All Districts)

ICD-10	Site	0-4	5-9	10-14	15-19	20-24	25-29	30-34	35-39	40-44	45-49	50-54	55-59	60-64	65-69	70-74	75+	Unkn	Total	%
C00	Lip	-	-	-	-	-	-	-	1	-	-	-	-	-	-	-	-	-	1	0.13
C01-C02	Tongue	-	-	-	-	-	-	-	-	-	-	-	1	-	-	1	-	-	2	0.26
C03-C06	Mouth	-	-	-	-	-	-	-	-	1	-	-	1	1	1	-	1	-	5	0.66
C07-C08	Salivary Gland	-	-	-	-	-	-	-	-	-	-	-	-	-	-	-	-	-	-	-
C09	Tonsil	-	-	-	-	-	1	-	-	-	-	-	-	-	-	-	-	-	1	0.13
C10	Oth. Oropharynx	-	-	-	-	-	-	-	-	-	-	-	-	-	-	-	-	-	-	-
C11	Nasopharynx	-	-	-	1	-	1	-	-	-	1	-	-	1	-	-	3	-	7	0.92
C12-C13	Hypopharynx	-	-	-	-	-	-	-	-	-	-	-	-	-	1	-	-	-	1	0.13
C14	Pharynx Unspecified	-	-	-	-	-	-	-	1	1	-	1	1	1	-	1	1	-	7	0.92
C15	Oesophagus	-	-	-	-	-	-	-	1	1	-	3	3	1	1	3	1	-	14	1.85
C16	Stomach	-	-	-	-	-	1	3	1	5	7	8	24	13	17	18	15	-	112	14.78
C17	Small Intestine	-	-	-	-	-	-	-	-	-	-	-	-	-	-	-	-	-	-	-
C18	Colon	-	-	-	-	-	-	-	2	-	-	2	1	-	-	1	1	-	7	0.92
C19-C20	Rectum	-	-	-	-	-	-	1	-	-	1	3	2	-	2	4	4	-	17	2.24
C21	Anus & Anal Canal	-	-	-	-	-	-	-	-	-	-	-	-	-	-	-	-	-	-	-
C22	Liver	-	-	-	1	-	-	-	-	1	2	4	6	5	4	5	7	-	35	4.62
C23-C24	Gallbladder etc.	-	-	-	-	-	-	-	-	1	-	1	3	1	3	1	2	-	12	1.58
C25	Pancreas	-	-	-	-	-	-	-	-	-	-	2	1	1	1	1	2	-	8	1.06
C30-C31	Nose, Sinuses etc.	-	-	-	-	-	-	-	1	-	-	-	-	-	1	-	-	-	2	0.26
C32	Larynx	-	-	-	-	-	-	-	-	-	-	1	-	-	-	1	-	-	2	0.26
C33-C34	Lung etc.	-	-	-	-	-	1	-	-	3	4	18	21	29	30	27	28	-	161	21.24
C37-C38	Other Thoracic Organs	-	-	-	-	-	-	-	-	-	-	-	-	-	-	-	-	-	-	-
C40-C41	Bone	-	1	-	1	-	1	-	-	-	-	1	-	1	1	-	1	-	7	0.92
C43	Melanoma of Skin	-	-	-	-	-	-	-	-	-	-	-	-	-	-	-	-	-	-	-
C44	Other Skin	-	-	-	-	-	-	1	-	-	-	-	-	1	-	1	1	-	4	0.53
C45	Mesothelioma	-	-	-	-	-	-	-	-	-	-	-	-	-	-	-	-	-	-	-
C46	Kaposi Sarcoma	-	-	-	-	-	-	-	-	-	-	-	-	-	-	-	-	-	-	-
C47+C49	Conn. & Soft Tissue	-	-	-	-	-	1	1	-	-	1	-	-	2	2	-	-	-	7	0.92
C50	Breast	-	-	-	-	-	2	-	4	9	4	6	4	1	1	2	7	-	40	5.28
C51	Vulva	-	-	-	-	-	-	-	-	-	1	-	1	-	-	-	1	-	3	0.40
C52	Vagina	-	-	-	-	-	-	-	-	-	-	-	-	-	-	-	-	-	-	-
C53	Cervix Uteri	-	-	-	-	1	1	3	7	7	7	9	2	2	6	4	2	-	51	6.73
C54	Corpus Uteri	-	-	-	-	-	-	-	-	-	-	1	-	3	-	-	-	-	4	0.53
C55	Uterus Unspecified	-	-	-	-	-	-	-	-	-	1	1	1	-	1	-	1	-	5	0.66
C56	Ovary etc.	-	-	-	-	-	-	-	2	4	3	8	1	-	-	1	1	-	20	2.64
C57	Other Female Genital	-	-	-	-	-	-	-	-	1	-	-	-	-	1	-	-	-	2	0.26
C58	Placenta	-	-	-	-	-	-	-	-	-	-	-	-	-	-	-	-	-	-	-
C64	Kidney etc.	1	-	-	-	-	-	-	-	1	-	-	-	-	-	-	-	-	2	0.26
C65	Renal Pelvis	-	-	-	-	-	-	-	-	-	-	-	-	-	-	-	-	-	-	-
C66	Ureter	-	-	-	-	-	-	-	-	-	-	-	-	-	-	-	-	-	-	-
C67	Bladder	-	-	-	-	-	-	-	-	-	-	-	-	-	-	-	1	-	1	0.13
C68	Uns. Urinary Organs	-	-	-	-	-	-	-	-	-	-	-	-	-	-	-	-	-	-	-
C69	Eye	1	-	-	-	-	-	-	-	-	-	-	-	-	-	-	-	-	1	0.13
C70-C72	Brain, Nervous System	-	-	-	-	-	-	1	-	-	1	1	-	-	-	2	-	1	6	0.79
C73	Thyroid	-	-	-	-	-	-	-	1	-	-	-	1	-	1	2	-	-	5	0.66
C74	Adrenal Gland	-	-	-	-	-	-	-	-	-	-	-	-	-	-	-	-	-	-	-
C81	Hodgkins Disease	-	-	-	-	-	-	-	-	-	-	-	-	-	-	-	-	-	-	-
C82-85,C96	NHL	-	-	-	-	-	-	-	-	-	-	1	-	-	-	3	2	-	6	0.79
C88	Malig Imn.Prol D	-	-	-	-	-	-	-	-	-	-	-	-	-	-	-	-	-	-	-
C90	Multiple Myeloma	-	-	-	-	-	-	-	-	-	-	-	-	-	-	-	-	-	-	-
C91	Lymphoid Leuk.	2	1	-	-	-	-	-	1	-	-	-	-	-	-	-	-	-	4	0.53
C92-C94	Myeloid Leukaemia	1	1	2	-	-	1	-	2	1	-	2	1	-	1	1	1	-	14	1.85
C95	Leukaemia Uns	2	1	-	-	1	1	-	-	1	1	-	-	-	-	-	-	-	7	0.92
O&U*	Other and Uns	1	-	1	-	1	1	2	6	13	22	19	13	21	20	15	39	1	175	23.09
	All Sites	8	4	3	3	3	12	12	30	50	56	92	88	84	95	94	122	2	758	100.00

TABLE MIZ-8(a):
Average Annual Age Specific, Crude (CR), Age Adjusted (AAR) (with Standard Error (SE)) and
Truncated (35-64 Yrs) (TR) Mortality Rate per 100,000 population: 2006-2008 - Males
Mizoram State (All Districts)

ICD-10	0-4	5-9	10-14	15-19	20-24	25-29	30-34	35-39	40-44	45-49	50-54	55-59	60-64	65-69	70-74	>75	CR	AAR	SE	TR	
C00	-	-	-	-	-	-	-	-	-	-	-	-	-	-	-	-	-	-	-	-	
C01-C02	-	-	-	-	-	-	-	0.9	4.3	5.7	3.2	10.4	-	4.1	-	10.1	1.1	1.6	0.37	4.0	
C03-C06	-	-	-	-	-	-	-	-	1.1	2.8	4.8	7.8	3.5	-	5.2	15.1	0.9	1.3	0.36	3.0	
C07-C08	-	-	-	-	-	-	-	-	-	-	-	-	3.5	-	-	-	0.1	0.1	0.14	0.4	
C09	-	-	-	-	-	-	-	-	-	1.4	1.6	-	3.5	-	-	-	0.2	0.3	0.18	1.0	
C10	-	-	-	-	-	-	-	-	1.1	2.8	1.6	5.2	-	-	-	-	0.4	0.5	0.22	1.7	
C11	-	-	-	-	-	-	-	-	3.3	4.3	1.6	5.2	6.9	-	15.6	5.0	0.9	1.4	0.38	3.3	
C12-C13	-	-	-	-	-	-	-	-	7.6	8.5	9.6	7.8	17.3	8.3	10.4	25.2	2.2	3.4	0.59	7.9	
C14	-	-	-	-	-	-	-	0.9	5.4	2.8	6.4	10.4	3.5	-	10.4	10.1	1.3	1.8	0.41	4.6	
C15	-	-	-	-	-	0.7	-	0.9	16.3	28.4	36.9	72.7	45.0	29.0	46.8	35.3	7.7	11.9	1.09	29.9	
C16	-	1.1	-	-	-	-	0.9	4.3	18.5	22.7	38.5	62.3	100.3	136.7	166.4	216.6	14.0	23.1	1.57	36.0	
C17	-	-	-	-	-	-	-	-	-	1.4	-	-	-	8.3	-	-	0.2	0.3	0.20	0.3	
C18	-	-	-	-	-	-	-	-	-	-	1.6	2.6	-	4.1	5.2	5.0	0.3	0.5	0.23	0.6	
C19-C20	-	-	-	-	-	-	1.8	0.9	-	1.4	-	7.8	6.9	8.3	5.2	15.1	0.9	1.5	0.40	2.3	
C21	-	-	-	-	-	-	-	-	-	-	-	-	-	-	-	-	-	-	-	-	
C22	-	-	-	-	0.6	-	6.4	2.6	5.4	11.3	1.6	10.4	10.4	12.4	20.8	20.1	2.7	3.7	0.59	6.7	
C23-C24	-	-	-	-	-	-	-	0.9	1.1	-	-	2.6	6.9	-	10.4	-	0.4	0.7	0.28	1.6	
C25	-	-	-	-	-	-	-	-	-	1.4	1.6	-	6.9	4.1	5.2	5.0	0.4	0.8	0.30	1.4	
C30-C31	0.6	-	-	-	-	-	-	-	-	-	1.6	-	-	-	-	-	0.1	0.2	0.11	0.3	
C32	-	-	-	-	-	-	-	0.9	3.3	5.7	1.6	5.2	3.5	4.1	-	15.1	1.0	1.4	0.37	3.3	
C33-C34	-	0.6	-	-	-	0.7	1.8	1.7	5.4	9.9	25.7	72.7	72.7	91.1	140.4	151.1	10.1	16.9	1.35	26.2	
C37-C38	-	-	-	-	-	-	-	-	-	-	-	2.6	-	-	-	-	0.1	0.1	0.10	0.3	
C40-C41	-	-	-	0.6	-	-	-	-	1.1	-	-	2.6	6.9	-	-	5.0	0.4	0.6	0.26	1.4	
C43	-	-	-	-	-	-	-	-	-	-	-	-	-	-	5.2	-	0.1	0.1	0.10	-	
C44	-	-	-	-	0.6	-	-	0.9	-	-	-	-	-	-	4.1	-	10.1	0.3	0.4	0.20	0.2
C45	-	-	-	-	-	-	-	-	-	-	-	-	-	-	-	-	-	-	-	-	
C46	-	-	-	-	-	-	-	-	-	-	-	-	-	-	-	-	-	-	-	-	
C47+C49	-	-	-	0.6	-	-	1.8	-	1.1	-	-	-	-	-	20.8	10.1	0.6	0.8	0.28	0.2	
C50	-	-	-	-	-	-	-	-	-	-	-	-	-	-	-	-	-	-	-	-	
C60	-	-	-	-	-	-	-	-	-	-	1.6	-	-	-	5.2	-	0.1	0.2	0.13	0.3	
C61	-	-	-	-	-	-	-	-	-	-	-	-	-	4.1	10.4	25.2	0.5	0.8	0.30	-	
C62	-	-	-	-	-	-	-	-	-	-	-	-	-	-	-	-	-	-	-	-	
C63	-	-	-	-	-	-	-	-	-	-	-	-	-	-	-	-	-	-	-	-	
C64	1.2	-	-	-	-	-	-	-	-	-	-	-	3.5	-	-	5.0	0.2	0.4	0.20	0.4	
C65	-	-	-	-	-	-	-	-	-	-	-	-	-	-	-	-	-	-	-	-	
C66	-	-	-	-	-	-	-	-	-	-	-	-	-	-	-	-	-	-	-	-	
C67	-	-	-	-	-	-	-	-	-	-	-	5.2	-	-	5.2	10.1	0.3	0.5	0.23	0.7	
C68	-	-	-	-	-	-	-	-	-	-	-	-	-	-	-	-	-	-	-	-	
C69	-	-	-	-	-	-	-	-	-	-	-	-	-	-	5.2	-	0.1	0.1	0.10	-	
C70-C72	-	-	-	-	0.6	0.7	-	0.9	2.2	1.4	-	2.6	3.5	8.3	-	-	0.6	0.9	0.29	1.6	
C73	-	-	-	-	-	-	-	-	-	1.4	-	2.6	-	4.1	-	-	0.2	0.3	0.18	0.6	
C74	-	-	0.5	-	-	-	-	-	-	-	-	-	-	-	-	-	0.1	-	0.05	-	
C81	-	-	-	-	-	-	-	-	-	-	-	-	-	-	-	-	-	-	-	-	
C82-85,C96	-	-	-	-	0.6	-	-	-	2.2	-	-	2.6	-	-	-	5.0	0.3	0.4	0.18	0.8	
C88	-	-	-	-	-	-	-	-	-	-	-	-	-	-	-	-	-	-	-	-	
C90	-	-	-	-	-	-	-	-	-	-	-	-	-	-	-	5.0	0.1	0.1	0.10	-	
C91	-	-	0.5	0.6	-	-	-	-	-	-	-	-	-	-	-	-	0.1	0.1	0.07	-	
C92-C94	-	0.6	-	1.1	-	1.4	-	0.9	3.3	2.8	1.6	7.8	3.5	4.1	-	-	1.1	1.3	0.34	3.1	
C95	0.6	0.6	1.0	0.6	0.6	0.7	0.9	0.9	2.2	1.4	-	-	6.9	-	-	5.0	0.9	1.1	0.30	1.8	
O&U *	1.8	-	0.5	1.1	-	1.4	0.9	5.2	18.5	27.0	40.1	67.5	83.0	103.6	135.2	251.8	14.2	22.4	1.53	35.7	
All	4.3	2.8	2.6	4.5	2.9	5.6	14.5	22.5	103.1	144.7	181.2	376.6	397.9	439.2	629.3	861.3	65.1	102.3	3.24	181.5	

TABLE MIZ-8(b):
Average Annual Age Specific, Crude (CR), Age Adjusted (AAR) (with Standard Error (SE)) and
Truncated (35-64 yrs) (TR) Mortality Rate per 100,000 population: 2006-2008 - Females
Mizoram State (All Districts)

ICD-10	0-4	5-9	10-14	15-19	20-24	25-29	30-34	35-39	40-44	45-49	50-54	55-59	60-64	65-69	70-74	>75	CR	AAR	SE	TR	
C00	-	-	-	-	-	-	-	1.0	-	-	-	-	-	-	-	-	0.1	0.1	0.06	0.2	
C01-C02	-	-	-	-	-	-	-	-	-	-	-	3.0	-	-	5.5	-	0.1	0.2	0.16	0.4	
C03-C06	-	-	-	-	-	-	-	-	1.2	-	-	3.0	3.6	4.3	-	4.6	0.3	0.6	0.25	1.1	
C07-C08	-	-	-	-	-	-	-	-	-	-	-	-	-	-	-	-	-	-	-	-	
C09	-	-	-	-	-	0.8	-	-	-	-	-	-	-	-	-	-	0.1	0.1	0.06	-	
C10	-	-	-	-	-	-	-	-	-	-	-	-	-	-	-	-	-	-	-	-	
C11	-	-	-	0.6	-	0.8	-	-	-	1.5	-	-	3.6	-	-	13.9	0.5	0.6	0.25	0.8	
C12-C13	-	-	-	-	-	-	-	-	-	-	-	-	-	4.3	-	-	0.1	0.1	0.13	-	
C14	-	-	-	-	-	-	-	1.0	1.2	-	1.9	3.0	3.6	-	5.5	4.6	0.5	0.7	0.27	1.6	
C15	-	-	-	-	-	-	-	1.0	1.2	-	5.6	8.9	3.6	4.3	16.4	4.6	0.9	1.5	0.40	2.9	
C16	-	-	-	-	-	0.8	3.1	1.0	5.8	10.8	14.9	71.5	46.3	73.2	98.6	69.5	7.4	12.3	1.18	21.0	
C17	-	-	-	-	-	-	-	-	-	-	-	-	-	-	-	-	-	-	-	-	
C18	-	-	-	-	-	-	-	1.9	-	-	3.7	3.0	-	-	5.5	4.6	0.5	0.6	0.24	1.4	
C19-C20	-	-	-	-	-	-	1.0	-	-	1.5	5.6	6.0	-	8.6	21.9	18.5	1.1	1.7	0.43	2.0	
C21	-	-	-	-	-	-	-	-	-	-	-	-	-	-	-	-	-	-	-	-	
C22	-	-	-	0.6	-	-	-	-	-	1.2	3.1	7.4	17.9	17.8	17.2	27.4	32.4	2.3	3.8	0.66	6.6
C23-C24	-	-	-	-	-	-	-	-	1.2	-	1.9	8.9	3.6	12.9	5.5	9.3	0.8	1.3	0.39	2.1	
C25	-	-	-	-	-	-	-	-	-	-	3.7	3.0	3.6	4.3	5.5	9.3	0.5	0.9	0.31	1.4	
C30-C31	-	-	-	-	-	-	-	1.0	-	-	-	-	-	4.3	-	-	0.1	0.2	0.14	0.2	
C32	-	-	-	-	-	-	-	-	-	-	1.9	-	-	-	5.5	-	0.1	0.2	0.14	0.3	
C33-C34	-	-	-	-	-	0.8	-	-	3.5	6.2	33.5	62.5	103.2	129.1	147.8	129.7	10.6	18.4	1.47	28.7	
C37-C38	-	-	-	-	-	-	-	-	-	-	-	-	-	-	-	-	-	-	-	-	
C40-C41	-	0.6	-	0.6	-	0.8	-	-	-	-	1.9	-	3.6	4.3	-	4.6	0.5	0.6	0.25	0.8	
C43	-	-	-	-	-	-	-	-	-	-	-	-	-	-	-	-	-	-	-	-	
C44	-	-	-	-	-	-	1.0	-	-	-	-	-	3.6	-	5.5	4.6	0.3	0.4	0.21	0.5	
C45	-	-	-	-	-	-	-	-	-	-	-	-	-	-	-	-	-	-	-	-	
C46	-	-	-	-	-	-	-	-	-	-	-	-	-	-	-	-	-	-	-	-	
C47+C49	-	-	-	-	-	0.8	1.0	-	-	1.5	-	-	7.1	8.6	-	-	0.5	0.8	0.30	1.2	
C50	-	-	-	-	-	1.5	-	3.8	10.4	6.2	11.2	11.9	3.6	4.3	11.0	32.4	2.6	3.5	0.57	7.7	
C51	-	-	-	-	-	-	-	-	-	1.5	-	3.0	-	-	-	4.6	0.2	0.3	0.18	0.7	
C52	-	-	-	-	-	-	-	-	-	-	-	-	-	-	-	-	-	-	-	-	
C53	-	-	-	-	0.6	0.8	3.1	6.7	8.1	10.8	16.8	6.0	7.1	25.8	21.9	9.3	3.4	4.6	0.67	9.3	
C54	-	-	-	-	-	-	-	-	-	-	1.9	-	10.7	-	-	-	0.3	0.5	0.26	1.7	
C55	-	-	-	-	-	-	-	-	-	1.5	1.9	3.0	-	4.3	-	4.6	0.3	0.5	0.24	1.0	
C56	-	-	-	-	-	-	-	1.9	4.6	4.6	14.9	3.0	-	-	5.5	4.6	1.3	1.7	0.39	4.9	
C57	-	-	-	-	-	-	-	-	1.2	-	-	-	-	4.3	-	-	0.1	0.2	0.15	0.2	
C58	-	-	-	-	-	-	-	-	-	-	-	-	-	-	-	-	-	-	-	-	
C64	0.6	-	-	-	-	-	-	-	1.2	-	-	-	-	-	-	-	0.1	0.1	0.10	0.2	
C65	-	-	-	-	-	-	-	-	-	-	-	-	-	-	-	-	-	-	-	-	
C66	-	-	-	-	-	-	-	-	-	-	-	-	-	-	-	-	-	-	-	-	
C67	-	-	-	-	-	-	-	-	-	-	-	-	-	-	-	4.6	0.1	0.1	0.09	-	
C68	-	-	-	-	-	-	-	-	-	-	-	-	-	-	-	-	-	-	-	-	
C69	0.6	-	-	-	-	-	-	-	-	-	-	-	-	-	-	-	0.1	0.1	0.08	-	
C70-C72	-	-	-	-	-	-	1.0	-	-	1.5	1.9	-	-	-	11.0	-	0.4	0.5	0.21	0.6	
C73	-	-	-	-	-	-	-	1.0	-	-	-	3.0	-	4.3	11.0	-	0.3	0.5	0.24	0.6	
C74	-	-	-	-	-	-	-	-	-	-	-	-	-	-	-	-	-	-	-	-	
C81	-	-	-	-	-	-	-	-	-	-	-	-	-	-	-	-	-	-	-	-	
C82-85,C96	-	-	-	-	-	-	-	-	-	-	1.9	-	-	-	16.4	9.3	0.4	0.6	0.25	0.3	
C88	-	-	-	-	-	-	-	-	-	-	-	-	-	-	-	-	-	-	-	-	
C90	-	-	-	-	-	-	-	-	-	-	-	-	-	-	-	-	-	-	-	-	
C91	1.3	0.6	-	-	-	-	-	1.0	-	-	-	-	-	-	-	-	0.3	0.3	0.13	0.2	
C92-C94	0.6	0.6	1.1	-	-	0.8	-	1.9	1.2	-	3.7	3.0	-	4.3	5.5	4.6	0.9	1.1	0.31	1.6	
C95	1.3	0.6	-	-	0.6	0.8	-	-	1.2	1.5	-	-	-	-	-	-	0.5	0.5	0.18	0.5	
O&U *	0.6	-	0.5	-	0.6	0.8	2.1	5.7	15.0	34.0	35.4	38.7	74.7	86.1	82.1	180.6	11.5	17.8	1.38	30.9	
All	5.0	2.3	1.6	1.7	1.7	9.2	12.3	28.7	57.7	86.5	171.3	262.0	298.9	408.9	514.7	565.1	49.8	78.2	2.91	133.5	

TABLE MIZ-9(a): Cumulative Rate (Cu.Rate%) & Cumulative Risk (Cu.Risk) of individual sites (ICD-10) based on age specific rates (from 0-64 years and from 0-74 years) : 2006-2008 - Males Mizoram State (All Districts)

ICD-10	Site	0 - 64 Years		0 - 74 Years	
		Cu. Rate %	Cu. Risk	Cu. Rate%	Cu. Risk
C00	Lip	0.02	0.02	0.02	0.02
C01-C02	Tongue	0.22	0.22	0.27	0.27
C03-C06	Mouth	0.16	0.16	0.26	0.26
C07-C08	Salivary Gland	0.02	0.02	0.02	0.02
C09	Tonsil	0.11	0.11	0.16	0.16
C10	Oth. Oropharynx	0.12	0.12	0.19	0.19
C11	Nasopharynx	0.34	0.34	0.54	0.54
C12-C13	Hypopharynx	0.79	0.78	0.92	0.93
C14	Pharynx Unspecified	0.14	0.14	0.19	0.19
C15	Oesophagus	1.72	1.70	2.31	2.34
C16	Stomach	2.57	2.53	5.15	5.29
C17	Small Intestine	0.01	0.01	0.05	0.05
C18	Colon	0.11	0.11	0.20	0.20
C19-C20	Rectum	0.27	0.27	0.48	0.48
C21	Anus & Anal Canal	0.00	0.00	0.00	0.00
C22	Liver	0.41	0.41	0.73	0.73
C23-C24	Gallbladder etc.	0.09	0.09	0.13	0.13
C25	Pancreas	0.05	0.05	0.15	0.15
C30-C31	Nose, Sinuses etc.	0.02	0.02	0.04	0.04
C32	Larynx	0.28	0.28	0.43	0.43
C33-C34	Lung etc.	1.31	1.31	3.03	3.07
C37-C38	Other Thoracic Organs	0.00	0.00	0.00	0.00
C40-C41	Bone	0.06	0.06	0.06	0.06
C43	Melanoma of Skin	0.00	0.00	0.00	0.00
C44	Other Skin	0.05	0.05	0.09	0.09
C45	Mesothelioma	0.00	0.00	0.00	0.00
C46	Kaposi Sarcoma	0.00	0.00	0.00	0.00
C47 + C49	Conn. & Soft Tissue	0.07	0.07	0.12	0.12
C50	Breast	0.02	0.02	0.06	0.06
C60	Penis	0.07	0.07	0.11	0.11
C61	Prostate	0.01	0.01	0.23	0.23
C62	Testis	0.03	0.03	0.03	0.03
C63	Other Male Genital	0.00	0.00	0.00	0.00
C64	Kidney, etc.	0.02	0.02	0.02	0.02
C65	Renal Pelvis	0.00	0.00	0.00	0.00
C66	Ureter	0.00	0.00	0.00	0.00
C67	Bladder	0.06	0.06	0.14	0.14
C68	Uns.Urinary Organs	0.00	0.00	0.00	0.00
C69	Eye	0.03	0.03	0.03	0.03
C70-C72	Brain, Nervous System	0.06	0.06	0.13	0.13
C73	Thyroid	0.07	0.07	0.14	0.14
C74	Adrenal Gland	0.00	0.00	0.00	0.00
C81	Hodgkins Disease	0.01	0.01	0.01	0.01
C82-85,C96	NHL	0.11	0.11	0.17	0.17
C88	Malig Imn.Prol D	0.00	0.00	0.00	0.00
C90	Multiple Myeloma	0.00	0.00	0.00	0.00
C91	Lymphoid Leuk.	0.05	0.04	0.04	0.05
C92-C94	Myeloid Leukaemia	0.23	0.23	0.28	0.28
C95	Leukaemia Uns	0.09	0.09	0.09	0.09
O&U *	Other and Uns	1.65	1.63	2.89	2.93
	All Sites	11.43	10.80	20.19	18.28

TABLE MIZ-9(b): Cumulative Rate (Cu.Rate%) & Cumulative Risk (Cu.Risk) of individual sites (ICD-10) based on age specific rates (from 0-64 years and from 0-74 years) : 2006-2008 - Females Mizoram State (All Districts)

ICD-10	Site	0 - 64 Years		0 - 74 Years	
		Cu. Rate %	Cu. Risk	Cu. Rate%	Cu. Risk
C00	Lip	0.03	0.03	0.03	0.03
C01-C02	Tongue	0.03	0.03	0.09	0.09
C03-C06	Mouth	0.07	0.07	0.09	0.09
C07-C08	Salivary Gland	0.00	0.00	0.05	0.05
C09	Tonsil	0.02	0.02	0.07	0.07
C10	Oth. Oropharynx	0.06	0.06	0.08	0.08
C11	Nasopharynx	0.22	0.22	0.32	0.32
C12-C13	Hypopharynx	0.05	0.05	0.05	0.05
C14	Pharynx Unspecified	0.05	0.05	0.10	0.10
C15	Oesophagus	0.19	0.19	0.32	0.32
C16	Stomach	1.26	1.25	2.68	2.72
C17	Small Intestine	0.00	0.00	0.03	0.03
C18	Colon	0.13	0.13	0.20	0.20
C19-C20	Rectum	0.22	0.21	0.53	0.53
C21	Anus & Anal Canal	0.01	0.01	0.04	0.04
C22	Liver	0.38	0.38	0.67	0.68
C23-C24	Gallbladder etc.	0.20	0.20	0.33	0.33
C25	Pancreas	0.15	0.15	0.22	0.22
C30-C31	Nose, Sinuses etc.	0.03	0.03	0.07	0.07
C32	Larynx	0.03	0.03	0.11	0.11
C33-C34	Lung etc.	1.61	1.60	3.27	3.33
C37-C38	Other Thoracic Organs	0.00	0.00	0.00	0.00
C40-C41	Bone	0.04	0.04	0.08	0.08
C43	Melanoma of Skin	0.00	0.00	0.00	0.00
C44	Other Skin	0.15	0.15	0.28	0.28
C45	Mesothelioma	0.00	0.00	0.00	0.00
C46	Kaposi Sarcoma	0.00	0.00	0.00	0.00
C47+C49	Conn. & Soft Tissue	0.06	0.06	0.08	0.08
C50	Breast	1.20	1.19	1.65	1.67
C51	Vulva	0.08	0.08	0.08	0.08
C52	Vagina	0.02	0.02	0.02	0.02
C53	Cervix Uteri	1.47	1.46	1.79	1.80
C54	Corpus Uteri	0.16	0.16	0.18	0.18
C55	Uterus Unspecified	0.04	0.04	0.06	0.06
C56	Ovary etc.	0.23	0.23	0.30	0.30
C57	Other Female Genital	0.01	0.01	0.03	0.03
C58	Placenta	0.04	0.04	0.04	0.04
C64	Kidney etc.	0.02	0.02	0.02	0.02
C65	Renal Pelvis	0.00	0.00	0.00	0.00
C66	Ureter	0.00	0.00	0.00	0.00
C67	Bladder	0.06	0.06	0.15	0.15
C68	Uns.Urinary Organs	0.00	0.00	0.00	0.00
C69	Eye	0.01	0.01	0.04	0.04
C70-C72	Brain, Nervous System	0.02	0.02	0.09	0.09
C73	Thyroid	0.22	0.22	0.30	0.30
C74	Adrenal Gland	0.00	0.00	0.00	0.00
C81	Hodgkins Disease	0.00	0.00	0.00	0.00
C82-85,C96	NHL	0.05	0.05	0.16	0.16
C88	Malign.Imm.Prol D	0.00	0.00	0.00	0.00
C90	Multiple Myeloma	0.02	0.02	0.02	0.02
C91	Lymphoid Leuk.	0.03	0.03	0.03	0.03
C92-C94	Myeloid Leukaemia	0.09	0.09	0.14	0.14
C95	Leukaemia Uns	0.06	0.06	0.06	0.06
O&U *	Other and Uns	1.40	1.39	2.63	2.66
	All Sites	10.22	9.71	17.74	16.26

Figure AIZ-1
Population Pyramid showing Age Distribution: 2006-2008
Aizawl District

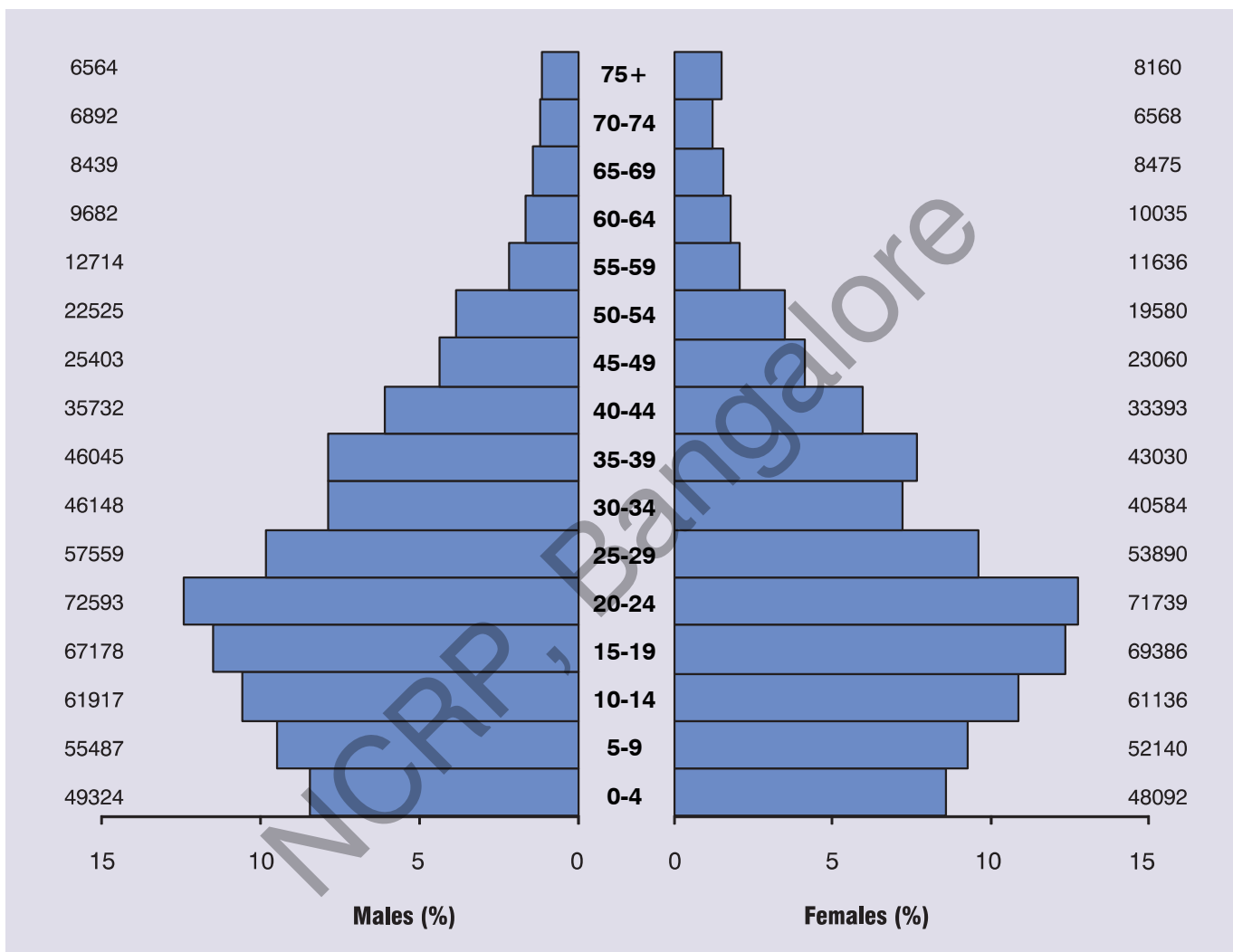


TABLE AIZ-1
Population by Five Year Age Group and Gender: 2006-2008
Number and Relative Proportion (%)
Aizawl District

Age Group	Males		Females	
	Number	%	Number	%
0-4	49324	8.4	48092	8.6
5-9	55487	9.5	52140	9.3
10-14	61917	10.6	61136	10.9
15-19	67178	11.5	69386	12.4
20-24	72593	12.4	71739	12.8
25-29	57559	9.9	53890	9.6
30-34	46148	7.9	40584	7.2
35-39	46045	7.9	43030	7.7
40-44	35732	6.1	33393	6.0
45-49	25403	4.3	23060	4.1
50-54	22525	3.9	19580	3.5
55-59	12714	2.2	11636	2.1
60-64	9682	1.7	10035	1.8
65-69	8439	1.4	8475	1.5
70-74	6892	1.2	6568	1.2
75+	6564	1.1	8160	1.5
Total	584205	100.0	560904	100.0

**TABLE AIZ-3 (a): Number of Incident Cancers by Five Year Age Group and Site (ICD-10):
2006-2008 – Males**

%= Relative Proportion of Cancers of All Sites.

Aizawl District

ICD-10	Site	0-4	5-9	10-14	15-19	20-24	25-29	30-34	35-39	40-44	45-49	50-54	55-59	60-64	65-69	70-74	75+	Unkn	Total	%
C00	Lip	-	-	-	-	-	-	-	-	-	-	-	-	-	-	-	-	-	-	-
C01-C02	Tongue	-	-	-	-	-	-	-	2	5	6	3	2	-	1	-	2	-	21	2.30
C03-C06	Mouth	-	-	-	-	-	-	2	-	-	3	-	3	-	-	3	1	-	12	1.31
C07-C08	Salivary Gland	-	-	-	-	-	-	-	-	-	-	-	-	1	-	-	-	-	1	0.11
C09	Tonsil	-	-	-	-	-	-	1	-	3	1	3	1	2	1	1	-	-	13	1.42
C10	Oth. Oropharynx	-	-	-	-	-	-	-	-	1	2	1	1	-	1	1	-	-	7	0.77
C11	Nasopharynx	1	-	-	-	-	-	-	2	3	2	3	3	3	2	-	3	-	22	2.41
C12-C13	Hypopharynx	-	-	-	-	-	-	1	-	13	12	9	3	7	2	3	4	-	54	5.91
C14	Pharynx Unspecified	-	-	-	-	-	-	1	2	2	1	1	3	1	1	-	2	-	14	1.53
C15	Oesophagus	-	-	-	-	-	1	-	2	17	28	28	24	8	7	7	9	-	131	14.33
C16	Stomach	-	-	-	-	1	-	-	7	10	19	24	14	27	29	27	30	-	188	20.57
C17	Small Intestine	-	-	-	-	-	-	-	-	-	-	-	-	-	-	-	-	-	-	-
C18	Colon	-	-	-	-	-	-	-	-	1	-	-	1	2	3	-	1	-	8	0.88
C19-C20	Rectum	-	-	-	-	-	1	-	2	-	3	4	1	4	2	3	5	-	25	2.74
C21	Anus & Anal Canal	-	-	-	-	-	-	-	-	-	-	-	-	-	-	-	-	-	-	-
C22	Liver	-	-	-	-	-	-	3	2	3	3	4	1	2	3	1	3	-	25	2.74
C23-C24	Gallbladder etc.	-	-	-	-	-	-	-	-	2	-	-	2	-	1	-	-	-	5	0.55
C25	Pancreas	-	-	-	-	-	-	-	-	-	-	-	-	1	2	2	-	-	5	0.55
C30-C31	Nose, Sinuses etc.	1	-	-	-	-	-	-	-	-	-	1	-	-	-	-	-	-	2	0.22
C32	Larynx	-	-	-	-	-	-	2	-	4	5	3	2	3	4	2	3	-	28	3.06
C33-C34	Lung etc.	-	-	-	-	-	-	1	2	4	7	12	13	20	11	21	27	-	118	12.91
C37-C38	Other Thoracic Organs	-	-	-	-	-	-	-	-	-	-	-	-	-	-	-	-	-	-	-
C40-C41	Bone	-	1	-	1	1	-	-	-	1	-	-	1	-	-	-	2	-	7	0.77
C43	Melanoma of Skin	-	-	-	-	-	-	-	-	-	-	-	-	-	-	-	-	-	-	-
C44	Other Skin	-	-	-	-	-	-	-	-	1	1	-	1	-	-	-	4	-	7	0.77
C45	Mesothelioma	-	-	-	-	-	-	-	-	-	-	-	-	-	-	-	-	-	-	-
C46	Kaposi Sarcoma	-	-	-	-	-	-	-	-	-	-	-	-	-	-	-	-	-	-	-
C47+C49	Conn. & Soft Tissue	1	-	-	1	-	-	2	1	1	-	1	-	-	-	1	3	-	11	1.20
C50	Breast	-	-	-	-	-	-	-	-	-	-	-	-	1	2	-	-	-	3	0.33
C60	Penis	-	-	-	-	-	-	-	-	-	-	2	-	-	-	-	2	-	4	0.44
C61	Prostate	-	-	-	-	-	-	-	-	1	-	-	-	-	1	4	5	-	11	1.20
C62	Testis	-	-	-	-	-	-	1	-	-	-	-	1	-	-	-	-	-	2	0.22
C63	Other Male Genital	-	-	-	-	-	-	-	-	-	-	-	-	-	-	-	-	-	-	-
C64	Kidney etc.	-	-	-	-	-	-	-	-	-	-	1	-	-	-	-	-	1	2	0.22
C65	Renal Pelvis	-	-	-	-	-	-	-	-	-	-	-	-	-	-	-	-	-	-	-
C66	Ureter	-	-	-	-	-	-	-	-	-	-	-	-	-	-	-	-	-	-	-
C67	Bladder	-	-	-	-	-	-	-	1	-	2	-	1	-	1	1	3	-	9	0.98
C68	Uns. Urinary Organs	-	-	-	-	-	-	-	-	-	-	-	-	-	-	-	-	-	-	-
C69	Eye	2	-	-	-	-	-	-	-	-	-	-	1	-	-	-	-	-	3	0.33
C70-C72	Brain, Nervous System	-	3	-	-	1	-	-	1	-	-	1	-	-	2	-	-	-	8	0.88
C73	Thyroid	-	-	-	-	1	1	-	-	-	1	1	-	1	1	1	-	-	7	0.77
C74	Adrenal Gland	-	-	1	-	-	-	-	-	-	-	-	-	-	-	-	-	-	1	0.11
C81	Hodgkins Disease	-	-	-	-	-	-	-	-	1	-	-	-	-	-	-	-	-	1	0.11
C82-85,C96	NHL	-	1	-	-	1	-	1	-	1	2	1	1	1	1	-	-	-	10	1.09
C88	Malig Imn.Prol D	-	-	-	-	-	-	-	-	-	-	-	-	-	-	-	-	-	-	-
C90	Multiple Myeloma	-	-	-	-	-	-	-	-	-	-	-	-	-	-	-	-	-	-	-
C91	Lymphoid Leuk.	1	1	1	1	-	-	-	-	-	-	-	1	-	-	-	-	-	5	0.55
C92-C94	Myeloid Leukaemia	2	-	-	4	3	2	2	3	-	1	2	3	1	1	1	2	-	27	2.95
C95	Leukaemia Uns	-	-	-	-	1	1	-	-	1	-	-	-	2	-	-	1	-	6	0.66
O&U *	Other and Uns	1	-	-	-	-	-	1	6	6	14	18	16	5	14	8	22	-	111	12.14
	All Sites	9	6	2	7	9	6	18	33	81	113	123	100	92	93	87	134	1	914	100.0

* O&U includes the Sites (ICD-10: C26, C39, C48, C75, C76, C77, C78, C79, C80, C97)

**TABLE AIZ-3 (b): Number of Incident Cancers by Five Year Age Group and Site (ICD-10):
2006-2008 – Females**

%= Relative Proportion of Cancers of All Sites.

Aizawl District

ICD-10	Site	0-4	5-9	10-14	15-19	20-24	25-29	30-34	35-39	40-44	45-49	50-54	55-59	60-64	65-69	70-74	75+	Unkn	Total	%
C00	Lip	-	-	-	-	-	-	1	-	-	-	-	-	-	-	-	-	-	1	0.13
C01-C02	Tongue	-	-	-	-	-	-	-	-	-	-	-	-	-	-	1	-	-	1	0.13
C03-C06	Mouth	-	-	-	-	-	-	1	-	2	-	1	-	-	-	-	1	-	5	0.64
C07-C08	Salivary Gland	-	-	-	-	-	-	-	-	-	-	-	-	-	1	-	-	-	1	0.13
C09	Tonsil	-	-	-	-	-	-	1	-	-	-	-	-	-	-	1	1	-	3	0.39
C10	Oth. Oropharynx	-	-	-	-	-	-	-	-	-	-	2	-	1	-	-	-	-	3	0.39
C11	Nasopharynx	-	-	-	1	-	-	-	1	2	-	-	2	5	2	-	1	-	14	1.80
C12-C13	Hypopharynx	-	-	-	-	-	-	-	1	-	1	1	-	-	-	-	1	-	4	0.51
C14	Pharynx Unspecified	-	-	-	-	-	-	-	-	-	-	-	-	1	-	-	-	-	1	0.13
C15	Oesophagus	-	-	-	-	-	-	-	1	1	3	7	1	-	1	1	4	-	19	2.44
C16	Stomach	-	-	-	-	-	2	1	4	3	9	6	13	4	10	17	17	-	86	11.05
C17	Small Intestine	-	-	-	-	-	-	-	-	-	-	-	-	-	-	1	1	-	2	0.26
C18	Colon	-	-	-	-	-	1	-	-	-	1	2	2	1	-	2	2	-	11	1.41
C19-C20	Rectum	-	-	-	-	-	-	1	1	-	-	-	3	4	5	4	2	-	20	2.57
C21	Anus & Anal Canal	-	-	-	-	-	-	-	-	-	-	-	1	-	-	1	-	-	2	0.26
C22	Liver	1	-	-	1	-	-	1	-	3	-	2	4	3	2	4	8	-	29	3.73
C23-C24	Gallbladder etc.	-	-	-	-	-	-	-	-	2	1	2	1	3	3	-	3	-	15	1.93
C25	Pancreas	-	-	-	-	1	-	-	2	2	1	-	3	1	2	1	5	-	18	2.31
C30-C31	Nose, Sinuses etc.	-	-	-	-	-	-	-	-	-	-	-	-	1	2	-	-	-	3	0.39
C32	Larynx	-	-	-	-	-	-	-	1	-	1	1	-	-	-	3	1	-	7	0.90
C33-C34	Lung etc.	-	-	-	-	-	-	-	-	-	4	17	18	14	20	25	28	-	126	16.20
C37-C38	Other Thoracic Organs	-	-	-	-	-	-	-	-	-	-	-	-	-	-	-	-	-	-	-
C40-C41	Bone	-	1	-	-	-	1	-	-	-	-	-	-	-	-	1	-	1	4	0.51
C43	Melanoma of Skin	-	-	-	-	-	-	-	-	-	-	-	-	-	-	-	-	-	-	-
C44	Other Skin	-	-	-	-	-	-	-	-	1	-	-	3	1	1	1	1	1	9	1.16
C45	Mesothelioma	-	-	-	-	-	-	-	-	-	-	-	-	-	-	-	-	-	-	-
C46	Kaposi Sarcoma	-	-	-	-	-	-	-	-	-	-	-	-	-	-	-	-	-	-	-
C47+C49	Conn. & Soft Tissue	-	-	-	1	1	-	-	-	-	-	-	1	-	-	-	1	-	4	0.51
C50	Breast	-	-	-	2	-	-	4	11	12	17	15	11	5	5	5	6	-	93	11.95
C51	Vulva	-	-	-	-	-	-	-	1	-	-	1	2	-	-	-	1	-	5	0.64
C52	Vagina	-	-	-	-	-	-	-	-	1	-	1	-	-	-	-	-	-	2	0.26
C53	Cervix Uteri	-	-	-	-	1	1	11	17	23	17	12	6	5	4	2	2	-	101	12.98
C54	Corpus Uteri	-	-	-	-	-	1	-	-	3	1	2	-	-	1	-	-	-	8	1.03
C55	Uterus Unspecified	-	-	-	-	-	-	-	-	-	-	1	1	-	-	-	1	-	3	0.39
C56	Ovary etc.	-	-	-	1	1	-	2	3	3	2	3	1	1	-	1	1	-	19	2.44
C57	Other Female Genital	-	-	-	-	-	-	-	-	1	-	-	-	-	1	-	-	-	2	0.26
C58	Placenta	-	-	-	-	3	-	-	-	-	-	-	-	-	-	-	-	-	3	0.39
C64	Kidney etc.	1	-	-	-	-	-	-	-	-	-	1	-	-	-	-	-	-	2	0.26
C65	Renal Pelvis	-	-	-	-	-	-	-	-	-	-	-	-	-	-	-	-	-	-	-
C66	Ureter	-	-	-	-	-	-	-	-	-	-	-	-	-	-	-	-	-	-	-
C67	Bladder	-	-	-	-	-	-	-	1	-	-	1	1	1	1	-	-	-	5	0.64
C68	Uns. Urinary Organs	-	-	-	-	-	-	-	-	-	-	-	-	-	-	-	-	-	-	-
C69	Eye	1	-	-	-	-	-	-	-	-	-	-	-	-	-	-	1	-	2	0.26
C70-C72	Brain, Nervous System	-	-	-	1	-	-	1	-	-	-	1	-	-	1	2	-	-	6	0.77
C73	Thyroid	-	-	-	2	-	1	2	-	-	-	-	3	4	-	2	-	-	14	1.80
C74	Adrenal Gland	-	-	-	-	-	-	-	-	-	-	-	-	-	-	-	-	-	-	-
C81	Hodgkins Disease	-	-	-	-	-	-	-	-	-	-	-	-	-	-	-	-	-	-	-
C82-85,C96	NHL	-	-	1	-	-	-	-	-	-	1	1	-	1	-	3	2	-	9	1.16
C88	Malig Imn.Prol D	-	-	-	-	-	-	-	-	-	-	-	-	-	-	-	-	-	-	-
C90	Multiple Myeloma	-	-	-	-	-	-	-	-	-	-	1	-	-	-	-	-	-	1	0.13
C91	Lymphoid Leuk.	-	1	-	1	-	-	-	1	-	-	-	-	-	-	-	-	-	3	0.39
C92-C94	Myeloid Leukaemia	1	-	-	1	-	-	-	1	1	2	1	-	-	-	-	2	-	9	1.16
C95	Leukaemia Uns	-	-	-	1	1	-	-	-	1	-	-	-	-	-	-	-	-	3	0.39
O&U *	Other and Uns	1	-	-	-	-	-	-	2	4	12	13	12	10	11	12	23	-	100	12.85
	All Sites	5	2	1	12	8	7	25	49	65	73	93	91	65	75	89	117	1	778	100.0

* O&U includes the Sites (ICD-10: C26, C39, C48, C75, C76, C77, C78, C79, C80, C97)

TABLE AIZ-4(a):
Average Annual Age Specific, Crude (CR), Age Adjusted (AAR) (with Standard Error (SE)) and
Truncated (35-64 yrs) (TR) Incidence Rate per 100,000 population: 2006-2008 - Males
Aizawl District

ICD-10	0-4	5-9	10-14	15-19	20-24	25-29	30-34	35-39	40-44	45-49	50-54	55-59	60-64	65-69	70-74	>75	CR	AAR	SE	TR
C00	-	-	-	-	-	-	-	-	-	-	-	-	-	-	-	-	-	-	-	-
C01-C02	-	-	-	-	-	-	-	4.3	14.0	23.6	13.3	15.7	-	11.9	-	30.5	3.6	4.78	1.08	12.3
C03-C06	-	-	-	-	-	-	4.3	-	-	11.8	-	23.6	-	-	43.5	15.2	2.1	3.09	0.92	5.3
C07-C08	-	-	-	-	-	-	-	-	-	-	-	-	10.3	-	-	-	0.2	0.41	0.41	1.3
C09	-	-	-	-	-	-	2.2	-	8.4	3.9	13.3	7.9	20.7	11.9	14.5	-	2.2	3.32	0.98	8.2
C10	-	-	-	-	-	-	-	-	2.8	7.9	4.4	7.9	-	11.9	14.5	-	1.2	1.82	0.71	3.8
C11	2.0	-	-	-	-	-	-	4.3	8.4	7.9	13.3	23.6	31.0	23.7	-	45.7	3.8	5.95	1.33	13.2
C12-C13	-	-	-	-	-	-	2.2	-	36.4	47.2	40.0	23.6	72.3	23.7	43.5	61.0	9.2	13.78	1.97	35.0
C14	-	-	-	-	-	-	2.2	4.3	5.6	3.9	4.4	23.6	10.3	11.9	-	30.5	2.4	3.51	1.00	7.8
C15	-	-	-	-	-	1.7	-	4.3	47.6	110.2	124.3	188.8	82.6	83.0	101.6	137.2	22.4	34.20	3.08	86.5
C16	-	-	-	-	1.4	-	-	15.2	28.0	74.8	106.6	110.1	278.9	343.7	391.9	457.2	32.2	55.37	4.16	90.2
C17	-	-	-	-	-	-	-	-	-	-	-	-	-	-	-	-	-	-	-	-
C18	-	-	-	-	-	-	-	-	2.8	-	-	7.9	20.7	35.6	-	15.2	1.4	2.68	0.97	4.2
C19-C20	-	-	-	-	-	1.7	-	4.3	-	11.8	17.8	7.9	41.3	23.7	43.5	76.2	4.3	7.07	1.47	12.3
C21	-	-	-	-	-	-	-	-	-	-	-	-	-	-	-	-	-	-	-	-
C22	-	-	-	-	-	-	6.5	4.3	8.4	11.8	17.8	7.9	20.7	35.6	14.5	45.7	4.3	6.16	1.31	11.3
C23-C24	-	-	-	-	-	-	-	-	5.6	-	-	15.7	-	11.9	-	-	0.9	1.32	0.62	3.1
C25	-	-	-	-	-	-	-	-	-	-	-	-	10.3	23.7	29.0	-	0.9	1.70	0.77	1.3
C30-C31	2.0	-	-	-	-	-	-	-	-	-	4.4	-	-	-	-	-	0.3	0.47	0.33	0.7
C32	-	-	-	-	-	-	4.3	-	11.2	19.7	13.3	15.7	31.0	47.4	29.0	45.7	4.8	7.56	1.50	14.2
C33-C34	-	-	-	-	-	-	2.2	4.3	11.2	27.6	53.3	102.3	206.6	130.4	304.8	411.5	20.2	35.97	3.39	56.8
C37-C38	-	-	-	-	-	-	-	-	-	-	-	-	-	-	-	-	-	-	-	-
C40-C41	-	1.8	-	1.5	1.4	-	-	-	2.8	-	-	7.9	-	-	-	30.5	1.2	1.52	0.61	1.6
C43	-	-	-	-	-	-	-	-	-	-	-	-	-	-	-	-	-	-	-	-
C44	-	-	-	-	-	-	-	-	2.8	3.9	-	7.9	-	-	-	61.0	1.2	1.94	0.74	2.3
C45	-	-	-	-	-	-	-	-	-	-	-	-	-	-	-	-	-	-	-	-
C46	-	-	-	-	-	-	-	-	-	-	-	-	-	-	-	-	-	-	-	-
C47+C49	2.0	-	-	1.5	-	-	4.3	2.2	2.8	-	4.4	-	-	-	14.5	45.7	1.9	2.36	0.75	1.7
C50	-	-	-	-	-	-	-	-	-	-	-	-	10.3	23.7	-	-	0.5	1.12	0.65	1.3
C60	-	-	-	-	-	-	-	-	-	-	8.9	-	-	-	-	30.5	0.7	1.05	0.53	1.4
C61	-	-	-	-	-	-	-	-	2.8	-	-	-	-	11.9	58.1	76.2	1.9	3.21	0.98	0.5
C62	-	-	-	-	-	-	2.2	-	-	-	-	7.9	-	-	-	-	0.3	0.44	0.34	1.0
C63	-	-	-	-	-	-	-	-	-	-	-	-	-	-	-	-	-	-	-	-
C64	-	-	-	-	-	-	-	-	-	-	4.4	-	-	-	-	-	0.3	0.22	0.22	0.7
C65	-	-	-	-	-	-	-	-	-	-	-	-	-	-	-	-	-	-	-	-
C66	-	-	-	-	-	-	-	-	-	-	-	-	-	-	-	-	-	-	-	-
C67	-	-	-	-	-	-	-	2.2	-	7.9	-	7.9	-	11.9	14.5	45.7	1.5	2.48	0.85	3.0
C68	-	-	-	-	-	-	-	-	-	-	-	-	-	-	-	-	-	-	-	-
C69	4.1	-	-	-	-	-	-	-	-	-	-	7.9	-	-	-	-	0.5	0.80	0.47	1.0
C70-C72	-	5.4	-	-	1.4	-	-	2.2	-	-	4.4	-	-	23.7	-	-	1.4	1.71	0.65	1.1
C73	-	-	-	-	1.4	1.7	-	-	-	3.9	4.4	-	10.3	11.9	14.5	-	1.2	1.77	0.72	2.8
C74	-	-	1.6	-	-	-	-	-	-	-	-	-	-	-	-	-	0.2	0.15	0.15	-
C81	-	-	-	-	-	-	-	-	2.8	-	-	-	-	-	-	-	0.2	0.17	0.17	0.5
C82-85,C96	-	1.8	-	-	1.4	-	2.2	-	2.8	7.9	4.4	7.9	10.3	11.9	-	-	1.7	2.37	0.80	5.1
C88	-	-	-	-	-	-	-	-	-	-	-	-	-	-	-	-	-	-	-	-
C90	-	-	-	-	-	-	-	-	-	-	-	-	-	-	-	-	-	-	-	-
C91	2.0	1.8	1.6	1.5	-	-	-	-	-	-	-	7.9	-	-	-	-	0.9	1.02	0.48	1.0
C92-C94	4.1	-	-	6.0	4.1	3.5	4.3	6.5	-	3.9	8.9	23.6	10.3	11.9	14.5	30.5	4.6	5.57	1.17	7.8
C95	-	-	-	-	1.4	1.7	-	-	2.8	-	-	-	20.7	-	-	15.2	1.0	1.55	0.70	3.2
O&U *	2.0	-	-	-	-	-	2.2	13.0	16.8	55.1	79.9	125.9	51.6	165.9	116.1	335.3	19.0	30.57	2.99	52.2
All	18.2	10.8	3.2	10.4	12.4	10.4	39.0	71.7	226.7	444.9	546.1	786.6	950.3	1102.2	1262.7	2042.1	156.5	249.5	8.55	456.0

TABLE AIZ-4(b):
Average Annual Age Specific, Crude (CR), Age Adjusted (AAR) (with Standard Error (SE)) and
Truncated (35-64 yrs) (TR) Incidence Rate per 100,000 population: 2006-2008 - Females
Aizawl District

ICD-10	0-4	5-9	10-14	15-19	20-24	25-29	30-34	35-39	40-44	45-49	50-54	55-59	60-64	65-69	70-74	>75	CR	AAR	SE	TR
C00	-	-	-	-	-	-	-	2.3	-	-	-	-	-	-	-	-	0.2	0.14	0.14	0.4
C01-C02	-	-	-	-	-	-	-	-	-	-	-	-	-	-	15.2	-	0.2	0.30	0.30	-
C03-C06	-	-	-	-	-	-	2.5	-	6.0	-	5.1	-	-	-	-	12.3	0.9	1.01	0.46	2.0
C07-C08	-	-	-	-	-	-	-	-	-	-	-	-	-	11.8	-	-	0.2	0.35	0.35	-
C09	-	-	-	-	-	-	2.5	-	-	-	-	-	-	-	15.2	12.3	0.5	0.70	0.42	-
C10	-	-	-	-	-	-	-	-	-	-	-	17.2	-	11.8	-	-	0.5	1.04	0.60	2.2
C11	-	-	-	1.4	-	-	-	2.3	6.0	-	-	17.2	49.8	23.6	-	12.3	2.5	4.26	1.20	10.3
C12-C13	-	-	-	-	-	-	-	2.3	-	4.3	5.1	-	-	-	-	12.3	0.7	0.90	0.46	2.1
C14	-	-	-	-	-	-	-	-	-	-	-	-	10.0	-	-	-	0.2	0.40	0.40	1.3
C15	-	-	-	-	-	-	-	2.3	3.0	13.0	35.8	8.6	-	11.8	15.2	49.0	3.4	4.87	1.13	10.4
C16	-	-	-	-	-	3.7	2.5	9.3	9.0	39.0	30.6	111.7	39.9	118.0	258.9	208.4	15.3	24.37	2.69	35.6
C17	-	-	-	-	-	-	-	-	-	-	-	-	-	-	15.2	12.3	0.4	0.55	0.39	-
C18	-	-	-	-	-	1.9	-	-	-	4.3	10.2	17.2	10.0	-	30.5	24.5	2.0	3.11	0.96	6.0
C19-C20	-	-	-	-	-	-	2.5	2.3	-	-	-	25.8	39.9	59.0	60.9	24.5	3.6	6.39	1.47	8.9
C21	-	-	-	-	-	-	-	-	-	-	-	8.6	-	-	15.2	-	0.4	0.65	0.46	1.1
C22	2.1	-	-	1.4	-	-	2.5	-	9.0	-	10.2	34.4	29.9	23.6	60.9	98.1	5.2	8.04	1.54	11.7
C23-C24	-	-	-	-	-	-	-	-	6.0	4.3	10.2	8.6	29.9	35.4	-	36.8	2.7	4.47	1.19	8.6
C25	-	-	-	-	1.4	-	-	4.6	6.0	4.3	-	25.8	10.0	23.6	15.2	61.3	3.2	4.68	1.16	7.5
C30-C31	-	-	-	-	-	-	-	-	-	-	-	-	10.0	23.6	-	-	0.5	1.11	0.64	1.3
C32	-	-	-	-	-	-	-	2.3	-	4.3	5.1	-	-	-	45.7	12.3	1.2	1.81	0.70	2.1
C33-C34	-	-	-	-	-	-	-	-	-	17.3	86.8	154.7	139.5	236.0	380.7	343.2	22.5	38.71	3.49	55.3
C37-C38	-	-	-	-	-	-	-	-	-	-	-	-	-	-	-	-	-	-	-	-
C40-C41	-	1.9	-	-	-	1.9	-	-	-	-	-	-	-	11.8	-	12.3	0.7	0.94	0.49	-
C43	-	-	-	-	-	-	-	-	-	-	-	-	-	-	-	-	-	-	-	-
C44	-	-	-	-	-	-	-	-	3.0	-	-	25.8	10.0	11.8	15.2	12.3	1.6	2.51	0.91	5.2
C45	-	-	-	-	-	-	-	-	-	-	-	-	-	-	-	-	-	-	-	-
C46	-	-	-	-	-	-	-	-	-	-	-	-	-	-	-	-	-	-	-	-
C47+C49	-	-	-	1.4	1.4	-	-	-	-	-	-	8.6	-	-	-	12.3	0.7	0.83	0.46	1.1
C50	-	-	-	2.9	-	-	9.9	25.6	35.9	73.7	76.6	94.6	49.8	59.0	76.1	73.5	16.6	23.33	2.53	57.2
C51	-	-	-	-	-	-	2.3	-	-	-	5.1	17.2	-	-	-	12.3	0.9	1.33	0.62	3.5
C52	-	-	-	-	-	-	-	3.0	-	5.1	-	-	-	-	-	-	0.4	0.44	0.31	1.4
C53	-	-	-	-	1.4	1.9	27.1	39.5	68.9	73.7	61.3	51.6	49.8	47.2	30.5	24.5	18.0	22.45	2.36	58.2
C54	-	-	-	-	-	1.9	-	-	9.0	4.3	10.2	-	-	11.8	-	-	1.4	1.81	0.67	4.2
C55	-	-	-	-	-	-	-	-	-	-	5.1	8.6	-	-	-	12.3	0.5	0.84	0.49	1.9
C56	-	-	-	1.4	1.4	-	4.9	7.0	9.0	8.7	15.3	8.6	10.0	-	15.2	12.3	3.4	4.07	0.99	9.6
C57	-	-	-	-	-	-	-	-	3.0	-	-	-	-	11.8	-	-	0.4	0.53	0.40	0.6
C58	-	-	-	-	4.2	-	-	-	-	-	-	-	-	-	-	-	0.5	0.33	0.19	-
C64	2.1	-	-	-	-	-	-	-	-	-	5.1	-	-	-	-	-	0.4	0.50	0.36	0.8
C65	-	-	-	-	-	-	-	-	-	-	-	-	-	-	-	-	-	-	-	-
C66	-	-	-	-	-	-	-	-	-	-	-	-	-	-	-	-	-	-	-	-
C67	-	-	-	-	-	-	-	2.3	-	-	5.1	8.6	10.0	11.8	-	-	0.9	1.49	0.70	3.7
C68	-	-	-	-	-	-	-	-	-	-	-	-	-	-	-	-	-	-	-	-
C69	2.1	-	-	-	-	-	-	-	-	-	-	-	-	-	-	12.3	0.4	0.49	0.35	-
C70-C72	-	-	-	1.4	-	-	2.5	-	-	-	5.1	-	-	11.8	30.5	-	1.1	1.50	0.64	0.8
C73	-	-	-	2.9	-	1.9	4.9	-	-	-	-	25.8	39.9	-	30.5	-	2.5	3.94	1.13	8.5
C74	-	-	-	-	-	-	-	-	-	-	-	-	-	-	-	-	-	-	-	-
C81	-	-	-	-	-	-	-	-	-	-	-	-	-	-	-	-	-	-	-	-
C82-85,C96	-	-	1.6	-	-	-	-	-	-	4.3	5.1	-	10.0	-	45.7	24.5	1.6	2.47	0.84	2.9
C88	-	-	-	-	-	-	-	-	-	-	-	-	-	-	-	-	-	-	-	-
C90	-	-	-	-	-	-	-	-	-	-	5.1	-	-	-	-	-	0.2	0.26	0.26	0.8
C91	-	1.9	-	1.4	-	-	-	2.3	-	-	-	-	-	-	-	-	0.5	0.46	0.27	0.4
C92-C94	2.1	-	-	1.4	-	-	-	2.3	3.0	8.7	5.1	-	-	-	-	24.5	1.6	1.96	0.67	3.5
C95	-	-	-	1.4	1.4	-	-	-	3.0	-	-	-	-	-	-	-	0.5	0.42	0.25	0.6
O&U *	2.1	-	-	-	-	-	-	4.6	12.0	52.0	66.4	103.1	99.7	129.8	182.8	281.9	17.8	28.99	2.96	50.2
All	10.4	3.8	1.6	17.3	11.2	13.0	61.6	113.9	194.7	316.6	475.0	782.2	647.9	885.1	1355.5	1434.2	138.7	210.0	7.80	382.1

TABLE: AIZ-5(a): Number (#) and Proportion (%) of Cancers by Site (ICD-10) and Method of Diagnosis: 2006-2008 - Males
Aizawl District

ICD-10	Site	Clinical		Microscopic		X-Ray / Imaging		DCO		Others		Unknown		Total	
		#	%	#	%	#	%	#	%	#	%	#	%	#	%
C00	Lip	-	-	-	-	-	-	-	-	-	-	-	-	-	-
C01-C02	Tongue	-	-	20	95.2	-	-	-	-	1	4.8	-	-	21	100.0
C03-C06	Mouth	1	8.3	9	75.0	1	8.3	1	8.3	-	-	-	-	12	100.0
C07-C08	Salivary Gland	-	-	1	100.0	-	-	-	-	-	-	-	-	1	100.0
C09	Tonsil	-	-	12	92.3	1	7.7	-	-	-	-	-	-	13	100.0
C10	Oth. Oropharynx	-	-	7	100.0	-	-	-	-	-	-	-	-	7	100.0
C11	Nasopharynx	-	-	18	81.8	3	13.6	1	4.5	-	-	-	-	22	100.0
C12-C13	Hypopharynx	2	3.7	47	87.0	2	3.7	2	3.7	-	-	1	1.9	54	100.0
C14	Pharynx Unspecified	1	7.1	7	50.0	2	14.3	4	28.6	-	-	-	-	14	100.0
C15	Oesophagus	2	1.5	119	90.8	1	0.8	6	4.6	2	1.5	1	0.8	131	100.0
C16	Stomach	4	2.1	142	75.5	5	2.7	28	14.9	8	4.3	1	0.5	188	100.0
C17	Small Intestine	-	-	-	-	-	-	-	-	-	-	-	-	-	-
C18	Colon	-	-	6	75.0	1	12.5	1	12.5	-	-	-	-	8	100.0
C19-C20	Rectum	1	4.0	22	88.0	-	-	1	4.0	1	4.0	-	-	25	100.0
C21	Anus & Anal Canal	-	-	-	-	-	-	-	-	-	-	-	-	-	-
C22	Liver	2	8.0	9	36.0	8	32.0	5	20.0	-	-	1	4.0	25	100.0
C23-C24	Gallbladder etc.	-	-	1	20.0	2	40.0	2	40.0	-	-	-	-	5	100.0
C25	Pancreas	1	20.0	2	40.0	-	-	1	20.0	1	20.0	-	-	5	100.0
C30-C31	Nose, Sinuses etc.	-	-	1	50.0	-	-	1	50.0	-	-	-	-	2	100.0
C32	Larynx	2	7.1	20	71.4	1	3.6	2	7.1	2	7.1	1	3.6	28	100.0
C33-C34	Lung etc.	6	5.1	62	52.5	24	20.3	24	20.3	-	-	2	1.7	118	100.0
C37-C38	Other Thoracic Organs	-	-	-	-	-	-	-	-	-	-	-	-	-	-
C40-C41	Bone	-	-	2	28.6	2	28.6	3	42.9	-	-	-	-	7	100.0
C43	Melanoma of Skin	-	-	-	-	-	-	-	-	-	-	-	-	-	-
C44	Other Skin	-	-	7	100.0	-	-	-	-	-	-	-	-	7	100.0
C45	Mesothelioma	-	-	-	-	-	-	-	-	-	-	-	-	-	-
C46	Kaposi Sarcoma	-	-	-	-	-	-	-	-	-	-	-	-	-	-
C47+C49	Conn. & Soft Tissue	-	-	6	54.5	1	9.1	4	36.4	-	-	-	-	11	100.0
C50	Breast	-	-	3	100.0	-	-	-	-	-	-	-	-	3	100.0
C60	Penis	-	-	3	75.0	-	-	1	25.0	-	-	-	-	4	100.0
C61	Prostate	6	54.5	2	18.2	1	9.1	1	9.1	1	9.1	-	-	11	100.0
C62	Testis	-	-	1	50.0	-	-	-	-	-	-	1	50.0	2	100.0
C63	Other Male Genital	-	-	-	-	-	-	-	-	-	-	-	-	-	-
C64	Kidney etc.	-	-	2	100.0	-	-	-	-	-	-	-	-	2	100.0
C65	Renal Pelvis	-	-	-	-	-	-	-	-	-	-	-	-	-	-
C66	Ureter	-	-	-	-	-	-	-	-	-	-	-	-	-	-
C67	Bladder	1	11.1	4	44.4	-	-	4	44.4	-	-	-	-	9	100.0
C68	Uns. Urinary Organs	-	-	-	-	-	-	-	-	-	-	-	-	-	-
C69	Eye	-	-	2	66.7	-	-	-	-	-	-	1	33.3	3	100.0
C70-C72	Brain, Nervous System	1	12.5	1	12.5	1	12.5	4	50.0	1	12.5	-	-	8	100.0
C73	Thyroid	-	-	5	71.4	2	28.6	-	-	-	-	-	-	7	100.0
C74	Adrenal Gland	-	-	-	-	-	-	1	100.0	-	-	-	-	1	100.0
C81	Hodgkins Disease	-	-	1	100.0	-	-	-	-	-	-	-	-	1	100.0
C82-85,C96	NHL	-	-	10	100.0	-	-	-	-	-	-	-	-	10	100.0
C88	Malig Imn.Prol D	-	-	-	-	-	-	-	-	-	-	-	-	-	-
C90	Multiple Myeloma	-	-	-	-	-	-	-	-	-	-	-	-	-	-
C91	Lymphoid Leuk.	-	-	5	100.0	-	-	-	-	-	-	-	-	5	100.0
C92-C94	Myeloid Leukaemia	-	-	22	81.5	4	14.8	1	3.7	-	-	-	-	27	100.0
C95	Leukaemia Uns	-	-	2	33.3	-	-	4	66.7	-	-	-	-	6	100.0
O&U *	Other and Uns	1	0.9	40	36.0	8	7.2	61	55.0	1	0.9	-	-	111	100.0
	All Sites	31	3.4	623	68.2	70	7.7	163	17.8	18.0	2.0	9	1.0	914	100.0

TABLE: AIZ-5(b): Number (#) and Proportion (%) of Cancers by Site (ICD-10) and Method of Diagnosis : 2006-2008 - Females
Aizawl District

ICD-10	Site	Clinical		Microscopic		X-Ray / Imaging		DCO		Others		Unknown		Total	
		#	%	#	%	#	%	#	%	#	%	#	%	#	%
C00	Lip	-	-	1	100.0	-	-	-	-	-	-	-	-	1	100.0
C01-C02	Tongue	-	-	1	100.0	-	-	-	-	-	-	-	-	1	100.0
C03-C06	Mouth	-	-	4	80.0	-	-	1	20.0	-	-	-	-	5	100.0
C07-C08	Salivary Gland	-	-	1	100.0	-	-	-	-	-	-	-	-	1	100.0
C09	Tonsil	-	-	3	100.0	-	-	-	-	-	-	-	-	3	100.0
C10	Oth. Oropharynx	-	-	3	100.0	-	-	-	-	-	-	-	-	3	100.0
C11	Nasopharynx	1	7.1	12	85.7	-	-	1	7.1	-	-	-	-	14	100.0
C12-C13	Hypopharynx	-	-	3	75.0	-	-	-	-	1	25.0	-	-	4	100.0
C14	Pharynx Unspecified	-	-	-	-	-	-	1	100.0	-	-	-	-	1	100.0
C15	Oesophagus	1	5.3	16	84.2	-	-	1	5.3	1	5.3	-	-	19	100.0
C16	Stomach	-	-	64	74.4	2	2.3	16	18.6	4	4.7	-	-	86	100.0
C17	Small Intestine	-	-	2	100.0	-	-	-	-	-	-	-	-	2	100.0
C18	Colon	1	9.1	7	63.6	1	9.1	2	18.2	-	-	-	-	11	100.0
C19-C20	Rectum	-	-	19	95.0	-	-	1	5.0	-	-	-	-	20	100.0
C21	Anus & Anal Canal	-	-	2	100.0	-	-	-	-	-	-	-	-	2	100.0
C22	Liver	3	10.3	10	34.5	7	24.1	9	31.0	-	-	-	-	29	100.0
C23-C24	Gallbladder etc.	-	-	6	40.0	5	33.3	1	6.7	3	20.0	-	-	15	100.0
C25	Pancreas	3	16.7	2	11.1	6	33.3	3	16.7	3	16.7	1	5.6	18	100.0
C30-C31	Nose, Sinuses etc.	-	-	2	66.7	-	-	1	33.3	-	-	-	-	3	100.0
C32	Larynx	1	14.3	4	57.1	2	28.6	-	-	-	-	-	-	7	100.0
C33-C34	Lung etc.	5	4.0	54	42.9	22	17.5	39	31.0	4	3.2	2	1.6	126	100.0
C37-C38	Other Thoracic Organs	-	-	-	-	-	-	-	-	-	-	-	-	-	-
C40-C41	Bone	1	25.0	1	25.0	-	-	2	50.0	-	-	-	-	4	100.0
C43	Melanoma of Skin	-	-	-	-	-	-	-	-	-	-	-	-	-	-
C44	Other Skin	-	-	9	100.0	-	-	-	-	-	-	-	-	9	100.0
C45	Mesothelioma	-	-	-	-	-	-	-	-	-	-	-	-	-	-
C46	Kaposi Sarcoma	-	-	-	-	-	-	-	-	-	-	-	-	-	-
C47+C49	Conn. & Soft Tissue	-	-	4	100.0	-	-	-	-	-	-	-	-	4	100.0
C50	Breast	2	2.2	73	78.5	10	10.8	5	5.4	2	2.2	1	1.1	93	100.0
C51	Vulva	2	40.0	2	40.0	1	20.0	-	-	-	-	-	-	5	100.0
C52	Vagina	-	-	2	100.0	-	-	-	-	-	-	-	-	2	100.0
C53	Cervix Uteri	1	1.0	87	86.1	2	2.0	5	5.0	3	3.0	3	3.0	101	100.0
C54	Corpus Uteri	-	-	8	100.0	-	-	-	-	-	-	-	-	8	100.0
C55	Uterus Unspecified	-	-	-	-	-	-	3	100.0	-	-	-	-	3	100.0
C56	Ovary etc.	-	-	13	68.4	2	10.5	2	10.5	1	5.3	1	5.3	19	100.0
C57	Other Female Genital	-	-	-	-	-	-	2	100.0	-	-	-	-	2	100.0
C58	Placenta	1	33.3	2	66.7	-	-	-	-	-	-	-	-	3	100.0
C64	Kidney etc.	-	-	2	100.0	-	-	-	-	-	-	-	-	2	100.0
C65	Renal Pelvis	-	-	-	-	-	-	-	-	-	-	-	-	-	-
C66	Ureter	-	-	-	-	-	-	-	-	-	-	-	-	-	-
C67	Bladder	1	20.0	4	80.0	-	-	-	-	-	-	-	-	5	100.0
C68	Uns.Urinary Organs	-	-	-	-	-	-	-	-	-	-	-	-	-	-
C69	Eye	-	-	1	50.0	-	-	-	-	-	-	1	50.0	2	100.0
C70-C72	Brain, Nervous System	-	-	1	16.7	2	33.3	3	50.0	-	-	-	-	6	100.0
C73	Thyroid	-	-	12	85.7	-	-	-	-	2	14.3	-	-	14	100.0
C74	Adrenal Gland	-	-	-	-	-	-	-	-	-	-	-	-	-	-
C81	Hodgkins Disease	-	-	-	-	-	-	-	-	-	-	-	-	-	-
C82-85,C96	NHL	-	-	8	88.9	1	11.1	-	-	-	-	-	-	9	100.0
C88	Malig Imn.Prol D	-	-	-	-	-	-	-	-	-	-	-	-	-	-
C90	Multiple Myeloma	-	-	1	100.0	-	-	-	-	-	-	-	-	1	100.0
C91	Lymphoid Leuk.	-	-	2	66.7	-	-	1	33.3	-	-	-	-	3	100.0
C92-C94	Myeloid Leukaemia	-	-	7	77.8	1	11.1	1	11.1	-	-	-	-	9	100.0
C95	Leukaemia Uns	-	-	1	33.3	-	-	2	66.7	-	-	-	-	3	100.0
O&U *	Other and Uns	-	-	36	36.0	6	6.0	54	54.0	1	1.0	3	3.0	100	100.0
	All Sites	23	3.0	492	63.2	70	9.0	156	20.1	25.0	3.2	12	1.5	778	100.0

TABLE: AIZ-6(a): Number (#) and Proportion (%) of Cancers by Site (ICD-10) and Detailed Microscopic Diagnosis: 2006-2008 - Males : Aizawl District

ICD-10 -	Site	Pri. Hist		Sec. Hist		Cytology		Blood Film		Bone Marrow		Others		Total	
		#	%	#	%	#	%	#	%	#	%	#	%	#	%
C00	Lip	-	-	-	-	-	-	-	-	-	-	-	-	-	-
C01-C02	Tongue	19	90.5	-	-	1	4.8	-	-	-	-	1	4.8	21	100.0
C03-C06	Mouth	9	75.0	-	-	-	-	-	-	-	-	3	25.0	12	100.0
C07-C08	Salivary Gland	-	-	1	100.0	-	-	-	-	-	-	-	-	1	100.0
C09	Tonsil	12	92.3	-	-	-	-	-	-	-	-	1	7.7	13	100.0
C10	Oth. Oropharynx	6	85.7	-	-	1	14.3	-	-	-	-	-	-	7	100.0
C11	Nasopharynx	18	81.8	-	-	-	-	-	-	-	-	4	18.2	22	100.0
C12-C13	Hypopharynx	44	81.5	-	-	2	3.7	-	-	1	1.9	7	13.0	54	100.0
C14	Pharynx Unspecified	7	50.0	-	-	-	-	-	-	-	-	7	50.0	14	100.0
C15	Oesophagus	118	90.1	-	-	-	-	-	-	1	0.8	12	9.2	131	100.0
C16	Stomach	141	75.0	-	-	1	0.5	-	-	-	-	46	24.5	188	100.0
C17	Small Intestine	-	-	-	-	-	-	-	-	-	-	-	-	-	-
C18	Colon	6	75.0	-	-	-	-	-	-	-	-	2	25.0	8	100.0
C19-C20	Rectum	21	84.0	-	-	1	4.0	-	-	-	-	3	12.0	25	100.0
C21	Anus & Anal Canal	-	-	-	-	-	-	-	-	-	-	-	-	-	-
C22	Liver	1	4.0	-	-	8	32.0	-	-	-	-	16	64.0	25	100.0
C23-C24	Gallbladder etc.	1	20.0	-	-	-	-	-	-	-	-	4	80.0	5	100.0
C25	Pancreas	1	20.0	-	-	1	20.0	-	-	-	-	3	60.0	5	100.0
C30-C31	Nose, Sinuses etc.	1	50.0	-	-	-	-	-	-	-	-	1	50.0	2	100.0
C32	Larynx	17	60.7	-	-	3	10.7	-	-	-	-	8	28.6	28	100.0
C33-C34	Lung etc.	35	29.7	-	-	27	22.9	-	-	-	-	56	47.5	118	100.0
C37-C38	Other Thoracic Organs	-	-	-	-	-	-	-	-	-	-	-	-	-	-
C40-C41	Bone	2	28.6	-	-	-	-	-	-	-	-	5	71.4	7	100.0
C43	Melanoma of Skin	-	-	-	-	-	-	-	-	-	-	-	-	-	-
C44	Other Skin	7	100.0	-	-	-	-	-	-	-	-	-	-	7	100.0
C45	Mesothelioma	-	-	-	-	-	-	-	-	-	-	-	-	-	-
C46	Kaposi Sarcoma	-	-	-	-	-	-	-	-	-	-	-	-	-	-
C47 + C49	Conn. & Soft Tissue	2	18.2	-	-	4	36.4	-	-	-	-	5	45.5	11	100.0
C50	Breast	2	66.7	-	-	1	33.3	-	-	-	-	-	-	3	100.0
C60	Penis	3	75.0	-	-	-	-	-	-	-	-	1	25.0	4	100.0
C61	Prostate	2	18.2	-	-	-	-	-	-	-	-	9	81.8	11	100.0
C62	Testis	1	50.0	-	-	-	-	-	-	-	-	1	50.0	2	100.0
C63	Other Male Genital	-	-	-	-	-	-	-	-	-	-	-	-	-	-
C64	Kidney etc.	2	100.0	-	-	-	-	-	-	-	-	-	-	2	100.0
C65	Renal Pelvis	-	-	-	-	-	-	-	-	-	-	-	-	-	-
C66	Ureter	-	-	-	-	-	-	-	-	-	-	-	-	-	-
C67	Bladder	4	44.4	-	-	-	-	-	-	-	-	5	55.6	9	100.0
C68	Uns. Urinary Organs	-	-	-	-	-	-	-	-	-	-	-	-	-	-
C69	Eye	2	66.7	-	-	-	-	-	-	-	-	1	33.3	3	100.0
C70-C72	Brain, Nervous System	1	12.5	-	-	-	-	-	-	-	-	7	87.5	8	100.0
C73	Thyroid	4	57.1	-	-	1	14.3	-	-	-	-	2	28.6	7	100.0
C74	Adrenal Gland	-	-	-	-	-	-	-	-	-	-	1	100.0	1	100.0
C81	Hodgkins Disease	1	100.0	-	-	-	-	-	-	-	-	-	-	1	100.0
C82-85,C96	NHL	7	70.0	-	-	3	30.0	-	-	-	-	-	-	10	100.0
C88	Malignant Lymphoma	-	-	-	-	-	-	-	-	-	-	-	-	-	-
C90	Multiple Myeloma	-	-	-	-	-	-	-	-	-	-	-	-	-	-
C91	Lymphoid Leuk.	-	-	-	-	-	-	-	-	5	100.0	-	-	5	100.0
C92-C94	Myeloid Leukaemia	-	-	-	-	-	-	14	51.9	8	29.6	5	18.5	27	100.0
C95	Leukaemia Uns	-	-	-	-	-	-	1	16.7	1	16.7	4	66.7	6	100.0
O&U *	Other and Uns	4	3.6	4	3.6	32	28.8	-	-	-	-	71	64.0	111	100.0
	All Sites	501	54.8	5	0.5	86	9.4	15	1.6	16	1.8	291	31.8	914	100.0

TABLE: AIZ-6(b): Number (#) and Proportion (%) of Cancers by Site (ICD-10) and Detailed Microscopic Diagnosis: 2006-2008 - Females : Aizawl District

ICD-10	Site	Pri. Hist		Sec. Hist		Cytology		Blood Film		Bone Marrow		Others		Total	
		#	%	#	%	#	%	#	%	#	%	#	%	#	%
C00	Lip	1	100.0	-	-	-	-	-	-	-	-	-	-	1	100.0
C01-C02	Tongue	1	100.0	-	-	-	-	-	-	-	-	-	-	1	100.0
C03-C06	Mouth	4	80.0	-	-	-	-	-	-	-	-	1	20.0	5	100.0
C07-C08	Salivary Gland	1	100.0	-	-	-	-	-	-	-	-	-	-	1	100.0
C09	Tonsil	3	100.0	-	-	-	-	-	-	-	-	-	-	3	100.0
C10	Oth. Oropharynx	3	100.0	-	-	-	-	-	-	-	-	-	-	3	100.0
C11	Nasopharynx	12	85.7	-	-	-	-	-	-	-	-	2	14.3	14	100.0
C12-C13	Hypopharynx	3	75.0	-	-	-	-	-	-	-	-	1	25.0	4	100.0
C14	Pharynx Unspecified	-	-	-	-	-	-	-	-	-	-	1	100.0	1	100.0
C15	Oesophagus	16	84.2	-	-	-	-	-	-	-	-	3	15.8	19	100.0
C16	Stomach	61	70.9	-	-	2	2.3	-	-	1	1.2	22	25.6	86	100.0
C17	Small Intestine	2	100.0	-	-	-	-	-	-	-	-	-	-	2	100.0
C18	Colon	7	63.6	-	-	-	-	-	-	-	-	4	36.4	11	100.0
C19-C20	Rectum	19	95.0	-	-	-	-	-	-	-	-	1	5.0	20	100.0
C21	Anus & Anal Canal	2	100.0	-	-	-	-	-	-	-	-	-	-	2	100.0
C22	Liver	3	10.3	1	3.4	6	20.7	-	-	-	-	19	65.5	29	100.0
C23-C24	Gallbladder etc.	6	40.0	-	-	-	-	-	-	-	-	9	60.0	15	100.0
C25	Pancreas	2	11.1	-	-	-	-	-	-	-	-	16	88.9	18	100.0
C30-C31	Nose, Sinuses etc.	2	66.7	-	-	-	-	-	-	-	-	1	33.3	3	100.0
C32	Larynx	4	57.1	-	-	-	-	-	-	-	-	3	42.9	7	100.0
C33-C34	Lung etc.	27	21.4	-	-	27	21.4	-	-	-	-	72	57.1	126	100.0
C37-C38	Other Thoracic Organs	-	-	-	-	-	-	-	-	-	-	-	-	-	-
C40-C41	Bone	1	25.0	-	-	-	-	-	-	-	-	3	75.0	4	100.0
C43	Melanoma of Skin	-	-	-	-	-	-	-	-	-	-	-	-	-	-
C44	Other Skin	7	77.8	-	-	2	22.2	-	-	-	-	-	-	9	100.0
C45	Mesothelioma	-	-	-	-	-	-	-	-	-	-	-	-	-	-
C46	Kaposi Sarcoma	-	-	-	-	-	-	-	-	-	-	-	-	-	-
C47+C49	Conn. & Soft Tissue	3	75.0	-	-	1	25.0	-	-	-	-	-	-	4	100.0
C50	Breast	51	54.8	-	-	22	23.7	-	-	-	-	20	21.5	93	100.0
C51	Vulva	2	40.0	-	-	-	-	-	-	-	-	3	60.0	5	100.0
C52	Vagina	2	100.0	-	-	-	-	-	-	-	-	-	-	2	100.0
C53	Cervix Uteri	86	85.1	-	-	1	1.0	-	-	-	-	14	13.9	101	100.0
C54	Corpus Uteri	8	100.0	-	-	-	-	-	-	-	-	-	-	8	100.0
C55	Uterus Unspecified	-	-	-	-	-	-	-	-	-	-	3	100.0	3	100.0
C56	Ovary etc.	13	68.4	-	-	-	-	-	-	-	-	6	31.6	19	100.0
C57	Other Female Genital	-	-	-	-	-	-	-	-	-	-	2	100.0	2	100.0
C58	Placenta	2	66.7	-	-	-	-	-	-	-	-	1	33.3	3	100.0
C64	Kidney etc.	2	100.0	-	-	-	-	-	-	-	-	-	-	2	100.0
C65	Renal Pelvis	-	-	-	-	-	-	-	-	-	-	-	-	-	-
C66	Ureter	-	-	-	-	-	-	-	-	-	-	-	-	-	-
C67	Bladder	4	80.0	-	-	-	-	-	-	-	-	1	20.0	5	100.0
C68	Uns.Urinary Organs	-	-	-	-	-	-	-	-	-	-	-	-	-	-
C69	Eye	-	-	-	-	1	50.0	-	-	-	-	1	50.0	2	100.0
C70-C72	Brain, Nervous System	1	16.7	-	-	-	-	-	-	-	-	5	83.3	6	100.0
C73	Thyroid	5	35.7	-	-	7	50.0	-	-	-	-	2	14.3	14	100.0
C74	Adrenal Gland	-	-	-	-	-	-	-	-	-	-	-	-	-	-
C81	Hodgkins Disease	-	-	-	-	-	-	-	-	-	-	-	-	-	-
C82-85,C96	NHL	8	88.9	-	-	-	-	-	-	-	-	1	11.1	9	100.0
C88	Malig Imn.Prol D	-	-	-	-	-	-	-	-	-	-	-	-	-	-
C90	Multiple Myeloma	-	-	-	-	-	-	-	-	1	100.0	-	-	1	100.0
C91	Lymphoid Leuk.	-	-	-	-	-	-	1	33.3	1	33.3	1	33.3	3	100.0
C92-C94	Myeloid Leukaemia	-	-	-	-	-	-	6	66.7	1	11.1	2	22.2	9	100.0
C95	Leukaemia Uns	-	-	-	-	-	-	-	-	1	33.3	2	66.7	3	100.0
O&U*	Other and Uns	5	5.0	1	1.0	30	30.0	-	-	-	-	64	64.0	100	100.0
	All Sites	379	48.7	2	0.3	99	12.7	7	0.9	5	0.6	286	36.8	778	100.0

**TABLE AIZ-7 (a): Number of Cancer Deaths by Five Year Age Group and Site (ICD-10):
2006-2008 – Males**

%= Relative Proportion of Cancers of All Sites.

Aizawl District

ICD-10	Site	0-4	5-9	10-14	15-19	20-24	25-29	30-34	35-39	40-44	45-49	50-54	55-59	60-64	65-69	70-74	75+	Unkn	Total	%
C00	Lip	-	-	-	-	-	-	-	-	-	-	-	-	-	-	-	-	-	-	-
C01-C02	Tongue	-	-	-	-	-	-	-	1	3	2	2	2	-	1	-	2	-	13	2.52
C03-C06	Mouth	-	-	-	-	-	-	-	-	1	1	-	2	1	-	1	1	-	7	1.36
C07-C08	Salivary Gland	-	-	-	-	-	-	-	-	-	-	-	-	1	-	-	-	-	1	0.19
C09	Tonsil	-	-	-	-	-	-	-	-	-	1	1	-	1	-	-	-	-	3	0.58
C10	Oth. Oropharynx	-	-	-	-	-	-	-	-	1	1	-	1	-	-	-	-	-	3	0.58
C11	Nasopharynx	-	-	-	-	-	-	-	-	1	2	1	-	-	-	1	-	-	5	0.97
C12-C13	Hypopharynx	-	-	-	-	-	-	-	-	4	2	5	1	5	1	2	4	-	24	4.65
C14	Pharynx Unspecified	-	-	-	-	-	-	-	1	2	-	1	3	1	-	-	-	-	8	1.55
C15	Oesophagus	-	-	-	-	-	1	-	1	10	13	17	17	5	4	5	6	-	79	15.31
C16	Stomach	-	-	-	-	-	-	-	2	7	8	10	8	14	14	18	22	-	103	19.96
C17	Small Intestine	-	-	-	-	-	-	-	-	-	1	-	-	-	-	-	-	-	1	0.19
C18	Colon	-	-	-	-	-	-	-	-	-	-	-	-	-	1	1	-	-	2	0.39
C19-C20	Rectum	-	-	-	-	-	-	1	1	-	1	-	2	2	-	1	3	-	11	2.13
C21	Anus & Anal Canal	-	-	-	-	-	-	-	-	-	-	-	-	-	-	-	-	-	-	-
C22	Liver	-	-	-	-	-	-	1	1	3	5	1	3	-	-	1	2	-	17	3.29
C23-C24	Gallbladder etc.	-	-	-	-	-	-	-	-	1	-	-	1	1	-	1	-	-	4	0.78
C25	Pancreas	-	-	-	-	-	-	-	-	-	-	1	-	2	1	1	-	-	5	0.97
C30-C31	Nose, Sinuses etc.	1	-	-	-	-	-	-	-	-	-	1	-	-	-	-	-	-	2	0.39
C32	Larynx	-	-	-	-	-	-	-	1	1	4	1	1	1	1	-	2	-	12	2.33
C33-C34	Lung etc.	-	1	-	-	-	-	-	-	1	6	7	16	12	9	13	19	-	84	16.28
C37-C38	Other Thoracic Organs	-	-	-	-	-	-	-	-	-	-	-	1	-	-	-	-	-	1	0.19
C40-C41	Bone	-	-	-	1	-	-	-	-	1	-	-	-	2	-	-	-	-	4	0.78
C43	Melanoma of Skin	-	-	-	-	-	-	-	-	-	-	-	-	-	-	-	-	-	-	-
C44	Other Skin	-	-	-	-	-	-	-	1	-	-	-	-	-	-	-	-	-	1	0.19
C45	Mesothelioma	-	-	-	-	-	-	-	-	-	-	-	-	-	-	-	-	-	-	-
C46	Kaposi Sarcoma	-	-	-	-	-	-	-	-	-	-	-	-	-	-	-	-	-	-	-
C47+C49	Conn. & Soft Tissue	-	-	-	1	-	-	2	-	-	-	-	-	-	-	2	2	-	7	1.36
C50	Breast	-	-	-	-	-	-	-	-	-	-	-	-	-	-	-	-	-	-	-
C60	Penis	-	-	-	-	-	-	-	-	-	-	1	-	-	-	-	-	-	1	0.19
C61	Prostate	-	-	-	-	-	-	-	-	-	-	-	-	-	1	2	2	-	5	0.97
C62	Testis	-	-	-	-	-	-	-	-	-	-	-	-	-	-	-	-	-	-	-
C63	Other Male Genital	-	-	-	-	-	-	-	-	-	-	-	-	-	-	-	-	-	-	-
C64	Kidney etc.	-	-	-	-	-	-	-	-	-	-	-	-	1	-	-	-	-	1	0.19
C65	Renal Pelvis	-	-	-	-	-	-	-	-	-	-	-	-	-	-	-	-	-	-	-
C66	Ureter	-	-	-	-	-	-	-	-	-	-	-	-	-	-	-	-	-	-	-
C67	Bladder	-	-	-	-	-	-	-	-	-	-	-	2	-	-	1	2	-	5	0.97
C68	Uns. Urinary Organs	-	-	-	-	-	-	-	-	-	-	-	-	-	-	-	-	-	-	-
C69	Eye	-	-	-	-	-	-	-	-	-	-	-	-	-	-	1	-	-	1	0.19
C70-C72	Brain, Nervous System	-	-	-	-	1	-	-	1	-	-	-	1	-	1	-	-	-	4	0.78
C73	Thyroid	-	-	-	-	-	-	-	-	-	-	-	-	-	-	-	-	-	-	-
C74	Adrenal Gland	-	-	1	-	-	-	-	-	-	-	-	-	-	-	-	-	-	1	0.19
C81	Hodgkins Disease	-	-	-	-	-	-	-	-	-	-	-	-	-	-	-	-	-	-	-
C82-85,C96	NHL	-	-	-	-	1	-	-	-	-	-	-	1	-	-	-	-	-	2	0.39
C88	Malig Imn.Prol D	-	-	-	-	-	-	-	-	-	-	-	-	-	-	-	-	-	-	-
C90	Multiple Myeloma	-	-	-	-	-	-	-	-	-	-	-	-	-	-	-	-	-	-	-
C91	Lymphoid Leuk.	-	-	-	-	-	-	-	-	-	-	-	-	-	-	-	-	-	-	-
C92-C94	Myeloid Leukaemia	-	1	-	2	-	1	-	1	-	1	1	2	1	1	-	-	-	11	2.13
C95	Leukaemia Uns	-	-	-	-	1	1	1	-	2	-	-	-	1	-	-	1	-	7	1.36
O&U*	Other and Uns	1	-	-	-	-	-	-	2	5	8	9	9	3	8	9	27	-	81	15.70
	All Sites	2	2	1	4	3	3	5	13	43	56	59	73	54	43	60	95	-	516	100.00

**TABLE AIZ-7 (b): Number of Cancer Deaths by Five Year Age Group and Site (ICD-10):
2006-2008 – Females**

%= Relative Proportion of Cancers of All Sites.

Aizawl District

ICD-10	Site	0-4	5-9	10-14	15-19	20-24	25-29	30-34	35-39	40-44	45-49	50-54	55-59	60-64	65-69	70-74	75+	Unkn	Total	%
C00	Lip	-	-	-	-	-	-	-	1	-	-	-	-	-	-	-	-	-	1	0.27
C01-C02	Tongue	-	-	-	-	-	-	-	-	-	-	-	-	-	-	1	-	-	1	0.27
C03-C06	Mouth	-	-	-	-	-	-	-	-	-	-	-	-	-	-	-	1	-	1	0.27
C07-C08	Salivary Gland	-	-	-	-	-	-	-	-	-	-	-	-	-	-	-	-	-	-	-
C09	Tonsil	-	-	-	-	-	-	-	-	-	-	-	-	-	-	-	-	-	-	-
C10	Oth. Oropharynx	-	-	-	-	-	-	-	-	-	-	-	-	-	-	-	-	-	-	-
C11	Nasopharynx	-	-	-	1	-	-	-	-	-	-	-	-	-	-	-	2	-	3	0.82
C12-C13	Hypopharynx	-	-	-	-	-	-	-	-	-	-	-	-	-	1	-	-	-	1	0.27
C14	Pharynx Unspecified	-	-	-	-	-	-	-	-	-	-	-	-	1	-	-	-	-	1	0.27
C15	Oesophagus	-	-	-	-	-	-	-	1	1	-	2	3	1	-	1	1	-	10	2.72
C16	Stomach	-	-	-	-	-	1	1	-	3	5	2	13	4	5	6	10	-	50	13.62
C17	Small Intestine	-	-	-	-	-	-	-	-	-	-	-	-	-	-	-	-	-	-	-
C18	Colon	-	-	-	-	-	-	-	-	-	-	2	1	-	-	1	1	-	5	1.36
C19-C20	Rectum	-	-	-	-	-	-	-	-	-	1	2	1	-	1	3	1	-	9	2.45
C21	Anus & Anal Canal	-	-	-	-	-	-	-	-	-	-	-	-	-	-	-	-	-	-	-
C22	Liver	-	-	-	1	-	-	-	-	1	-	2	5	3	-	3	4	-	19	5.18
C23-C24	Gallbladder etc.	-	-	-	-	-	-	-	-	1	-	1	-	1	1	-	2	-	6	1.63
C25	Pancreas	-	-	-	-	-	-	-	-	-	-	2	1	1	1	1	2	-	8	2.18
C30-C31	Nose, Sinuses etc.	-	-	-	-	-	-	-	-	-	-	-	-	-	1	-	-	-	1	0.27
C32	Larynx	-	-	-	-	-	-	-	-	-	-	-	-	-	-	1	-	-	1	0.27
C33-C34	Lung etc.	-	-	-	-	-	-	-	-	-	4	10	8	7	14	19	16	-	78	21.25
C37-C38	Other Thoracic Organs	-	-	-	-	-	-	-	-	-	-	-	-	-	-	-	-	-	-	-
C40-C41	Bone	-	1	-	-	-	1	-	-	-	-	-	-	-	1	-	-	-	3	0.82
C43	Melanoma of Skin	-	-	-	-	-	-	-	-	-	-	-	-	-	-	-	-	-	-	-
C44	Other Skin	-	-	-	-	-	-	-	-	-	-	-	-	-	-	-	1	-	1	0.27
C45	Mesothelioma	-	-	-	-	-	-	-	-	-	-	-	-	-	-	-	-	-	-	-
C46	Kaposi Sarcoma	-	-	-	-	-	-	-	-	-	-	-	-	-	-	-	-	-	-	-
C47+C49	Conn. & Soft Tissue	-	-	-	-	-	-	-	-	-	-	-	-	1	2	-	-	-	3	0.82
C50	Breast	-	-	-	-	-	-	-	1	4	4	3	2	-	-	1	5	-	20	5.45
C51	Vulva	-	-	-	-	-	-	-	-	-	-	-	1	-	-	-	1	-	2	0.54
C52	Vagina	-	-	-	-	-	-	-	-	-	-	-	-	-	-	-	-	-	-	-
C53	Cervix Uteri	-	-	-	-	1	1	2	4	4	3	7	-	2	1	2	1	-	28	7.63
C54	Corpus Uteri	-	-	-	-	-	-	-	-	-	-	-	-	2	-	-	-	-	2	0.54
C55	Uterus Unspecified	-	-	-	-	-	-	-	-	-	-	1	1	-	-	-	1	-	3	0.82
C56	Ovary etc.	-	-	-	-	-	-	-	2	1	1	4	1	-	-	1	1	-	11	3.00
C57	Other Female Genital	-	-	-	-	-	-	-	-	1	-	-	-	-	1	-	-	-	2	0.54
C58	Placenta	-	-	-	-	-	-	-	-	-	-	-	-	-	-	-	-	-	-	-
C64	Kidney etc.	-	-	-	-	-	-	-	-	-	-	-	-	-	-	-	-	-	-	-
C65	Renal Pelvis	-	-	-	-	-	-	-	-	-	-	-	-	-	-	-	-	-	-	-
C66	Ureter	-	-	-	-	-	-	-	-	-	-	-	-	-	-	-	-	-	-	-
C67	Bladder	-	-	-	-	-	-	-	-	-	-	-	-	-	-	-	-	-	-	-
C68	Uns. Urinary Organs	-	-	-	-	-	-	-	-	-	-	-	-	-	-	-	-	-	-	-
C69	Eye	-	-	-	-	-	-	-	-	-	-	-	-	-	-	-	-	-	-	-
C70-C72	Brain, Nervous System	-	-	-	-	-	-	1	-	-	1	1	-	-	-	2	-	1	6	1.63
C73	Thyroid	-	-	-	-	-	-	-	-	-	-	-	1	-	1	1	-	-	3	0.82
C74	Adrenal Gland	-	-	-	-	-	-	-	-	-	-	-	-	-	-	-	-	-	-	-
C81	Hodgkins Disease	-	-	-	-	-	-	-	-	-	-	-	-	-	-	-	-	-	-	-
C82-85,C96	NHL	-	-	-	-	-	-	-	-	-	-	1	-	-	-	3	1	-	5	1.36
C88	Malig Imn.Prol D	-	-	-	-	-	-	-	-	-	-	-	-	-	-	-	-	-	-	-
C90	Multiple Myeloma	-	-	-	-	-	-	-	-	-	-	-	-	-	-	-	-	-	-	-
C91	Lymphoid Leuk.	-	-	-	-	-	-	-	1	-	-	-	-	-	-	-	-	-	1	0.27
C92-C94	Myeloid Leukaemia	-	-	-	-	-	-	-	1	1	-	1	-	-	-	-	1	-	4	1.09
C95	Leukaemia Uns	-	-	-	-	1	-	-	-	1	-	-	-	-	-	-	-	-	2	0.54
O&U *	Other and Uns	1	-	-	-	-	-	-	3	2	10	10	8	8	7	9	18	-	76	20.71
	All Sites	1	1	-	2	2	3	4	14	20	29	51	46	31	37	55	70	1	367	100.00

TABLE: AIZ-8(a):
Average Annual Age Specific, Crude (CR), Age Adjusted (AAR) (with Standard Error (SE)) and
Truncated (35-64 Yrs) (TR) Mortality Rate per 100,000 population: 2006-2008 - Males
Aizawl District

ICD-10	0-4	5-9	10-14	15-19	20-24	25-29	30-34	35-39	40-44	45-49	50-54	55-59	60-64	65-69	70-74	>75	CR	AAR	SE	TR
C00	-	-	-	-	-	-	-	-	-	-	-	-	-	-	-	-	-	-	-	-
C01-C02	-	-	-	-	-	-	-	2.2	8.4	7.9	8.9	15.7	-	11.9	-	30.5	2.2	3.1	0.91	7.0
C03-C06	-	-	-	-	-	-	-	-	2.8	3.9	-	15.7	10.3	-	14.5	15.2	1.2	2.0	0.79	4.7
C07-C08	-	-	-	-	-	-	-	-	-	-	-	-	10.3	-	-	-	0.2	0.4	0.41	1.3
C09	-	-	-	-	-	-	-	-	-	3.9	4.4	-	10.3	-	-	-	0.5	0.9	0.53	2.8
C10	-	-	-	-	-	-	-	-	2.8	3.9	-	7.9	-	-	-	-	0.5	0.7	0.43	2.3
C11	-	-	-	-	-	-	-	-	2.8	7.9	4.4	-	-	-	14.5	-	0.9	1.2	0.52	2.8
C12-C13	-	-	-	-	-	-	-	-	11.2	7.9	22.2	7.9	51.6	11.9	29.0	61.0	4.1	6.8	1.45	15.0
C14	-	-	-	-	-	-	-	2.2	5.6	-	4.4	23.6	10.3	-	-	-	1.4	2.0	0.77	6.6
C15	-	-	-	-	-	1.7	-	2.2	28.0	51.2	75.5	133.7	51.6	47.4	72.6	91.4	13.5	20.9	2.43	51.8
C16	-	-	-	-	-	-	-	4.3	19.6	31.5	44.4	62.9	144.6	165.9	261.2	335.3	17.6	30.8	3.11	44.7
C17	-	-	-	-	-	-	-	-	-	3.9	-	-	-	-	-	-	0.2	0.2	0.24	0.8
C18	-	-	-	-	-	-	-	-	-	-	-	-	-	11.9	14.5	-	0.3	0.6	0.46	-
C19-C20	-	-	-	-	-	-	2.2	2.2	-	3.9	-	15.7	20.7	-	14.5	45.7	1.9	3.2	1.00	5.9
C21	-	-	-	-	-	-	-	-	-	-	-	-	-	-	-	-	-	-	-	-
C22	-	-	-	-	-	-	2.2	2.2	8.4	19.7	4.4	23.6	-	-	14.5	30.5	2.9	4.0	1.01	9.6
C23-C24	-	-	-	-	-	-	-	-	2.8	-	-	7.9	10.3	-	14.5	-	0.7	1.2	0.62	2.9
C25	-	-	-	-	-	-	-	-	-	-	4.4	-	20.7	11.9	14.5	-	0.9	1.7	0.78	3.4
C30-C31	2.0	-	-	-	-	-	-	-	-	-	4.4	-	-	-	-	-	0.3	0.5	0.33	0.7
C32	-	-	-	-	-	-	-	2.2	2.8	15.7	4.4	7.9	10.3	11.9	-	30.5	2.1	3.2	0.95	7.1
C33-C34	-	1.8	-	-	-	-	-	-	2.8	23.6	31.1	125.9	124.0	106.7	188.7	289.5	14.4	26.1	2.89	42.4
C37-C38	-	-	-	-	-	-	-	-	-	-	-	7.9	-	-	-	-	0.2	0.3	0.31	1.0
C40-C41	-	-	-	1.5	-	-	-	-	2.8	-	-	-	20.7	-	-	-	0.7	1.1	0.62	3.2
C43	-	-	-	-	-	-	-	-	-	-	-	-	-	-	-	-	-	-	-	-
C44	-	-	-	-	-	-	-	2.2	-	-	-	-	-	-	-	-	0.2	0.1	0.13	0.4
C45	-	-	-	-	-	-	-	-	-	-	-	-	-	-	-	-	-	-	-	-
C46	-	-	-	-	-	-	-	-	-	-	-	-	-	-	-	-	-	-	-	-
C47+C49	-	-	-	1.5	-	-	4.3	-	-	-	-	-	-	-	29.0	30.5	1.2	1.6	0.64	-
C50	-	-	-	-	-	-	-	-	-	-	-	-	-	-	-	-	-	-	-	-
C60	-	-	-	-	-	-	-	-	-	-	4.4	-	-	-	-	-	0.2	0.2	0.22	0.7
C61	-	-	-	-	-	-	-	-	-	-	-	-	-	11.9	29.0	30.5	0.9	1.5	0.69	-
C62	-	-	-	-	-	-	-	-	-	-	-	-	-	-	-	-	-	-	-	-
C63	-	-	-	-	-	-	-	-	-	-	-	-	-	-	-	-	-	-	-	-
C64	-	-	-	-	-	-	-	-	-	-	-	-	10.3	-	-	-	0.2	0.4	0.41	1.3
C65	-	-	-	-	-	-	-	-	-	-	-	-	-	-	-	-	-	-	-	-
C66	-	-	-	-	-	-	-	-	-	-	-	-	-	-	-	-	-	-	-	-
C67	-	-	-	-	-	-	-	-	-	-	-	15.7	-	-	14.5	30.5	0.9	1.5	0.68	2.0
C68	-	-	-	-	-	-	-	-	-	-	-	-	-	-	-	-	-	-	-	-
C69	-	-	-	-	-	-	-	-	-	-	-	-	-	-	14.5	-	0.2	0.3	0.29	-
C70-C72	-	-	-	-	1.4	-	-	2.2	-	-	-	7.9	-	11.9	-	-	0.7	0.9	0.50	1.4
C73	-	-	-	-	-	-	-	-	-	-	-	-	-	-	-	-	-	-	-	-
C74	-	-	1.6	-	-	-	-	-	-	-	-	-	-	-	-	-	0.2	0.1	0.15	-
C81	-	-	-	-	-	-	-	-	-	-	-	-	-	-	-	-	-	-	-	-
C82-85,C96	-	-	-	-	1.4	-	-	-	-	-	-	7.9	-	-	-	-	0.3	0.4	0.33	1.0
C88	-	-	-	-	-	-	-	-	-	-	-	-	-	-	-	-	-	-	-	-
C90	-	-	-	-	-	-	-	-	-	-	-	-	-	-	-	-	-	-	-	-
C91	-	-	-	-	-	-	-	-	-	-	-	-	-	-	-	-	-	-	-	-
C92-C94	-	1.8	-	3.0	-	1.7	-	2.2	-	3.9	4.4	15.7	10.3	11.9	-	-	1.9	2.6	0.84	5.3
C95	-	-	-	-	1.4	1.7	2.2	-	5.6	-	-	-	10.3	-	-	15.2	1.2	1.4	0.61	2.4
O&U *	2.0	-	-	-	-	-	-	4.3	14.0	31.5	40.0	70.8	31.0	94.8	130.6	411.5	13.9	23.0	2.61	29.2
All	4.1	3.6	1.6	6.0	4.1	5.2	10.8	28.2	120.3	220.5	261.9	574.2	557.8	509.6	870.8	1447.7	88.3	145.1	6.59	259.7

TABLE: AIZ-8(b):
Average Annual Age Specific, Crude (CR), Age Adjusted (AAR) (with Standard Error (SE)) and
Truncated (35-64 Yrs) (TR) Mortality Rate per 100,000 population: 2006-2008 - Females
Aizawl District

ICD-10	0-4	5-9	10-14	15-19	20-24	25-29	30-34	35-39	40-44	45-49	50-54	55-59	60-64	65-69	70-74	>75	CR	AAR	SE	TR
C00	-	-	-	-	-	-	-	2.3	-	-	-	-	-	-	-	-	0.2	0.1	0.14	0.4
C01-C02	-	-	-	-	-	-	-	-	-	-	-	-	-	-	15.2	-	0.2	0.3	0.30	-
C03-C06	-	-	-	-	-	-	-	-	-	-	-	-	-	-	-	12.3	0.2	0.2	0.25	-
C07-C08	-	-	-	-	-	-	-	-	-	-	-	-	-	-	-	-	-	-	-	-
C09	-	-	-	-	-	-	-	-	-	-	-	-	-	-	-	-	-	-	-	-
C10	-	-	-	-	-	-	-	-	-	-	-	-	-	-	-	-	-	-	-	-
C11	-	-	-	1.4	-	-	-	-	-	-	-	-	-	-	-	24.5	0.5	0.6	0.37	-
C12-C13	-	-	-	-	-	-	-	-	-	-	-	-	-	11.8	-	-	0.2	0.4	0.35	-
C14	-	-	-	-	-	-	-	-	-	-	-	-	10.0	-	-	-	0.2	0.4	0.40	1.3
C15	-	-	-	-	-	-	-	2.3	3.0	-	10.2	25.8	10.0	-	15.2	12.3	1.8	2.8	0.92	7.3
C16	-	-	-	-	-	1.9	2.5	-	9.0	21.7	10.2	111.7	39.9	59.0	91.4	122.6	8.9	14.8	2.14	27.1
C17	-	-	-	-	-	-	-	-	-	-	-	-	-	-	-	-	-	-	-	-
C18	-	-	-	-	-	-	-	-	-	-	10.2	8.6	-	-	15.2	12.3	0.9	1.4	0.63	2.8
C19-C20	-	-	-	-	-	-	-	-	-	4.3	10.2	8.6	-	11.8	45.7	12.3	1.6	2.6	0.88	3.6
C21	-	-	-	-	-	-	-	-	-	-	-	-	-	-	-	-	-	-	-	-
C22	-	-	-	1.4	-	-	-	-	3.0	-	10.2	43.0	29.9	-	45.7	49.0	3.4	5.6	1.33	11.6
C23-C24	-	-	-	-	-	-	-	-	3.0	-	5.1	-	10.0	11.8	-	24.5	1.1	1.7	0.71	2.7
C25	-	-	-	-	-	-	-	-	-	-	10.2	8.6	10.0	11.8	15.2	24.5	1.4	2.4	0.86	4.0
C30-C31	-	-	-	-	-	-	-	-	-	-	-	-	-	11.8	-	-	0.2	0.4	0.35	-
C32	-	-	-	-	-	-	-	-	-	-	-	-	-	-	15.2	-	0.2	0.3	0.30	-
C33-C34	-	-	-	-	-	-	-	-	17.3	51.1	68.8	69.8	165.2	289.4	196.1	13.9	23.8	2.73	29.5	
C37-C38	-	-	-	-	-	-	-	-	-	-	-	-	-	-	-	-	-	-	-	-
C40-C41	-	1.9	-	-	-	1.9	-	-	-	-	-	-	-	11.8	-	-	0.5	0.7	0.43	-
C43	-	-	-	-	-	-	-	-	-	-	-	-	-	-	-	-	-	-	-	-
C44	-	-	-	-	-	-	-	-	-	-	-	-	-	-	-	12.3	0.2	0.2	0.25	-
C45	-	-	-	-	-	-	-	-	-	-	-	-	-	-	-	-	-	-	-	-
C46	-	-	-	-	-	-	-	-	-	-	-	-	-	-	-	-	-	-	-	-
C47+C49	-	-	-	-	-	-	-	-	-	-	-	-	10.0	23.6	-	-	0.5	1.1	0.64	1.3
C50	-	-	-	-	-	-	-	2.3	12.0	17.3	15.3	17.2	-	-	15.2	61.3	3.6	4.9	1.12	10.8
C51	-	-	-	-	-	-	-	-	-	-	-	8.6	-	-	-	12.3	0.4	0.6	0.42	1.1
C52	-	-	-	-	-	-	-	-	-	-	-	-	-	-	-	-	-	-	-	-
C53	-	-	-	-	1.4	1.9	4.9	9.3	12.0	13.0	35.8	-	19.9	11.8	30.5	12.3	5.0	6.4	1.28	15.0
C54	-	-	-	-	-	-	-	-	-	-	-	-	19.9	-	-	-	0.4	0.8	0.56	2.6
C55	-	-	-	-	-	-	-	-	-	-	5.1	8.6	-	-	-	12.3	0.5	0.8	0.49	1.9
C56	-	-	-	-	-	-	-	4.6	3.0	4.3	20.4	8.6	-	-	15.2	12.3	2.0	2.6	0.82	6.7
C57	-	-	-	-	-	-	-	-	3.0	-	-	-	-	11.8	-	-	0.4	0.5	0.40	0.6
C58	-	-	-	-	-	-	-	-	-	-	-	-	-	-	-	-	-	-	-	-
C64	-	-	-	-	-	-	-	-	-	-	-	-	-	-	-	-	-	-	-	-
C65	-	-	-	-	-	-	-	-	-	-	-	-	-	-	-	-	-	-	-	-
C66	-	-	-	-	-	-	-	-	-	-	-	-	-	-	-	-	-	-	-	-
C67	-	-	-	-	-	-	-	-	-	-	-	-	-	-	-	-	-	-	-	-
C68	-	-	-	-	-	-	-	-	-	-	-	-	-	-	-	-	-	-	-	-
C69	-	-	-	-	-	-	-	-	-	-	-	-	-	-	-	-	-	-	-	-
C70-C72	-	-	-	-	-	-	2.5	-	-	4.3	5.1	-	-	-	30.5	-	1.1	1.3	0.58	1.7
C73	-	-	-	-	-	-	-	-	-	-	-	8.6	-	11.8	15.2	-	0.5	1.0	0.58	1.1
C74	-	-	-	-	-	-	-	-	-	-	-	-	-	-	-	-	-	-	-	-
C81	-	-	-	-	-	-	-	-	-	-	-	-	-	-	-	-	-	-	-	-
C82-85,C96	-	-	-	-	-	-	-	-	-	-	5.1	-	-	-	45.7	12.3	0.9	1.4	0.64	0.8
C88	-	-	-	-	-	-	-	-	-	-	-	-	-	-	-	-	-	-	-	-
C90	-	-	-	-	-	-	-	-	-	-	-	-	-	-	-	-	-	-	-	-
C91	-	-	-	-	-	-	-	2.3	-	-	-	-	-	-	-	-	0.2	0.1	0.14	0.4
C92-C94	-	-	-	-	-	-	-	2.3	3.0	-	5.1	-	-	-	-	12.3	0.7	0.8	0.42	1.9
C95	-	-	-	-	1.4	-	-	-	3.0	-	-	-	-	-	-	-	0.4	0.3	0.21	0.6
O&U*	2.1	-	-	-	-	-	-	7.0	6.0	43.4	51.1	68.8	79.7	82.6	137.1	220.6	13.6	21.8	2.55	38.3
All	2.1	1.9	-	2.9	2.8	5.6	9.9	32.5	59.9	125.8	260.5	395.4	309.0	436.6	837.6	858.1	65.4	103.5	5.54	175.1

TABLE: AIZ-9(a): Cumulative Rate (Cu.Rate%) & Cumulative Risk (Cu.Risk) of individual sites (ICD-10) based on age specific rates (from 0-64 years and from 0-74 years) : 2006-2008 - Males
Aizawl District

ICD-10	Site	0 - 64 Years		0 - 74 Years	
		Cu. Rate %	Cu. Risk	Cu. Rate%	Cu. Risk
C00	Lip	0.00	0.00	0.00	0.00
C01-C02	Tongue	0.36	0.35	0.41	0.41
C03-C06	Mouth	0.20	0.20	0.42	0.42
C07-C08	Salivary Gland	0.05	0.05	0.05	0.05
C09	Tonsil	0.28	0.28	0.41	0.41
C10	Oth. Oropharynx	0.11	0.11	0.25	0.25
C11	Nasopharynx	0.45	0.45	0.57	0.57
C12-C13	Hypopharynx	1.11	1.10	1.43	1.44
C14	Pharynx Unspecified	0.27	0.27	0.33	0.33
C15	Oesophagus	2.80	2.76	3.65	3.72
C16	Stomach	3.07	3.03	6.53	6.75
C17	Small Intestine	0.00	0.00	0.00	0.00
C18	Colon	0.16	0.16	0.33	0.33
C19-C20	Rectum	0.42	0.42	0.76	0.76
C21	Anus & Anal Canal	0.00	0.00	0.00	0.00
C22	Liver	0.39	0.39	0.63	0.64
C23-C24	Gallbladder etc.	0.11	0.11	0.17	0.17
C25	Pancreas	0.05	0.05	0.31	0.32
C30-C31	Nose, Sinuses etc.	0.03	0.03	0.03	0.03
C32	Larynx	0.48	0.48	0.85	0.86
C33-C34	Lung etc.	2.04	2.02	4.13	4.21
C37-C38	Other Thoracic Organs	0.00	0.00	0.00	0.00
C40-C41	Bone	0.08	0.08	0.08	0.08
C43	Melanoma of Skin	0.00	0.00	0.00	0.00
C44	Other Skin	0.07	0.07	0.07	0.07
C45	Mesothelioma	0.00	0.00	0.00	0.00
C46	Kaposi Sarcoma	0.00	0.00	0.00	0.00
C47 + C49	Conn. & Soft Tissue	0.09	0.09	0.16	0.16
C50	Breast	0.05	0.05	0.17	0.17
C60	Penis	0.04	0.04	0.04	0.04
C61	Prostate	0.01	0.01	0.36	0.36
C62	Testis	0.05	0.05	0.05	0.05
C63	Other Male Genital	0.00	0.00	0.00	0.00
C64	Kidney, etc.	0.02	0.02	0.02	0.02
C65	Renal Pelvis	0.00	0.00	0.00	0.00
C66	Ureter	0.00	0.00	0.00	0.00
C67	Bladder	0.09	0.09	0.22	0.22
C68	Uns.Urinary Organs	0.00	0.00	0.00	0.00
C69	Eye	0.06	0.06	0.06	0.06
C70-C72	Brain, Nervous System	0.07	0.07	0.19	0.19
C73	Thyroid	0.11	0.11	0.24	0.24
C74	Adrenal Gland	0.01	0.01	0.01	0.01
C81	Hodgkins Disease	0.01	0.01	0.01	0.01
C82-85,C96	NHL	0.19	0.19	0.25	0.25
C88	Malig Immn.Prol D	0.00	0.00	0.00	0.00
C90	Multiple Myeloma	0.00	0.00	0.00	0.00
C91	Lymphoid Leuk.	0.07	0.07	0.07	0.07
C92-C94	Myeloid Leukaemia	0.38	0.38	0.51	0.51
C95	Leukaemia Uns	0.13	0.13	0.13	0.13
O&U *	Other and Uns	1.73	1.72	3.09	3.14
	All Sites	15.65	14.49	27.48	24.03

TABLE: AIZ-9(b): Cumulative Rate (Cu.Rate%) & Cumulative Risk (Cu.Risk) of individual sites (ICD-10) based on age specific rates (from 0-64 years and from 0-74 years) : 2006-2008 - Females
Aizawl District

ICD-10	Site	0 - 64 Years		0 - 74 Years	
		Cu. Rate %	Cu. Risk	Cu. Rate%	Cu. Risk
C00	Lip	0.01	0.01	0.01	0.01
C01-C02	Tongue	0.00	0.00	0.08	0.08
C03-C06	Mouth	0.07	0.07	0.07	0.07
C07-C08	Salivary Gland	0.00	0.00	0.06	0.06
C09	Tonsil	0.01	0.01	0.09	0.09
C10	Oth. Oropharynx	0.09	0.09	0.14	0.14
C11	Nasopharynx	0.38	0.38	0.50	0.50
C12-C13	Hypopharynx	0.06	0.06	0.06	0.06
C14	Pharynx Unspecified	0.05	0.05	0.05	0.05
C15	Oesophagus	0.31	0.31	0.45	0.45
C16	Stomach	1.23	1.22	3.07	3.11
C17	Small Intestine	0.00	0.00	0.08	0.08
C18	Colon	0.22	0.22	0.37	0.37
C19-C20	Rectum	0.35	0.35	0.95	0.95
C21	Anus & Anal Canal	0.04	0.04	0.12	0.12
C22	Liver	0.45	0.45	0.87	0.87
C23-C24	Gallbladder etc.	0.30	0.29	0.47	0.47
C25	Pancreas	0.26	0.26	0.45	0.45
C30-C31	Nose, Sinuses etc.	0.05	0.05	0.17	0.17
C32	Larynx	0.06	0.06	0.29	0.29
C33-C34	Lung etc.	1.99	1.97	4.95	5.08
C37-C38	Other Thoracic Organs	0.00	0.00	0.00	0.00
C40-C41	Bone	0.02	0.02	0.08	0.08
C43	Melanoma of Skin	0.00	0.00	0.00	0.00
C44	Other Skin	0.19	0.19	0.33	0.33
C45	Mesothelioma	0.00	0.00	0.00	0.00
C46	Kaposi Sarcoma	0.00	0.00	0.00	0.00
C47+C49	Conn. & Soft Tissue	0.06	0.06	0.06	0.06
C50	Breast	1.84	1.83	2.49	2.52
C51	Vulva	0.12	0.12	0.12	0.12
C52	Vagina	0.04	0.04	0.04	0.04
C53	Cervix Uteri	1.88	1.86	2.24	2.26
C54	Corpus Uteri	0.13	0.13	0.19	0.19
C55	Uterus Unspecified	0.07	0.07	0.07	0.07
C56	Ovary etc.	0.33	0.33	0.41	0.41
C57	Other Female Genital	0.01	0.01	0.07	0.07
C58	Placenta	0.02	0.02	0.02	0.02
C64	Kidney etc.	0.04	0.04	0.04	0.04
C65	Renal Pelvis	0.00	0.00	0.00	0.00
C66	Ureter	0.00	0.00	0.00	0.00
C67	Bladder	0.13	0.13	0.19	0.19
C68	Uns.Urinary Organs	0.00	0.00	0.00	0.00
C69	Eye	0.01	0.01	0.01	0.01
C70-C72	Brain, Nervous System	0.05	0.05	0.26	0.26
C73	Thyroid	0.38	0.38	0.53	0.53
C74	Adrenal Gland	0.00	0.00	0.00	0.00
C81	Hodgkins Disease	0.00	0.00	0.00	0.00
C82-85,C96	NHL	0.11	0.11	0.33	0.33
C88	Malig Imn.Prol D	0.00	0.00	0.00	0.00
C90	Multiple Myeloma	0.03	0.03	0.03	0.03
C91	Lymphoid Leuk.	0.03	0.03	0.03	0.03
C92-C94	Myeloid Leukaemia	0.11	0.11	0.11	0.11
C95	Leukaemia Uns	0.03	0.03	0.03	0.03
O&U *	Other and Uns	1.70	1.69	3.21	3.26
	All Sites	13.25	12.41	24.45	21.69

Figure MIO-1
Population Pyramid showing Age Distribution: 2006-2008
Mizoram State - Excl. Aizawl District

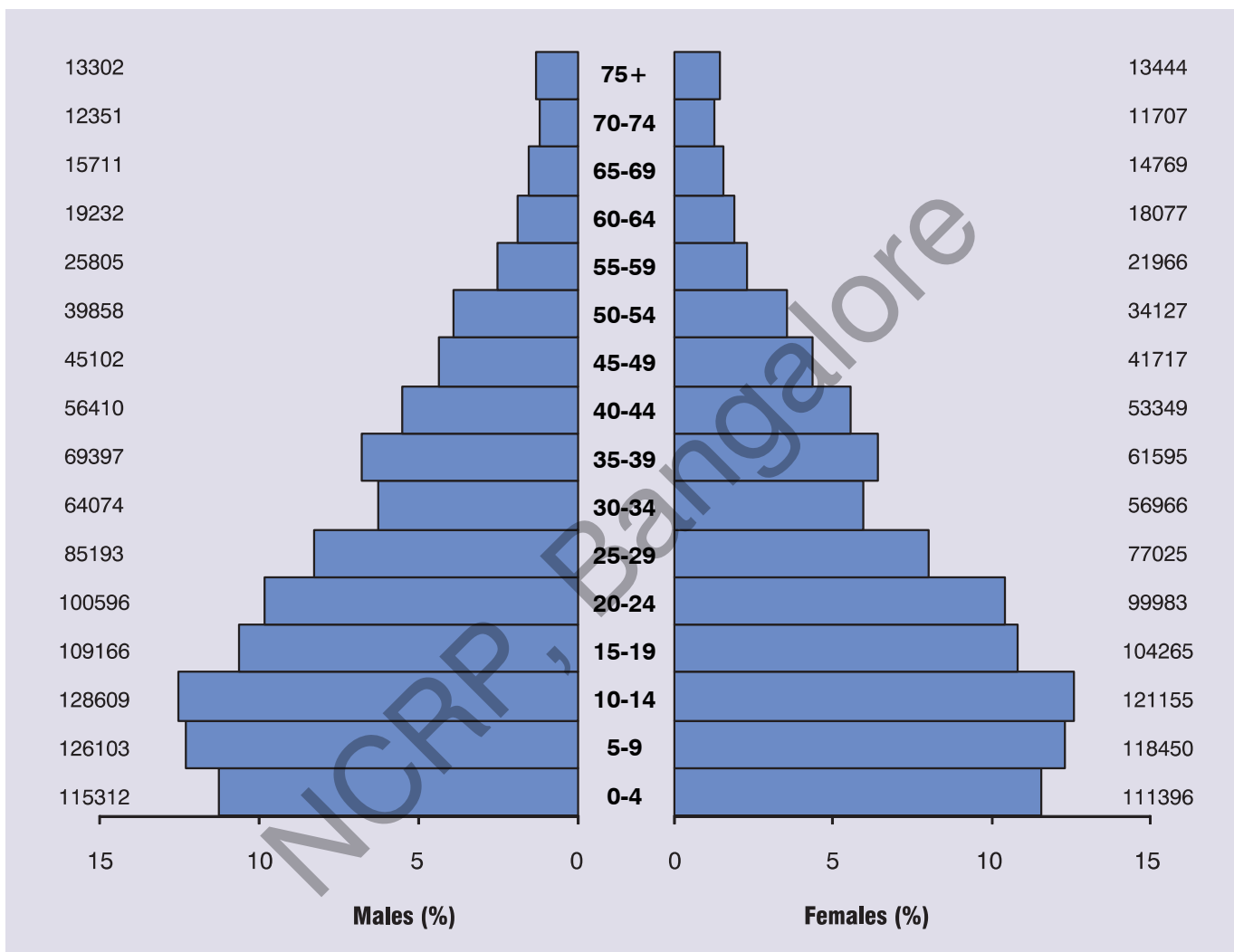


TABLE MIO-1
Population by Five Year Age Group and Gender: 2006-2008
Number and Relative Proportion (%)
Mizoram State - Excl. Aizawl District

Age Group	Males		Females	
	Number	%	Number	%
0-4	115312	11.2	111396	11.6
5-9	126103	12.3	118450	12.3
10-14	128609	12.5	121155	12.6
15-19	109166	10.6	104265	10.9
20-24	100596	9.8	99983	10.4
25-29	85193	8.3	77025	8.0
30-34	64074	6.2	56966	5.9
35-39	69397	6.8	61595	6.4
40-44	56410	5.5	53349	5.6
45-49	45102	4.4	41717	4.3
50-54	39858	3.9	34127	3.6
55-59	25805	2.5	21966	2.3
60-64	19232	1.9	18077	1.9
65-69	15711	1.5	14769	1.5
70-74	12351	1.2	11707	1.2
75+	13302	1.3	13444	1.4
Total	1026223	100.0	959994	100.0

**TABLE MIO-3 (a): Number of Incident Cancers by Five Year Age Group and Site (ICD-10):
2006-2008 – Males**

% = Relative Proportion of Cancers of All Sites

Mizoram State - Excl. Aizawl District

ICD-10	Site	0-4	5-9	10-14	15-19	20-24	25-29	30-34	35-39	40-44	45-49	50-54	55-59	60-64	65-69	70-74	75+	Unkn	Total	%
C00	Lip	-	-	-	-	-	-	-	1	1	-	-	1	-	-	-	-	-	3	0.32
C01-C02	Tongue	-	-	-	-	-	-	-	-	3	3	2	3	-	-	1	-	-	12	1.30
C03-C06	Mouth	-	-	-	-	-	-	-	2	1	2	3	2	1	1	-	2	-	14	1.52
C07-C08	Salivary Gland	-	-	-	-	-	-	-	1	-	-	-	-	-	-	-	-	-	1	0.11
C09	Tonsil	-	-	-	-	-	-	-	-	-	1	1	-	-	-	-	-	-	2	0.22
C10	Oth. Oropharynx	-	-	-	-	-	-	-	1	-	2	2	2	1	-	1	-	-	9	0.97
C11	Nasopharynx	-	-	-	-	-	3	-	1	2	2	6	3	3	8	-	-	-	28	3.03
C12-C13	Hypopharynx	-	-	-	-	-	-	-	1	8	7	4	7	10	1	-	-	-	38	4.11
C14	Pharynx Unspecified	-	-	-	-	-	-	-	-	2	1	2	1	-	-	1	2	-	9	0.97
C15	Oesophagus	-	-	-	-	-	-	-	3	11	16	21	11	14	8	5	1	-	90	9.74
C16	Stomach	-	-	-	-	-	-	3	4	20	13	30	38	31	31	30	32	-	232	25.11
C17	Small Intestine	-	-	-	-	-	-	-	-	1	-	-	-	-	2	-	-	-	3	0.32
C18	Colon	-	-	-	-	-	-	1	1	1	1	1	2	-	-	1	1	-	9	0.97
C19-C20	Rectum	-	-	-	-	1	-	-	3	-	-	2	3	3	2	2	2	-	18	1.95
C21	Anus & Anal Canal	-	-	-	-	-	-	-	-	-	-	-	-	-	-	-	-	-	-	-
C22	Liver	-	-	-	-	1	1	5	3	4	5	2	4	6	5	5	4	-	45	4.87
C23-C24	Gallbladder etc.	-	-	-	-	1	-	-	1	-	-	2	1	-	1	-	-	-	6	0.65
C25	Pancreas	-	-	-	-	-	-	-	-	-	1	2	1	-	-	-	-	-	4	0.43
C30-C31	Nose, Sinuses etc.	-	-	-	-	-	-	-	-	-	-	1	-	-	1	-	-	-	2	0.22
C32	Larynx	-	-	-	-	-	-	-	-	3	-	2	6	-	1	-	-	-	12	1.30
C33-C34	Lung etc.	-	-	-	-	-	1	2	2	6	5	12	12	16	20	22	18	-	116	12.55
C37-C38	Other Thoracic Organs	-	-	-	-	-	-	-	-	-	-	-	-	-	-	-	-	-	-	-
C40-C41	Bone	-	-	-	-	1	-	-	-	-	1	-	2	-	-	-	-	-	4	0.43
C43	Melanoma of Skin	-	-	-	-	-	-	-	-	-	-	-	-	-	-	-	-	-	-	-
C44	Other Skin	-	-	-	-	1	-	-	-	-	-	-	-	1	1	1	4	-	8	0.87
C45	Mesothelioma	-	-	-	-	-	-	-	-	-	-	-	-	-	-	-	-	-	-	-
C46	Kaposi Sarcoma	-	-	-	-	-	-	-	-	-	-	-	-	-	-	-	-	-	-	-
C47+C49	Conn. & Soft Tissue	-	-	-	-	-	-	-	-	1	-	-	1	1	-	1	2	-	6	0.65
C50	Breast	-	-	-	-	-	-	-	-	-	-	-	-	-	-	-	-	-	-	-
C60	Penis	-	-	-	-	-	-	1	-	-	2	-	1	1	1	1	-	-	7	0.76
C61	Prostate	-	-	-	-	-	-	-	-	-	-	-	-	-	1	3	6	-	10	1.08
C62	Testis	1	-	-	1	-	-	-	-	-	1	-	-	-	-	-	-	-	3	0.32
C63	Other Male Genital	-	-	-	-	-	-	-	-	-	-	-	-	-	-	-	-	-	-	-
C64	Kidney etc.	3	-	-	-	-	-	-	-	1	-	-	-	-	-	-	1	-	5	0.54
C65	Renal Pelvis	-	-	-	-	-	-	-	-	-	-	-	-	-	-	-	-	-	-	-
C66	Ureter	-	-	-	-	-	-	-	-	-	-	-	-	-	-	-	-	-	-	-
C67	Bladder	-	-	-	-	-	2	-	-	-	1	-	-	1	-	1	1	-	6	0.65
C68	Uns. Urinary Organs	-	-	-	-	-	-	-	-	-	-	-	-	-	-	-	-	-	-	-
C69	Eye	2	-	-	-	-	-	-	-	-	-	-	-	-	-	-	-	-	2	0.22
C70-C72	Brain, Nervous System	-	-	-	1	-	1	-	1	1	1	-	-	1	1	-	-	-	7	0.76
C73	Thyroid	-	-	-	-	-	1	-	-	-	1	2	-	-	-	1	-	-	5	0.54
C74	Adrenal Gland	-	-	-	-	-	-	-	-	-	-	-	-	-	-	-	-	-	-	-
C81	Hodgkins Disease	-	-	-	-	-	-	1	-	-	-	-	-	-	-	-	-	-	1	0.11
C82-85,C96	NHL	-	-	-	1	-	-	-	-	2	-	-	1	1	2	-	2	-	9	0.97
C88	Malig Imn.Prol D	-	-	-	-	-	-	-	-	-	-	-	-	-	-	-	-	-	-	-
C90	Multiple Myeloma	-	-	-	-	-	-	-	-	-	-	-	-	-	-	-	-	-	-	-
C91	Lymphoid Leuk.	1	-	1	-	-	-	-	-	-	1	1	-	-	-	-	-	-	4	0.43
C92-C94	Myeloid Leukaemia	2	1	-	-	2	3	-	2	3	2	1	2	-	-	-	-	-	18	1.95
C95	Leukaemia Uns	1	1	2	1	-	-	-	1	-	1	-	-	1	-	-	-	-	8	0.87
O&U *	Other and Uns	2	-	1	2	-	2	1	4	16	14	20	25	19	19	15	28	-	168	18.18
	All Sites	12	2	4	6	7	14	14	32	87	84	117	130	112	105	92	106	-	924	100.0

* O&U includes the Sites (ICD-10: C26, C39, C48, C75, C76, C77, C78, C79, C80, C97)

**TABLE MIO-3 (b): Number of Incident Cancers by Five Year Age Group and Site (ICD-10):
2006-2008 – Females**

% = Relative Proportion of Cancers of All Sites

Mizoram State - Excl. Aizawl District

ICD-10	Site	0-4	5-9	10-14	15-19	20-24	25-29	30-34	35-39	40-44	45-49	50-54	55-59	60-64	65-69	70-74	75+	Unkn	Total	%
C00	Lip	-	-	-	-	-	1	-	-	-	-	1	1	-	-	-	-	-	3	0.39
C01-C02	Tongue	-	-	-	-	-	-	-	1	-	-	-	2	-	-	1	-	-	4	0.52
C03-C06	Mouth	-	-	-	-	-	-	-	1	3	-	-	-	1	-	1	-	-	6	0.79
C07-C08	Salivary Gland	-	-	-	-	-	-	-	-	-	-	-	-	-	-	1	-	-	1	0.13
C09	Tonsil	-	-	-	-	-	1	-	-	-	-	-	1	-	1	-	-	-	3	0.39
C10	Oth. Oropharynx	-	-	-	-	-	-	-	-	-	-	1	-	1	-	-	-	-	2	0.26
C11	Nasopharynx	-	-	-	-	-	-	-	-	-	3	3	2	-	-	2	-	-	10	1.31
C12-C13	Hypopharynx	-	-	-	-	-	-	-	-	1	-	1	1	-	-	-	-	-	3	0.39
C14	Pharynx Unspecified	-	-	-	-	-	-	-	1	1	-	1	1	-	1	1	1	-	7	0.92
C15	Oesophagus	-	-	-	-	-	-	1	-	1	3	1	-	2	1	2	1	-	12	1.57
C16	Stomach	-	-	-	-	-	2	3	2	4	8	12	18	18	12	19	8	-	106	13.87
C17	Small Intestine	-	-	-	-	-	-	-	-	-	-	-	-	-	-	-	-	-	-	-
C18	Colon	-	-	-	-	-	-	-	1	-	1	2	-	1	1	-	-	-	6	0.79
C19-C20	Rectum	-	-	1	-	-	1	1	1	2	-	5	1	-	2	2	2	-	18	2.36
C21	Anus & Anal Canal	-	-	-	-	-	-	-	-	-	-	-	-	-	-	-	-	-	-	-
C22	Liver	-	-	-	-	-	-	-	3	-	5	2	3	6	4	2	3	-	28	3.66
C23-C24	Gallbladder etc.	-	-	-	-	-	-	1	1	1	2	-	4	-	2	1	-	-	12	1.57
C25	Pancreas	-	-	-	-	-	-	-	-	-	1	4	1	-	-	-	-	-	6	0.79
C30-C31	Nose, Sinuses etc.	-	-	-	-	1	-	-	1	-	-	-	-	-	-	-	-	-	2	0.26
C32	Larynx	-	-	-	-	-	-	-	-	-	-	1	-	-	-	-	2	-	3	0.39
C33-C34	Lung etc.	-	-	-	-	-	-	-	1	5	1	9	19	28	19	7	16	-	105	13.74
C37-C38	Other Thoracic Organs	-	-	-	-	-	-	-	-	-	-	-	-	-	-	-	-	-	-	-
C40-C41	Bone	-	-	-	1	-	1	-	-	-	-	1	-	1	1	-	1	-	6	0.79
C43	Melanoma of Skin	-	-	-	-	-	-	-	-	-	-	-	-	-	-	-	-	-	-	-
C44	Other Skin	1	-	-	-	-	-	-	-	-	-	1	1	3	-	3	1	-	10	1.31
C45	Mesothelioma	-	-	-	-	-	-	-	-	-	-	-	-	-	-	-	-	-	-	-
C46	Kaposi Sarcoma	-	-	-	-	-	-	-	-	-	-	-	-	-	-	-	-	-	-	-
C47+C49	Conn. & Soft Tissue	-	-	-	-	1	1	1	-	2	-	-	1	-	1	-	1	-	8	1.05
C50	Breast	-	-	-	-	1	1	8	8	7	9	12	5	8	8	2	1	-	70	9.16
C51	Vulva	-	-	-	-	-	-	-	-	-	1	-	2	-	-	-	1	-	4	0.52
C52	Vagina	-	-	-	-	-	-	-	-	-	-	-	-	-	-	-	-	-	-	-
C53	Cervix Uteri	-	-	-	-	-	3	10	16	25	22	13	11	2	5	3	-	-	110	14.40
C54	Corpus Uteri	-	-	-	-	-	-	-	-	-	1	2	2	3	-	-	-	-	8	1.05
C55	Uterus Unspecified	-	-	-	-	-	-	-	-	-	2	-	-	-	1	-	-	-	3	0.39
C56	Ovary etc.	-	1	-	1	2	-	-	1	4	4	2	1	-	2	-	-	-	18	2.36
C57	Other Female Genital	-	-	-	-	-	-	-	-	1	-	-	-	-	-	-	-	-	1	0.13
C58	Placenta	-	-	-	1	-	3	-	2	-	-	1	-	-	-	-	-	-	7	0.92
C64	Kidney etc.	1	-	-	-	-	-	-	-	-	-	-	-	-	-	-	-	-	1	0.13
C65	Renal Pelvis	-	-	-	-	-	-	-	-	-	-	-	-	-	-	-	-	-	-	-
C66	Ureter	-	-	-	-	-	-	-	-	-	-	-	-	-	-	-	-	-	-	-
C67	Bladder	-	-	-	-	-	-	-	-	-	-	-	1	-	3	-	1	-	5	0.65
C68	Uns. Urinary Organs	-	-	-	-	-	-	-	-	-	-	-	-	-	-	-	-	-	-	-
C69	Eye	2	-	-	-	-	-	-	-	-	-	-	-	-	-	1	-	-	3	0.39
C70-C72	Brain, Nervous System	-	-	-	-	-	-	-	-	-	-	-	-	-	-	-	-	-	-	-
C73	Thyroid	-	-	-	2	-	1	-	2	1	4	-	2	-	1	-	-	-	13	1.70
C74	Adrenal Gland	-	-	-	-	-	-	-	-	-	-	-	-	-	-	-	-	-	-	-
C81	Hodgkins Disease	-	-	-	-	-	-	-	-	-	-	-	-	-	-	-	-	-	-	-
C82-85,C96	NHL	-	-	-	-	-	-	-	-	-	2	-	-	-	1	-	-	-	3	0.39
C88	Malig Imn.Prol D	-	-	-	-	-	-	-	-	-	-	-	-	-	-	-	-	-	-	-
C90	Multiple Myeloma	-	-	-	-	-	-	-	-	-	1	-	-	-	-	-	-	-	1	0.13
C91	Lymphoid Leuk.	3	2	-	-	-	-	-	-	-	-	-	-	-	-	-	-	-	5	0.65
C92-C94	Myeloid Leukaemia	2	-	1	-	1	-	-	-	1	1	1	1	-	1	1	-	-	10	1.31
C95	Leukaemia Uns	2	-	-	-	-	1	-	1	-	1	-	2	-	-	-	1	-	8	1.05
O&U *	Other and Uns	-	-	2	-	1	1	3	4	15	17	14	8	16	22	8	22	-	133	17.41
	All Sites	11	3	4	5	7	17	28	47	74	89	90	91	90	89	57	62	-	764	100.0

* O&U includes the Sites (ICD-10: C26, C39, C48, C75, C76, C77, C78, C79, C80, C97)

TABLE MIO-4(a):
Average Annual Age Specific, Crude (CR), Age Adjusted (AAR) (with Standard Error (SE)) and
Truncated (35-64 yrs) (TR) Incidence Rate per 100,000 population: 2006-2008 - Males
Mizoram State - Excl. Aizawl District

ICD-10	0-4	5-9	10-14	15-19	20-24	25-29	30-34	35-39	40-44	45-49	50-54	55-59	60-64	65-69	70-74	>75	CR	AAR	SE	TR
C00	-	-	-	-	-	-	-	1.4	1.8	-	-	3.9	-	-	-	-	0.3	0.35	0.21	1.1
C01-C02	-	-	-	-	-	-	-	-	5.3	6.7	5.0	11.6	-	-	8.1	-	1.2	1.60	0.47	4.6
C03-C06	-	-	-	-	-	-	-	2.9	1.8	4.4	7.5	7.8	5.2	6.4	-	15.0	1.4	1.93	0.53	4.6
C07-C08	-	-	-	-	-	-	-	1.4	-	-	-	-	-	-	-	-	0.1	0.09	0.09	0.3
C09	-	-	-	-	-	-	-	-	-	2.2	2.5	-	-	-	-	-	0.2	0.26	0.18	0.8
C10	-	-	-	-	-	-	-	1.4	-	4.4	5.0	7.8	5.2	-	8.1	-	0.9	1.28	0.44	3.6
C11	-	-	-	-	-	3.5	-	1.4	3.5	4.4	15.1	11.6	15.6	51.0	-	-	2.7	4.22	0.82	7.8
C12-C13	-	-	-	-	-	-	-	1.4	14.2	15.5	10.0	27.1	52.0	6.4	-	-	3.7	5.73	0.96	17.9
C14	-	-	-	-	-	-	-	-	3.5	2.2	5.0	3.9	-	-	8.1	15.0	0.9	1.21	0.41	2.4
C15	-	-	-	-	-	-	-	4.3	19.5	35.5	52.7	42.6	72.8	51.0	40.5	7.5	8.8	13.30	1.44	34.9
C16	-	-	-	-	-	-	4.7	5.8	35.5	28.8	75.3	147.3	161.3	197.5	243.1	240.7	22.6	36.20	2.42	65.5
C17	-	-	-	-	-	-	-	-	1.8	-	-	-	-	12.7	-	-	0.3	0.49	0.29	0.3
C18	-	-	-	-	-	-	1.6	1.4	1.8	2.2	2.5	7.8	-	-	8.1	7.5	0.9	1.17	0.40	2.5
C19-C20	-	-	-	-	1.0	-	-	4.3	-	-	5.0	11.6	15.6	12.7	16.2	15.0	1.8	2.69	0.66	5.2
C21	-	-	-	-	-	-	-	-	-	-	-	-	-	-	-	-	-	-	-	-
C22	-	-	-	-	1.0	1.2	7.8	4.3	7.1	11.1	5.0	15.5	31.2	31.8	40.5	30.1	4.4	6.48	1.00	11.2
C23-C24	-	-	-	-	1.0	-	-	1.4	-	-	-	7.8	5.2	-	8.1	-	0.6	0.85	0.36	2.0
C25	-	-	-	-	-	-	-	-	-	2.2	5.0	3.9	-	-	-	-	0.4	0.54	0.27	1.7
C30-C31	-	-	-	-	-	-	-	-	-	-	2.5	-	6.4	-	-	-	0.2	0.32	0.23	0.4
C32	-	-	-	-	-	-	-	-	5.3	-	5.0	23.3	-	6.4	-	-	1.2	1.69	0.50	4.8
C33-C34	-	-	-	-	-	1.2	3.1	2.9	10.6	11.1	30.1	46.5	83.3	127.4	178.3	135.4	11.3	18.55	1.76	26.4
C37-C38	-	-	-	-	-	-	-	-	-	-	-	-	-	-	-	-	-	-	-	-
C40-C41	-	-	-	-	1.0	-	-	-	-	2.2	-	7.8	-	-	-	-	0.4	0.52	0.27	1.4
C43	-	-	-	-	-	-	-	-	-	-	-	-	-	-	-	-	-	-	-	-
C44	-	-	-	-	1.0	-	-	-	-	-	-	-	5.2	6.4	8.1	30.1	0.8	1.24	0.45	0.7
C45	-	-	-	-	-	-	-	-	-	-	-	-	-	-	-	-	-	-	-	-
C46	-	-	-	-	-	-	-	-	-	-	-	-	-	-	-	-	-	-	-	-
C47+C49	-	-	-	-	-	-	-	-	1.8	-	-	3.9	5.2	-	8.1	15.0	0.6	0.93	0.39	1.5
C50	-	-	-	-	-	-	-	-	-	-	-	-	-	-	-	-	-	-	-	-
C60	-	-	-	-	-	-	1.6	-	-	4.4	-	3.9	5.2	6.4	8.1	-	0.7	1.08	0.42	2.0
C61	-	-	-	-	-	-	-	-	-	-	-	-	-	6.4	24.3	45.1	1.0	1.58	0.50	-
C62	0.9	-	-	0.9	-	-	-	-	-	2.2	-	-	-	-	-	-	0.3	0.32	0.19	0.4
C63	-	-	-	-	-	-	-	-	-	-	-	-	-	-	-	-	-	-	-	-
C64	2.6	-	-	-	-	-	-	-	1.8	-	-	-	-	-	-	7.5	0.5	0.57	0.26	0.3
C65	-	-	-	-	-	-	-	-	-	-	-	-	-	-	-	-	-	-	-	-
C66	-	-	-	-	-	-	-	-	-	-	-	-	-	-	-	-	-	-	-	-
C67	-	-	-	-	-	2.3	-	-	-	2.2	-	-	5.2	-	8.1	7.5	0.6	0.84	0.36	1.1
C68	-	-	-	-	-	-	-	-	-	-	-	-	-	-	-	-	-	-	-	-
C69	1.7	-	-	-	-	-	-	-	-	-	-	-	-	-	-	-	0.2	0.21	0.15	-
C70-C72	-	-	-	0.9	-	1.2	-	1.4	1.8	2.2	-	-	5.2	6.4	-	-	0.7	0.90	0.36	1.7
C73	-	-	-	-	-	1.2	-	-	-	2.2	5.0	-	-	-	8.1	-	0.5	0.64	0.29	1.2
C74	-	-	-	-	-	-	-	-	-	-	-	-	-	-	-	-	-	-	-	-
C81	-	-	-	-	-	-	1.6	-	-	-	-	-	-	-	-	-	0.1	0.09	0.09	-
C82-85,C96	-	-	-	0.9	-	-	-	-	3.5	-	-	3.9	5.2	12.7	-	15.0	0.9	1.34	0.46	1.9
C88	-	-	-	-	-	-	-	-	-	-	-	-	-	-	-	-	-	-	-	-
C90	-	-	-	-	-	-	-	-	-	-	-	-	-	-	-	-	-	-	-	-
C91	0.9	-	0.8	-	-	-	-	-	-	2.2	2.5	-	-	-	-	-	0.4	0.43	0.22	0.8
C92-C94	1.7	0.8	-	-	2.0	3.5	-	2.9	5.3	4.4	2.5	7.8	-	-	-	-	1.8	1.92	0.46	3.9
C95	0.9	0.8	1.6	0.9	-	-	-	1.4	-	2.2	-	-	5.2	-	-	-	0.8	0.83	0.32	1.4
O&U *	1.7	-	0.8	1.8	-	2.3	1.6	5.8	28.4	31.0	50.2	96.9	98.9	121.0	121.6	210.7	16.4	25.25	2.00	46.0
All	10.4	1.6	3.1	5.5	7.0	16.4	21.9	46.1	154.3	186.3	293.6	504.0	582.8	668.8	745.6	797.5	90.1	137.6	4.64	262.4

TABLE MIO-4(b):
Average Annual Age Specific, Crude (CR), Age Adjusted (AAR) (with Standard Error (SE)) and
Truncated (35-64 yrs) (TR) Incidence Rate per 100,000 population: 2006-2008 - Females
Mizoram State - Excl. Aizawl District

ICD-10	0-4	5-9	10-14	15-19	20-24	25-29	30-34	35-39	40-44	45-49	50-54	55-59	60-64	65-69	70-74	>75	CR	AAR	SE	TR
C00	-	-	-	-	-	1.3	-	-	-	-	2.9	4.6	-	-	-	-	0.3	0.43	0.26	1.1
C01-C02	-	-	-	-	-	-	-	1.6	-	-	-	9.1	-	-	8.5	-	0.4	0.63	0.32	1.5
C03-C06	-	-	-	-	-	-	-	1.6	5.6	-	-	-	5.5	-	8.5	-	0.6	0.83	0.35	2.1
C07-C08	-	-	-	-	-	-	-	-	-	-	-	-	-	-	8.5	-	0.1	0.17	0.17	-
C09	-	-	-	-	-	1.3	-	-	-	-	-	4.6	-	6.8	-	-	0.3	0.49	0.29	0.6
C10	-	-	-	-	-	-	-	-	-	-	2.9	-	5.5	-	-	-	0.2	0.37	0.27	1.2
C11	-	-	-	-	-	-	-	-	-	7.2	8.8	9.1	-	-	17.1	-	1.0	1.58	0.50	4.0
C12-C13	-	-	-	-	-	-	-	-	1.9	-	2.9	4.6	-	-	-	-	0.3	0.44	0.26	1.4
C14	-	-	-	-	-	-	-	1.6	1.9	-	2.9	4.6	-	6.8	8.5	7.4	0.7	1.06	0.41	1.7
C15	-	-	-	-	-	-	1.8	-	1.9	7.2	2.9	-	11.1	6.8	17.1	7.4	1.3	1.93	0.57	3.7
C16	-	-	-	-	-	2.6	5.3	3.2	7.5	19.2	35.2	82.0	99.6	81.3	162.4	59.6	11.0	18.22	1.80	34.9
C17	-	-	-	-	-	-	-	-	-	-	-	-	-	-	-	-	-	-	-	-
C18	-	-	-	-	-	-	-	1.6	-	2.4	5.9	-	5.5	6.8	-	-	0.6	0.96	0.40	2.4
C19-C20	-	-	0.8	-	-	1.3	1.8	1.6	3.7	-	14.7	4.6	-	13.6	17.1	14.9	1.9	2.57	0.62	4.0
C21	-	-	-	-	-	-	-	-	-	-	-	-	-	-	-	-	-	-	-	-
C22	-	-	-	-	-	-	-	4.9	-	12.0	5.9	13.7	33.2	27.1	17.1	22.3	2.9	4.78	0.93	10.3
C23-C24	-	-	-	-	-	-	1.8	1.6	1.9	4.8	-	18.2	-	13.6	8.5	-	1.3	1.91	0.57	4.0
C25	-	-	-	-	-	-	-	-	-	2.4	11.7	4.6	-	-	-	-	0.6	0.91	0.37	2.9
C30-C31	-	-	-	-	1.0	-	-	1.6	-	-	-	-	-	-	-	-	0.2	0.18	0.13	0.3
C32	-	-	-	-	-	-	-	-	-	-	2.9	-	-	-	-	14.9	0.3	0.44	0.26	0.5
C33-C34	-	-	-	-	-	-	-	1.6	9.4	2.4	26.4	86.5	155.0	128.7	59.8	119.1	10.9	19.23	1.91	38.0
C37-C38	-	-	-	-	-	-	-	-	-	-	-	-	-	-	-	-	-	-	-	-
C40-C41	-	-	-	1.0	-	1.3	-	-	-	-	2.9	-	5.5	6.8	-	7.4	0.6	0.91	0.39	1.2
C43	-	-	-	-	-	-	-	-	-	-	-	-	-	-	-	-	-	-	-	-
C44	0.9	-	-	-	-	-	-	-	-	-	2.9	4.6	16.6	-	25.6	7.4	1.0	1.76	0.57	3.2
C45	-	-	-	-	-	-	-	-	-	-	-	-	-	-	-	-	-	-	-	-
C46	-	-	-	-	-	-	-	-	-	-	-	-	-	-	-	-	-	-	-	-
C47+C49	-	-	-	-	1.0	1.3	1.8	-	3.7	-	-	4.6	-	6.8	-	7.4	0.8	1.05	0.39	1.3
C50	-	-	-	-	1.0	1.3	14.0	13.0	13.1	21.6	35.2	22.8	44.3	54.2	17.1	7.4	7.3	10.45	1.30	23.6
C51	-	-	-	-	-	-	-	-	-	2.4	-	9.1	-	-	-	7.4	0.4	0.66	0.33	1.6
C52	-	-	-	-	-	-	-	-	-	-	-	-	-	-	-	-	-	-	-	-
C53	-	-	-	-	-	3.9	17.6	26.0	46.9	52.8	38.1	50.1	11.1	33.9	25.6	-	11.5	14.78	1.45	38.3
C54	-	-	-	-	-	-	-	-	-	2.4	5.9	9.1	16.6	-	-	-	0.8	1.47	0.53	4.7
C55	-	-	-	-	-	-	-	-	-	4.8	-	-	-	6.8	-	-	0.3	0.49	0.29	0.9
C56	-	0.8	-	1.0	2.0	-	-	1.6	7.5	9.6	5.9	4.6	-	13.6	-	-	1.9	2.34	0.57	5.2
C57	-	-	-	-	-	-	-	-	1.9	-	-	-	-	-	-	-	0.1	0.11	0.11	0.4
C58	-	-	-	1.0	-	3.9	-	3.2	-	-	2.9	-	-	-	-	-	0.7	0.74	0.28	1.1
C64	0.9	-	-	-	-	-	-	-	-	-	-	-	-	-	-	-	0.1	0.11	0.11	-
C65	-	-	-	-	-	-	-	-	-	-	-	-	-	-	-	-	-	-	-	-
C66	-	-	-	-	-	-	-	-	-	-	-	-	-	-	-	-	-	-	-	-
C67	-	-	-	-	-	-	-	-	-	-	-	4.6	-	20.3	-	7.4	0.5	0.94	0.42	0.6
C68	-	-	-	-	-	-	-	-	-	-	-	-	-	-	-	-	-	-	-	-
C69	1.8	-	-	-	-	-	-	-	-	-	-	-	-	-	8.5	-	0.3	0.39	0.23	-
C70-C72	-	-	-	-	-	-	-	-	-	-	-	-	-	-	-	-	-	-	-	-
C73	-	-	-	1.9	-	1.3	-	3.2	1.9	9.6	-	9.1	-	6.8	-	-	1.4	1.73	0.50	4.0
C74	-	-	-	-	-	-	-	-	-	-	-	-	-	-	-	-	-	-	-	-
C81	-	-	-	-	-	-	-	-	-	-	-	-	-	-	-	-	-	-	-	-
C82-85,C96	-	-	-	-	-	-	-	-	-	4.8	-	-	-	6.8	-	-	0.3	0.49	0.29	0.9
C88	-	-	-	-	-	-	-	-	-	-	-	-	-	-	-	-	-	-	-	-
C90	-	-	-	-	-	-	-	-	-	2.4	-	-	-	-	-	-	0.1	0.14	0.14	0.5
C91	2.7	1.7	-	-	-	-	-	-	-	-	-	-	-	-	-	-	0.5	0.49	0.22	-
C92-C94	1.8	-	0.8	-	1.0	-	-	-	1.9	2.4	2.9	4.6	-	6.8	8.5	-	1.0	1.33	0.44	1.9
C95	1.8	-	-	-	-	1.3	-	1.6	-	2.4	-	9.1	-	-	-	7.4	0.8	1.07	0.39	2.0
O&U *	-	-	1.7	-	1.0	1.3	5.3	6.5	28.1	40.8	41.0	36.4	88.6	149.1	68.4	163.8	13.9	21.34	1.90	37.3
All	9.9	2.5	3.3	4.8	7.0	22.1	49.2	76.3	138.7	213.4	263.8	414.5	498.1	603.1	487.3	461.5	79.6	119.9	4.47	243.2

**TABLE MIO-5(a): Number (#) and Proportion (%) of Cancers by Site (ICD-10) and Method of Diagnosis: 2006-2008 - Males
Mizoram State - Excl. Aizawl District**

ICD-10	Site	Clinical		Microscopic		X-Ray / Imaging		DCO		Others		Unknown		Total	
		#	%	#	%	#	%	#	%	#	%	#	%	#	%
C00	Lip	-	-	3	100.0	-	-	-	-	-	-	-	-	3	100.0
C01-C02	Tongue	-	-	10	83.3	-	-	2	16.7	-	-	-	-	12	100.0
C03-C06	Mouth	-	-	12	85.7	-	-	2	14.3	-	-	-	-	14	100.0
C07-C08	Salivary Gland	-	-	1	100.0	-	-	-	-	-	-	-	-	1	100.0
C09	Tonsil	-	-	2	100.0	-	-	-	-	-	-	-	-	2	100.0
C10	Oth. Oropharynx	-	-	9	100.0	-	-	-	-	-	-	-	-	9	100.0
C11	Nasopharynx	1	3.6	25	89.3	2	7.1	-	-	-	-	-	-	28	100.0
C12-C13	Hypopharynx	1	2.6	35	92.1	-	-	-	-	1	2.6	1	2.6	38	100.0
C14	Pharynx Unspecified	-	-	3	33.3	-	-	6	66.7	-	-	-	-	9	100.0
C15	Oesophagus	4	4.4	76	84.4	-	-	8	8.9	2	2.2	-	-	90	100.0
C16	Stomach	5	2.2	170	73.3	1	0.4	40	17.2	16	6.9	-	-	232	100.0
C17	Small Intestine	-	-	2	66.7	1	33.3	-	-	-	-	-	-	3	100.0
C18	Colon	1	11.1	6	66.7	-	-	1	11.1	1	11.1	-	-	9	100.0
C19-C20	Rectum	-	-	15	83.3	1	5.6	2	11.1	-	-	-	-	18	100.0
C21	Anus & Anal Canal	-	-	-	-	-	-	-	-	-	-	-	-	-	-
C22	Liver	3	6.7	20	44.4	8	17.8	13	28.9	1	2.2	-	-	45	100.0
C23-C24	Gallbladder etc.	-	-	4	66.7	2	33.3	-	-	-	-	-	-	6	100.0
C25	Pancreas	2	50.0	-	-	1	25.0	-	-	1	25.0	-	-	4	100.0
C30-C31	Nose, Sinuses etc.	-	-	2	100.0	-	-	-	-	-	-	-	-	2	100.0
C32	Larynx	-	-	12	100.0	-	-	-	-	-	-	-	-	12	100.0
C33-C34	Lung etc.	5	4.3	58	50.0	16	13.8	35	30.2	2	1.7	-	-	116	100.0
C37-C38	Other Thoracic Organs	-	-	-	-	-	-	-	-	-	-	-	-	-	-
C40-C41	Bone	-	-	3	75.0	1	25.0	-	-	-	-	-	-	4	100.0
C43	Melanoma of Skin	-	-	-	-	-	-	-	-	-	-	-	-	-	-
C44	Other Skin	-	-	6	75.0	-	-	2	25.0	-	-	-	-	8	100.0
C45	Mesothelioma	-	-	-	-	-	-	-	-	-	-	-	-	-	-
C46	Kaposi Sarcoma	-	-	-	-	-	-	-	-	-	-	-	-	-	-
C47+C49	Conn. & Soft Tissue	-	-	3	50.0	1	16.7	2	33.3	-	-	-	-	6	100.0
C50	Breast	-	-	-	-	-	-	-	-	-	-	-	-	-	-
C60	Penis	1	14.3	6	85.7	-	-	-	-	-	-	-	-	7	100.0
C61	Prostate	2	20.0	4	40.0	3	30.0	-	-	1	10.0	-	-	10	100.0
C62	Testis	-	-	2	66.7	1	33.3	-	-	-	-	-	-	3	100.0
C63	Other Male Genital	-	-	-	-	-	-	-	-	-	-	-	-	-	-
C64	Kidney etc.	-	-	2	40.0	1	20.0	2	40.0	-	-	-	-	5	100.0
C65	Renal Pelvis	-	-	-	-	-	-	-	-	-	-	-	-	-	-
C66	Ureter	-	-	-	-	-	-	-	-	-	-	-	-	-	-
C67	Bladder	-	-	6	100.0	-	-	-	-	-	-	-	-	6	100.0
C68	Uns. Urinary Organs	-	-	-	-	-	-	-	-	-	-	-	-	-	-
C69	Eye	2	100.0	-	-	-	-	-	-	-	-	-	-	2	100.0
C70-C72	Brain, Nervous System	1	14.3	1	14.3	-	-	5	71.4	-	-	-	-	7	100.0
C73	Thyroid	-	-	4	80.0	1	20.0	-	-	-	-	-	-	5	100.0
C74	Adrenal Gland	-	-	-	-	-	-	-	-	-	-	-	-	-	-
C81	Hodgkins Disease	-	-	-	-	1	100.0	-	-	-	-	-	-	1	100.0
C82-85,C96	NHL	-	-	7	77.8	2	22.2	-	-	-	-	-	-	9	100.0
C88	Malig Imn.Prol D	-	-	-	-	-	-	-	-	-	-	-	-	-	-
C90	Multiple Myeloma	-	-	-	-	-	-	-	-	-	-	-	-	-	-
C91	Lymphoid Leuk.	-	-	2	50.0	2	50.0	-	-	-	-	-	-	4	100.0
C92-C94	Myeloid Leukaemia	-	-	15	83.3	2	11.1	1	5.6	-	-	-	-	18	100.0
C95	Leukaemia Uns	-	-	1	12.5	-	-	7	87.5	-	-	-	-	8	100.0
O&U*	Other and Uns	1	0.6	41	24.4	9	5.4	114	67.9	1	0.6	2	1.2	168	100.0
	All Sites	29	3.1	568	61.5	56	6.1	242	26.2	26.0	2.8	3	0.3	924	100.0

**TABLE MIO-5(b): Number (#) and Proportion (%) of Cancers by Site (ICD-10) and Method of Diagnosis : 2006-2008 - Females
Mizoram State - Excl. Aizawl District**

ICD-10	Site	Clinical		Microscopic		X-Ray / Imaging		DCO		Others		Unknown		Total	
		#	%	#	%	#	%	#	%	#	%	#	%	#	%
C00	Lip	-	-	3	100.0	-	-	-	-	-	-	-	-	3	100.0
C01-C02	Tongue	-	-	3	75.0	-	-	1	25.0	-	-	-	-	4	100.0
C03-C06	Mouth	-	-	4	66.7	-	-	1	16.7	-	-	1	16.7	6	100.0
C07-C08	Salivary Gland	-	-	1	100.0	-	-	-	-	-	-	-	-	1	100.0
C09	Tonsil	-	-	3	100.0	-	-	-	-	-	-	-	-	3	100.0
C10	Oth. Oropharynx	-	-	2	100.0	-	-	-	-	-	-	-	-	2	100.0
C11	Nasopharynx	-	-	10	100.0	-	-	-	-	-	-	-	-	10	100.0
C12-C13	Hypopharynx	1	33.3	1	33.3	1	33.3	-	-	-	-	-	-	3	100.0
C14	Pharynx Unspecified	-	-	-	-	-	-	7	100.0	-	-	-	-	7	100.0
C15	Oesophagus	1	8.3	9	75.0	-	-	1	8.3	1	8.3	-	-	12	100.0
C16	Stomach	4	3.8	68	64.2	1	0.9	28	26.4	5	4.7	-	-	106	100.0
C17	Small Intestine	-	-	-	-	-	-	-	-	-	-	-	-	-	-
C18	Colon	-	-	5	83.3	-	-	1	16.7	-	-	-	-	6	100.0
C19-C20	Rectum	-	-	15	83.3	1	5.6	2	11.1	-	-	-	-	18	100.0
C21	Anus & Anal Canal	-	-	-	-	-	-	-	-	-	-	-	-	-	-
C22	Liver	-	-	9	32.1	7	25.0	12	42.9	-	-	-	-	28	100.0
C23-C24	Gallbladder etc.	1	8.3	5	41.7	1	8.3	2	16.7	3	25.0	-	-	12	100.0
C25	Pancreas	1	16.7	2	33.3	1	16.7	1	16.7	1	16.7	-	-	6	100.0
C30-C31	Nose, Sinuses etc.	-	-	1	50.0	-	-	1	50.0	-	-	-	-	2	100.0
C32	Larynx	-	-	1	33.3	2	66.7	-	-	-	-	-	-	3	100.0
C33-C34	Lung etc.	4	3.8	41	39.0	18	17.1	37	35.2	5	4.8	-	-	105	100.0
C37-C38	Other Thoracic Organs	-	-	-	-	-	-	-	-	-	-	-	-	-	-
C40-C41	Bone	1	16.7	3	50.0	-	-	2	33.3	-	-	-	-	6	100.0
C43	Melanoma of Skin	-	-	-	-	-	-	-	-	-	-	-	-	-	-
C44	Other Skin	-	-	8	80.0	1	10.0	-	-	-	-	1	10.0	10	100.0
C45	Mesothelioma	-	-	-	-	-	-	-	-	-	-	-	-	-	-
C46	Kaposi Sarcoma	-	-	-	-	-	-	-	-	-	-	-	-	-	-
C47+C49	Conn. & Soft Tissue	-	-	5	62.5	1	12.5	2	25.0	-	-	-	-	8	100.0
C50	Breast	3	4.3	51	72.9	8	11.4	4	5.7	2	2.9	2	2.9	70	100.0
C51	Vulva	-	-	4	100.0	-	-	-	-	-	-	-	-	4	100.0
C52	Vagina	-	-	-	-	-	-	-	-	-	-	-	-	-	-
C53	Cervix Uteri	6	5.5	85	77.3	-	-	12	10.9	-	-	7	6.4	110	100.0
C54	Corpus Uteri	-	-	8	100.0	-	-	-	-	-	-	-	-	8	100.0
C55	Uterus Unspecified	-	-	-	-	1	33.3	1	33.3	1	33.3	-	-	3	100.0
C56	Ovary etc.	2	11.1	11	61.1	2	11.1	-	-	3	16.7	-	-	18	100.0
C57	Other Female Genital	-	-	1	100.0	-	-	-	-	-	-	-	-	1	100.0
C58	Placenta	3	42.9	3	42.9	1	14.3	-	-	-	-	-	-	7	100.0
C64	Kidney etc.	-	-	-	-	-	-	1	100.0	-	-	-	-	1	100.0
C65	Renal Pelvis	-	-	-	-	-	-	-	-	-	-	-	-	-	-
C66	Ureter	-	-	-	-	-	-	-	-	-	-	-	-	-	-
C67	Bladder	-	-	4	80.0	-	-	1	20.0	-	-	-	-	5	100.0
C68	Uns.Urinary Organs	-	-	-	-	-	-	-	-	-	-	-	-	-	-
C69	Eye	-	-	3	100.0	-	-	-	-	-	-	-	-	3	100.0
C70-C72	Brain, Nervous System	-	-	-	-	-	-	-	-	-	-	-	-	-	-
C73	Thyroid	-	-	11	84.6	2	15.4	-	-	-	-	-	-	13	100.0
C74	Adrenal Gland	-	-	-	-	-	-	-	-	-	-	-	-	-	-
C81	Hodgkins Disease	-	-	-	-	-	-	-	-	-	-	-	-	-	-
C82-85,C96	NHL	-	-	3	100.0	-	-	-	-	-	-	-	-	3	100.0
C88	Malig Imn.Prol D	-	-	-	-	-	-	-	-	-	-	-	-	-	-
C90	Multiple Myeloma	1	100.0	-	-	-	-	-	-	-	-	-	-	1	100.0
C91	Lymphoid Leuk.	-	-	5	100.0	-	-	-	-	-	-	-	-	5	100.0
C92-C94	Myeloid Leukaemia	-	-	6	60.0	4	40.0	-	-	-	-	-	-	10	100.0
C95	Leukaemia Uns	-	-	3	37.5	-	-	5	62.5	-	-	-	-	8	100.0
O&U*	Other and Uns	1	0.8	34	25.6	15	11.3	81	60.9	1	0.8	1	0.8	133	100.0
	All Sites	29	3.8	431	56.4	67	8.8	203	26.6	22.0	2.9	12	1.6	764	100.0

TABLE MIO-6(a): Number (#) and Proportion (%) of Cancers by Site (ICD-10) and Detailed Microscopic Diagnosis: 2006-2008 - Males : Mizoram State - Excl. Aizawl District

ICD-10	Site	Pri. Hist		Sec. Hist		Cytology		Blood Film		Bone Marrow		Others		Total	
		#	%	#	%	#	%	#	%	#	%	#	%	#	%
C00	Lip	3	100.0	-	-	-	-	-	-	-	-	-	-	3	100.0
C01-C02	Tongue	9	75.0	-	-	1	8.3	-	-	-	-	2	16.7	12	100.0
C03-C06	Mouth	10	71.4	-	-	2	14.3	-	-	-	-	2	14.3	14	100.0
C07-C08	Salivary Gland	1	100.0	-	-	-	-	-	-	-	-	-	-	1	100.0
C09	Tonsil	2	100.0	-	-	-	-	-	-	-	-	-	-	2	100.0
C10	Oth. Oropharynx	9	100.0	-	-	-	-	-	-	-	-	-	-	9	100.0
C11	Nasopharynx	22	78.6	-	-	3	10.7	-	-	-	-	3	10.7	28	100.0
C12-C13	Hypopharynx	35	92.1	-	-	-	-	-	-	-	-	3	7.9	38	100.0
C14	Pharynx Unspecified	3	33.3	-	-	-	-	-	-	-	-	6	66.7	9	100.0
C15	Oesophagus	74	82.2	-	-	2	2.2	-	-	-	-	14	15.6	90	100.0
C16	Stomach	169	72.8	-	-	1	0.4	-	-	-	-	62	26.7	232	100.0
C17	Small Intestine	2	66.7	-	-	-	-	-	-	-	-	1	33.3	3	100.0
C18	Colon	6	66.7	-	-	-	-	-	-	-	-	3	33.3	9	100.0
C19-C20	Rectum	15	83.3	-	-	-	-	-	-	-	-	3	16.7	18	100.0
C21	Anus & Anal Canal	-	-	-	-	-	-	-	-	-	-	-	-	-	-
C22	Liver	1	2.2	-	-	19	42.2	-	-	-	-	25	55.6	45	100.0
C23-C24	Gallbladder etc.	4	66.7	-	-	-	-	-	-	-	-	2	33.3	6	100.0
C25	Pancreas	-	-	-	-	-	-	-	-	-	-	4	100.0	4	100.0
C30-C31	Nose, Sinuses etc.	2	100.0	-	-	-	-	-	-	-	-	-	-	2	100.0
C32	Larynx	10	83.3	-	-	2	16.7	-	-	-	-	-	-	12	100.0
C33-C34	Lung etc.	26	22.4	1	0.9	31	26.7	-	-	-	-	58	50.0	116	100.0
C37-C38	Other Thoracic Organs	-	-	-	-	-	-	-	-	-	-	-	-	-	-
C40-C41	Bone	2	50.0	-	-	1	25.0	-	-	-	-	1	25.0	4	100.0
C43	Melanoma of Skin	-	-	-	-	-	-	-	-	-	-	-	-	-	-
C44	Other Skin	4	50.0	-	-	2	25.0	-	-	-	-	2	25.0	8	100.0
C45	Mesothelioma	-	-	-	-	-	-	-	-	-	-	-	-	-	-
C46	Kaposi Sarcoma	-	-	-	-	-	-	-	-	-	-	-	-	-	-
C47 + C49	Conn. & Soft Tissue	2	33.3	-	-	1	16.7	-	-	-	-	3	50.0	6	100.0
C50	Breast	-	-	-	-	-	-	-	-	-	-	-	-	-	-
C60	Penis	6	85.7	-	-	-	-	-	-	-	-	1	14.3	7	100.0
C61	Prostate	4	40.0	-	-	-	-	-	-	-	-	6	60.0	10	100.0
C62	Testis	1	33.3	-	-	1	33.3	-	-	-	-	1	33.3	3	100.0
C63	Other Male Genital	-	-	-	-	-	-	-	-	-	-	-	-	-	-
C64	Kidney etc.	1	20.0	-	-	1	20.0	-	-	-	-	3	60.0	5	100.0
C65	Renal Pelvis	-	-	-	-	-	-	-	-	-	-	-	-	-	-
C66	Ureter	-	-	-	-	-	-	-	-	-	-	-	-	-	-
C67	Bladder	6	100.0	-	-	-	-	-	-	-	-	-	-	6	100.0
C68	Uns. Urinary Organs	-	-	-	-	-	-	-	-	-	-	-	-	-	-
C69	Eye	-	-	-	-	-	-	-	-	-	-	2	100.0	2	100.0
C70-C72	Brain, Nervous System	1	14.3	-	-	-	-	-	-	-	-	6	85.7	7	100.0
C73	Thyroid	1	20.0	-	-	3	60.0	-	-	-	-	1	20.0	5	100.0
C74	Adrenal Gland	-	-	-	-	-	-	-	-	-	-	-	-	-	-
C81	Hodgkins Disease	-	-	-	-	-	-	-	-	-	-	1	100.0	1	100.0
C82-85,C96	NHL	5	55.6	-	-	2	22.2	-	-	-	-	2	22.2	9	100.0
C88	Malig Imn.Prol D	-	-	-	-	-	-	-	-	-	-	-	-	-	-
C90	Multiple Myeloma	-	-	-	-	-	-	-	-	-	-	-	-	-	-
C91	Lymphoid Leuk.	-	-	-	-	-	-	1	25.0	1	25.0	2	50.0	4	100.0
C92-C94	Myeloid Leukaemia	-	-	-	-	-	-	12	66.7	3	16.7	3	16.7	18	100.0
C95	Leukaemia Uns	-	-	-	-	-	-	1	12.5	-	-	7	87.5	8	100.0
O&U*	Other and Uns	5	3.0	7	4.2	29	17.3	-	-	-	-	127	75.6	168	100.0
	All Sites	441	47.7	8	0.9	101	10.9	14	1.5	4	0.4	356	38.5	924	100.0

TABLE MIO-6(b): Number (#) and Proportion (%) of Cancers by Site (ICD-10) and Detailed Microscopic Diagnosis: 2006-2008 - Females : Mizoram State - Excl. Aizawl District

ICD-10	Site	Pri. Hist		Sec. Hist		Cytology		Blood Film		Bone Marrow		Others		Total	
		#	%	#	%	#	%	#	%	#	%	#	%	#	%
C00	Lip	3	100.0	-	-	-	-	-	-	-	-	-	-	3	100.0
C01-C02	Tongue	3	75.0	-	-	-	-	-	-	-	-	1	25.0	4	100.0
C03-C06	Mouth	4	66.7	-	-	-	-	-	-	-	-	2	33.3	6	100.0
C07-C08	Salivary Gland	1	100.0	-	-	-	-	-	-	-	-	-	-	1	100.0
C09	Tonsil	3	100.0	-	-	-	-	-	-	-	-	-	-	3	100.0
C10	Oth. Oropharynx	2	100.0	-	-	-	-	-	-	-	-	-	-	2	100.0
C11	Nasopharynx	10	100.0	-	-	-	-	-	-	-	-	-	-	10	100.0
C12-C13	Hypopharynx	1	33.3	-	-	-	-	-	-	-	-	2	66.7	3	100.0
C14	Pharynx Unspecified	-	-	-	-	-	-	-	-	-	-	7	100.0	7	100.0
C15	Oesophagus	8	66.7	-	-	1	8.3	-	-	-	-	3	25.0	12	100.0
C16	Stomach	68	64.2	-	-	-	-	-	-	-	-	38	35.8	106	100.0
C17	Small Intestine	-	-	-	-	-	-	-	-	-	-	-	-	-	-
C18	Colon	5	83.3	-	-	-	-	-	-	-	-	1	16.7	6	100.0
C19-C20	Rectum	14	77.8	1	5.6	-	-	-	-	-	-	3	16.7	18	100.0
C21	Anus & Anal Canal	-	-	-	-	-	-	-	-	-	-	-	-	-	-
C22	Liver	-	-	-	-	9	32.1	-	-	-	-	19	67.9	28	100.0
C23-C24	Gallbladder etc.	5	41.7	-	-	-	-	-	-	-	-	7	58.3	12	100.0
C25	Pancreas	1	16.7	-	-	1	16.7	-	-	-	-	4	66.7	6	100.0
C30-C31	Nose, Sinuses etc.	1	50.0	-	-	-	-	-	-	-	-	1	50.0	2	100.0
C32	Larynx	1	33.3	-	-	-	-	-	-	-	-	2	66.7	3	100.0
C33-C34	Lung etc.	25	23.8	-	-	16	15.2	-	-	-	-	64	61.0	105	100.0
C37-C38	Other Thoracic Organs	-	-	-	-	-	-	-	-	-	-	-	-	-	-
C40-C41	Bone	3	50.0	-	-	-	-	-	-	-	-	3	50.0	6	100.0
C43	Melanoma of Skin	-	-	-	-	-	-	-	-	-	-	-	-	-	-
C44	Other Skin	7	70.0	-	-	1	10.0	-	-	-	-	2	20.0	10	100.0
C45	Mesothelioma	-	-	-	-	-	-	-	-	-	-	-	-	-	-
C46	Kaposi Sarcoma	-	-	-	-	-	-	-	-	-	-	-	-	-	-
C47+C49	Conn. & Soft Tissue	2	25.0	-	-	3	37.5	-	-	-	-	3	37.5	8	100.0
C50	Breast	31	44.3	-	-	20	28.6	-	-	-	-	19	27.1	70	100.0
C51	Vulva	4	100.0	-	-	-	-	-	-	-	-	-	-	4	100.0
C52	Vagina	-	-	-	-	-	-	-	-	-	-	-	-	-	-
C53	Cervix Uteri	84	76.4	-	-	1	0.9	-	-	-	-	25	22.7	110	100.0
C54	Corpus Uteri	8	100.0	-	-	-	-	-	-	-	-	-	-	8	100.0
C55	Uterus Unspecified	-	-	-	-	-	-	-	-	-	-	3	100.0	3	100.0
C56	Ovary etc.	10	55.6	-	-	1	5.6	-	-	-	-	7	38.9	18	100.0
C57	Other Female Genital	1	100.0	-	-	-	-	-	-	-	-	-	-	1	100.0
C58	Placenta	3	42.9	-	-	-	-	-	-	-	-	4	57.1	7	100.0
C64	Kidney etc.	-	-	-	-	-	-	-	-	-	-	1	100.0	1	100.0
C65	Renal Pelvis	-	-	-	-	-	-	-	-	-	-	-	-	-	-
C66	Ureter	-	-	-	-	-	-	-	-	-	-	-	-	-	-
C67	Bladder	4	80.0	-	-	-	-	-	-	-	-	1	20.0	5	100.0
C68	Uns.Urinary Organs	-	-	-	-	-	-	-	-	-	-	-	-	-	-
C69	Eye	3	100.0	-	-	-	-	-	-	-	-	-	-	3	100.0
C70-C72	Brain, Nervous System	-	-	-	-	-	-	-	-	-	-	-	-	-	-
C73	Thyroid	10	76.9	-	-	1	7.7	-	-	-	-	2	15.4	13	100.0
C74	Adrenal Gland	-	-	-	-	-	-	-	-	-	-	-	-	-	-
C81	Hodgkins Disease	-	-	-	-	-	-	-	-	-	-	-	-	-	-
C82-85,C96	NHL	3	100.0	-	-	-	-	-	-	-	-	-	-	3	100.0
C88	Malig Imn.Prol D	-	-	-	-	-	-	-	-	-	-	-	-	-	-
C90	Multiple Myeloma	-	-	-	-	-	-	-	-	-	-	1	100.0	1	100.0
C91	Lymphoid Leuk.	-	-	-	-	-	-	4	80.0	1	20.0	-	-	5	100.0
C92-C94	Myeloid Leukaemia	-	-	-	-	-	-	4	40.0	2	20.0	4	40.0	10	100.0
C95	Leukaemia Uns	-	-	-	-	-	-	1	12.5	2	25.0	5	62.5	8	100.0
O&U*	Other and Uns	3	2.3	3	2.3	28	21.1	-	-	-	-	99	74.4	133	100.0
	All Sites	331	43.3	4	0.5	82	10.7	9	1.2	5	0.7	333	43.6	764	100.0

**TABLE MIO-7 (a): Number of Cancer Deaths by Five Year Age Group and Site (ICD-10):
2006-2008 – Males**

% = Relative Proportion of Cancers of All Sites

Mizoram State - Excl. Aizawl District

ICD-10	Site	0-4	5-9	10-14	15-19	20-24	25-29	30-34	35-39	40-44	45-49	50-54	55-59	60-64	65-69	70-74	75+	Unkn	Total	%
C00	Lip	-	-	-	-	-	-	-	-	-	-	-	-	-	-	-	-	-	-	-
C01-C02	Tongue	-	-	-	-	-	-	-	-	1	2	-	2	-	-	-	-	-	5	0.94
C03-C06	Mouth	-	-	-	-	-	-	-	-	-	1	3	1	-	-	-	2	-	7	1.31
C07-C08	Salivary Gland	-	-	-	-	-	-	-	-	-	-	-	-	-	-	-	-	-	-	-
C09	Tonsil	-	-	-	-	-	-	-	-	-	-	-	-	-	-	-	-	-	-	-
C10	Oth. Oropharynx	-	-	-	-	-	-	-	-	-	1	1	1	-	-	-	-	-	3	0.56
C11	Nasopharynx	-	-	-	-	-	-	-	-	2	1	-	2	2	-	2	1	-	10	1.88
C12-C13	Hypopharynx	-	-	-	-	-	-	-	-	3	4	1	2	-	1	-	1	-	12	2.25
C14	Pharynx Unspecified	-	-	-	-	-	-	-	-	3	2	3	1	-	-	2	2	-	13	2.44
C15	Oesophagus	-	-	-	-	-	-	-	-	5	7	6	11	8	3	4	1	-	45	8.44
C16	Stomach	-	2	-	-	-	-	1	3	10	8	14	16	15	19	14	21	-	123	23.08
C17	Small Intestine	-	-	-	-	-	-	-	-	-	-	-	-	-	2	-	-	-	2	0.38
C18	Colon	-	-	-	-	-	-	-	-	-	-	1	1	-	-	-	1	-	3	0.56
C19-C20	Rectum	-	-	-	-	-	-	1	-	-	-	-	1	-	2	-	-	-	4	0.75
C21	Anus & Anal Canal	-	-	-	-	-	-	-	-	-	-	-	-	-	-	-	-	-	-	-
C22	Liver	-	-	-	-	1	-	6	2	2	3	1	3	3	3	3	2	-	26	4.88
C23-C24	Gallbladder etc.	-	-	-	-	-	-	-	1	-	-	-	-	1	-	1	-	-	3	0.56
C25	Pancreas	-	-	-	-	-	-	-	-	-	1	-	-	-	-	-	1	-	2	0.38
C30-C31	Nose, Sinuses etc.	-	-	-	-	-	-	-	-	-	-	-	-	-	-	-	-	-	-	-
C32	Larynx	-	-	-	-	-	-	-	-	2	-	-	1	-	-	-	1	-	4	0.75
C33-C34	Lung etc.	-	-	-	-	-	1	2	2	4	1	9	12	9	13	14	11	-	78	14.63
C37-C38	Other Thoracic Organs	-	-	-	-	-	-	-	-	-	-	-	-	-	-	-	-	-	-	-
C40-C41	Bone	-	-	-	-	-	-	-	-	-	-	-	1	-	-	-	1	-	2	0.38
C43	Melanoma of Skin	-	-	-	-	-	-	-	-	-	-	-	-	-	-	1	-	-	1	0.19
C44	Other Skin	-	-	-	-	1	-	-	-	-	-	-	-	-	1	-	2	-	4	0.75
C45	Mesothelioma	-	-	-	-	-	-	-	-	-	-	-	-	-	-	-	-	-	-	-
C46	Kaposi Sarcoma	-	-	-	-	-	-	-	-	-	-	-	-	-	-	-	-	-	-	-
C47+C49	Conn. & Soft Tissue	-	-	-	-	-	-	-	-	1	-	-	-	-	-	2	-	-	3	0.56
C50	Breast	-	-	-	-	-	-	-	-	-	-	-	-	-	-	-	-	-	-	-
C60	Penis	-	-	-	-	-	-	-	-	-	-	-	-	-	-	1	-	-	1	0.19
C61	Prostate	-	-	-	-	-	-	-	-	-	-	-	-	-	-	-	3	-	3	0.56
C62	Testis	-	-	-	-	-	-	-	-	-	-	-	-	-	-	-	-	-	-	-
C63	Other Male Genital	-	-	-	-	-	-	-	-	-	-	-	-	-	-	-	-	-	-	-
C64	Kidney etc.	2	-	-	-	-	-	-	-	-	-	-	-	-	-	-	1	-	3	0.56
C65	Renal Pelvis	-	-	-	-	-	-	-	-	-	-	-	-	-	-	-	-	-	-	-
C66	Ureter	-	-	-	-	-	-	-	-	-	-	-	-	-	-	-	-	-	-	-
C67	Bladder	-	-	-	-	-	-	-	-	-	-	-	-	-	-	-	-	-	-	-
C68	Uns. Urinary Organs	-	-	-	-	-	-	-	-	-	-	-	-	-	-	-	-	-	-	-
C69	Eye	-	-	-	-	-	-	-	-	-	-	-	-	-	-	-	-	-	-	-
C70-C72	Brain, Nervous System	-	-	-	-	-	1	-	-	2	1	-	-	1	1	-	-	-	6	1.13
C73	Thyroid	-	-	-	-	-	-	-	-	-	1	-	1	-	1	-	-	-	3	0.56
C74	Adrenal Gland	-	-	-	-	-	-	-	-	-	-	-	-	-	-	-	-	-	-	-
C81	Hodgkins Disease	-	-	-	-	-	-	-	-	-	-	-	-	-	-	-	-	-	-	-
C82-85,C96	NHL	-	-	-	-	-	-	-	-	2	-	-	-	-	-	-	1	-	3	0.56
C88	Malig Imn.Prol D	-	-	-	-	-	-	-	-	-	-	-	-	-	-	-	-	-	-	-
C90	Multiple Myeloma	-	-	-	-	-	-	-	-	-	-	-	-	-	-	-	1	-	1	0.19
C91	Lymphoid Leuk.	-	-	1	1	-	-	-	-	-	-	-	-	-	-	-	-	-	2	0.38
C92-C94	Myeloid Leukaemia	-	-	-	-	-	1	-	-	3	1	-	1	-	-	-	-	-	6	1.13
C95	Leukaemia Uns	1	1	2	1	-	-	-	1	-	1	-	-	1	-	-	-	-	8	1.50
O&U *	Other and Uns	2	-	1	2	-	2	1	4	12	11	16	17	21	17	17	23	1	147	27.58
	All Sites	5	3	4	4	2	5	11	13	52	46	54	72	61	63	61	76	1	533	100.00

**TABLE MIO-7 (b): Number of Cancer Deaths by Five Year Age Group and Site (ICD-10):
2006-2008 – Females**

% = Relative Proportion of Cancers of All Sites

Mizoram State - Excl. Aizawl District

ICD-10	Site	0-4	5-9	10-14	15-19	20-24	25-29	30-34	35-39	40-44	45-49	50-54	55-59	60-64	65-69	70-74	75+	Unkn	Total	%
C00	Lip	-	-	-	-	-	-	-	-	-	-	-	-	-	-	-	-	-	-	-
C01-C02	Tongue	-	-	-	-	-	-	-	-	-	-	-	1	-	-	-	-	-	1	0.26
C03-C06	Mouth	-	-	-	-	-	-	-	-	1	-	-	1	1	1	-	-	-	4	1.02
C07-C08	Salivary Gland	-	-	-	-	-	-	-	-	-	-	-	-	-	-	-	-	-	-	-
C09	Tonsil	-	-	-	-	-	1	-	-	-	-	-	-	-	-	-	-	-	1	0.26
C10	Oth. Oropharynx	-	-	-	-	-	-	-	-	-	-	-	-	-	-	-	-	-	-	-
C11	Nasopharynx	-	-	-	-	-	1	-	-	-	1	-	-	1	-	-	1	-	4	1.02
C12-C13	Hypopharynx	-	-	-	-	-	-	-	-	-	-	-	-	-	-	-	-	-	-	-
C14	Pharynx Unspecified	-	-	-	-	-	-	-	1	1	-	1	1	-	-	1	1	-	6	1.53
C15	Oesophagus	-	-	-	-	-	-	-	-	-	-	1	-	-	1	2	-	-	4	1.02
C16	Stomach	-	-	-	-	-	-	2	1	2	2	6	11	9	12	12	5	-	62	15.86
C17	Small Intestine	-	-	-	-	-	-	-	-	-	-	-	-	-	-	-	-	-	-	-
C18	Colon	-	-	-	-	-	-	-	2	-	-	-	-	-	-	-	-	-	2	0.51
C19-C20	Rectum	-	-	-	-	-	-	1	-	-	-	1	1	-	1	1	3	-	8	2.05
C21	Anus & Anal Canal	-	-	-	-	-	-	-	-	-	-	-	-	-	-	-	-	-	-	-
C22	Liver	-	-	-	-	-	-	-	-	-	2	2	1	2	4	2	3	-	16	4.09
C23-C24	Gallbladder etc.	-	-	-	-	-	-	-	-	-	-	-	3	-	2	1	-	-	6	1.53
C25	Pancreas	-	-	-	-	-	-	-	-	-	-	-	-	-	-	-	-	-	-	-
C30-C31	Nose, Sinuses etc.	-	-	-	-	-	-	-	1	-	-	-	-	-	-	-	-	-	1	0.26
C32	Larynx	-	-	-	-	-	-	-	-	-	-	1	-	-	-	-	-	-	1	0.26
C33-C34	Lung etc.	-	-	-	-	-	1	-	-	3	-	8	13	22	16	8	12	-	83	21.23
C37-C38	Other Thoracic Organs	-	-	-	-	-	-	-	-	-	-	-	-	-	-	-	-	-	-	-
C40-C41	Bone	-	-	-	1	-	-	-	-	-	-	1	-	1	-	-	1	-	4	1.02
C43	Melanoma of Skin	-	-	-	-	-	-	-	-	-	-	-	-	-	-	-	-	-	-	-
C44	Other Skin	-	-	-	-	-	-	1	-	-	-	-	-	1	-	1	-	-	3	0.77
C45	Mesothelioma	-	-	-	-	-	-	-	-	-	-	-	-	-	-	-	-	-	-	-
C46	Kaposi Sarcoma	-	-	-	-	-	-	-	-	-	-	-	-	-	-	-	-	-	-	-
C47+C49	Conn. & Soft Tissue	-	-	-	-	-	1	1	-	-	1	-	-	1	-	-	-	-	4	1.02
C50	Breast	-	-	-	-	-	2	-	3	5	-	3	2	1	1	1	2	-	20	5.12
C51	Vulva	-	-	-	-	-	-	-	-	-	1	-	-	-	-	-	-	-	1	0.26
C52	Vagina	-	-	-	-	-	-	-	-	-	-	-	-	-	-	-	-	-	-	-
C53	Cervix Uteri	-	-	-	-	-	-	1	3	3	4	2	2	-	5	2	1	-	23	5.88
C54	Corpus Uteri	-	-	-	-	-	-	-	-	-	-	1	-	1	-	-	-	-	2	0.51
C55	Uterus Unspecified	-	-	-	-	-	-	-	-	-	1	-	-	-	1	-	-	-	2	0.51
C56	Ovary etc.	-	-	-	-	-	-	-	-	3	2	4	-	-	-	-	-	-	9	2.30
C57	Other Female Genital	-	-	-	-	-	-	-	-	-	-	-	-	-	-	-	-	-	-	-
C58	Placenta	-	-	-	-	-	-	-	-	-	-	-	-	-	-	-	-	-	-	-
C64	Kidney etc.	1	-	-	-	-	-	-	-	1	-	-	-	-	-	-	-	-	2	0.51
C65	Renal Pelvis	-	-	-	-	-	-	-	-	-	-	-	-	-	-	-	-	-	-	-
C66	Ureter	-	-	-	-	-	-	-	-	-	-	-	-	-	-	-	-	-	-	-
C67	Bladder	-	-	-	-	-	-	-	-	-	-	-	-	-	-	-	1	-	1	0.26
C68	Uns. Urinary Organs	-	-	-	-	-	-	-	-	-	-	-	-	-	-	-	-	-	-	-
C69	Eye	1	-	-	-	-	-	-	-	-	-	-	-	-	-	-	-	-	1	0.26
C70-C72	Brain, Nervous System	-	-	-	-	-	-	-	-	-	-	-	-	-	-	-	-	-	-	-
C73	Thyroid	-	-	-	-	-	-	-	1	-	-	-	-	-	-	1	-	-	2	0.51
C74	Adrenal Gland	-	-	-	-	-	-	-	-	-	-	-	-	-	-	-	-	-	-	-
C81	Hodgkins Disease	-	-	-	-	-	-	-	-	-	-	-	-	-	-	-	-	-	-	-
C82-85,C96	NHL	-	-	-	-	-	-	-	-	-	-	-	-	-	-	-	1	-	1	0.26
C88	Malig Imn.Prol D	-	-	-	-	-	-	-	-	-	-	-	-	-	-	-	-	-	-	-
C90	Multiple Myeloma	-	-	-	-	-	-	-	-	-	-	-	-	-	-	-	-	-	-	-
C91	Lymphoid Leuk.	2	1	-	-	-	-	-	-	-	-	-	-	-	-	-	-	-	3	0.77
C92-C94	Myeloid Leukaemia	1	1	2	-	-	1	-	1	-	-	1	1	-	1	1	-	-	10	2.56
C95	Leukaemia Uns	2	1	-	-	-	1	-	-	-	1	-	-	-	-	-	-	-	5	1.28
O&U*	Other and Uns	-	-	1	-	1	1	2	3	11	12	9	5	13	13	6	21	1	99	25.32
	All Sites	7	3	3	1	1	9	8	16	30	27	41	42	53	58	39	52	1	391	100.00

TABLE MIO-8(a):
Average Annual Age Specific, Crude (CR), Age Adjusted (AAR) (with Standard Error (SE)) and
Truncated (35-64 yrs) (TR) Mortality Rate per 100,000 population: 2006-2008 - Males
Mizoram State - Excl. Aizawl District

ICD-10	0-4	5-9	10-14	15-19	20-24	25-29	30-34	35-39	40-44	45-49	50-54	55-59	60-64	65-69	70-74	>75	CR	AAR	SE	TR
C00	-	-	-	-	-	-	-	-	-	-	-	-	-	-	-	-	-	-	-	-
C01-C02	-	-	-	-	-	-	-	-	1.8	4.4	-	7.8	-	-	-	-	0.5	0.7	0.31	2.2
C03-C06	-	-	-	-	-	-	-	-	-	2.2	7.5	3.9	-	-	-	15.0	0.7	1.0	0.37	2.1
C07-C08	-	-	-	-	-	-	-	-	-	-	-	-	-	-	-	-	-	-	-	-
C09	-	-	-	-	-	-	-	-	-	-	-	-	-	-	-	-	-	-	-	-
C10	-	-	-	-	-	-	-	-	-	2.2	2.5	3.9	-	-	-	-	0.3	0.4	0.24	1.3
C11	-	-	-	-	-	-	-	-	3.5	2.2	-	7.8	10.4	-	16.2	7.5	1.0	1.5	0.50	3.5
C12-C13	-	-	-	-	-	-	-	-	5.3	8.9	2.5	7.8	-	6.4	-	7.5	1.2	1.6	0.48	4.2
C14	-	-	-	-	-	-	-	-	5.3	4.4	7.5	3.9	-	-	16.2	15.0	1.3	1.7	0.49	3.6
C15	-	-	-	-	-	-	-	-	8.9	15.5	15.1	42.6	41.6	19.1	32.4	7.5	4.4	7.0	1.06	18.0
C16	-	1.6	-	-	-	-	1.6	4.3	17.7	17.7	35.1	62.0	78.1	121.0	113.5	158.0	12.0	19.1	1.76	31.4
C17	-	-	-	-	-	-	-	-	-	-	-	-	-	12.7	-	-	0.2	0.4	0.27	-
C18	-	-	-	-	-	-	-	-	-	-	2.5	3.9	-	-	-	7.5	0.3	0.4	0.25	0.9
C19-C20	-	-	-	-	-	-	1.6	-	-	-	-	3.9	-	12.7	-	-	0.4	0.6	0.33	0.5
C21	-	-	-	-	-	-	-	-	-	-	-	-	-	-	-	-	-	-	-	-
C22	-	-	-	-	1.0	-	9.4	2.9	3.5	6.7	-	3.9	15.6	19.1	24.3	15.0	2.5	3.6	0.73	5.0
C23-C24	-	-	-	-	-	-	-	1.4	-	-	-	-	5.2	-	8.1	-	0.3	0.5	0.28	1.0
C25	-	-	-	-	-	-	-	-	-	2.2	-	-	-	-	-	7.5	0.2	0.3	0.20	0.4
C30-C31	-	-	-	-	-	-	-	-	-	-	-	-	-	-	-	-	-	-	-	-
C32	-	-	-	-	-	-	-	-	3.5	-	-	3.9	-	-	-	7.5	0.4	0.5	0.26	1.2
C33-C34	-	-	-	-	-	1.2	3.1	2.9	7.1	2.2	22.6	46.5	46.8	82.8	113.5	82.8	7.6	12.3	1.42	18.0
C37-C38	-	-	-	-	-	-	-	-	-	-	-	-	-	-	-	-	-	-	-	-
C40-C41	-	-	-	-	-	-	-	-	-	-	-	3.9	-	-	-	7.5	0.2	0.3	0.22	0.5
C43	-	-	-	-	-	-	-	-	-	-	-	-	-	-	8.1	-	0.1	0.2	0.16	-
C44	-	-	-	-	1.0	-	-	-	-	-	-	-	-	6.4	-	15.0	0.4	0.6	0.30	-
C45	-	-	-	-	-	-	-	-	-	-	-	-	-	-	-	-	-	-	-	-
C46	-	-	-	-	-	-	-	-	-	-	-	-	-	-	-	-	-	-	-	-
C47+C49	-	-	-	-	-	-	-	-	1.8	-	-	-	-	-	16.2	-	0.3	0.4	0.25	0.3
C50	-	-	-	-	-	-	-	-	-	-	-	-	-	-	-	-	-	-	-	-
C60	-	-	-	-	-	-	-	-	-	-	-	-	-	-	8.1	-	0.1	0.2	0.16	-
C61	-	-	-	-	-	-	-	-	-	-	-	-	-	-	-	22.6	0.3	0.5	0.26	-
C62	-	-	-	-	-	-	-	-	-	-	-	-	-	-	-	-	-	-	-	-
C63	-	-	-	-	-	-	-	-	-	-	-	-	-	-	-	-	-	-	-	-
C64	1.7	-	-	-	-	-	-	-	-	-	-	-	-	-	-	7.5	0.3	0.4	0.21	-
C65	-	-	-	-	-	-	-	-	-	-	-	-	-	-	-	-	-	-	-	-
C66	-	-	-	-	-	-	-	-	-	-	-	-	-	-	-	-	-	-	-	-
C67	-	-	-	-	-	-	-	-	-	-	-	-	-	-	-	-	-	-	-	-
C68	-	-	-	-	-	-	-	-	-	-	-	-	-	-	-	-	-	-	-	-
C69	-	-	-	-	-	-	-	-	-	-	-	-	-	-	-	-	-	-	-	-
C70-C72	-	-	-	-	-	1.2	-	-	3.5	2.2	-	-	5.2	6.4	-	-	0.6	0.8	0.36	1.8
C73	-	-	-	-	-	-	-	-	-	2.2	-	3.9	-	6.4	-	-	0.3	0.5	0.28	0.9
C74	-	-	-	-	-	-	-	-	-	-	-	-	-	-	-	-	-	-	-	-
C81	-	-	-	-	-	-	-	-	-	-	-	-	-	-	-	-	-	-	-	-
C82-85,C96	-	-	-	-	-	-	-	-	3.5	-	-	-	-	-	-	7.5	0.3	0.4	0.21	0.7
C88	-	-	-	-	-	-	-	-	-	-	-	-	-	-	-	-	-	-	-	-
C90	-	-	-	-	-	-	-	-	-	-	-	-	-	-	-	7.5	0.1	0.2	0.15	-
C91	-	-	0.8	0.9	-	-	-	-	-	-	-	-	-	-	-	-	0.2	0.2	0.11	-
C92-C94	-	-	-	-	-	1.2	-	-	5.3	2.2	-	3.9	-	-	-	-	0.6	0.7	0.29	2.0
C95	0.9	0.8	1.6	0.9	-	-	-	1.4	-	2.2	-	-	5.2	-	-	-	0.8	0.8	0.32	1.4
O&U *	1.7	-	0.8	1.8	-	2.3	1.6	5.8	21.3	24.4	40.2	65.9	109.3	108.3	137.8	173.0	14.3	22.3	1.89	39.0
All	4.3	2.4	3.1	3.7	2.0	5.9	17.2	18.7	92.2	102.0	135.5	279.1	317.4	401.3	494.4	571.8	51.9	80.0	3.55	140.0

TABLE MIO-8(b):
Average Annual Age Specific, Crude (CR), Age Adjusted (AAR) (with Standard Error (SE)) and
Truncated (35-64 Yrs) (TR) Mortality Rate per 100,000 population: 2006-2008 - Females
Mizoram State - Excl. Aizawl District

ICD-10	0-4	5-9	10-14	15-19	20-24	25-29	30-34	35-39	40-44	45-49	50-54	55-59	60-64	65-69	70-74	>75	CR	AAR	SE	TR
C00	-	-	-	-	-	-	-	-	-	-	-	-	-	-	-	-	-	-	-	-
C01-C02	-	-	-	-	-	-	-	-	-	-	-	8.6	-	-	-	-	0.1	0.3	0.34	1.1
C03-C06	-	-	-	-	-	-	-	-	3.0	-	-	8.6	10.0	11.8	-	-	0.4	1.3	0.66	3.0
C07-C08	-	-	-	-	-	-	-	-	-	-	-	-	-	-	-	-	-	-	-	-
C09	-	-	-	-	-	1.9	-	-	-	-	-	-	-	-	-	-	0.1	0.1	0.15	-
C10	-	-	-	-	-	-	-	-	-	-	-	-	-	-	-	-	-	-	-	-
C11	-	-	-	-	-	1.9	-	-	-	4.3	-	-	10.0	-	-	12.3	0.4	1.1	0.56	2.1
C12-C13	-	-	-	-	-	-	-	-	-	-	-	-	-	-	-	-	-	-	-	-
C14	-	-	-	-	-	-	-	2.3	3.0	-	5.1	8.6	-	-	15.2	12.3	0.6	1.5	0.62	3.0
C15	-	-	-	-	-	-	-	-	-	-	5.1	-	-	11.8	30.5	-	0.4	1.2	0.61	0.8
C16	-	-	-	-	-	-	4.9	2.3	6.0	8.7	30.6	94.6	89.7	141.6	182.8	61.3	6.5	19.3	2.51	32.0
C17	-	-	-	-	-	-	-	-	-	-	-	-	-	-	-	-	-	-	-	-
C18	-	-	-	-	-	-	-	4.6	-	-	-	-	-	-	-	-	0.2	0.3	0.20	0.9
C19-C20	-	-	-	-	-	-	2.5	-	-	-	5.1	8.6	-	11.8	15.2	36.8	0.8	2.1	0.78	1.9
C21	-	-	-	-	-	-	-	-	-	-	-	-	-	-	-	-	-	-	-	-
C22	-	-	-	-	-	-	-	-	-	8.7	10.2	8.6	19.9	47.2	30.5	36.8	1.7	4.9	1.25	7.0
C23-C24	-	-	-	-	-	-	-	-	-	-	-	25.8	-	23.6	15.2	-	0.6	2.0	0.84	3.3
C25	-	-	-	-	-	-	-	-	-	-	-	-	-	-	-	-	-	-	-	-
C30-C31	-	-	-	-	-	-	-	2.3	-	-	-	-	-	-	-	-	0.1	0.1	0.14	0.4
C32	-	-	-	-	-	-	-	-	-	-	5.1	-	-	-	-	-	0.1	0.3	0.26	0.8
C33-C34	-	-	-	-	-	1.9	-	-	9.0	-	40.9	111.7	219.3	188.8	121.8	147.1	8.6	27.0	3.02	51.0
C37-C38	-	-	-	-	-	-	-	-	-	-	-	-	-	-	-	-	-	-	-	-
C40-C41	-	-	-	1.4	-	-	-	-	-	-	5.1	-	10.0	-	-	12.3	0.4	1.0	0.55	2.1
C43	-	-	-	-	-	-	-	-	-	-	-	-	-	-	-	-	-	-	-	-
C44	-	-	-	-	-	-	2.5	-	-	-	-	-	10.0	-	15.2	-	0.3	0.9	0.52	1.3
C45	-	-	-	-	-	-	-	-	-	-	-	-	-	-	-	-	-	-	-	-
C46	-	-	-	-	-	-	-	-	-	-	-	-	-	-	-	-	-	-	-	-
C47+C49	-	-	-	-	-	1.9	2.5	-	-	4.3	-	-	10.0	-	-	-	0.4	1.0	0.52	2.1
C50	-	-	-	-	-	3.7	-	7.0	15.0	-	15.3	17.2	10.0	11.8	15.2	24.5	2.1	4.6	1.09	10.2
C51	-	-	-	-	-	-	-	-	-	4.3	-	-	-	-	-	-	0.1	0.3	0.26	0.8
C52	-	-	-	-	-	-	-	-	-	-	-	-	-	-	-	-	-	-	-	-
C53	-	-	-	-	-	-	2.5	7.0	9.0	17.3	10.2	17.2	-	59.0	30.5	12.3	2.4	6.0	1.30	10.3
C54	-	-	-	-	-	-	-	-	-	-	5.1	-	10.0	-	-	-	0.2	0.7	0.47	2.1
C55	-	-	-	-	-	-	-	-	-	4.3	-	-	-	11.8	-	-	0.2	0.6	0.44	0.8
C56	-	-	-	-	-	-	-	-	9.0	8.7	20.4	-	-	-	-	-	0.9	2.1	0.70	6.7
C57	-	-	-	-	-	-	-	-	-	-	-	-	-	-	-	-	-	-	-	-
C58	-	-	-	-	-	-	-	-	-	-	-	-	-	-	-	-	-	-	-	-
C64	2.1	-	-	-	-	-	-	-	3.0	-	-	-	-	-	-	-	0.2	0.4	0.31	0.6
C65	-	-	-	-	-	-	-	-	-	-	-	-	-	-	-	-	-	-	-	-
C66	-	-	-	-	-	-	-	-	-	-	-	-	-	-	-	-	-	-	-	-
C67	-	-	-	-	-	-	-	-	-	-	-	-	-	-	-	12.3	0.1	0.2	0.25	-
C68	-	-	-	-	-	-	-	-	-	-	-	-	-	-	-	-	-	-	-	-
C69	2.1	-	-	-	-	-	-	-	-	-	-	-	-	-	-	-	0.1	0.2	0.25	-
C70-C72	-	-	-	-	-	-	-	-	-	-	-	-	-	-	-	-	-	-	-	-
C73	-	-	-	-	-	-	-	2.3	-	-	-	-	-	-	-	15.2	-	-	-	-
C74	-	-	-	-	-	-	-	-	-	-	-	-	-	-	-	-	0.2	0.4	0.33	0.4
C81	-	-	-	-	-	-	-	-	-	-	-	-	-	-	-	-	-	-	-	-
C82-85,C96	-	-	-	-	-	-	-	-	-	-	-	-	-	-	-	12.3	0.1	0.2	0.25	-
C88	-	-	-	-	-	-	-	-	-	-	-	-	-	-	-	-	-	-	-	-
C90	-	-	-	-	-	-	-	-	-	-	-	-	-	-	-	-	-	-	-	-
C91	4.2	1.9	-	-	-	-	-	-	-	-	-	-	-	-	-	-	0.3	0.7	0.40	-
C92-C94	2.1	1.9	3.3	-	-	1.9	-	2.3	-	-	5.1	8.6	-	11.8	15.2	-	1.0	2.3	0.77	2.4
C95	4.2	1.9	-	-	-	1.9	-	-	-	4.3	-	-	-	-	-	-	0.5	1.1	0.50	0.8
O&U *	-	-	1.6	-	1.4	1.9	4.9	7.0	32.9	52.0	46.0	43.0	129.6	153.4	91.4	257.4	10.3	27.0	2.83	47.5
All	14.6	5.8	4.9	1.4	1.4	16.7	19.7	37.2	89.8	117.1	209.4	361.0	528.3	684.4	594.0	637.4	40.7	63.7	3.31	110.4

TABLE MIO-9(a): Cumulative Rate (Cu.Rate%) & Cumulative Risk (Cu.Risk) of individual sites (ICD-10) based on age specific rates (from 0-64 years and from 0-74 years) : 2006-2008 - Males
Mizoram State - Excl. Aizawl District

ICD-10	Site	0 - 64 Years		0 - 74 Years	
		Cu. Rate %	Cu. Risk	Cu. Rate%	Cu. Risk
C00	Lip	0.04	0.04	0.04	0.04
C01-C02	Tongue	0.14	0.14	0.18	0.18
C03-C06	Mouth	0.15	0.15	0.18	0.18
C07-C08	Salivary Gland	0.01	0.01	0.01	0.01
C09	Tonsil	0.02	0.02	0.02	0.02
C10	Oth. Oropharynx	0.12	0.12	0.16	0.16
C11	Nasopharynx	0.28	0.28	0.53	0.53
C12-C13	Hypopharynx	0.60	0.60	0.63	0.63
C14	Pharynx Unspecified	0.07	0.07	0.11	0.11
C15	Oesophagus	1.14	1.13	1.58	1.59
C16	Stomach	2.29	2.27	4.40	4.50
C17	Small Intestine	0.01	0.01	0.07	0.07
C18	Colon	0.09	0.09	0.13	0.13
C19-C20	Rectum	0.19	0.19	0.33	0.33
C21	Anus & Anal Canal	0.00	0.00	0.00	0.00
C22	Liver	0.42	0.42	0.78	0.78
C23-C24	Gallbladder etc.	0.08	0.08	0.12	0.12
C25	Pancreas	0.06	0.06	0.06	0.06
C30-C31	Nose, Sinuses etc.	0.01	0.01	0.04	0.04
C32	Larynx	0.17	0.17	0.20	0.20
C33-C34	Lung etc.	0.94	0.94	2.44	2.47
C37-C38	Other Thoracic Organs	0.00	0.00	0.00	0.00
C40-C41	Bone	0.05	0.05	0.05	0.05
C43	Melanoma of Skin	0.00	0.00	0.00	0.00
C44	Other Skin	0.03	0.03	0.10	0.10
C45	Mesothelioma	0.00	0.00	0.00	0.00
C46	Kaposi Sarcoma	0.00	0.00	0.00	0.00
C47 + C49	Conn. & Soft Tissue	0.05	0.05	0.09	0.09
C50	Breast	0.00	0.00	0.00	0.00
C60	Penis	0.08	0.08	0.15	0.15
C61	Prostate	0.00	0.00	0.15	0.15
C62	Testis	0.02	0.02	0.02	0.02
C63	Other Male Genital	0.00	0.00	0.00	0.00
C64	Kidney, etc.	0.02	0.02	0.02	0.02
C65	Renal Pelvis	0.00	0.00	0.00	0.00
C66	Ureter	0.00	0.00	0.00	0.00
C67	Bladder	0.05	0.05	0.09	0.09
C68	Uns.Urinary Organs	0.00	0.00	0.00	0.00
C69	Eye	0.01	0.01	0.01	0.01
C70-C72	Brain, Nervous System	0.06	0.06	0.10	0.10
C73	Thyroid	0.04	0.04	0.08	0.08
C74	Adrenal Gland	0.00	0.00	0.00	0.00
C81	Hodgkins Disease	0.01	0.01	0.01	0.01
C82-85,C96	NHL	0.07	0.07	0.13	0.13
C88	Malig Immn.Prol D	0.00	0.00	0.00	0.00
C90	Multiple Myeloma	0.00	0.00	0.00	0.00
C91	Lymphoid Leuk.	0.03	0.03	0.03	0.03
C92-C94	Myeloid Leukaemia	0.15	0.15	0.15	0.15
C95	Leukaemia Uns	0.06	0.06	0.06	0.06
O&U *	Other and Uns	1.60	1.58	2.77	2.81
	All Sites	9.16	8.76	16.24	14.99

TABLE MIO-9(b): Cumulative Rate (Cu.Rate%) & Cumulative Risk (Cu.Risk) of individual sites (ICD-10) based on age specific rates (from 0-64 years and from 0-74 years) : 2006-2008 - Females
Mizoram State - Excl. Aizawl District

ICD-10	Site	0 - 64 Years		0 - 74 Years	
		Cu. Rate %	Cu. Risk	Cu. Rate%	Cu. Risk
C00	Lip	0.04	0.04	0.04	0.04
C01-C02	Tongue	0.05	0.05	0.10	0.10
C03-C06	Mouth	0.06	0.06	0.11	0.11
C07-C08	Salivary Gland	0.00	0.00	0.04	0.04
C09	Tonsil	0.03	0.03	0.06	0.06
C10	Oth. Oropharynx	0.04	0.04	0.04	0.04
C11	Nasopharynx	0.13	0.13	0.21	0.21
C12-C13	Hypopharynx	0.05	0.05	0.05	0.05
C14	Pharynx Unspecified	0.05	0.05	0.13	0.13
C15	Oesophagus	0.12	0.12	0.24	0.24
C16	Stomach	1.27	1.26	2.46	2.49
C17	Small Intestine	0.00	0.00	0.00	0.00
C18	Colon	0.08	0.08	0.11	0.11
C19-C20	Rectum	0.14	0.14	0.30	0.30
C21	Anus & Anal Canal	0.00	0.00	0.00	0.00
C22	Liver	0.35	0.35	0.57	0.57
C23-C24	Gallbladder etc.	0.14	0.14	0.25	0.25
C25	Pancreas	0.09	0.09	0.09	0.09
C30-C31	Nose, Sinuses etc.	0.01	0.01	0.01	0.01
C32	Larynx	0.01	0.01	0.01	0.01
C33-C34	Lung etc.	1.41	1.40	2.32	2.35
C37-C38	Other Thoracic Organs	0.00	0.00	0.00	0.00
C40-C41	Bone	0.05	0.05	0.09	0.09
C43	Melanoma of Skin	0.00	0.00	0.00	0.00
C44	Other Skin	0.12	0.12	0.25	0.25
C45	Mesothelioma	0.00	0.00	0.00	0.00
C46	Kaposi Sarcoma	0.00	0.00	0.00	0.00
C47+C49	Conn. & Soft Tissue	0.06	0.06	0.10	0.10
C50	Breast	0.83	0.83	1.18	1.19
C51	Vulva	0.06	0.06	0.06	0.06
C52	Vagina	0.00	0.00	0.00	0.00
C53	Cervix Uteri	1.23	1.22	1.52	1.53
C54	Corpus Uteri	0.17	0.17	0.17	0.17
C55	Uterus Unspecified	0.02	0.02	0.06	0.06
C56	Ovary etc.	0.16	0.16	0.23	0.23
C57	Other Female Genital	0.01	0.01	0.01	0.01
C58	Placenta	0.06	0.06	0.06	0.06
C64	Kidney etc.	0.00	0.00	0.00	0.00
C65	Renal Pelvis	0.00	0.00	0.00	0.00
C66	Ureter	0.00	0.00	0.00	0.00
C67	Bladder	0.02	0.02	0.12	0.12
C68	Uns.Urinary Organs	0.00	0.00	0.00	0.00
C69	Eye	0.01	0.01	0.05	0.05
C70-C72	Brain, Nervous System	0.00	0.00	0.00	0.00
C73	Thyroid	0.14	0.14	0.17	0.17
C74	Adrenal Gland	0.00	0.00	0.00	0.00
C81	Hodgkins Disease	0.00	0.00	0.00	0.00
C82-85,C96	NHL	0.02	0.02	0.06	0.06
C88	Malig Imn.Prol D	0.00	0.00	0.00	0.00
C90	Multiple Myeloma	0.01	0.01	0.01	0.01
C91	Lymphoid Leuk.	0.02	0.02	0.02	0.02
C92-C94	Myeloid Leukaemia	0.08	0.08	0.15	0.15
C95	Leukaemia Uns	0.08	0.08	0.08	0.08
O&U *	Other and Uns	1.25	1.25	2.31	2.34
	All Sites	8.52	8.17	13.97	13.04

POPULATION BASED CANCER REGISTRY, SIKKIM STATE

Sir Thutob Namgyal Memorial Hospital, Gangtok

Dr I.L. Sharma, Director cum Medical Superintendent

Dr Yogesh Verma, Principal Investigator

Dr Prakash Pradhan, Co-Principal Investigator

The population based cancer registry was commenced in July 2003 under the NCRP of the ICMR with the main objective of assessing the magnitude and type of various cancers in Sikkim.

Sikkim is one of the North-Eastern States of India and is bordered by three international borders China in the North, Nepal in the West and Bhutan in the East. The terrain of Sikkim is mountainous and the population sparse and scattered. The total population as per the 2001 census was 5,40,851. Sikkim Population Based Cancer Registry covers the entire state of Sikkim with an area of 7,096 sq. km.

The registration of cancer cases is done by active registration. The sources of data collection include all the government hospitals, private clinics, the Sikkim Manipal Institute of Medical Sciences, primary health centres and Births and Deaths office.

Sikkim does not have a dedicated cancer treatment centre and hence most of the patients diagnosed with cancer are sent out for treatment to Kolkata, New Delhi and Mumbai. The Government of Sikkim provides financial assistance to domicile and government employees of the state. Because of this unique referral system the registry staff is able to register cases from the referral system which maintains a single register for the whole state. Over a period of time most of the patients registered are interviewed to collect socio-demographic details. Information on clinical items such as stage of disease, treatment details, primary site of tumour (when not available) are obtained by the social investigator from the patient when they return from the cancer treatment facilities.

Information on deaths is collected from the office of Births and Deaths located at Gangtok. However where the details like name, cause of death is not available, Social Investigator visits all the Government hospitals and PHCs of the state to update the records. All the deaths in the state are compiled and matched with incident data. Mortality data is also collected from obituary columns of different local newspapers and matched with incident cancer cases.

The registry enjoys good cooperation from all health care facilities in Sikkim with thirty seven sources of registrations. To update our database and for the sake of completeness of core proforma the registry writes to cancer hospitals with patient details for further information on identification of primary site, clinical extent of disease and treatment provided.

The staff of the cancer registry including the Principal Investigator have been trained in cancer case abstraction and coding.

Communication with certain cancer facilities in Mumbai (TATA Memorial Hospital), Kolkata (Cancer Welfare Home), Delhi (Rajiv Gandhi Cancer Hospital), Siliguri (North Bengal Oncology Centre) has been established and they have responded to our request. The information received from the cancer hospitals has helped us in updating our data as far as clinical extent of disease, primary site and treatment is concerned. This also gives an idea on the completeness of information as far as cases is concerned and gives information on the number of cases being missed. Fortunately the number of cases being missed is very negligible. However the cancer registry in Sikkim is in its infancy and the registry staff is developing its own strategies which are specific to the state to ensure completeness.

Mortality information is fairly accurate as all deaths in the state is matched with the cancer mortality and information is extracted.

Acknowledgement

Population Based Cancer Registry would like to acknowledge the Department of Health Care, Human Service and Family Welfare, Government of Sikkim, Registrar of Births and Deaths. All the doctors and staff of Sir Thutob Namgyal Memorial Hospital, all departments of Sikkim Manipal Institute of Medical Sciences, Tadong, Private Clinics and Laboratories, Cancer Welfare Home, Kolkata, Tata Memorial Hospital, Mumbai, Rajiv Gandhi Cancer Hospital, Delhi and North Bengal Oncology Centre, Siliguri for their kind support in providing data.

Registry Staff (PBCR), Gangtok

Dr Nirmal Kumar Gurung	:	Research Officer
Mr Saroj Deep Sapkota	:	Programmer
Mr B.N. Bhattarai	:	Data Entry Operator
Mr Pranay Giri	:	Social Investigator
Mr Prakash Sundas	:	Social Investigator

Figure SKM-1
Population Pyramid showing Age Distribution: 2006-2008
Sikkim State

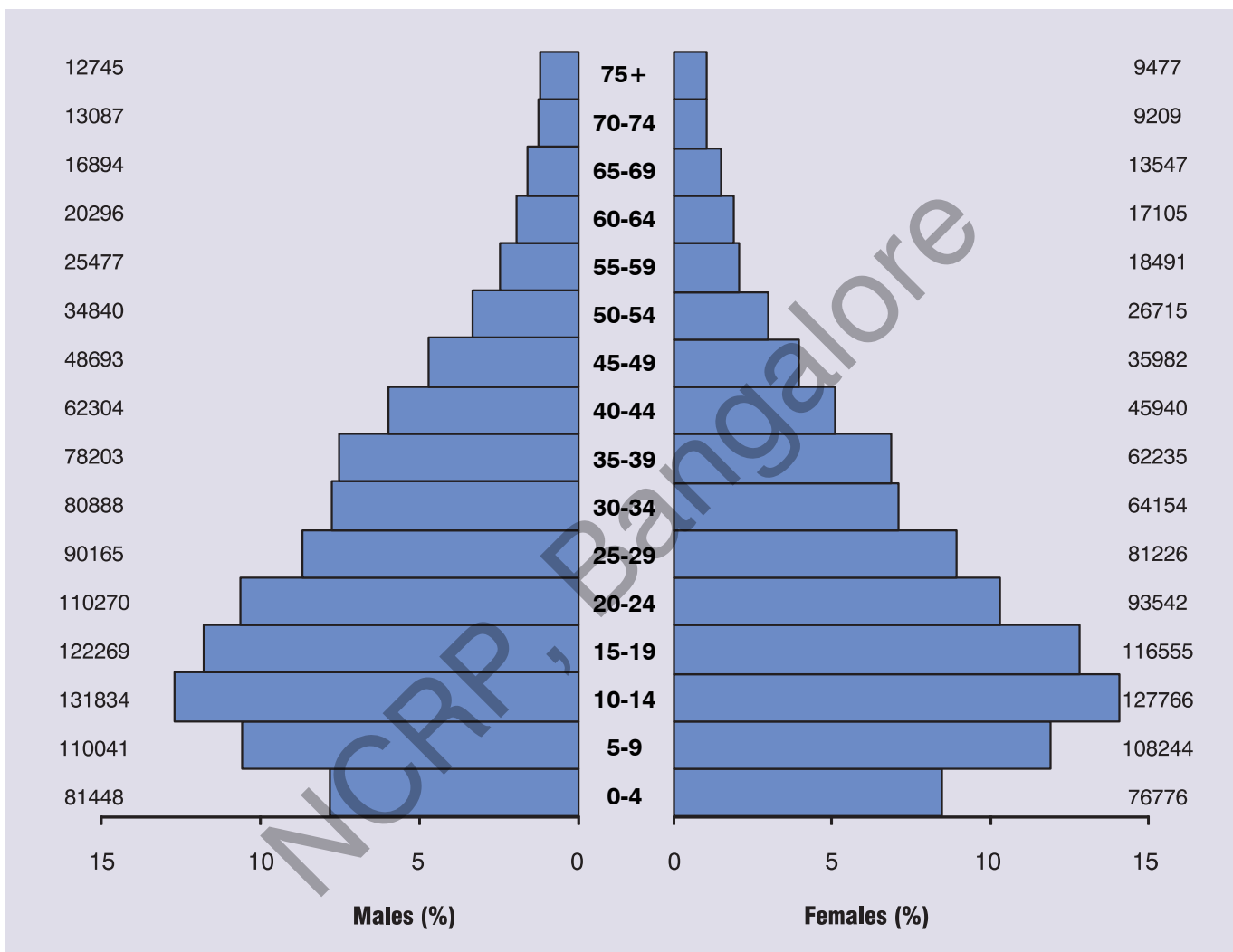


TABLE SKM-1
Population by Five Year Age Group and Gender: 2006-2008
Number and Relative Proportion (%)
Sikkim State

Age Group	Males		Females	
	Number	%	Number	%
0-4	81448	7.8	76776	8.5
5-9	110041	10.6	108244	11.9
10-14	131834	12.7	127766	14.1
15-19	122269	11.8	116555	12.9
20-24	110270	10.6	93542	10.3
25-29	90165	8.7	81226	9.0
30-34	80888	7.8	64154	7.1
35-39	78203	7.5	62235	6.9
40-44	62304	6.0	45940	5.1
45-49	48693	4.7	35982	4.0
50-54	34840	3.4	26715	2.9
55-59	25477	2.5	18491	2.0
60-64	20296	2.0	17105	1.9
65-69	16894	1.6	13547	1.5
70-74	13087	1.3	9209	1.0
75+	12745	1.2	9477	1.0
Total	1039454	100.0	906963	100.0

TABLE SKM-2
Main Sources of Registration of Incident Cases of Cancer: 2006-2008
Sikkim State

Name of the Institution	Number	%
STNM Hospital, Gangtok	780	67.5
CRH, Tadong	104	9.0
Private Clinic	93	8.1
Births and Deaths, Kazi Road, Gangtok	79	6.8
District Hospital, Namchi	30	2.6
DCOs	22	1.9
District Hospital, Singtam	10	0.9
Others	37	3.2
Total	1155	100.0

1. Institutions listed have registered at least one percent of all cases in the registry for the combined years 2006-2008.
2. The numbers and proportion listed are the minimum number of cases. Institutions could have registered/ reported more cases, since duplicate registrations and non-resident/registry cases are not included.

**TABLE SKM-3 (a): Number of Incident Cancers by Five Year Age Group and Site (ICD-10):
2006-2008 – Males**

%= Relative Proportion of Cancers of All Sites.

Sikkim State

ICD-10	Site	0-4	5-9	10-14	15-19	20-24	25-29	30-34	35-39	40-44	45-49	50-54	55-59	60-64	65-69	70-74	75+	Unkn	Total	%
C00	Lip	-	-	-	-	-	-	-	-	-	1	2	-	-	-	-	1	-	4	0.66
C01-C02	Tongue	-	-	-	-	-	-	-	-	-	1	1	3	-	2	2	1	-	10	1.65
C03-C06	Mouth	-	-	-	-	-	-	2	2	1	2	2	2	6	3	1	-	-	21	3.47
C07-C08	Salivary Gland	-	-	-	-	-	-	-	-	1	-	-	-	-	-	-	-	-	1	0.17
C09	Tonsil	-	-	-	-	-	-	-	-	1	3	-	-	1	1	2	1	-	9	1.49
C10	Oth. Oropharynx	-	-	-	-	-	-	-	-	-	-	-	-	-	1	-	-	-	1	0.17
C11	Nasopharynx	-	-	1	1	-	1	1	3	3	3	3	3	2	4	1	1	-	27	4.46
C12-C13	Hypopharynx	-	-	-	-	-	-	-	-	1	1	2	3	1	3	4	4	-	19	3.14
C14	Pharynx Unspecified	-	-	-	-	-	-	-	-	-	-	-	1	3	-	1	1	-	6	0.99
C15	Oesophagus	-	-	-	-	-	-	-	2	2	5	8	5	5	11	12	14	-	64	10.56
C16	Stomach	-	-	-	1	-	-	2	2	1	3	5	8	14	10	12	20	-	78	12.87
C17	Small Intestine	-	-	-	-	-	-	-	-	-	-	-	-	1	-	-	-	-	1	0.17
C18	Colon	-	-	-	-	-	-	-	1	2	-	2	1	1	-	2	1	-	10	1.65
C19-C20	Rectum	-	-	-	-	1	-	-	2	-	-	1	1	2	1	1	3	-	12	1.98
C21	Anus & Anal Canal	-	-	-	-	-	-	-	-	-	-	-	1	-	-	-	-	-	1	0.17
C22	Liver	-	-	-	-	-	1	-	1	2	6	7	3	7	7	9	6	-	49	8.09
C23-C24	Gallbladder etc.	-	-	-	-	-	1	-	-	2	1	2	-	2	-	3	4	-	15	2.48
C25	Pancreas	-	-	-	-	-	-	-	-	-	-	2	1	1	1	-	3	-	8	1.32
C30-C31	Nose, Sinuses etc.	-	-	-	-	-	1	-	-	-	-	-	-	-	-	-	2	-	3	0.50
C32	Larynx	-	-	-	-	-	-	-	-	-	4	2	-	2	6	4	6	-	24	3.96
C33-C34	Lung etc.	-	-	-	-	-	-	1	1	-	3	2	4	5	11	13	11	-	51	8.42
C37-C38	Other Thoracic Organs	-	-	-	-	1	-	-	-	-	-	-	-	-	-	-	-	-	1	0.17
C40-C41	Bone	-	-	1	3	1	-	1	1	1	-	-	-	-	-	-	1	-	9	1.49
C43	Melanoma of Skin	-	-	-	-	-	-	-	-	-	-	-	-	-	-	-	-	-	-	-
C44	Other Skin	-	-	-	-	-	1	-	1	-	1	2	5	2	1	3	5	-	21	3.47
C45	Mesothelioma	-	-	-	-	-	-	-	-	-	-	-	-	-	-	-	-	-	-	-
C46	Kaposi Sarcoma	-	-	-	-	-	-	-	-	-	-	-	-	-	-	-	-	-	-	-
C47+C49	Conn. & Soft Tissue	-	-	-	-	1	2	-	1	-	1	-	-	1	-	-	-	-	6	0.99
C50	Breast	-	-	-	-	-	-	-	-	-	-	1	1	-	-	-	-	-	2	0.33
C60	Penis	-	-	-	-	1	1	-	-	1	-	-	-	-	-	-	-	-	3	0.50
C61	Prostate	-	-	-	-	-	-	-	-	-	-	1	2	-	2	2	3	-	10	1.65
C62	Testis	-	-	-	-	-	-	-	1	-	-	-	-	-	-	-	-	-	1	0.17
C63	Other Male Genital	-	-	-	-	-	-	-	-	-	-	-	-	-	-	-	-	-	-	-
C64	Kidney etc.	1	-	-	-	-	1	-	-	-	-	1	1	-	-	-	-	-	4	0.66
C65	Renal Pelvis	-	-	-	-	-	-	-	-	-	-	-	-	-	-	-	-	-	-	-
C66	Ureter	-	-	-	-	-	-	-	-	-	-	-	-	-	-	-	-	-	-	-
C67	Bladder	-	-	-	-	1	-	-	-	-	2	2	1	1	-	1	3	-	11	1.82
C68	Uns.Urinary Organs	-	-	-	-	-	-	-	-	-	-	-	-	-	-	-	-	-	-	-
C69	Eye	-	1	-	-	-	-	-	-	-	-	-	-	-	-	-	-	-	1	0.17
C70-C72	Brain, Nervous System	1	1	1	-	1	1	3	4	-	1	1	4	-	4	1	1	-	24	3.96
C73	Thyroid	-	-	-	-	1	-	-	1	1	2	-	3	2	1	-	2	-	13	2.15
C74	Adrenal Gland	-	-	-	-	-	-	-	-	-	-	-	-	-	-	-	-	-	-	-
C81	Hodgkins Disease	-	-	-	1	-	-	-	-	-	-	-	-	1	-	1	-	-	3	0.50
C82-C85, C96	NHL	-	2	-	1	-	-	-	-	-	-	1	2	1	-	-	1	-	8	1.32
C88	Malig Imn.Prol D	-	-	-	-	-	-	-	-	-	-	-	-	-	-	-	-	-	-	-
C90	Multiple Myeloma	-	1	-	-	-	-	-	-	-	-	1	-	-	1	-	1	-	4	0.66
C91	Lymphoid Leuk.	-	3	1	1	-	-	-	-	-	-	-	-	-	-	-	-	-	5	0.83
C92-C94	Myeloid Leukaemia	-	-	1	1	1	4	3	1	1	2	-	1	-	-	-	1	-	16	2.64
C95	Leukaemia Uns	1	-	-	-	-	1	-	-	-	-	-	-	-	-	-	-	-	2	0.33
O&U *	Other and Uns	-	-	-	-	-	1	-	-	2	1	6	7	6	11	7	7	-	48	7.92
	All Sites	3	8	5	9	9	16	13	24	22	43	57	63	67	81	82	104	-	606	100.0

* O&U includes the Sites (ICD-10: C26, C39, C48, C75, C76, C77, C78, C79, C80, C97)

**TABLE SKM-3 (b): Number of Incident Cancers by Five Year Age Group and Site (ICD-10):
2006-2008 – Females**

%= Relative Proportion of Cancers of All Sites.

Sikkim State

ICD-10	Site	0-4	5-9	10-14	15-19	20-24	25-29	30-34	35-39	40-44	45-49	50-54	55-59	60-64	65-69	70-74	75+	Unkn	Total	%
C00	Lip	-	-	-	-	-	-	-	-	-	-	-	1	-	-	-	1	-	2	0.36
C01-C02	Tongue	-	-	-	-	-	-	-	-	-	-	-	1	1	1	1	-	-	4	0.73
C03-C06	Mouth	-	-	-	-	-	-	-	-	2	1	2	1	3	-	2	1	-	12	2.19
C07-C08	Salivary Gland	-	-	-	-	-	1	-	-	-	-	-	-	-	1	-	-	-	2	0.36
C09	Tonsil	-	-	-	-	-	-	-	-	-	-	-	1	2	1	2	-	-	6	1.09
C10	Oth. Oropharynx	-	-	-	-	-	-	-	-	-	-	-	-	-	-	-	-	-	-	-
C11	Nasopharynx	-	-	1	-	-	2	-	3	-	1	-	-	1	1	-	2	-	11	2.00
C12-C13	Hypopharynx	-	-	-	-	-	-	-	-	-	1	1	1	-	1	-	1	-	5	0.91
C14	Pharynx Unspecified	-	-	-	-	-	-	-	-	-	-	-	2	-	-	1	-	-	3	0.55
C15	Oesophagus	-	-	-	-	-	-	-	1	-	1	8	-	10	6	6	3	-	35	6.38
C16	Stomach	-	-	-	1	-	1	2	4	5	2	8	3	8	12	4	8	-	58	10.56
C17	Small Intestine	-	-	-	-	-	-	-	-	-	-	-	-	-	-	-	-	-	-	-
C18	Colon	-	-	-	-	-	-	2	1	-	1	-	1	-	1	-	-	-	6	1.09
C19-C20	Rectum	-	-	-	-	-	-	-	2	1	-	1	-	1	-	-	-	-	5	0.91
C21	Anus & Anal Canal	-	-	-	-	-	-	-	-	-	-	-	1	-	-	1	-	-	2	0.36
C22	Liver	-	-	-	-	-	-	1	1	-	3	4	-	3	-	6	6	-	24	4.37
C23-C24	Gallbladder etc.	-	-	-	-	1	-	-	-	1	2	6	2	5	5	3	3	-	28	5.10
C25	Pancreas	-	-	-	-	-	-	-	1	1	1	-	2	1	1	-	-	-	7	1.28
C30-C31	Nose, Sinuses etc.	-	-	-	-	-	-	-	-	-	-	1	1	1	-	-	2	-	5	0.91
C32	Larynx	-	-	-	-	-	-	-	-	-	-	1	3	1	1	4	1	-	11	2.00
C33-C34	Lung etc.	-	-	1	-	-	-	-	3	1	2	4	6	2	6	6	8	-	39	7.10
C37-C38	Other Thoracic Organs	-	-	-	-	-	-	-	1	-	-	-	-	-	-	-	-	-	1	0.18
C40-C41	Bone	-	-	-	-	1	-	-	-	-	-	-	-	-	-	-	-	-	1	0.18
C43	Melanoma of Skin	-	-	-	-	-	-	-	-	-	-	-	-	-	-	-	-	-	-	-
C44	Other Skin	-	-	1	-	-	-	-	1	1	2	1	-	-	2	3	3	-	14	2.55
C45	Mesothelioma	-	-	-	-	-	-	-	-	-	-	-	-	-	-	-	-	-	-	-
C46	Kaposi Sarcoma	-	-	-	-	-	-	-	-	-	-	-	-	-	-	-	-	-	-	-
C47+C49	Conn. & Soft Tissue	-	-	-	1	-	1	-	-	-	1	-	-	-	1	-	-	-	4	0.73
C50	Breast	-	-	-	-	-	5	1	2	5	9	6	4	4	4	-	2	-	42	7.65
C51	Vulva	-	-	-	-	-	-	1	-	-	-	-	-	-	-	-	1	-	2	0.36
C52	Vagina	-	-	-	-	-	-	-	-	1	2	-	1	-	-	1	-	-	5	0.91
C53	Cervix Uteri	-	-	-	-	1	-	3	10	16	14	6	8	3	5	2	-	-	68	12.39
C54	Corpus Uteri	-	-	-	-	-	-	-	-	1	-	-	-	-	-	1	1	-	3	0.55
C55	Uterus Unspecified	-	-	-	-	-	-	-	-	-	-	1	-	2	-	-	-	-	3	0.55
C56	Ovary etc.	-	-	-	1	1	1	4	2	5	-	3	3	2	2	1	2	-	27	4.92
C57	Other Female Genital	-	-	-	-	-	-	-	-	-	-	-	-	-	-	-	-	-	-	-
C58	Placenta	-	-	-	-	-	-	-	-	2	-	-	-	-	-	-	-	-	2	0.36
C64	Kidney etc.	-	-	-	-	-	-	-	-	-	-	-	-	1	-	-	-	-	1	0.18
C65	Renal Pelvis	-	-	-	-	-	-	-	-	-	-	-	-	-	-	1	-	-	1	0.18
C66	Ureter	-	-	-	-	-	-	-	-	-	-	-	-	-	-	-	-	-	-	-
C67	Bladder	-	-	-	-	-	-	-	-	-	-	-	-	1	-	1	2	-	4	0.73
C68	Uns. Urinary Organs	-	-	-	-	-	-	-	-	-	-	-	-	1	-	-	-	-	1	0.18
C69	Eye	-	-	-	-	-	-	-	-	-	-	-	-	-	-	-	-	-	-	-
C70-C72	Brain, Nervous System	-	1	-	-	-	1	-	2	3	5	1	2	3	-	5	-	-	23	4.19
C73	Thyroid	-	-	-	-	-	-	-	1	-	2	2	1	-	2	4	2	-	14	2.55
C74	Adrenal Gland	-	-	-	-	-	-	-	-	-	-	-	-	-	1	-	-	-	1	0.18
C81	Hodgkins Disease	-	-	-	-	-	1	-	1	-	-	-	2	-	-	-	-	-	4	0.73
C82-85,C96	NHL	-	-	-	-	2	-	-	-	-	-	-	-	-	1	-	-	-	3	0.55
C88	Malig Imn.Prol D	-	-	-	-	-	-	-	-	-	-	-	-	-	-	-	-	-	-	-
C90	Multiple Myeloma	-	-	-	-	-	-	-	-	-	2	-	-	-	-	-	-	-	3	0.55
C91	Lymphoid Leuk.	-	3	-	-	-	1	-	-	-	-	-	-	-	-	-	-	-	4	0.73
C92-C94	Myeloid Leukaemia	-	-	2	1	1	-	1	3	-	2	1	-	2	-	1	-	-	14	2.55
C95	Leukaemia Uns	-	-	-	-	-	-	-	-	-	-	-	-	-	-	-	-	-	-	-
O&U*	Other and Uns	1	-	1	-	1	1	1	1	3	-	4	4	5	5	7	5	-	39	7.10
	All Sites	1	4	6	4	8	15	16	40	48	54	61	51	63	60	63	55	-	549	100.0

* O&U includes the Sites (ICD-10: C26, C39, C48, C75, C76, C77, C78, C79, C80, C97)

TABLE SKM-4(a):
Average Annual Age Specific, Crude (CR), Age Adjusted (AAR) (with Standard Error (SE)) and
Truncated (35-64 yrs) (TR) Incidence Rate per 100,000 population: 2006-2008 - Males
Sikkim State

ICD-10	0-4	5-9	10-14	15-19	20-24	25-29	30-34	35-39	40-44	45-49	50-54	55-59	60-64	65-69	70-74	>75	CR	AAR	SE	TR
C00	-	-	-	-	-	-	-	-	-	2.1	5.7	-	-	-	-	7.8	0.4	0.57	0.28	1.3
C01-C02	-	-	-	-	-	-	-	-	-	2.1	2.9	11.8	-	11.8	15.3	7.8	1.0	1.56	0.49	2.4
C03-C06	-	-	-	-	-	-	2.5	2.6	1.6	4.1	5.7	7.9	29.6	17.8	7.6	-	2.0	3.11	0.71	7.4
C07-C08	-	-	-	-	-	-	-	-	1.6	-	-	-	-	-	-	-	0.1	0.10	0.10	0.3
C09	-	-	-	-	-	-	-	-	1.6	6.2	-	-	4.9	5.9	15.3	7.8	0.9	1.30	0.44	2.1
C10	-	-	-	-	-	-	-	-	-	-	-	-	-	5.9	-	-	0.1	0.18	0.18	-
C11	-	-	0.8	0.8	-	1.1	1.2	3.8	4.8	6.2	8.6	11.8	9.9	23.7	7.6	7.8	2.6	3.51	0.71	7.0
C12-C13	-	-	-	-	-	-	-	-	1.6	2.1	5.7	11.8	4.9	17.8	30.6	31.4	1.8	2.95	0.68	3.8
C14	-	-	-	-	-	-	-	-	-	-	-	3.9	14.8	-	7.6	7.8	0.6	1.06	0.44	2.4
C15	-	-	-	-	-	-	-	2.6	3.2	10.3	23.0	19.6	24.6	65.1	91.7	109.9	6.2	9.87	1.25	12.5
C16	-	-	-	0.8	-	-	2.5	2.6	1.6	6.2	14.4	31.4	69.0	59.2	91.7	157.0	7.5	12.33	1.42	17.3
C17	-	-	-	-	-	-	-	-	-	-	-	-	4.9	-	-	-	0.1	0.20	0.20	0.6
C18	-	-	-	-	-	-	-	1.3	3.2	-	5.7	3.9	4.9	-	15.3	7.8	1.0	1.37	0.45	2.9
C19-C20	-	-	-	-	0.9	-	-	2.6	-	-	2.9	3.9	9.9	5.9	7.6	23.5	1.2	1.72	0.52	2.7
C21	-	-	-	-	-	-	-	-	-	-	-	3.9	-	-	-	-	0.1	0.16	0.16	0.5
C22	-	-	-	-	-	1.1	-	1.3	3.2	12.3	20.1	11.8	34.5	41.4	68.8	47.1	4.7	7.51	1.09	12.5
C23-C24	-	-	-	-	-	1.1	-	-	3.2	2.1	5.7	-	9.9	-	22.9	31.4	1.4	2.17	0.57	3.2
C25	-	-	-	-	-	-	-	-	-	-	5.7	3.9	4.9	5.9	-	23.5	0.8	1.29	0.46	2.1
C30-C31	-	-	-	-	-	1.1	-	-	-	-	-	-	-	-	-	15.7	0.3	0.40	0.24	-
C32	-	-	-	-	-	-	-	-	-	8.2	5.7	-	9.9	35.5	30.6	47.1	2.3	3.79	0.78	3.8
C33-C34	-	-	-	-	-	-	1.2	1.3	-	6.2	5.7	15.7	24.6	65.1	99.4	86.3	4.9	8.09	1.15	7.6
C37-C38	-	-	-	-	0.9	-	-	-	-	-	-	-	-	-	-	-	0.1	0.07	0.07	-
C40-C41	-	-	0.8	2.5	0.9	-	1.2	1.3	1.6	-	-	-	-	-	-	7.8	0.9	0.77	0.27	0.6
C43	-	-	-	-	-	-	-	-	-	-	-	-	-	-	-	-	-	-	-	-
C44	-	-	-	-	-	1.1	-	1.3	-	2.1	5.7	19.6	9.9	5.9	22.9	39.2	2.0	3.18	0.70	5.4
C45	-	-	-	-	-	-	-	-	-	-	-	-	-	-	-	-	-	-	-	-
C46	-	-	-	-	-	-	-	-	-	-	-	-	-	-	-	-	-	-	-	-
C47+C49	-	-	-	-	0.9	2.2	-	1.3	-	2.1	-	-	4.9	-	-	-	0.6	0.65	0.28	1.3
C50	-	-	-	-	-	-	-	-	-	-	2.9	3.9	-	-	-	-	0.2	0.30	0.21	1.0
C60	-	-	-	-	0.9	1.1	-	-	1.6	-	-	-	-	-	-	-	0.3	0.26	0.15	0.3
C61	-	-	-	-	-	-	-	-	-	-	2.9	7.9	-	11.8	15.3	23.5	1.0	1.59	0.50	1.5
C62	-	-	-	-	-	-	-	1.3	-	-	-	-	-	-	-	-	0.1	0.08	0.08	0.2
C63	-	-	-	-	-	-	-	-	-	-	-	-	-	-	-	-	-	-	-	-
C64	1.2	-	-	-	-	1.1	-	-	-	-	2.9	3.9	-	-	-	-	0.4	0.54	0.27	1.0
C65	-	-	-	-	-	-	-	-	-	-	-	-	-	-	-	-	-	-	-	-
C66	-	-	-	-	-	-	-	-	-	-	-	-	-	-	-	-	-	-	-	-
C67	-	-	-	-	0.9	-	-	-	-	4.1	5.7	3.9	4.9	-	7.6	23.5	1.1	1.58	0.49	2.9
C68	-	-	-	-	-	-	-	-	-	-	-	-	-	-	-	-	-	-	-	-
C69	-	0.9	-	-	-	-	-	-	-	-	-	-	-	-	-	-	0.1	0.09	0.09	-
C70-C72	1.2	0.9	0.8	-	0.9	1.1	3.7	5.1	-	2.1	2.9	15.7	-	23.7	7.6	7.8	2.3	2.91	0.63	3.9
C73	-	-	-	-	0.9	-	-	1.3	1.6	4.1	-	11.8	9.9	5.9	-	15.7	1.3	1.85	0.53	4.1
C74	-	-	-	-	-	-	-	-	-	-	-	-	-	-	-	-	-	-	-	-
C81	-	-	-	0.8	-	-	-	-	-	-	-	-	4.9	-	7.6	-	0.3	0.42	0.26	0.6
C82-85,C96	-	1.8	-	0.8	-	-	-	-	-	-	2.9	7.9	4.9	-	-	7.8	0.8	1.07	0.39	2.1
C88	-	-	-	-	-	-	-	-	-	-	-	-	-	-	-	-	-	-	-	-
C90	-	0.9	-	-	-	-	-	-	-	-	2.9	-	-	5.9	-	7.8	0.4	0.57	0.29	0.5
C91	-	2.7	0.8	0.8	-	-	-	-	-	-	-	-	-	-	-	-	0.5	0.41	0.19	-
C92-C94	-	-	0.8	0.8	0.9	4.4	3.7	1.3	1.6	4.1	-	3.9	-	-	-	7.8	1.5	1.53	0.40	1.9
C95	1.2	-	-	-	-	1.1	-	-	-	-	-	-	-	-	-	-	0.2	0.24	0.17	-
O&U *	-	-	-	-	-	1.1	-	-	3.2	2.1	17.2	27.5	29.6	65.1	53.5	54.9	4.6	7.67	1.12	11.2
All	3.7	7.3	3.8	7.4	8.2	17.7	16.1	30.7	35.3	88.3	163.6	247.3	330.2	479.6	626.9	816.3	58.3	89.0	3.71	130.8

TABLE SKM-4(b):
Average Annual Age Specific, Crude (CR), Age Adjusted (AAR) (with Standard Error (SE)) and
Truncated (35-64 yrs) (TR) Incidence Rate per 100,000 population: 2006-2008 - Females
Sikkim State

ICD-10	0-4	5-9	10-14	15-19	20-24	25-29	30-34	35-39	40-44	45-49	50-54	55-59	60-64	65-69	70-74	>75	CR	AAR	SE	TR
C00	-	-	-	-	-	-	-	-	-	-	-	5.4	-	-	-	10.6	0.2	0.43	0.30	0.7
C01-C02	-	-	-	-	-	-	-	-	-	-	-	5.4	5.8	7.4	10.9	-	0.4	0.89	0.44	1.5
C03-C06	-	-	-	-	-	-	-	-	4.4	2.8	7.5	5.4	17.5	-	21.7	10.6	1.3	2.37	0.69	5.6
C07-C08	-	-	-	-	-	1.2	-	-	-	-	-	-	-	7.4	-	-	0.2	0.32	0.24	-
C09	-	-	-	-	-	-	-	-	-	-	-	5.4	11.7	7.4	21.7	-	0.7	1.34	0.55	2.2
C10	-	-	-	-	-	-	-	-	-	-	-	-	-	-	-	-	-	-	-	-
C11	-	-	0.8	-	-	2.5	-	4.8	-	2.8	-	-	5.8	7.4	-	21.1	1.2	1.60	0.52	2.2
C12-C13	-	-	-	-	-	-	-	-	-	2.8	3.7	5.4	-	7.4	-	10.6	0.6	1.00	0.45	1.8
C14	-	-	-	-	-	-	-	-	-	-	-	10.8	-	-	10.9	-	0.3	0.65	0.38	1.4
C15	-	-	-	-	-	-	-	1.6	-	2.8	30.0	-	58.5	44.3	65.2	31.7	3.9	7.37	1.26	13.2
C16	-	-	-	0.9	-	1.2	3.1	6.4	10.9	5.6	30.0	16.2	46.8	88.6	43.5	84.5	6.4	10.97	1.48	17.4
C17	-	-	-	-	-	-	-	-	-	-	-	-	-	-	-	-	-	-	-	-
C18	-	-	-	-	-	-	3.1	1.6	-	2.8	-	5.4	-	7.4	-	-	0.7	0.89	0.39	1.5
C19-C20	-	-	-	-	-	-	-	3.2	2.2	-	3.7	-	5.8	-	-	-	0.6	0.74	0.35	2.4
C21	-	-	-	-	-	-	-	-	-	-	-	5.4	-	-	10.9	-	0.2	0.43	0.31	0.7
C22	-	-	-	-	-	-	1.6	1.6	-	8.3	15.0	-	17.5	-	65.2	63.4	2.6	4.71	0.98	6.6
C23-C24	-	-	-	-	1.1	-	-	-	2.2	5.6	22.5	10.8	29.2	36.9	32.6	31.7	3.1	5.67	1.09	10.3
C25	-	-	-	-	-	-	-	1.6	2.2	2.8	-	10.8	5.8	7.4	-	-	0.8	1.28	0.50	3.4
C30-C31	-	-	-	-	-	-	-	-	-	-	3.7	5.4	5.8	-	-	21.1	0.6	1.06	0.48	2.1
C32	-	-	-	-	-	-	-	-	-	-	3.7	16.2	5.8	7.4	43.5	10.6	1.2	2.37	0.72	3.5
C33-C34	-	-	0.8	-	-	-	-	4.8	2.2	5.6	15.0	32.5	11.7	44.3	65.2	84.5	4.3	7.66	1.25	10.5
C37-C38	-	-	-	-	-	-	-	1.6	-	-	-	-	-	-	-	-	0.1	0.10	0.10	0.3
C40-C41	-	-	-	-	1.1	-	-	-	-	-	-	-	-	-	-	-	0.1	0.09	0.09	-
C43	-	-	-	-	-	-	-	-	-	-	-	-	-	-	-	-	-	-	-	-
C44	-	-	0.8	-	-	-	-	1.6	2.2	5.6	3.7	-	-	14.8	32.6	31.7	1.5	2.55	0.70	2.4
C45	-	-	-	-	-	-	-	-	-	-	-	-	-	-	-	-	-	-	-	-
C46	-	-	-	-	-	-	-	-	-	-	-	-	-	-	-	-	-	-	-	-
C47+C49	-	-	-	0.9	-	1.2	-	-	-	2.8	-	-	-	7.4	-	-	0.4	0.56	0.30	0.5
C50	-	-	-	-	-	6.2	1.6	3.2	10.9	25.0	22.5	21.6	23.4	29.5	-	21.1	4.6	7.17	1.15	17.0
C51	-	-	-	-	-	-	1.6	-	-	-	-	-	-	-	-	10.6	0.2	0.30	0.23	-
C52	-	-	-	-	-	-	-	-	2.2	5.6	-	5.4	-	-	10.9	-	0.6	0.90	0.41	2.2
C53	-	-	-	-	1.1	-	4.7	16.1	34.8	38.9	22.5	43.3	17.5	36.9	21.7	-	7.5	10.85	1.37	28.9
C54	-	-	-	-	-	-	-	-	2.2	-	-	-	-	-	10.9	10.6	0.3	0.56	0.33	0.4
C55	-	-	-	-	-	-	-	-	-	-	3.7	-	11.7	-	-	-	0.3	0.66	0.38	2.1
C56	-	-	0.9	1.1	1.2	6.2	3.2	10.9	-	11.2	16.2	11.7	14.8	10.9	21.1	3.0	4.24	0.87	8.1	
C57	-	-	-	-	-	-	-	-	-	-	-	-	-	-	-	-	-	-	-	-
C58	-	-	-	-	-	-	-	-	4.4	-	-	-	-	-	-	-	0.2	0.26	0.18	0.8
C64	-	-	-	-	-	-	-	-	-	-	-	-	5.8	-	-	-	0.1	0.23	0.23	0.8
C65	-	-	-	-	-	-	-	-	-	-	-	-	-	-	10.9	-	0.1	0.22	0.22	-
C66	-	-	-	-	-	-	-	-	-	-	-	-	-	-	-	-	-	-	-	-
C67	-	-	-	-	-	-	-	-	-	-	-	-	5.8	-	10.9	21.1	0.4	0.87	0.44	0.8
C68	-	-	-	-	-	-	-	-	-	-	-	-	5.8	-	-	-	0.1	0.23	0.23	0.8
C69	-	-	-	-	-	-	-	-	-	-	-	-	-	-	-	-	-	-	-	-
C70-C72	-	0.9	-	-	-	1.2	-	3.2	6.5	13.9	3.7	10.8	17.5	-	54.3	-	2.5	4.02	0.87	8.8
C73	-	-	-	-	-	-	-	1.6	-	5.6	7.5	5.4	-	14.8	43.5	21.1	1.5	2.76	0.75	3.3
C74	-	-	-	-	-	-	-	-	-	-	-	-	-	7.4	-	-	0.1	0.22	0.22	-
C81	-	-	-	-	-	1.2	-	1.6	-	-	-	10.8	-	-	-	-	0.4	0.63	0.34	1.7
C82-85,C96	-	-	-	-	2.1	-	-	-	-	-	-	-	-	7.4	-	-	0.3	0.39	0.25	-
C88	-	-	-	-	-	-	-	-	-	-	-	-	-	-	-	-	-	-	-	-
C90	-	-	-	-	-	-	-	-	-	5.6	-	-	-	-	-	10.6	0.3	0.54	0.32	1.1
C91	-	2.8	-	-	-	1.2	-	-	-	-	-	-	-	-	-	-	0.4	0.38	0.19	-
C92-C94	-	-	1.6	0.9	1.1	-	1.6	4.8	-	5.6	3.7	-	11.7	-	10.9	-	1.5	1.89	0.55	4.1
C95	-	-	-	-	-	-	-	-	-	-	-	-	-	-	-	-	-	-	-	-
O&U *	1.3	-	0.8	-	1.1	1.2	1.6	1.6	6.5	-	15.0	21.6	29.2	36.9	76.1	52.8	4.3	7.46	1.23	10.6
All	1.3	3.7	4.7	3.4	8.6	18.5	24.9	64.3	104.5	150.1	228.4	275.9	368.5	443.1	684.6	580.8	60.5	99.8	4.41	181.7

**TABLE SKM-5(a): Number (#) and Proportion (%) of Cancers by Site (ICD-10) and Method of Diagnosis: 2006-2008 - Males
Sikkim State**

ICD-10	Site	Clinical		Microscopic		X-Ray / Imaging		DCO		Others		Unknown		Total	
		#	%	#	%	#	%	#	%	#	%	#	%	#	%
C00	Lip	-	-	4	100.0	-	-	-	-	-	-	-	-	4	100.0
C01-C02	Tongue	1	10.0	9	90.0	-	-	-	-	-	-	-	-	10	100.0
C03-C06	Mouth	-	-	20	95.2	-	-	1	4.8	-	-	-	-	21	100.0
C07-C08	Salivary Gland	-	-	1	100.0	-	-	-	-	-	-	-	-	1	100.0
C09	Tonsil	-	-	9	100.0	-	-	-	-	-	-	-	-	9	100.0
C10	Oth. Oropharynx	-	-	1	100.0	-	-	-	-	-	-	-	-	1	100.0
C11	Nasopharynx	-	-	24	88.9	1	3.7	2	7.4	-	-	-	-	27	100.0
C12-C13	Hypopharynx	-	-	18	94.7	1	5.3	-	-	-	-	-	-	19	100.0
C14	Pharynx Unspecified	-	-	1	16.7	-	-	5	83.3	-	-	-	-	6	100.0
C15	Oesophagus	-	-	63	98.4	-	-	1	1.6	-	-	-	-	64	100.0
C16	Stomach	-	-	71	91.0	-	-	6	7.7	-	-	1	1.3	78	100.0
C17	Small Intestine	-	-	1	100.0	-	-	-	-	-	-	-	-	1	100.0
C18	Colon	4	40.0	5	50.0	-	-	-	-	1	10.0	-	-	10	100.0
C19-C20	Rectum	4	33.3	8	66.7	-	-	-	-	-	-	-	-	12	100.0
C21	Anus & Anal Canal	-	-	-	-	-	-	-	-	1	100.0	-	-	1	100.0
C22	Liver	-	-	36	73.5	1	2.0	5	10.2	7	14.3	-	-	49	100.0
C23-C24	Gallbladder etc.	1	6.7	6	40.0	1	6.7	2	13.3	5	33.3	-	-	15	100.0
C25	Pancreas	-	-	2	25.0	-	-	-	-	6	75.0	-	-	8	100.0
C30-C31	Nose, Sinuses etc.	-	-	3	100.0	-	-	-	-	-	-	-	-	3	100.0
C32	Larynx	-	-	22	91.7	-	-	2	8.3	-	-	-	-	24	100.0
C33-C34	Lung etc.	1	2.0	22	43.1	-	-	6	11.8	22	43.1	-	-	51	100.0
C37-C38	Other Thoracic Organs	-	-	1	100.0	-	-	-	-	-	-	-	-	1	100.0
C40-C41	Bone	-	-	9	100.0	-	-	-	-	-	-	-	-	9	100.0
C43	Melanoma of Skin	-	-	-	-	-	-	-	-	-	-	-	-	-	-
C44	Other Skin	1	4.8	19	90.5	1	4.8	-	-	-	-	-	-	21	100.0
C45	Mesothelioma	-	-	-	-	-	-	-	-	-	-	-	-	-	-
C46	Kaposi Sarcoma	-	-	-	-	-	-	-	-	-	-	-	-	-	-
C47+C49	Conn. & Soft Tissue	-	-	5	83.3	-	-	1	16.7	-	-	-	-	6	100.0
C50	Breast	-	-	2	100.0	-	-	-	-	-	-	-	-	2	100.0
C60	Penis	-	-	3	100.0	-	-	-	-	-	-	-	-	3	100.0
C61	Prostate	2	20.0	2	20.0	-	-	1	10.0	5	50.0	-	-	10	100.0
C62	Testis	-	-	1	100.0	-	-	-	-	-	-	-	-	1	100.0
C63	Other Male Genital	-	-	-	-	-	-	-	-	-	-	-	-	-	-
C64	Kidney etc.	-	-	3	75.0	-	-	-	-	1	25.0	-	-	4	100.0
C65	Renal Pelvis	-	-	-	-	-	-	-	-	-	-	-	-	-	-
C66	Ureter	-	-	-	-	-	-	-	-	-	-	-	-	-	-
C67	Bladder	-	-	9	81.8	-	-	-	-	2	18.2	-	-	11	100.0
C68	Uns. Urinary Organs	-	-	-	-	-	-	-	-	-	-	-	-	-	-
C69	Eye	1	100.0	-	-	-	-	-	-	-	-	-	-	1	100.0
C70-C72	Brain, Nervous System	1	4.2	2	8.3	-	-	1	4.2	20	83.3	-	-	24	100.0
C73	Thyroid	-	-	11	84.6	-	-	2	15.4	-	-	-	-	13	100.0
C74	Adrenal Gland	-	-	-	-	-	-	-	-	-	-	-	-	-	-
C81	Hodgkins Disease	-	-	3	100.0	-	-	-	-	-	-	-	-	3	100.0
C82-85,C96	NHL	-	-	6	75.0	-	-	1	12.5	-	-	1	12.5	8	100.0
C88	Malig Imn.Prol D	-	-	-	-	-	-	-	-	-	-	-	-	-	-
C90	Multiple Myeloma	-	-	4	100.0	-	-	-	-	-	-	-	-	4	100.0
C91	Lymphoid Leuk.	-	-	5	100.0	-	-	-	-	-	-	-	-	5	100.0
C92-C94	Myeloid Leukaemia	-	-	14	87.5	-	-	2	12.5	-	-	-	-	16	100.0
C95	Leukaemia Uns	-	-	2	100.0	-	-	-	-	-	-	-	-	2	100.0
O&U *	Other and Uns	-	-	15	31.3	3	6.3	20	41.7	10	20.8	-	-	48	100.0
	All Sites	16	2.6	442	72.9	8	1.3	58	9.6	80.0	13.2	2	0.3	606	100.0

TABLE SKM-5(b): Number (#) and Proportion (%) of Cancers by Site (ICD-10) and Method of Diagnosis : 2006-2008 - Females
Sikkim State

ICD-10	Site	Clinical		Microscopic		X-Ray / Imaging		DCO		Others		Unknown		Total	
		#	%	#	%	#	%	#	%	#	%	#	%	#	%
C00	Lip	-	-	2	100.0	-	-	-	-	-	-	-	-	2	100.0
C01-C02	Tongue	-	-	2	50.0	-	-	2	50.0	-	-	-	-	4	100.0
C03-C06	Mouth	1	8.3	11	91.7	-	-	-	-	-	-	-	-	12	100.0
C07-C08	Salivary Gland	-	-	2	100.0	-	-	-	-	-	-	-	-	2	100.0
C09	Tonsil	-	-	6	100.0	-	-	-	-	-	-	-	-	6	100.0
C10	Oth. Oropharynx	-	-	-	-	-	-	-	-	-	-	-	-	-	-
C11	Nasopharynx	-	-	10	90.9	1	9.1	-	-	-	-	-	-	11	100.0
C12-C13	Hypopharynx	-	-	5	100.0	-	-	-	-	-	-	-	-	5	100.0
C14	Pharynx Unspecified	-	-	-	-	-	-	3	100.0	-	-	-	-	3	100.0
C15	Oesophagus	-	-	35	100.0	-	-	-	-	-	-	-	-	35	100.0
C16	Stomach	-	-	53	91.4	1	1.7	3	5.2	1	1.7	-	-	58	100.0
C17	Small Intestine	-	-	-	-	-	-	-	-	-	-	-	-	-	-
C18	Colon	-	-	6	100.0	-	-	-	-	-	-	-	-	6	100.0
C19-C20	Rectum	-	-	4	80.0	-	-	1	20.0	-	-	-	-	5	100.0
C21	Anus & Anal Canal	-	-	2	100.0	-	-	-	-	-	-	-	-	2	100.0
C22	Liver	-	-	14	58.3	1	4.2	8	33.3	1	4.2	-	-	24	100.0
C23-C24	Gallbladder etc.	1	3.6	14	50.0	-	-	1	3.6	12	42.9	-	-	28	100.0
C25	Pancreas	-	-	3	42.9	-	-	1	14.3	3	42.9	-	-	7	100.0
C30-C31	Nose, Sinuses etc.	-	-	5	100.0	-	-	-	-	-	-	-	-	5	100.0
C32	Larynx	-	-	10	90.9	-	-	-	-	1	9.1	-	-	11	100.0
C33-C34	Lung etc.	3	7.7	18	46.2	3	7.7	5	12.8	10	25.6	-	-	39	100.0
C37-C38	Other Thoracic Organs	-	-	1	100.0	-	-	-	-	-	-	-	-	1	100.0
C40-C41	Bone	-	-	1	100.0	-	-	-	-	-	-	-	-	1	100.0
C43	Melanoma of Skin	-	-	-	-	-	-	-	-	-	-	-	-	-	-
C44	Other Skin	-	-	14	100.0	-	-	-	-	-	-	-	-	14	100.0
C45	Mesothelioma	-	-	-	-	-	-	-	-	-	-	-	-	-	-
C46	Kaposi Sarcoma	-	-	-	-	-	-	-	-	-	-	-	-	-	-
C47+C49	Conn. & Soft Tissue	-	-	3	75.0	-	-	-	-	1	25.0	-	-	4	100.0
C50	Breast	-	-	41	97.6	-	-	1	2.4	-	-	-	-	42	100.0
C51	Vulva	-	-	2	100.0	-	-	-	-	-	-	-	-	2	100.0
C52	Vagina	2	40.0	3	60.0	-	-	-	-	-	-	-	-	5	100.0
C53	Cervix Uteri	2	2.9	65	95.6	-	-	-	-	-	-	1	1.5	68	100.0
C54	Corpus Uteri	-	-	3	100.0	-	-	-	-	-	-	-	-	3	100.0
C55	Uterus Unspecified	-	-	2	66.7	-	-	1	33.3	-	-	-	-	3	100.0
C56	Ovary etc.	2	7.4	21	77.8	-	-	-	-	4	14.8	-	-	27	100.0
C57	Other Female Genital	-	-	-	-	-	-	-	-	-	-	-	-	-	-
C58	Placenta	-	-	1	50.0	-	-	-	-	1	50.0	-	-	2	100.0
C64	Kidney etc.	1	100.0	-	-	-	-	-	-	-	-	-	-	1	100.0
C65	Renal Pelvis	-	-	1	100.0	-	-	-	-	-	-	-	-	1	100.0
C66	Ureter	-	-	-	-	-	-	-	-	-	-	-	-	-	-
C67	Bladder	-	-	2	50.0	-	-	-	-	2	50.0	-	-	4	100.0
C68	Uns.Urinary Organs	-	-	1	100.0	-	-	-	-	-	-	-	-	1	100.0
C69	Eye	-	-	-	-	-	-	-	-	-	-	-	-	-	-
C70-C72	Brain, Nervous System	-	-	4	17.4	2	8.7	-	-	17	73.9	-	-	23	100.0
C73	Thyroid	-	-	14	100.0	-	-	-	-	-	-	-	-	14	100.0
C74	Adrenal Gland	-	-	1	100.0	-	-	-	-	-	-	-	-	1	100.0
C81	Hodgkins Disease	-	-	4	100.0	-	-	-	-	-	-	-	-	4	100.0
C82-85,C96	NHL	-	-	3	100.0	-	-	-	-	-	-	-	-	3	100.0
C88	Malig Imn.Prol D	-	-	-	-	-	-	-	-	-	-	-	-	-	-
C90	Multiple Myeloma	-	-	3	100.0	-	-	-	-	-	-	-	-	3	100.0
C91	Lymphoid Leuk.	-	-	4	100.0	-	-	-	-	-	-	-	-	4	100.0
C92-C94	Myeloid Leukaemia	-	-	13	92.9	-	-	1	7.1	-	-	-	-	14	100.0
C95	Leukaemia Uns	-	-	-	-	-	-	-	-	-	-	-	-	-	-
O&U*	Other and Uns	1	2.6	14	35.9	4	10.3	13	33.3	7	17.9	-	-	39	100.0
	All Sites	13	2.4	423	77.0	12	2.2	40	7.3	60.0	10.9	1	0.2	549	100.0

TABLE SKM-6(a): Number (#) and Proportion (%) of Cancers by Site (ICD-10) and Detailed Microscopic Diagnosis: 2006-2008 - Males :Sikkim State

ICD-10	Site	Pri. Hist		Sec. Hist		Cytology		Blood Film		Bone Marrow		Others		Total	
		#	%	#	%	#	%	#	%	#	%	#	%	#	%
C00	Lip	4	100.0	-	-	-	-	-	-	-	-	-	-	4	100.0
C01-C02	Tongue	7	70.0	-	-	2	20.0	-	-	-	-	1	10.0	10	100.0
C03-C06	Mouth	16	76.2	-	-	4	19.0	-	-	-	-	1	4.8	21	100.0
C07-C08	Salivary Gland	-	-	-	-	1	100.0	-	-	-	-	-	-	1	100.0
C09	Tonsil	8	88.9	-	-	1	11.1	-	-	-	-	-	-	9	100.0
C10	Oth. Oropharynx	-	-	-	-	1	100.0	-	-	-	-	-	-	1	100.0
C11	Nasopharynx	22	81.5	-	-	2	7.4	-	-	-	-	3	11.1	27	100.0
C12-C13	Hypopharynx	15	78.9	-	-	3	15.8	-	-	-	-	1	5.3	19	100.0
C14	Pharynx Unspecified	1	16.7	-	-	-	-	-	-	-	-	5	83.3	6	100.0
C15	Oesophagus	62	96.9	-	-	1	1.6	-	-	-	-	1	1.6	64	100.0
C16	Stomach	70	89.7	-	-	1	1.3	-	-	-	-	7	9.0	78	100.0
C17	Small Intestine	1	100.0	-	-	-	-	-	-	-	-	-	-	1	100.0
C18	Colon	5	50.0	-	-	-	-	-	-	-	-	5	50.0	10	100.0
C19-C20	Rectum	7	58.3	-	-	1	8.3	-	-	-	-	4	33.3	12	100.0
C21	Anus & Anal Canal	-	-	-	-	-	-	-	-	-	-	1	100.0	1	100.0
C22	Liver	1	2.0	-	-	35	71.4	-	-	-	-	13	26.5	49	100.0
C23-C24	Gallbladder etc.	4	26.7	-	-	2	13.3	-	-	-	-	9	60.0	15	100.0
C25	Pancreas	-	-	-	-	2	25.0	-	-	-	-	6	75.0	8	100.0
C30-C31	Nose, Sinuses etc.	-	-	-	-	3	100.0	-	-	-	-	-	-	3	100.0
C32	Larynx	22	91.7	-	-	-	-	-	-	-	-	2	8.3	24	100.0
C33-C34	Lung etc.	7	13.7	-	-	15	29.4	-	-	-	-	29	56.9	51	100.0
C37-C38	Other Thoracic Organs	-	-	-	-	1	100.0	-	-	-	-	-	-	1	100.0
C40-C41	Bone	4	44.4	-	-	5	55.6	-	-	-	-	-	-	9	100.0
C43	Melanoma of Skin	-	-	-	-	-	-	-	-	-	-	-	-	-	-
C44	Other Skin	11	52.4	-	-	8	38.1	-	-	-	-	2	9.5	21	100.0
C45	Mesothelioma	-	-	-	-	-	-	-	-	-	-	-	-	-	-
C46	Kaposi Sarcoma	-	-	-	-	-	-	-	-	-	-	-	-	-	-
C47 + C49	Conn. & Soft Tissue	1	16.7	-	-	4	66.7	-	-	-	-	1	16.7	6	100.0
C50	Breast	1	50.0	-	-	1	50.0	-	-	-	-	-	-	2	100.0
C60	Penis	3	100.0	-	-	-	-	-	-	-	-	-	-	3	100.0
C61	Prostate	1	10.0	-	-	1	10.0	-	-	-	-	8	80.0	10	100.0
C62	Testis	1	100.0	-	-	-	-	-	-	-	-	-	-	1	100.0
C63	Other Male Genital	-	-	-	-	-	-	-	-	-	-	-	-	-	-
C64	Kidney etc.	1	25.0	-	-	2	50.0	-	-	-	-	1	25.0	4	100.0
C65	Renal Pelvis	-	-	-	-	-	-	-	-	-	-	-	-	-	-
C66	Ureter	-	-	-	-	-	-	-	-	-	-	-	-	-	-
C67	Bladder	9	81.8	-	-	-	-	-	-	-	-	2	18.2	11	100.0
C68	Uns. Urinary Organs	-	-	-	-	-	-	-	-	-	-	-	-	-	-
C69	Eye	-	-	-	-	-	-	-	-	-	-	1	100.0	1	100.0
C70-C72	Brain, Nervous System	2	8.3	-	-	-	-	-	-	-	-	22	91.7	24	100.0
C73	Thyroid	2	15.4	-	-	9	69.2	-	-	-	-	2	15.4	13	100.0
C74	Adrenal Gland	-	-	-	-	-	-	-	-	-	-	-	-	-	-
C81	Hodgkins Disease	-	-	-	-	3	100.0	-	-	-	-	-	-	3	100.0
C82-85,C96	NHL	1	12.5	-	-	5	62.5	-	-	-	-	2	25.0	8	100.0
C88	Malig Imn.Prol D	-	-	-	-	-	-	-	-	-	-	-	-	-	-
C90	Multiple Myeloma	-	-	-	-	-	-	3	75.0	1	25.0	-	-	4	100.0
C91	Lymphoid Leuk.	-	-	-	-	-	-	3	60.0	2	40.0	-	-	5	100.0
C92-C94	Myeloid Leukaemia	-	-	-	-	-	-	9	56.3	5	31.3	2	12.5	16	100.0
C95	Leukaemia Uns	-	-	-	-	-	-	1	50.0	1	50.0	-	-	2	100.0
O&U *	Other and Uns	2	4.2	-	-	13	27.1	-	-	-	-	33	68.8	48	100.0
	All Sites	291	48.0	-	-	126	20.8	16	2.6	9	1.5	164	27.1	606	100.0

TABLE SKM-6(b): Number (#) and Proportion (%) of Cancers by Site (ICD-10) and Detailed Microscopic Diagnosis: 2006-2008 - Females :Sikkim State

ICD-10	Site	Pri. Hist		Sec. Hist		Cytology		Blood Film		Bone Marrow		Others		Total	
		#	%	#	%	#	%	#	%	#	%	#	%	#	%
C00	Lip	1	50.0	-	-	1	50.0	-	-	-	-	-	-	2	100.0
C01-C02	Tongue	2	50.0	-	-	-	-	-	-	-	-	2	50.0	4	100.0
C03-C06	Mouth	8	66.7	-	-	3	25.0	-	-	-	-	1	8.3	12	100.0
C07-C08	Salivary Gland	1	50.0	-	-	1	50.0	-	-	-	-	-	-	2	100.0
C09	Tonsil	5	83.3	-	-	1	16.7	-	-	-	-	-	-	6	100.0
C10	Oth. Oropharynx	-	-	-	-	-	-	-	-	-	-	-	-	-	-
C11	Nasopharynx	7	63.6	-	-	3	27.3	-	-	-	-	1	9.1	11	100.0
C12-C13	Hypopharynx	4	80.0	-	-	1	20.0	-	-	-	-	-	-	5	100.0
C14	Pharynx Unspecified	-	-	-	-	-	-	-	-	-	-	3	100.0	3	100.0
C15	Oesophagus	35	100.0	-	-	-	-	-	-	-	-	-	-	35	100.0
C16	Stomach	53	91.4	-	-	-	-	-	-	-	-	5	8.6	58	100.0
C17	Small Intestine	-	-	-	-	-	-	-	-	-	-	-	-	-	-
C18	Colon	6	100.0	-	-	-	-	-	-	-	-	-	-	6	100.0
C19-C20	Rectum	4	80.0	-	-	-	-	-	-	-	-	1	20.0	5	100.0
C21	Anus & Anal Canal	2	100.0	-	-	-	-	-	-	-	-	-	-	2	100.0
C22	Liver	-	-	-	-	14	58.3	-	-	-	-	10	41.7	24	100.0
C23-C24	Gallbladder etc.	10	35.7	-	-	4	14.3	-	-	-	-	14	50.0	28	100.0
C25	Pancreas	3	42.9	-	-	-	-	-	-	-	-	4	57.1	7	100.0
C30-C31	Nose, Sinuses etc.	2	40.0	-	-	3	60.0	-	-	-	-	-	-	5	100.0
C32	Larynx	9	81.8	-	-	1	9.1	-	-	-	-	1	9.1	11	100.0
C33-C34	Lung etc.	7	17.9	-	-	11	28.2	-	-	-	-	21	53.8	39	100.0
C37-C38	Other Thoracic Organs	-	-	-	-	1	100.0	-	-	-	-	-	-	1	100.0
C40-C41	Bone	1	100.0	-	-	-	-	-	-	-	-	-	-	1	100.0
C43	Melanoma of Skin	-	-	-	-	-	-	-	-	-	-	-	-	-	-
C44	Other Skin	13	92.9	-	-	1	7.1	-	-	-	-	-	-	14	100.0
C45	Mesothelioma	-	-	-	-	-	-	-	-	-	-	-	-	-	-
C46	Kaposi Sarcoma	-	-	-	-	-	-	-	-	-	-	-	-	-	-
C47+C49	Conn. & Soft Tissue	-	-	-	-	3	75.0	-	-	-	-	1	25.0	4	100.0
C50	Breast	19	45.2	-	-	22	52.4	-	-	-	-	1	2.4	42	100.0
C51	Vulva	2	100.0	-	-	-	-	-	-	-	-	-	-	2	100.0
C52	Vagina	3	60.0	-	-	-	-	-	-	-	-	2	40.0	5	100.0
C53	Cervix Uteri	56	82.4	-	-	9	13.2	-	-	-	-	3	4.4	68	100.0
C54	Corpus Uteri	3	100.0	-	-	-	-	-	-	-	-	-	-	3	100.0
C55	Uterus Unspecified	2	66.7	-	-	-	-	-	-	-	-	1	33.3	3	100.0
C56	Ovary etc.	13	48.1	-	-	8	29.6	-	-	-	-	6	22.2	27	100.0
C57	Other Female Genital	-	-	-	-	-	-	-	-	-	-	-	-	-	-
C58	Placenta	1	50.0	-	-	-	-	-	-	-	-	1	50.0	2	100.0
C64	Kidney etc.	-	-	-	-	-	-	-	-	-	-	1	100.0	1	100.0
C65	Renal Pelvis	-	-	-	-	1	100.0	-	-	-	-	-	-	1	100.0
C66	Ureter	-	-	-	-	-	-	-	-	-	-	-	-	-	-
C67	Bladder	2	50.0	-	-	-	-	-	-	-	-	2	50.0	4	100.0
C68	Uns. Urinary Organs	1	100.0	-	-	-	-	-	-	-	-	-	-	1	100.0
C69	Eye	-	-	-	-	-	-	-	-	-	-	-	-	-	-
C70-C72	Brain, Nervous System	4	17.4	-	-	-	-	-	-	-	-	19	82.6	23	100.0
C73	Thyroid	1	7.1	-	-	13	92.9	-	-	-	-	-	-	14	100.0
C74	Adrenal Gland	1	100.0	-	-	-	-	-	-	-	-	-	-	1	100.0
C81	Hodgkins Disease	1	25.0	-	-	3	75.0	-	-	-	-	-	-	4	100.0
C82-85,C96	NHL	1	33.3	-	-	2	66.7	-	-	-	-	-	-	3	100.0
C88	Malig Imn.Prol D	-	-	-	-	-	-	-	-	-	-	-	-	-	-
C90	Multiple Myeloma	-	-	-	-	1	33.3	2	66.7	-	-	-	-	3	100.0
C91	Lymphoid Leuk.	-	-	-	-	-	-	3	75.0	1	25.0	-	-	4	100.0
C92-C94	Myeloid Leukaemia	-	-	-	-	-	-	10	71.4	3	21.4	1	7.1	14	100.0
C95	Leukaemia Uns	-	-	-	-	-	-	-	-	-	-	-	-	-	-
O&U *	Other and Uns	2	5.1	-	-	12	30.8	-	-	-	-	25	64.1	39	100.0
	All Sites	285	51.9	-	-	119	21.7	15	2.7	4	0.7	126	23.0	549	100.0

**TABLE SKM-7 (a): Number of Cancer Deaths by Five Year Age Group and Site (ICD-10):
2006-2008 – Males**

%= Relative Proportion of Cancers of All Sites.

Sikkim State

ICD-10	Site	0-4	5-9	10-14	15-19	20-24	25-29	30-34	35-39	40-44	45-49	50-54	55-59	60-64	65-69	70-74	75+	Unkn	Total	%
C00	Lip	-	-	-	-	-	-	-	-	-	-	-	1	-	-	-	-	-	1	0.33
C01-C02	Tongue	-	-	-	-	-	-	-	-	-	-	1	-	1	-	2	1	-	5	1.67
C03-C06	Mouth	-	-	-	-	-	-	-	1	-	-	-	-	2	2	1	-	-	6	2.01
C07-C08	Salivary Gland	-	-	-	-	-	-	-	-	-	-	-	-	-	-	-	-	-	-	-
C09	Tonsil	-	-	-	-	-	-	-	-	1	-	-	-	-	1	-	-	-	2	0.67
C10	Oth. Oropharynx	-	-	-	-	-	-	-	-	-	-	-	-	-	1	-	-	-	1	0.33
C11	Nasopharynx	-	-	-	-	-	-	-	-	-	2	-	1	-	2	1	-	-	6	2.01
C12-C13	Hypopharynx	-	-	-	-	-	-	-	-	1	2	1	1	-	1	1	2	-	9	3.01
C14	Pharynx Unspecified	-	-	-	-	-	-	-	-	-	-	-	1	2	-	2	1	-	6	2.01
C15	Oesophagus	1	-	-	-	-	-	-	1	2	2	5	5	2	6	10	11	-	45	15.05
C16	Stomach	-	-	-	-	-	-	-	2	1	1	5	4	4	10	6	9	-	42	14.05
C17	Small Intestine	-	-	-	-	-	-	-	-	-	-	-	-	1	-	-	-	-	1	0.33
C18	Colon	-	-	-	-	-	-	-	1	-	-	1	1	-	-	-	1	-	4	1.34
C19-C20	Rectum	-	-	-	-	-	-	-	-	-	-	1	-	1	1	-	2	-	5	1.67
C21	Anus & Anal Canal	-	-	-	-	-	-	-	-	-	-	-	1	-	-	-	-	-	1	0.33
C22	Liver	-	-	-	-	-	-	-	-	-	1	5	3	2	4	7	4	-	26	8.70
C23-C24	Gallbladder etc.	-	-	-	-	-	-	-	-	1	2	1	-	-	-	-	1	-	5	1.67
C25	Pancreas	-	-	-	-	-	-	-	-	-	-	1	1	1	1	-	3	-	7	2.34
C30-C31	Nose, Sinuses etc.	-	-	-	-	-	-	-	-	-	-	-	-	-	1	-	-	-	1	0.33
C32	Larynx	-	-	-	-	-	-	-	-	1	2	2	-	2	1	-	2	-	10	3.34
C33-C34	Lung etc.	-	-	-	-	-	-	-	1	-	3	1	2	2	6	9	4	-	28	9.36
C37-C38	Other Thoracic Organs	-	-	-	-	-	-	-	-	-	-	-	-	-	-	-	-	-	-	-
C40-C41	Bone	-	-	-	-	-	-	-	-	-	-	-	-	-	1	-	-	-	1	0.33
C43	Melanoma of Skin	-	-	-	-	-	-	-	-	-	-	-	-	-	-	-	-	-	-	-
C44	Other Skin	-	-	-	-	-	-	-	-	-	-	-	-	1	1	1	-	-	3	1.00
C45	Mesothelioma	-	-	-	-	-	-	-	-	-	-	-	-	-	-	-	-	-	-	-
C46	Kaposi Sarcoma	-	-	-	-	-	-	-	-	-	-	-	-	-	-	-	-	-	-	-
C47+C49	Conn. & Soft Tissue	-	1	-	-	-	-	-	-	-	-	-	-	1	-	-	-	-	2	0.67
C50	Breast	-	-	-	-	-	-	-	-	-	-	1	-	-	-	-	-	-	1	0.33
C60	Penis	-	-	-	-	-	-	-	-	-	-	-	-	-	-	-	-	-	-	-
C61	Prostate	-	-	-	-	-	-	-	-	-	-	-	-	-	1	1	1	1	4	1.34
C62	Testis	-	-	-	-	-	-	-	-	-	-	-	-	-	-	-	-	-	-	-
C63	Other Male Genital	-	-	-	-	-	-	-	-	-	-	-	-	-	-	-	-	-	-	-
C64	Kidney etc.	-	-	-	-	-	-	-	-	-	-	1	2	-	-	-	-	-	3	1.00
C65	Renal Pelvis	-	-	-	-	-	-	-	-	-	-	-	-	-	-	-	-	-	-	-
C66	Ureter	-	-	-	-	-	-	-	-	-	-	-	-	-	-	-	-	-	-	-
C67	Bladder	-	-	-	-	-	-	-	-	-	1	1	-	-	-	2	4	-	8	2.68
C68	Uns. Urinary Organs	-	-	-	-	-	-	-	-	-	-	-	-	-	-	-	-	-	-	-
C69	Eye	-	-	-	-	-	-	-	-	-	-	-	-	-	-	-	-	-	-	-
C70-C72	Brain, Nervous System	1	2	1	-	-	-	-	-	-	1	-	1	-	-	1	1	-	8	2.68
C73	Thyroid	-	-	-	-	-	-	-	-	1	-	-	1	1	1	-	1	-	5	1.67
C74	Adrenal Gland	-	-	-	-	-	-	-	-	-	-	-	-	-	1	-	-	-	1	0.33
C81	Hodgkins Disease	-	-	-	-	-	-	-	-	-	-	-	-	1	-	-	-	-	1	0.33
C82-85,C96	NHL	-	1	-	-	-	-	-	-	-	-	-	-	1	-	-	-	-	2	0.67
C88	Malig Imn.Prol D	-	-	-	-	-	-	-	-	-	-	-	-	-	-	-	-	-	-	-
C90	Multiple Myeloma	-	-	-	-	-	-	-	-	-	-	-	-	-	-	-	-	-	-	-
C91	Lymphoid Leuk.	-	-	-	-	-	-	-	-	-	-	-	-	-	-	-	-	-	-	-
C92-C94	Myeloid Leukaemia	-	-	1	1	-	1	2	-	-	-	-	-	-	-	-	2	-	7	2.34
C95	Leukaemia Uns	-	-	-	-	-	-	-	-	-	-	-	-	-	-	-	-	-	-	-
O&U *	Other and Uns	-	-	1	1	-	1	-	-	3	1	5	3	5	8	8	6	-	42	14.05
	All Sites	2	4	3	2	-	2	3	5	11	18	32	29	30	50	51	56	1	299	100.00

**TABLE SKM-7 (b): Number of Cancer Deaths by Five Year Age Group and Site (ICD-10):
2006-2008 – Females**

%= Relative Proportion of Cancers of All Sites.

Sikkim State

ICD-10	Site	0-4	5-9	10-14	15-19	20-24	25-29	30-34	35-39	40-44	45-49	50-54	55-59	60-64	65-69	70-74	75+	Unkn	Total	%
C00	Lip	-	-	-	-	-	-	-	-	-	-	-	-	-	-	-	-	-	-	-
C01-C02	Tongue	-	-	-	-	-	-	-	-	-	1	-	-	1	-	1	-	-	3	1.23
C03-C06	Mouth	-	-	-	-	-	-	-	-	1	-	-	-	2	-	1	-	-	4	1.64
C07-C08	Salivary Gland	-	-	-	-	-	-	-	-	-	1	-	-	-	-	-	-	-	1	0.41
C09	Tonsil	-	-	-	-	-	-	-	-	-	-	-	-	-	-	1	-	-	1	0.41
C10	Oth. Oropharynx	-	-	-	-	-	-	-	-	-	-	-	-	-	-	-	-	-	-	-
C11	Nasopharynx	-	-	-	-	-	2	1	1	-	-	-	-	1	-	-	1	-	6	2.46
C12-C13	Hypopharynx	-	-	-	-	-	-	-	-	-	-	-	-	-	-	-	-	-	-	-
C14	Pharynx Unspecified	-	-	-	-	-	-	-	-	-	-	-	1	1	1	1	-	-	4	1.64
C15	Oesophagus	-	-	-	-	-	-	-	1	1	-	3	-	3	7	2	5	-	22	9.02
C16	Stomach	-	-	-	-	-	-	-	2	3	1	3	2	4	2	2	6	-	25	10.25
C17	Small Intestine	-	-	-	-	-	-	-	-	-	-	-	1	-	-	-	-	-	1	0.41
C18	Colon	-	-	-	-	-	-	1	-	-	-	2	-	1	1	-	-	-	5	2.05
C19-C20	Rectum	-	-	-	-	-	-	-	-	-	-	-	-	1	-	-	-	-	1	0.41
C21	Anus & Anal Canal	-	-	-	-	-	-	-	-	-	-	-	-	-	-	1	-	-	1	0.41
C22	Liver	-	-	-	-	-	-	-	3	-	-	2	-	2	1	3	8	-	19	7.79
C23-C24	Gallbladder etc.	-	-	-	-	1	-	-	-	1	1	2	3	4	2	1	4	-	19	7.79
C25	Pancreas	-	-	-	-	-	-	-	1	-	-	-	1	1	-	-	-	-	3	1.23
C30-C31	Nose, Sinuses etc.	-	-	-	-	-	-	-	-	-	-	1	-	-	-	-	-	-	1	0.41
C32	Larynx	-	-	-	-	-	-	-	-	-	-	1	1	-	1	3	1	-	7	2.87
C33-C34	Lung etc.	-	-	-	-	-	-	-	1	-	-	2	3	-	4	5	6	-	21	8.61
C37-C38	Other Thoracic Organs	-	-	-	-	-	-	-	1	-	-	-	-	-	-	-	-	-	1	0.41
C40-C41	Bone	-	-	-	-	-	-	-	-	-	-	-	-	-	-	-	-	-	-	-
C43	Melanoma of Skin	-	-	-	-	-	-	-	-	-	-	-	-	-	-	-	-	-	-	-
C44	Other Skin	-	-	-	-	-	-	-	-	-	-	-	-	-	-	-	1	-	1	0.41
C45	Mesothelioma	-	-	-	-	-	-	-	-	-	-	-	-	-	-	-	-	-	-	-
C46	Kaposi Sarcoma	-	-	-	-	-	-	-	-	-	-	-	-	-	-	-	-	-	-	-
C47+C49	Conn. & Soft Tissue	-	-	-	-	-	-	-	-	-	-	-	-	-	-	-	-	-	-	-
C50	Breast	-	-	-	-	1	-	1	-	2	-	3	1	-	2	-	1	-	11	4.51
C51	Vulva	-	-	-	-	-	-	-	-	-	-	-	-	-	-	-	-	-	-	-
C52	Vagina	-	-	-	-	-	-	-	-	-	1	-	-	-	-	-	-	-	1	0.41
C53	Cervix Uteri	-	-	-	-	1	-	2	1	5	3	2	1	2	-	1	-	-	18	7.38
C54	Corpus Uteri	-	-	-	-	-	-	-	-	-	-	-	-	1	-	-	-	-	1	0.41
C55	Uterus Unspecified	-	-	-	-	-	-	-	-	-	-	-	-	1	-	-	-	-	1	0.41
C56	Ovary etc.	-	-	-	1	-	-	1	-	-	-	1	-	-	1	-	1	-	5	2.05
C57	Other Female Genital	-	-	-	-	-	-	-	-	-	-	-	-	-	-	-	-	-	-	-
C58	Placenta	-	-	-	-	-	-	-	-	-	-	-	-	-	-	-	-	-	-	-
C64	Kidney etc.	-	-	-	-	-	-	-	-	-	-	-	-	1	-	-	-	-	1	0.41
C65	Renal Pelvis	-	-	-	-	-	-	-	-	-	-	-	-	-	-	-	-	-	-	-
C66	Ureter	-	-	-	-	-	-	-	-	-	-	-	-	-	-	-	-	-	-	-
C67	Bladder	-	-	-	-	-	-	-	-	-	1	-	-	-	-	1	1	-	3	1.23
C68	Uns. Urinary Organs	-	-	-	-	-	-	-	-	-	-	-	-	-	-	-	-	-	-	-
C69	Eye	-	-	-	-	-	-	-	-	-	-	-	-	-	-	-	-	-	-	-
C70-C72	Brain, Nervous System	-	-	-	-	-	-	-	-	2	-	-	-	-	1	2	1	-	6	2.46
C73	Thyroid	-	-	-	-	-	-	-	-	-	1	-	1	-	-	1	-	-	3	1.23
C74	Adrenal Gland	-	-	-	-	-	-	-	-	-	-	-	-	-	-	-	-	-	-	-
C81	Hodgkins Disease	-	-	-	-	-	-	-	-	-	-	-	-	-	-	-	-	-	-	-
C82-85,C96	NHL	-	-	-	-	1	-	-	-	-	-	-	-	-	-	-	-	-	1	0.41
C88	Malignant Proliferative Disorders	-	-	-	-	-	-	-	-	-	-	-	-	-	-	-	-	-	-	-
C90	Multiple Myeloma	-	-	-	-	-	-	-	-	-	2	-	-	-	1	-	-	-	3	1.23
C91	Lymphoid Leuk.	-	1	-	-	-	1	-	-	-	-	-	-	-	-	-	-	-	2	0.82
C92-C94	Myeloid Leukaemia	-	1	-	1	-	-	1	1	-	-	1	1	2	-	1	1	-	10	4.10
C95	Leukaemia Uns.	-	-	-	-	-	-	-	-	-	-	-	-	-	-	-	-	-	-	-
O&U *	Other and Uns.	1	-	1	-	1	1	1	-	2	1	3	3	4	3	3	7	1	32	13.11
	All Sites	1	2	1	2	5	4	8	12	17	13	26	19	32	27	30	44	1	244	100.00

TABLE SKM-8(a):
Average Annual Age Specific, Crude (CR), Age Adjusted (AAR) (with Standard Error (SE)) and
Truncated (35-64 yrs) (TR) Mortality Rate per 100,000 population: 2006-2008 - Males
Sikkim State

ICD-10	0-4	5-9	10-14	15-19	20-24	25-29	30-34	35-39	40-44	45-49	50-54	55-59	60-64	65-69	70-74	>75	CR	AAR	SE	TR
C00	-	-	-	-	-	-	-	-	-	-	-	3.9	-	-	-	-	0.1	0.2	0.16	0.5
C01-C02	-	-	-	-	-	-	-	-	-	-	2.9	-	4.9	-	15.3	7.8	0.5	0.8	0.36	1.1
C03-C06	-	-	-	-	-	-	-	1.3	-	-	-	-	9.9	11.8	7.6	-	0.6	1.0	0.41	1.5
C07-C08	-	-	-	-	-	-	-	-	-	-	-	-	-	-	-	-	-	-	-	-
C09	-	-	-	-	-	-	-	-	1.6	-	-	-	-	5.9	-	-	0.2	0.3	0.20	0.3
C10	-	-	-	-	-	-	-	-	-	-	-	-	-	5.9	-	-	0.1	0.2	0.18	-
C11	-	-	-	-	-	-	-	-	-	4.1	-	3.9	-	11.8	7.6	-	0.6	0.9	0.38	1.3
C12-C13	-	-	-	-	-	-	-	-	1.6	4.1	2.9	3.9	-	5.9	7.6	15.7	0.9	1.3	0.43	2.1
C14	-	-	-	-	-	-	-	-	-	-	-	3.9	9.9	-	15.3	7.8	0.6	1.0	0.42	1.8
C15	1.2	-	-	-	-	-	-	1.3	3.2	4.1	14.4	19.6	9.9	35.5	76.5	86.3	4.3	6.9	1.04	7.8
C16	-	-	-	-	-	-	-	2.6	1.6	2.1	14.4	15.7	19.7	59.2	45.9	70.6	4.0	6.6	1.03	8.1
C17	-	-	-	-	-	-	-	-	-	-	-	-	4.9	-	-	-	0.1	0.2	0.20	0.6
C18	-	-	-	-	-	-	-	1.3	-	-	2.9	3.9	-	-	-	7.8	0.4	0.5	0.28	1.2
C19-C20	-	-	-	-	-	-	-	-	-	-	2.9	-	4.9	5.9	-	15.7	0.5	0.8	0.37	1.1
C21	-	-	-	-	-	-	-	-	-	-	-	3.9	-	-	-	-	0.1	0.2	0.16	0.5
C22	-	-	-	-	-	-	-	-	-	2.1	14.4	11.8	9.9	23.7	53.5	31.4	2.5	4.1	0.81	5.5
C23-C24	-	-	-	-	-	-	-	-	1.6	4.1	2.9	-	-	-	-	7.8	0.5	0.6	0.29	1.6
C25	-	-	-	-	-	-	-	-	-	-	2.9	3.9	4.9	5.9	-	23.5	0.7	1.1	0.44	1.6
C30-C31	-	-	-	-	-	-	-	-	-	-	-	-	-	5.9	-	-	0.1	0.2	0.18	-
C32	-	-	-	-	-	-	-	-	1.6	4.1	5.7	-	9.9	5.9	-	15.7	1.0	1.5	0.49	3.3
C33-C34	-	-	-	-	-	-	1.2	-	-	6.2	2.9	7.9	9.9	35.5	68.8	31.4	2.7	4.4	0.83	3.9
C37-C38	-	-	-	-	-	-	-	-	-	-	-	-	-	-	-	-	-	-	-	-
C40-C41	-	-	-	-	-	-	-	-	-	-	-	-	-	5.9	-	-	0.1	0.2	0.18	-
C43	-	-	-	-	-	-	-	-	-	-	-	-	-	-	-	-	-	-	-	-
C44	-	-	-	-	-	-	-	-	-	-	-	3.9	4.9	5.9	-	-	0.3	0.5	0.31	1.1
C45	-	-	-	-	-	-	-	-	-	-	-	-	-	-	-	-	-	-	-	-
C46	-	-	-	-	-	-	-	-	-	-	-	-	-	-	-	-	-	-	-	-
C47+C49	-	0.9	-	-	-	-	-	-	-	-	-	-	4.9	-	-	-	0.2	0.3	0.22	0.6
C50	-	-	-	-	-	-	-	-	-	-	2.9	-	-	-	-	-	0.1	0.1	0.14	0.5
C60	-	-	-	-	-	-	-	-	-	-	-	-	-	-	-	-	-	-	-	-
C61	-	-	-	-	-	-	-	-	-	-	-	-	-	5.9	7.6	7.8	0.4	0.5	0.28	-
C62	-	-	-	-	-	-	-	-	-	-	-	-	-	-	-	-	-	-	-	-
C63	-	-	-	-	-	-	-	-	-	-	-	-	-	-	-	-	-	-	-	-
C64	-	-	-	-	-	-	-	-	-	-	2.9	7.9	-	-	-	-	0.3	0.5	0.26	1.5
C65	-	-	-	-	-	-	-	-	-	-	-	-	-	-	-	-	-	-	-	-
C66	-	-	-	-	-	-	-	-	-	-	-	-	-	-	-	-	-	-	-	-
C67	-	-	-	-	-	-	-	-	-	2.1	2.9	-	-	-	15.3	31.4	0.8	1.2	0.43	0.9
C68	-	-	-	-	-	-	-	-	-	-	-	-	-	-	-	-	-	-	-	-
C69	-	-	-	-	-	-	-	-	-	-	-	-	-	-	-	-	-	-	-	-
C70-C72	1.2	1.8	0.8	-	-	-	-	-	-	2.1	-	3.9	-	-	7.6	7.8	0.8	1.0	0.36	0.9
C73	-	-	-	-	-	-	-	-	1.6	-	-	3.9	4.9	5.9	-	7.8	0.5	0.8	0.36	1.5
C74	-	-	-	-	-	-	-	-	-	-	-	-	-	5.9	-	-	0.1	0.2	0.18	-
C81	-	-	-	-	-	-	-	-	-	-	-	-	4.9	-	-	-	0.1	0.2	0.20	0.6
C82-85,C96	-	0.9	-	-	-	-	-	-	-	-	-	-	4.9	-	-	-	0.2	0.3	0.22	0.6
C88	-	-	-	-	-	-	-	-	-	-	-	-	-	-	-	-	-	-	-	-
C90	-	-	-	-	-	-	-	-	-	-	-	-	-	-	-	-	-	-	-	-
C91	-	-	-	-	-	-	-	-	-	-	-	-	-	-	-	-	-	-	-	-
C92-C94	-	-	0.8	0.8	-	1.1	2.5	-	-	-	-	-	-	-	-	15.7	0.7	0.7	0.28	-
C95	-	-	-	-	-	-	-	-	-	-	-	-	-	-	-	-	-	-	-	-
O&U *	-	-	0.8	0.8	-	1.1	-	-	4.8	2.1	14.4	11.8	24.6	47.4	61.2	47.1	4.0	6.4	1.01	8.3
All	2.5	3.6	2.3	1.6	-	2.2	3.7	6.4	17.7	37.0	91.9	113.9	147.9	296.1	389.9	439.6	29.2	46.4	2.71	61.4

TABLE SKM-8(b):
Average Annual Age Specific, Crude (CR), Age Adjusted (AAR) (with Standard Error (SE)) and
Truncated (35-64 Yrs) (TR) Mortality Rate per 100,000 population: 2006-2008 - Females
Sikkim State

ICD-10	0-4	5-9	10-14	15-19	20-24	25-29	30-34	35-39	40-44	45-49	50-54	55-59	60-64	65-69	70-74	>75	CR	AAR	SE	TR
C00	-	-	-	-	-	-	-	-	-	-	-	-	-	-	-	-	-	-	-	-
C01-C02	-	-	-	-	-	-	-	-	-	2.8	-	-	5.8	-	10.9	-	0.3	0.6	0.36	1.3
C03-C06	-	-	-	-	-	-	-	-	2.2	-	-	-	11.7	-	10.9	-	0.4	0.8	0.42	1.9
C07-C08	-	-	-	-	-	-	-	-	-	2.8	-	-	-	-	-	-	0.1	0.2	0.17	0.5
C09	-	-	-	-	-	-	-	-	-	-	-	-	-	-	10.9	-	0.1	0.2	0.22	-
C10	-	-	-	-	-	-	-	-	-	-	-	-	-	-	-	-	-	-	-	-
C11	-	-	-	-	-	2.5	1.6	1.6	-	-	-	-	5.8	-	-	10.6	0.7	0.8	0.37	1.1
C12-C13	-	-	-	-	-	-	-	-	-	-	-	-	-	-	-	-	-	-	-	-
C14	-	-	-	-	-	-	-	-	-	-	-	5.4	5.8	7.4	10.9	-	0.4	0.9	0.44	1.5
C15	-	-	-	-	-	-	-	1.6	2.2	-	11.2	-	17.5	51.7	21.7	52.8	2.4	4.5	0.98	4.8
C16	-	-	-	-	-	-	-	3.2	6.5	2.8	11.2	10.8	23.4	14.8	21.7	63.4	2.8	4.8	0.99	8.7
C17	-	-	-	-	-	-	-	-	-	-	-	5.4	-	-	-	-	0.1	0.2	0.22	0.7
C18	-	-	-	-	-	-	1.6	-	-	-	7.5	-	5.8	7.4	-	-	0.6	0.9	0.43	2.0
C19-C20	-	-	-	-	-	-	-	-	-	-	-	-	5.8	-	-	-	0.1	0.2	0.23	0.8
C21	-	-	-	-	-	-	-	-	-	-	-	-	-	-	10.9	-	0.1	0.2	0.22	-
C22	-	-	-	-	-	-	-	4.8	-	-	7.5	-	11.7	7.4	32.6	84.5	2.1	3.7	0.87	3.7
C23-C24	-	-	-	-	1.1	-	-	-	2.2	2.8	7.5	16.2	23.4	14.8	10.9	42.2	2.1	3.8	0.90	7.3
C25	-	-	-	-	-	-	-	1.6	-	-	-	5.4	5.8	-	-	-	0.3	0.5	0.33	1.8
C30-C31	-	-	-	-	-	-	-	-	-	-	3.7	-	-	-	-	-	0.1	0.2	0.19	0.6
C32	-	-	-	-	-	-	-	-	-	-	3.7	5.4	-	7.4	32.6	10.6	0.8	1.5	0.56	1.3
C33-C34	-	-	-	-	-	-	-	1.6	-	-	7.5	16.2	-	29.5	54.3	63.4	2.3	4.4	0.96	3.6
C37-C38	-	-	-	-	-	-	-	1.6	-	-	-	-	-	-	-	-	0.1	0.1	0.10	0.3
C40-C41	-	-	-	-	-	-	-	-	-	-	-	-	-	-	-	-	-	-	-	-
C43	-	-	-	-	-	-	-	-	-	-	-	-	-	-	-	-	-	-	-	-
C44	-	-	-	-	-	-	-	-	-	-	-	-	-	-	-	10.6	0.1	0.2	0.21	-
C45	-	-	-	-	-	-	-	-	-	-	-	-	-	-	-	-	-	-	-	-
C46	-	-	-	-	-	-	-	-	-	-	-	-	-	-	-	-	-	-	-	-
C47+C49	-	-	-	-	-	-	-	-	-	-	-	-	-	-	-	-	-	-	-	-
C50	-	-	-	-	1.1	-	1.6	-	4.4	-	11.2	5.4	-	14.8	-	10.6	1.2	1.9	0.59	3.4
C51	-	-	-	-	-	-	-	-	-	-	-	-	-	-	-	-	-	-	-	-
C52	-	-	-	-	-	-	-	-	-	2.8	-	-	-	-	-	-	0.1	0.2	0.17	0.5
C53	-	-	-	-	1.1	-	3.1	1.6	10.9	8.3	7.5	5.4	11.7	-	10.9	-	2.0	2.8	0.69	7.4
C54	-	-	-	-	-	-	-	-	-	-	-	-	5.8	-	-	-	0.1	0.2	0.23	0.8
C55	-	-	-	-	-	-	-	-	-	-	-	-	5.8	-	-	-	0.1	0.2	0.23	0.8
C56	-	-	-	0.9	-	-	1.6	-	-	-	3.7	-	-	7.4	-	10.6	0.6	0.8	0.38	0.6
C57	-	-	-	-	-	-	-	-	-	-	-	-	-	-	-	-	-	-	-	-
C58	-	-	-	-	-	-	-	-	-	-	-	-	-	-	-	-	-	-	-	-
C64	-	-	-	-	-	-	-	-	-	-	-	-	5.8	-	-	-	0.1	0.2	0.23	0.8
C65	-	-	-	-	-	-	-	-	-	-	-	-	-	-	-	-	-	-	-	-
C66	-	-	-	-	-	-	-	-	-	-	-	-	-	-	-	-	-	-	-	-
C67	-	-	-	-	-	-	-	-	-	2.8	-	-	-	-	10.9	10.6	0.3	0.6	0.35	0.5
C68	-	-	-	-	-	-	-	-	-	-	-	-	-	-	-	-	-	-	-	-
C69	-	-	-	-	-	-	-	-	-	-	-	-	-	-	-	-	-	-	-	-
C70-C72	-	-	-	-	-	-	-	-	4.4	-	-	-	-	7.4	21.7	10.6	0.7	1.1	0.47	0.8
C73	-	-	-	-	-	-	-	-	-	2.8	-	5.4	-	-	10.9	-	0.3	0.6	0.35	1.2
C74	-	-	-	-	-	-	-	-	-	-	-	-	-	-	-	-	-	-	-	-
C81	-	-	-	-	-	-	-	-	-	-	-	-	-	-	-	-	-	-	-	-
C82-85,C96	-	-	-	-	1.1	-	-	-	-	-	-	-	-	-	-	-	0.1	0.1	0.09	-
C88	-	-	-	-	-	-	-	-	-	-	-	-	-	-	-	-	-	-	-	-
C90	-	-	-	-	-	-	-	-	-	5.6	-	-	-	7.4	-	-	0.3	0.6	0.32	1.1
C91	-	0.9	-	-	-	1.2	-	-	-	-	-	-	-	-	-	-	0.2	0.2	0.14	-
C92-C94	-	0.9	-	0.9	-	-	1.6	1.6	-	-	3.7	5.4	11.7	-	10.9	10.6	1.1	1.7	0.56	3.1
C95	-	-	-	-	-	-	-	-	-	-	-	-	-	-	-	-	-	-	-	-
O&U *	1.3	-	0.8	-	1.1	1.2	1.6	-	4.4	2.8	11.2	16.2	23.4	22.2	32.6	73.9	3.5	5.9	1.09	8.3
All	1.3	1.8	0.8	1.7	5.3	4.9	12.5	19.3	37.0	36.1	97.3	102.8	187.2	199.4	326.0	464.6	27.5	47.1	3.07	71.5

TABLE SKM-9(a): Cumulative Rate (Cu.Rate%) & Cumulative Risk (Cu.Risk) of individual sites (ICD-10) based on age specific rates (from 0-64 years and from 0-74 years) : 2006-2008 - Males Sikkim State

ICD-10	Site	0 - 64 Years		0 - 74 Years	
		Cu. Rate %	Cu. Risk	Cu. Rate%	Cu. Risk
C00	Lip	0.04	0.04	0.04	0.04
C01-C02	Tongue	0.08	0.08	0.22	0.22
C03-C06	Mouth	0.27	0.27	0.40	0.40
C07-C08	Salivary Gland	0.01	0.01	0.01	0.01
C09	Tonsil	0.06	0.06	0.17	0.17
C10	Oth. Oropharynx	0.00	0.00	0.03	0.03
C11	Nasopharynx	0.24	0.24	0.40	0.40
C12-C13	Hypopharynx	0.13	0.13	0.37	0.37
C14	Pharynx Unspecified	0.09	0.09	0.13	0.13
C15	Oesophagus	0.42	0.42	1.19	1.20
C16	Stomach	0.64	0.64	1.39	1.40
C17	Small Intestine	0.02	0.02	0.02	0.02
C18	Colon	0.10	0.10	0.17	0.17
C19-C20	Rectum	0.10	0.10	0.17	0.17
C21	Anus & Anal Canal	0.02	0.02	0.02	0.02
C22	Liver	0.42	0.42	0.97	0.97
C23-C24	Gallbladder etc.	0.11	0.11	0.22	0.22
C25	Pancreas	0.07	0.07	0.10	0.10
C30-C31	Nose, Sinuses etc.	0.01	0.01	0.01	0.01
C32	Larynx	0.12	0.12	0.45	0.45
C33-C34	Lung etc.	0.27	0.27	1.09	1.10
C37-C38	Other Thoracic Organs	0.00	0.00	0.00	0.00
C40-C41	Bone	0.04	0.04	0.04	0.04
C43	Melanoma of Skin	0.00	0.00	0.00	0.00
C44	Other Skin	0.20	0.20	0.34	0.34
C45	Mesothelioma	0.00	0.00	0.00	0.00
C46	Kaposi Sarcoma	0.00	0.00	0.00	0.00
C47 + C49	Conn. & Soft Tissue	0.06	0.06	0.06	0.06
C50	Breast	0.03	0.03	0.03	0.03
C60	Penis	0.02	0.02	0.02	0.02
C61	Prostate	0.05	0.05	0.19	0.19
C62	Testis	0.01	0.01	0.01	0.01
C63	Other Male Genital	0.00	0.00	0.00	0.00
C64	Kidney, etc.	0.05	0.05	0.05	0.05
C65	Renal Pelvis	0.00	0.00	0.00	0.00
C66	Ureter	0.00	0.00	0.00	0.00
C67	Bladder	0.10	0.10	0.14	0.14
C68	Uns.Urinary Organs	0.00	0.00	0.00	0.00
C69	Eye	0.00	0.00	0.00	0.00
C70-C72	Brain, Nervous System	0.17	0.17	0.33	0.33
C73	Thyroid	0.15	0.15	0.18	0.18
C74	Adrenal Gland	0.00	0.00	0.00	0.00
C81	Hodgkins Disease	0.03	0.03	0.07	0.07
C82-85,C96	NHL	0.09	0.09	0.09	0.09
C88	Malig Imn.Prol D	0.00	0.00	0.00	0.00
C90	Multiple Myeloma	0.02	0.02	0.05	0.05
C91	Lymphoid Leuk.	0.02	0.02	0.02	0.02
C92-C94	Myeloid Leukaemia	0.11	0.11	0.11	0.11
C95	Leukaemia Uns	0.01	0.01	0.01	0.01
O&U *	Other and Uns	0.40	0.40	0.99	1.00
	All Sites	4.80	4.68	10.33	9.81

TABLE SKM-9(b): Cumulative Rate (Cu.Rate%) & Cumulative Risk (Cu.Risk) of individual sites (ICD-10) based on age specific rates (from 0-64 years and from 0-74 years) : 2006-2008 - Females Sikkim State

ICD-10	Site	0 - 64 Years		0 - 74 Years	
		Cu. Rate %	Cu. Risk	Cu. Rate%	Cu. Risk
C00	Lip	0.03	0.03	0.03	0.03
C01-C02	Tongue	0.06	0.06	0.15	0.15
C03-C06	Mouth	0.19	0.19	0.30	0.30
C07-C08	Salivary Gland	0.01	0.01	0.04	0.04
C09	Tonsil	0.09	0.09	0.23	0.23
C10	Oth. Oropharynx	0.00	0.00	0.00	0.00
C11	Nasopharynx	0.08	0.08	0.12	0.12
C12-C13	Hypopharynx	0.06	0.06	0.10	0.10
C14	Pharynx Unspecified	0.05	0.05	0.11	0.11
C15	Oesophagus	0.46	0.46	1.01	1.01
C16	Stomach	0.61	0.60	1.26	1.27
C17	Small Intestine	0.00	0.00	0.00	0.00
C18	Colon	0.06	0.06	0.10	0.10
C19-C20	Rectum	0.07	0.07	0.07	0.07
C21	Anus & Anal Canal	0.03	0.03	0.08	0.08
C22	Liver	0.22	0.22	0.54	0.55
C23-C24	Gallbladder etc.	0.36	0.36	0.70	0.70
C25	Pancreas	0.12	0.12	0.15	0.15
C30-C31	Nose, Sinuses etc.	0.08	0.07	0.07	0.08
C32	Larynx	0.13	0.13	0.38	0.38
C33-C34	Lung etc.	0.36	0.36	0.91	0.91
C37-C38	Other Thoracic Organs	0.01	0.01	0.01	0.01
C40-C41	Bone	0.01	0.01	0.01	0.01
C43	Melanoma of Skin	0.00	0.00	0.00	0.00
C44	Other Skin	0.07	0.07	0.31	0.31
C45	Mesothelioma	0.00	0.00	0.00	0.00
C46	Kaposi Sarcoma	0.00	0.00	0.00	0.00
C47 + C49	Conn. & Soft Tissue	0.02	0.02	0.06	0.06
C50	Breast	0.57	0.57	0.72	0.72
C51	Vulva	0.01	0.01	0.01	0.01
C52	Vagina	0.07	0.07	0.12	0.12
C53	Cervix Uteri	0.89	0.89	1.18	1.19
C54	Corpus Uteri	0.01	0.01	0.07	0.07
C55	Uterus Unspecified	0.08	0.08	0.08	0.08
C56	Ovary etc.	0.31	0.31	0.44	0.44
C57	Other Female Genital	0.00	0.00	0.00	0.00
C58	Placenta	0.02	0.02	0.02	0.02
C64	Kidney etc.	0.03	0.03	0.03	0.03
C65	Renal Pelvis	0.00	0.00	0.05	0.05
C66	Ureter	0.00	0.00	0.00	0.00
C67	Bladder	0.03	0.03	0.08	0.08
C68	Uns.Urinary Organs	0.03	0.03	0.03	0.03
C69	Eye	0.00	0.00	0.00	0.00
C70-C72	Brain, Nervous System	0.29	0.29	0.56	0.56
C73	Thyroid	0.10	0.10	0.39	0.39
C74	Adrenal Gland	0.00	0.00	0.04	0.04
C81	Hodgkins Disease	0.07	0.07	0.07	0.07
C82-85,C96	NHL	0.01	0.01	0.05	0.05
C88	Malig Imn.Prol D	0.00	0.00	0.00	0.00
C90	Multiple Myeloma	0.03	0.03	0.03	0.03
C91	Lymphoid Leuk.	0.02	0.02	0.02	0.02
C92-C94	Myeloid Leukaemia	0.15	0.15	0.21	0.21
C95	Leukaemia Uns	0.00	0.00	0.00	0.00
O&U *	Other and Uns	0.40	0.40	0.96	0.96
	All Sites	6.28	6.09	11.92	11.24

POPULATION BASED CANCER REGISTRY, AHMEDABAD DISTRICT (OTHER THAN AHMEDABAD URBAN) AND AHMEDABAD URBAN AGGLOMERATION AREA

The Gujarat Cancer & Research Institute, Ahmedabad

Dr Pankaj M. Shah, Principal Investigator

Dr Shilin N. Shukla, Co-Investigator

Dr Parimal J. Jivarajani, Co-Investigator

Introduction

The Rural Cancer Registry - Ahmedabad District (RCR-AD) was established at the Gujarat Cancer and Research Institute (GCRI) in 2004 under the network of the National Cancer Registry Programme (NCRP) of the Indian Council of Medical Research with the objective of assessing the magnitude and type of Cancers in Ahmedabad Rural District.

Later in the year 2007, an additional PBCR is established at GCRI covering Ahmedabad Urban Agglomeration Area.

Source of Registration

Rural Cancer Registry - Ahmedabad District covers more than 250 sources. There are collaborating hospitals (Municipal hospitals, Government hospitals, Corporate and Trust Hospitals) and pathologists, private oncologists and consultants. The Gujarat Cancer & Research Institute is a Regional Cancer Centre, the only comprehensive centre for cancer treatment in Gujarat and contributes a major share. The Birth & Death Registrar office of the Ahmedabad Municipal Corporation and the District Panchayat office are also important sources of cases.

Working of Registry

Registration of Cases for RCR-AD is done by active method. GCRI is the main source of cancer cases. Therefore field investigators fill the core proforma by direct interview with patient/relative at the time of registration at GCRI every day. Field investigators visit the collaborating hospitals regularly and collect data on cancer. Mortality information on all deaths is collected from the Jilla Panchayat. Management of data has been progressively computerized to minimize the manual work resulting in the enhancement of data quality. Quality checks are done with the help of NCRP Coordinating unit, Bangalore.

GCRI Staff

Mr Himanshu V. Patel : Statistical Assistant
Mr Jayesh B. Solanki : Statistical Assistant

Project Staff

Ms Vishruti Pandya : Bio-Statistician
Mr Kalpesh Upadhyay : Field Supervisor
Mr Jignesh Patel : Field Investigator
Mr Himanshu Patel : Field Investigator
Mr Rajkumar Chavda : Field Investigator
Mr Mukesh Parmar : Field Investigator
Mr Deven Patel : Field Investigator
Mr Gautam Movadia : Field Investigator
Mr Bhanuprasad Makwana : Field Investigator
Mr Dinesh Gohel : Admin. Asst. cum Data Entry Operator

NCRP, Bangalore

Figure AHR-1
Population Pyramid showing Age Distribution: 2006-2008
Ahmedabad Rural

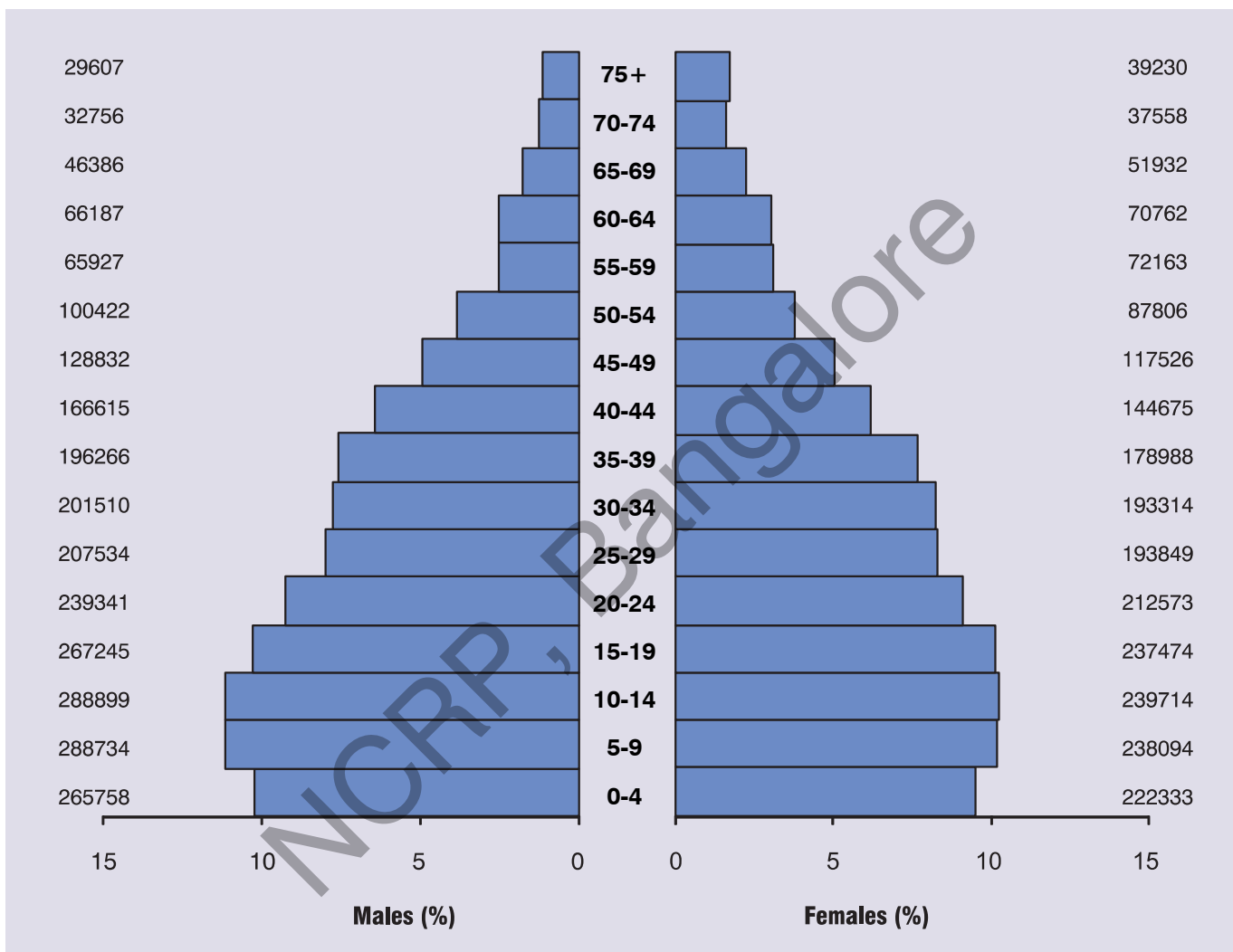


TABLE AHR-1
Population by Five Year Age Group and Gender: 2006-2008
Number and Relative Proportion (%)
Ahmedabad Rural

Age Group	Males		Females	
	Number	%	Number	%
0-4	265758	10.3	222333	9.5
5-9	288734	11.1	238094	10.2
10-14	288899	11.1	239714	10.3
15-19	267245	10.3	237474	10.2
20-24	239341	9.2	212573	9.1
25-29	207534	8.0	193849	8.3
30-34	201510	7.8	193314	8.3
35-39	196266	7.6	178988	7.7
40-44	166615	6.4	144675	6.2
45-49	128832	5.0	117526	5.0
50-54	100422	3.9	87806	3.8
55-59	65927	2.5	72163	3.1
60-64	66187	2.6	70762	3.0
65-69	46386	1.8	51932	2.2
70-74	32756	1.3	37558	1.6
75+	29607	1.1	39230	1.7
Total	2592022	100.0	2337992	100.0

TABLE AHR-2
Main Sources of Registration of Incident Cases of Cancer: 2006-2008
Ahmedabad Rural

Name of the Institution	Number	%
The Gujarat Cancer & Research Institute	1731	72.1
Vedant Hospital	96	4.0
Jilla Panchayat	58	2.4
Sterling Hospital	51	2.1
B.J. Medical College & Civil Hospital, Ahmedabad	44	1.8
N.H.L. Municipal Medical College & V.S. General Hospital, Ahmedabad	31	1.3
Shrey Hospital	27	1.1
Apollo Hospital	25	1.0
Laxmi Hospital	22	0.9
Shri Kalikund Parswanath General Hospital, Dholka	20	0.8
Others	297	12.4
Total	2402	100.0

1. Institutions listed have registered at least one percent of all cases in the registry for the combined years 2006-2008.
2. The numbers and proportion listed are the minimum number of cases. Institutions could have registered/ reported more cases, since duplicate registrations and non-resident/registry cases are not included.

**TABLE AHR-3 (a): Number of Incident Cancers by Five Year Age Group and Site (ICD-10):
2006-2008 – Males**

%= Relative Proportion of Cancers of All Sites.

Ahmedabad Rural

ICD-10	Site	0-4	5-9	10-14	15-19	20-24	25-29	30-34	35-39	40-44	45-49	50-54	55-59	60-64	65-69	70-74	75+	Unkn	Total	%
C00	Lip	-	-	-	-	-	-	-	-	1	1	-	1	1	-	-	-	-	4	0.29
C01-C02	Tongue	-	-	-	-	5	9	18	15	25	20	21	29	19	19	9	4	-	193	13.79
C03-C06	Mouth	-	-	-	2	1	4	13	17	17	26	22	28	12	12	9	6	2	171	12.21
C07-C08	Salivary Gland	-	-	-	-	-	-	-	-	1	-	1	1	-	1	-	1	-	5	0.36
C09	Tonsil	-	-	1	-	-	1	-	1	2	4	4	5	12	2	2	-	-	34	2.43
C10	Oth. Oropharynx	-	-	-	-	-	-	-	-	1	-	3	4	2	1	1	1	-	13	0.93
C11	Nasopharynx	1	-	-	1	-	-	-	-	1	-	1	-	1	1	-	1	-	7	0.50
C12-C13	Hypopharynx	-	-	-	-	-	2	1	3	4	9	14	7	8	9	11	10	-	78	5.57
C14	Pharynx Unspecified	-	-	-	-	1	-	-	2	4	2	2	3	3	-	1	2	-	20	1.43
C15	Oesophagus	-	-	-	-	-	-	3	1	11	5	10	13	11	10	8	9	-	81	5.79
C16	Stomach	-	-	-	-	1	-	-	2	2	1	1	1	5	4	2	-	-	19	1.36
C17	Small Intestine	-	-	-	-	-	-	-	-	-	-	4	-	2	-	-	-	-	6	0.43
C18	Colon	-	-	-	-	-	1	1	1	1	2	6	3	2	2	3	7	1	30	2.14
C19-C20	Rectum	-	-	-	-	-	-	1	2	-	1	4	3	-	5	4	4	1	25	1.79
C21	Anus & Anal Canal	-	-	-	-	-	-	-	1	-	-	1	-	1	-	1	-	-	4	0.29
C22	Liver	-	-	1	-	-	-	-	-	3	2	6	3	8	4	1	3	-	31	2.21
C23-C24	Gallbladder etc.	-	-	-	-	-	-	-	1	-	1	1	1	3	-	1	1	-	9	0.64
C25	Pancreas	-	-	-	-	-	-	-	-	3	1	3	2	1	-	-	4	-	14	1.00
C30-C31	Nose, Sinuses etc.	-	-	-	1	1	-	2	-	2	-	1	4	3	1	-	-	-	15	1.07
C32	Larynx	-	-	-	-	-	-	-	3	2	3	9	6	9	7	8	3	-	50	3.57
C33-C34	Lung etc.	-	-	-	-	1	1	3	2	7	14	25	18	17	22	15	17	-	142	10.14
C37-C38	Other Thoracic Organs	-	-	-	1	-	-	-	-	-	1	-	2	1	-	-	-	-	5	0.36
C40-C41	Bone	-	-	3	4	-	1	3	3	-	-	3	-	5	1	1	-	-	24	1.71
C43	Melanoma of Skin	-	-	-	-	-	-	-	1	-	1	-	-	-	-	-	-	-	2	0.14
C44	Other Skin	-	-	-	-	-	-	1	1	2	1	2	-	-	-	-	2	-	9	0.64
C45	Mesothelioma	-	-	-	-	-	-	-	2	-	-	-	-	-	-	-	-	-	2	0.14
C46	Kaposi Sarcoma	-	-	-	-	-	-	-	-	-	-	-	-	-	-	-	-	-	-	-
C47+C49	Conn. & Soft Tissue	-	1	-	1	-	-	-	1	1	1	1	-	1	-	-	-	-	7	0.50
C50	Breast	-	-	-	-	-	-	-	-	2	3	1	1	1	1	1	-	-	10	0.71
C60	Penis	-	-	-	-	-	-	1	-	4	2	1	2	-	1	-	-	-	11	0.79
C61	Prostate	-	-	-	-	-	-	-	-	-	-	1	2	7	3	6	5	-	24	1.71
C62	Testis	-	-	-	-	3	4	4	3	1	1	-	-	1	1	-	-	-	18	1.29
C63	Other Male Genital	-	-	-	-	-	-	-	-	-	-	1	-	-	-	-	-	-	1	0.07
C64	Kidney etc.	1	-	-	-	-	-	-	-	-	-	5	-	1	2	2	-	-	11	0.79
C65	Renal Pelvis	-	-	-	-	-	-	-	-	-	-	-	-	-	-	-	-	-	-	-
C66	Ureter	-	-	-	-	-	-	-	-	-	-	-	-	-	-	-	-	-	-	-
C67	Bladder	-	-	-	-	-	2	1	-	-	-	2	1	6	4	-	3	-	19	1.36
C68	Uns.Urinary Organs	-	-	-	-	-	-	-	-	-	-	-	-	-	-	-	1	-	1	0.07
C69	Eye	-	-	-	-	-	-	-	-	-	-	-	-	-	-	-	-	-	-	-
C70-C72	Brain, Nervous System	6	1	2	1	2	1	1	7	2	3	4	3	4	1	-	1	-	39	2.79
C73	Thyroid	-	-	-	-	-	-	1	-	2	-	-	-	1	1	-	-	-	5	0.36
C74	Adrenal Gland	1	-	1	-	-	-	-	-	-	-	-	1	-	-	-	-	-	3	0.21
C81	Hodgkins Disease	-	3	-	1	1	1	3	-	1	-	-	-	-	1	1	-	-	12	0.86
C82-85,C96	NHL	-	2	1	5	2	1	3	1	1	2	3	4	6	3	3	1	-	38	2.71
C88	Malig Imn.Prol D	-	-	-	-	-	-	-	-	-	-	-	-	-	-	-	-	-	-	-
C90	Multiple Myeloma	-	-	-	-	-	-	-	-	2	-	1	2	-	1	-	-	-	6	0.43
C91	Lymphoid Leuk.	3	10	2	6	-	4	1	1	1	-	-	1	4	1	1	2	-	37	2.64
C92-C94	Myeloid Leukaemia	2	3	2	2	2	4	2	2	-	1	4	4	-	1	2	-	-	31	2.21
C95	Leukaemia Uns	1	1	2	-	1	1	1	-	-	1	1	2	-	-	-	-	-	11	0.79
O&U	Other and Uns	-	1	1	-	-	2	3	6	12	16	12	21	20	16	11	2	-	123	8.79
All	Sites	15	22	16	25	21	39	67	79	118	125	181	178	177	139	103	91	4	1400	100.0

* O&U includes the Sites (ICD-10: C26, C39, C48, C75, C76, C77, C78, C79, C80, C97)

**TABLE AHR-3 (b): Number of Incident Cancers by Five Year Age Group and Site (ICD-10):
2006-2008 – Females**

%= Relative Proportion of Cancers of All Sites.

Ahmedabad Rural

ICD-10	Site	0-4	5-9	10-14	15-19	20-24	25-29	30-34	35-39	40-44	45-49	50-54	55-59	60-64	65-69	70-74	75+	Unkn	Total	%
C00	Lip	-	-	-	-	-	-	-	-	-	-	-	-	-	-	-	-	-	-	-
C01-C02	Tongue	-	-	-	-	-	-	1	4	5	8	7	3	2	-	2	2	-	34	3.39
C03-C06	Mouth	-	-	-	1	-	-	1	1	3	9	7	3	3	2	1	1	-	32	3.19
C07-C08	Salivary Gland	-	-	-	-	-	1	-	1	-	-	-	-	-	1	-	-	-	3	0.30
C09	Tonsil	-	-	-	-	-	-	-	-	-	1	-	-	-	-	-	-	-	1	0.10
C10	Oth. Oropharynx	-	-	-	-	-	-	-	-	1	-	-	-	-	-	-	-	-	1	0.10
C11	Nasopharynx	-	-	1	-	-	-	-	-	-	-	-	-	1	-	-	-	-	2	0.20
C12-C13	Hypopharynx	-	-	-	-	2	2	-	6	4	1	5	2	2	1	1	-	-	26	2.59
C14	Pharynx Unspecified	-	-	-	-	-	-	-	-	2	1	-	-	-	-	1	-	-	4	0.40
C15	Oesophagus	-	-	-	-	-	-	-	3	4	9	9	3	5	2	-	5	-	40	3.99
C16	Stomach	-	-	-	-	-	-	2	-	1	-	1	4	1	1	1	1	-	12	1.20
C17	Small Intestine	-	-	-	-	-	-	-	-	-	1	-	-	1	-	-	-	-	2	0.20
C18	Colon	-	-	-	-	-	1	2	1	1	2	-	1	2	4	-	1	-	15	1.50
C19-C20	Rectum	-	-	-	-	-	1	-	2	2	1	3	-	2	1	-	1	-	13	1.30
C21	Anus & Anal Canal	-	-	-	-	-	-	-	1	1	-	1	1	-	-	1	-	-	5	0.50
C22	Liver	1	-	1	-	-	-	1	-	1	-	1	1	1	1	-	-	-	8	0.80
C23-C24	Gallbladder etc.	-	-	-	-	-	-	-	-	1	-	-	4	2	4	-	1	-	12	1.20
C25	Pancreas	-	-	-	-	-	-	-	-	1	1	1	2	1	-	-	-	-	6	0.60
C30-C31	Nose, Sinuses etc.	-	-	-	-	-	1	1	1	1	1	1	1	-	-	-	-	-	7	0.70
C32	Larynx	-	-	-	-	-	-	-	-	-	1	1	1	1	-	1	1	-	6	0.60
C33-C34	Lung etc.	-	-	-	-	1	-	-	-	2	3	5	5	4	2	2	-	-	24	2.40
C37-C38	Other Thoracic Organs	-	-	-	-	-	-	-	-	-	-	1	-	-	1	-	-	-	2	0.20
C40-C41	Bone	1	-	2	1	-	-	2	3	-	-	1	-	-	1	-	1	-	12	1.20
C43	Melanoma of Skin	-	-	-	-	-	-	-	-	1	-	-	1	1	-	1	-	-	4	0.40
C44	Other Skin	-	-	-	-	-	-	-	1	-	2	-	2	-	1	-	1	-	7	0.70
C45	Mesothelioma	-	-	-	-	-	-	-	-	-	1	-	-	-	-	-	-	-	1	0.10
C46	Kaposi Sarcoma	-	-	-	-	-	-	-	-	-	-	-	-	-	-	-	-	-	-	-
C47+C49	Conn. & Soft Tissue	1	-	1	1	-	-	-	-	-	-	1	1	-	-	1	1	-	7	0.70
C50	Breast	-	-	-	-	-	2	16	18	30	37	36	24	19	14	7	10	2	215	21.46
C51	Vulva	-	-	-	-	-	-	1	-	-	1	-	-	-	1	5	-	-	8	0.80
C52	Vagina	-	-	-	-	-	-	1	-	4	3	5	3	3	3	1	1	-	24	2.40
C53	Cervix Uteri	-	-	-	-	1	3	9	17	30	16	23	17	23	20	5	8	-	172	17.17
C54	Corpus Uteri	-	-	-	-	-	-	1	1	2	2	1	-	-	1	-	-	-	8	0.80
C55	Uterus Unspecified	-	-	-	-	-	-	-	-	-	-	1	-	2	3	-	1	-	7	0.70
C56	Ovary etc.	-	1	-	-	-	1	1	4	7	6	10	5	8	1	4	-	-	48	4.79
C57	Other Female Genital	-	-	-	-	-	-	-	-	-	-	-	-	1	-	1	-	-	2	0.20
C58	Placenta	-	-	-	-	-	1	-	-	-	-	-	-	-	-	-	-	-	1	0.10
C64	Kidney etc.	-	-	-	2	-	-	2	2	2	1	1	1	1	1	-	-	-	13	1.30
C65	Renal Pelvis	-	-	-	-	-	-	-	-	-	-	-	-	-	-	-	-	-	-	-
C66	Ureter	-	-	-	-	-	-	-	-	-	-	-	-	-	-	-	-	-	-	-
C67	Bladder	-	-	-	-	-	-	-	-	-	-	1	1	1	-	2	1	-	6	0.60
C68	Uns. Urinary Organs	-	-	-	-	-	-	-	-	-	-	-	-	-	-	-	-	-	-	-
C69	Eye	1	-	-	-	-	-	-	-	-	-	-	-	-	-	-	-	-	1	0.10
C70-C72	Brain, Nervous System	1	3	1	2	2	2	1	3	2	-	2	3	-	-	-	-	-	22	2.20
C73	Thyroid	-	-	-	-	1	1	2	2	-	4	3	3	-	2	-	-	-	18	1.80
C74	Adrenal Gland	2	-	-	-	1	1	-	-	1	-	-	-	1	-	-	-	-	6	0.60
C81	Hodgkins Disease	1	2	-	1	-	1	1	2	-	2	-	-	-	-	-	1	-	11	1.10
C82-85,C96	NHL	-	-	1	1	1	-	3	-	4	3	1	-	1	2	1	-	-	18	1.80
C88	Malig Imn.Prol D	-	-	-	-	-	-	-	-	-	-	-	-	-	-	-	-	-	-	-
C90	Multiple Myeloma	-	-	-	-	-	-	-	-	-	1	2	1	2	-	-	-	-	6	0.60
C91	Lymphoid Leuk.	5	3	-	3	3	-	2	1	-	1	1	1	-	-	-	1	-	21	2.10
C92-C94	Myeloid Leukaemia	1	-	2	5	2	3	7	5	1	5	1	2	1	-	1	1	-	37	3.69
C95	Leukaemia Uns	1	-	1	-	-	-	-	1	1	1	-	-	-	-	1	-	-	6	0.60
O&U	Other and Uns	-	-	1	-	1	1	2	4	5	12	11	5	9	5	7	3	-	66	6.59
All	Sites	15	9	11	17	15	22	59	84	120	137	144	101	102	74	48	42	2	1002	100.0

* O&U includes the Sites (ICD-10: C26, C39, C48, C75, C76, C77, C78, C79, C80, C97)

TABLE AHR-4(a):
Average Annual Age Specific, Crude (CR), Age Adjusted (AAR) (with Standard Error (SE)) and
Truncated (35-64 yrs) (TR) Incidence Rate per 100,000 population: 2006-2008 - Males
Ahmedabad Rural

ICD-10	0-4	5-9	10-14	15-19	20-24	25-29	30-34	35-39	40-44	45-49	50-54	55-59	60-64	65-69	70-74	>75	CR	AAR	SE	TR
C00	-	-	-	-	-	-	-	-	0.6	0.8	-	1.5	1.5	-	-	-	0.2	0.20	0.10	0.7
C01-C02	-	-	-	-	2.1	4.3	8.9	7.6	15.0	15.5	20.9	44.0	28.7	41.0	27.5	13.5	7.4	9.34	0.70	20.1
C03-C06	-	-	-	0.7	0.4	1.9	6.5	8.7	10.2	20.2	21.9	42.5	18.1	25.9	27.5	20.3	6.6	8.24	0.65	18.9
C07-C08	-	-	-	-	-	-	-	-	0.6	-	1.0	1.5	-	2.2	-	3.4	0.2	0.28	0.13	0.5
C09	-	-	0.3	-	-	0.5	-	0.5	1.2	3.1	4.0	7.6	18.1	4.3	6.1	-	1.3	1.84	0.32	4.9
C10	-	-	-	-	-	-	-	-	0.6	-	3.0	6.1	3.0	2.2	3.1	3.4	0.5	0.74	0.21	1.8
C11	0.4	-	-	0.4	-	-	-	-	0.6	-	1.0	-	1.5	2.2	-	3.4	0.3	0.36	0.14	0.5
C12-C13	-	-	-	-	-	1.0	0.5	1.5	2.4	7.0	13.9	10.6	12.1	19.4	33.6	33.8	3.0	4.30	0.50	7.3
C14	-	-	-	-	0.4	-	-	1.0	2.4	1.6	2.0	4.6	4.5	-	3.1	6.8	0.8	0.99	0.23	2.5
C15	-	-	-	-	-	-	1.5	0.5	6.6	3.9	10.0	19.7	16.6	21.6	24.4	30.4	3.1	4.44	0.50	8.4
C16	-	-	-	-	0.4	-	-	1.0	1.2	0.8	1.0	1.5	7.6	8.6	6.1	-	0.7	1.01	0.24	1.9
C17	-	-	-	-	-	-	-	-	-	-	4.0	-	3.0	-	-	-	0.2	0.32	0.13	1.0
C18	-	-	-	-	-	0.5	0.5	0.5	0.6	1.6	6.0	4.6	3.0	4.3	9.2	23.6	1.2	1.62	0.31	2.5
C19-C20	-	-	-	-	-	-	0.5	1.0	-	0.8	4.0	4.6	-	10.8	12.2	13.5	1.0	1.36	0.28	1.6
C21	-	-	-	-	-	-	-	0.5	-	-	1.0	-	-	2.2	-	3.4	0.2	0.21	0.11	0.3
C22	-	-	0.3	-	-	-	-	-	1.8	1.6	6.0	4.6	12.1	8.6	3.1	10.1	1.2	1.72	0.31	3.8
C23-C24	-	-	-	-	-	-	-	0.5	-	0.8	1.0	1.5	4.5	-	3.1	3.4	0.3	0.50	0.17	1.2
C25	-	-	-	-	-	-	-	-	1.8	0.8	3.0	3.0	1.5	-	-	13.5	0.5	0.76	0.21	1.6
C30-C31	-	-	-	0.4	0.4	-	1.0	-	1.2	-	1.0	6.1	4.5	2.2	-	-	0.6	0.74	0.20	1.8
C32	-	-	-	-	-	-	-	1.5	1.2	2.3	9.0	9.1	13.6	15.1	24.4	10.1	1.9	2.80	0.40	5.4
C33-C34	-	-	-	-	0.4	0.5	1.5	1.0	4.2	10.9	24.9	27.3	25.7	47.4	45.8	57.4	5.5	7.98	0.68	14.0
C37-C38	-	-	-	0.4	-	-	-	-	-	0.8	-	3.0	1.5	-	-	-	0.2	0.26	0.12	0.7
C40-C41	-	-	1.0	1.5	-	0.5	1.5	1.5	-	-	3.0	-	7.6	2.2	3.1	-	0.9	1.03	0.22	1.8
C43	-	-	-	-	-	-	-	0.5	-	0.8	-	-	-	-	-	-	0.1	0.08	0.06	0.2
C44	-	-	-	-	-	-	0.5	0.5	1.2	0.8	2.0	-	-	-	-	6.8	0.3	0.41	0.14	0.8
C45	-	-	-	-	-	-	-	1.0	-	-	-	-	-	-	-	-	0.1	0.06	0.04	0.2
C46	-	-	-	-	-	-	-	-	-	-	-	-	-	-	-	-	-	-	-	-
C47+C49	-	0.3	-	0.4	-	-	-	0.5	0.6	0.8	1.0	-	1.5	-	-	-	0.3	0.29	0.11	0.7
C50	-	-	-	-	-	-	-	-	1.2	2.3	1.0	1.5	1.5	2.2	3.1	-	0.4	0.51	0.16	1.2
C60	-	-	-	-	-	-	0.5	-	2.4	1.6	1.0	3.0	-	2.2	-	-	0.4	0.50	0.16	1.3
C61	-	-	-	-	-	-	-	-	-	-	1.0	3.0	10.6	6.5	18.3	16.9	0.9	1.49	0.31	1.9
C62	-	-	-	-	1.3	1.9	2.0	1.5	0.6	0.8	-	-	1.5	2.2	-	-	0.7	0.67	0.16	0.8
C63	-	-	-	-	-	-	-	-	-	-	1.0	-	-	-	-	-	-	0.05	0.05	0.2
C64	0.4	-	-	-	-	-	-	-	-	-	5.0	-	1.5	4.3	6.1	-	0.4	0.61	0.18	1.0
C65	-	-	-	-	-	-	-	-	-	-	-	-	-	-	-	-	-	-	-	-
C66	-	-	-	-	-	-	-	-	-	-	-	-	-	-	-	-	-	-	-	-
C67	-	-	-	-	-	1.0	0.5	-	-	-	2.0	1.5	9.1	8.6	-	10.1	0.7	1.09	0.25	1.7
C68	-	-	-	-	-	-	-	-	-	-	-	-	-	-	-	3.4	-	0.07	0.07	-
C69	-	-	-	-	-	-	-	-	-	-	-	-	-	-	-	-	-	-	-	-
C70-C72	2.3	0.3	0.7	0.4	0.8	0.5	0.5	3.6	1.2	2.3	4.0	4.6	6.0	2.2	-	3.4	1.5	1.72	0.28	3.4
C73	-	-	-	-	-	-	0.5	-	1.2	-	-	-	1.5	2.2	-	-	0.2	0.23	0.11	0.4
C74	0.4	-	0.3	-	-	-	-	-	-	-	-	1.5	-	-	-	-	0.1	0.14	0.08	0.2
C81	-	1.0	-	0.4	0.4	0.5	1.5	-	0.6	-	-	-	-	2.2	3.1	-	0.5	0.46	0.14	0.1
C82-85,C96	-	0.7	0.3	1.9	0.8	0.5	1.5	0.5	0.6	1.6	3.0	6.1	9.1	6.5	9.2	3.4	1.5	1.82	0.31	2.9
C88	-	-	-	-	-	-	-	-	-	-	-	-	-	-	-	-	-	-	-	-
C90	-	-	-	-	-	-	-	-	1.2	-	1.0	3.0	-	2.2	-	-	0.2	0.31	0.13	0.8
C91	1.1	3.5	0.7	2.2	-	1.9	0.5	0.5	0.6	-	-	1.5	6.0	2.2	3.1	6.8	1.4	1.56	0.27	1.2
C92-C94	0.8	1.0	0.7	0.7	0.8	1.9	1.0	1.0	-	0.8	4.0	6.1	-	2.2	6.1	-	1.2	1.34	0.25	1.8
C95	0.4	0.3	0.7	-	0.4	0.5	0.5	-	-	0.8	1.0	3.0	-	-	-	-	0.4	0.46	0.14	0.7
O&U	-	0.3	0.3	-	-	1.0	1.5	3.1	7.2	12.4	11.9	31.9	30.2	34.5	33.6	6.8	4.7	6.51	0.60	14.3
All	5.6	7.6	5.5	9.4	8.8	18.8	33.2	40.3	70.8	97.0	180.2	270.0	267.4	299.7	314.4	307.4	54.0	71.7	1.97	138.7

TABLE AHR-4(b):
Average Annual Age Specific, Crude (CR), Age Adjusted (AAR) (with Standard Error (SE)) and
Truncated (35-64 yrs) (TR) Incidence Rate per 100,000 population: 2006-2008 - Females
Ahmedabad Rural

ICD-10	0-4	5-9	10-14	15-19	20-24	25-29	30-34	35-39	40-44	45-49	50-54	55-59	60-64	65-69	70-74	>75	CR	AAR	SE	TR
C00	-	-	-	-	-	-	-	-	-	-	-	-	-	-	-	-	-	-	-	-
C01-C02	-	-	-	-	-	-	0.5	2.2	3.5	6.8	8.0	4.2	2.8	-	5.3	5.1	1.5	1.67	0.29	4.6
C03-C06	-	-	-	0.4	-	-	0.5	0.6	2.1	7.7	8.0	4.2	4.2	3.9	2.7	2.5	1.4	1.64	0.29	4.4
C07-C08	-	-	-	-	-	0.5	-	0.6	-	-	-	-	-	1.9	-	-	0.1	0.13	0.08	0.1
C09	-	-	-	-	-	-	-	-	-	0.9	-	-	-	-	-	-	-	0.05	0.05	0.2
C10	-	-	-	-	-	-	-	-	0.7	-	-	-	-	-	-	-	-	0.04	0.04	0.1
C11	-	-	0.4	-	-	-	-	-	-	-	-	-	1.4	-	-	-	0.1	0.09	0.07	0.2
C12-C13	-	-	-	-	0.9	1.0	-	3.4	2.8	0.9	5.7	2.8	2.8	1.9	2.7	-	1.1	1.20	0.24	3.0
C14	-	-	-	-	-	-	-	-	1.4	0.9	-	-	-	-	2.7	-	0.2	0.19	0.09	0.4
C15	-	-	-	-	-	-	-	1.7	2.8	7.7	10.2	4.2	7.1	3.9	-	12.7	1.7	2.06	0.33	5.4
C16	-	-	-	-	-	-	1.0	-	0.7	-	1.1	5.5	1.4	1.9	2.7	2.5	0.5	0.60	0.18	1.2
C17	-	-	-	-	-	-	-	-	-	0.9	-	-	1.4	-	-	-	0.1	0.11	0.08	0.3
C18	-	-	-	-	-	0.5	1.0	0.6	0.7	1.7	-	1.4	2.8	7.7	-	2.5	0.6	0.73	0.19	1.1
C19-C20	-	-	-	-	-	0.5	-	1.1	1.4	0.9	3.4	-	2.8	1.9	-	2.5	0.6	0.63	0.18	1.6
C21	-	-	-	-	-	-	-	0.6	0.7	-	1.1	1.4	-	-	2.7	-	0.2	0.24	0.11	0.6
C22	0.4	-	0.4	-	-	-	0.5	-	0.7	-	1.1	1.4	1.4	1.9	-	-	0.3	0.39	0.14	0.7
C23-C24	-	-	-	-	-	-	-	-	0.7	-	-	5.5	2.8	7.7	-	2.5	0.5	0.66	0.19	1.2
C25	-	-	-	-	-	-	-	-	0.7	0.9	1.1	2.8	1.4	-	-	-	0.3	0.32	0.13	1.0
C30-C31	-	-	-	-	-	0.5	0.5	0.6	0.7	0.9	1.1	1.4	-	-	-	-	0.3	0.31	0.12	0.8
C32	-	-	-	-	-	-	-	-	-	0.9	1.1	1.4	1.4	-	2.7	2.5	0.3	0.32	0.13	0.7
C33-C34	-	-	-	-	0.5	-	-	-	1.4	2.6	5.7	6.9	5.7	3.9	5.3	-	1.0	1.28	0.26	3.3
C37-C38	-	-	-	-	-	-	-	-	-	-	1.1	-	-	1.9	-	-	0.1	0.11	0.08	0.2
C40-C41	0.4	-	0.8	0.4	-	-	1.0	1.7	-	-	1.1	-	1.4	-	2.7	-	0.5	0.50	0.15	0.7
C43	-	-	-	-	-	-	-	-	0.7	-	-	1.4	1.4	-	2.7	-	0.2	0.21	0.10	0.5
C44	-	-	-	-	-	-	-	0.6	-	1.7	-	2.8	-	1.9	-	2.5	0.3	0.36	0.14	0.8
C45	-	-	-	-	-	-	-	-	-	0.9	-	-	-	-	-	-	-	0.05	0.05	0.2
C46	-	-	-	-	-	-	-	-	-	-	-	-	-	-	-	-	-	-	-	-
C47+C49	0.4	-	0.4	0.4	-	-	-	-	-	-	1.1	1.4	-	-	2.7	2.5	0.3	0.35	0.13	0.4
C50	-	-	-	-	-	1.0	8.3	10.1	20.7	31.5	41.0	33.3	26.9	27.0	18.6	25.5	9.2	10.46	0.73	26.4
C51	-	-	-	-	-	-	0.5	-	-	0.9	-	-	-	1.9	13.3	-	0.3	0.41	0.15	0.2
C52	-	-	-	-	-	-	0.5	-	2.8	2.6	5.7	4.2	4.2	5.8	2.7	2.5	1.0	1.25	0.26	3.0
C53	-	-	-	-	0.5	1.5	4.7	9.5	20.7	13.6	26.2	23.6	32.5	38.5	13.3	20.4	7.4	8.45	0.66	19.9
C54	-	-	-	-	-	-	0.5	0.6	1.4	1.7	1.1	-	-	1.9	-	-	0.3	0.36	0.13	0.9
C55	-	-	-	-	-	-	-	-	-	-	1.1	-	2.8	5.8	-	2.5	0.3	0.39	0.15	0.5
C56	-	0.4	-	-	-	0.5	0.5	2.2	4.8	5.1	11.4	6.9	11.3	1.9	10.7	-	2.1	2.41	0.35	6.5
C57	-	-	-	-	-	-	-	-	-	-	-	-	1.4	-	2.7	-	0.1	0.11	0.08	0.2
C58	-	-	-	-	-	0.5	-	-	-	-	-	-	-	-	-	-	-	0.04	0.04	-
C64	-	-	-	0.8	-	-	1.0	1.1	1.4	0.9	1.1	1.4	1.4	1.9	-	-	0.6	0.57	0.16	1.2
C65	-	-	-	-	-	-	-	-	-	-	-	-	-	-	-	-	-	-	-	-
C66	-	-	-	-	-	-	-	-	-	-	-	-	-	-	-	-	-	-	-	-
C67	-	-	-	-	-	-	-	-	-	-	1.1	1.4	1.4	-	5.3	2.5	0.3	0.33	0.13	0.5
C68	-	-	-	-	-	-	-	-	-	-	-	-	-	-	-	-	-	-	-	-
C69	0.4	-	-	-	-	-	-	-	-	-	-	-	-	-	-	-	-	0.05	0.05	-
C70-C72	0.4	1.3	0.4	0.8	0.9	1.0	0.5	1.7	1.4	-	2.3	4.2	-	-	-	-	0.9	0.95	0.21	1.5
C73	-	-	-	-	0.5	0.5	1.0	1.1	-	3.4	3.4	4.2	-	3.9	-	-	0.8	0.86	0.21	2.0
C74	0.9	-	-	-	0.5	0.5	-	-	0.7	-	-	-	1.4	-	-	-	0.3	0.28	0.12	0.3
C81	0.4	0.8	-	0.4	-	0.5	0.5	1.1	-	1.7	-	-	-	-	-	2.5	0.5	0.47	0.14	0.5
C82-85,C96	-	-	0.4	0.4	0.5	-	1.6	-	2.8	2.6	1.1	-	1.4	3.9	2.7	-	0.8	0.81	0.19	1.4
C88	-	-	-	-	-	-	-	-	-	-	-	-	-	-	-	-	-	-	-	-
C90	-	-	-	-	-	-	-	-	-	0.9	2.3	1.4	2.8	-	-	-	0.3	0.33	0.14	1.1
C91	2.2	1.3	-	1.3	1.4	-	1.0	0.6	-	0.9	1.1	1.4	-	-	-	2.5	0.9	0.93	0.21	0.6
C92-C94	0.4	-	0.8	2.1	0.9	1.5	3.6	2.8	0.7	4.3	1.1	2.8	1.4	-	2.7	2.5	1.6	1.53	0.26	2.2
C95	0.4	-	0.4	-	-	-	-	0.6	0.7	0.9	-	-	-	-	2.7	-	0.3	0.27	0.11	0.4
O&U	-	-	0.4	-	0.5	0.5	1.0	2.2	3.5	10.2	12.5	6.9	12.7	9.6	18.6	7.6	2.8	3.36	0.42	7.6
All	6.7	3.8	4.6	7.2	7.1	11.3	30.5	46.9	82.9	116.6	164.0	140.0	144.1	142.5	127.8	107.1	42.9	49.0	1.57	110.8

**TABLE AHR-5(a): Number (#) and Proportion (%) of Cancers by Site (ICD-10) and Method of Diagnosis: 2006-2008 - Males
Ahmedabad Rural**

ICD-10	Site	Clinical		Microscopic		X-Ray/Imaging		DCO		Others		Unknown		Total	
		#	%	#	%	#	%	#	%	#	%	#	%	#	%
C00	Lip	-	-	4	100.0	-	-	-	-	-	-	-	-	4	100.0
C01-C02	Tongue	5	2.6	186	96.4	-	-	2	1.0	-	-	-	-	193	100.0
C03-C06	Mouth	11	6.4	158	92.4	1	0.6	-	-	1	0.6	-	-	171	100.0
C07-C08	Salivary Gland	-	-	5	100.0	-	-	-	-	-	-	-	-	5	100.0
C09	Tonsil	1	2.9	33	97.1	-	-	-	-	-	-	-	-	34	100.0
C10	Oth. Oropharynx	-	-	13	100.0	-	-	-	-	-	-	-	-	13	100.0
C11	Nasopharynx	-	-	7	100.0	-	-	-	-	-	-	-	-	7	100.0
C12-C13	Hypopharynx	3	3.8	73	93.6	1	1.3	-	-	1	1.3	-	-	78	100.0
C14	Pharynx Unspecified	3	15.0	17	85.0	-	-	-	-	-	-	-	-	20	100.0
C15	Oesophagus	3	3.7	75	92.6	-	-	3	3.7	-	-	-	-	81	100.0
C16	Stomach	-	-	14	73.7	1	5.3	3	15.8	1	5.3	-	-	19	100.0
C17	Small Intestine	-	-	6	100.0	-	-	-	-	-	-	-	-	6	100.0
C18	Colon	3	10.0	23	76.7	-	-	2	6.7	2	6.7	-	-	30	100.0
C19-C20	Rectum	1	4.0	22	88.0	-	-	1	4.0	1	4.0	-	-	25	100.0
C21	Anus & Anal Canal	-	-	4	100.0	-	-	-	-	-	-	-	-	4	100.0
C22	Liver	2	6.5	27	87.1	-	-	2	6.5	-	-	-	-	31	100.0
C23-C24	Gallbladder etc.	2	22.2	6	66.7	1	11.1	-	-	-	-	-	-	9	100.0
C25	Pancreas	3	21.4	8	57.1	2	14.3	-	-	1	7.1	-	-	14	100.0
C30-C31	Nose, Sinuses etc.	1	6.7	13	86.7	1	6.7	-	-	-	-	-	-	15	100.0
C32	Larynx	2	4.0	48	96.0	-	-	-	-	-	-	-	-	50	100.0
C33-C34	Lung etc.	3	2.1	129	90.8	5	3.5	5	3.5	-	-	-	-	142	100.0
C37-C38	Other Thoracic Organs	1	20.0	4	80.0	-	-	-	-	-	-	-	-	5	100.0
C40-C41	Bone	-	-	23	95.8	1	4.2	-	-	-	-	-	-	24	100.0
C43	Melanoma of Skin	-	-	2	100.0	-	-	-	-	-	-	-	-	2	100.0
C44	Other Skin	-	-	9	100.0	-	-	-	-	-	-	-	-	9	100.0
C45	Mesothelioma	-	-	2	100.0	-	-	-	-	-	-	-	-	2	100.0
C46	Kaposi Sarcoma	-	-	-	-	-	-	-	-	-	-	-	-	-	-
C47+C49	Conn. & Soft Tissue	-	-	7	100.0	-	-	-	-	-	-	-	-	7	100.0
C50	Breast	1	10.0	9	90.0	-	-	-	-	-	-	-	-	10	100.0
C60	Penis	-	-	11	100.0	-	-	-	-	-	-	-	-	11	100.0
C61	Prostate	2	8.3	20	83.3	1	4.2	-	-	1	4.2	-	-	24	100.0
C62	Testis	-	-	18	100.0	-	-	-	-	-	-	-	-	18	100.0
C63	Other Male Genital	-	-	1	100.0	-	-	-	-	-	-	-	-	1	100.0
C64	Kidney etc.	-	-	8	72.7	1	9.1	2	18.2	-	-	-	-	11	100.0
C65	Renal Pelvis	-	-	-	-	-	-	-	-	-	-	-	-	-	-
C66	Ureter	-	-	-	-	-	-	-	-	-	-	-	-	-	-
C67	Bladder	-	-	18	94.7	1	5.3	-	-	-	-	-	-	19	100.0
C68	Uns.Urinary Organs	-	-	1	100.0	-	-	-	-	-	-	-	-	1	100.0
C69	Eye	-	-	-	-	-	-	-	-	-	-	-	-	-	-
C70-C72	Brain, Nervous System	2	5.1	33	84.6	1	2.6	3	7.7	-	-	-	-	39	100.0
C73	Thyroid	1	20.0	4	80.0	-	-	-	-	-	-	-	-	5	100.0
C74	Adrenal Gland	-	-	3	100.0	-	-	-	-	-	-	-	-	3	100.0
C81	Hodgkins Disease	-	-	12	100.0	-	-	-	-	-	-	-	-	12	100.0
C82-85,C96	NHL	-	-	37	97.4	-	-	-	-	1	2.6	-	-	38	100.0
C88	Malig Imn.Prol D	-	-	-	-	-	-	-	-	-	-	-	-	-	-
C90	Multiple Myeloma	-	-	5	83.3	-	-	-	-	1	16.7	-	-	6	100.0
C91	Lymphoid Leuk.	-	-	37	100.0	-	-	-	-	-	-	-	-	37	100.0
C92-C94	Myeloid Leukaemia	-	-	31	100.0	-	-	-	-	-	-	-	-	31	100.0
C95	Leukaemia Uns	-	-	11	100.0	-	-	-	-	-	-	-	-	11	100.0
O&U	Other and Uns	5	4.1	105	85.4	3	2.4	8	6.5	2	1.6	-	-	123	100.0
All	Sites	55	3.9	1282	91.6	20	1.4	31	2.2	12.0	0.9	-	-	1400	100.0

**TABLE AHR-5(b): Number (#) and Proportion (%) of Cancers by Site (ICD-10) and Method of Diagnosis : 2006-2008 - Females
Ahmedabad Rural**

ICD-10	Site	Clinical		Microscopic		X-Ray/Imaging		DCO		Others		Unknown		Total	
		#	%	#	%	#	%	#	%	#	%	#	%	#	%
C00	Lip	-	-	-	-	-	-	-	-	-	-	-	-	-	-
C01-C02	Tongue	1	2.9	32	94.1	-	-	1	2.9	-	-	-	-	34	100.0
C03-C06	Mouth	1	3.1	31	96.9	-	-	-	-	-	-	-	-	32	100.0
C07-C08	Salivary Gland	-	-	2	66.7	-	-	-	-	1	33.3	-	-	3	100.0
C09	Tonsil	-	-	1	100.0	-	-	-	-	-	-	-	-	1	100.0
C10	Oth. Oropharynx	-	-	1	100.0	-	-	-	-	-	-	-	-	1	100.0
C11	Nasopharynx	-	-	2	100.0	-	-	-	-	-	-	-	-	2	100.0
C12-C13	Hypopharynx	-	-	26	100.0	-	-	-	-	-	-	-	-	26	100.0
C14	Pharynx Unspecified	1	25.0	3	75.0	-	-	-	-	-	-	-	-	4	100.0
C15	Oesophagus	2	5.0	32	80.0	2	5.0	2	5.0	2	5.0	-	-	40	100.0
C16	Stomach	-	-	9	75.0	-	-	2	16.7	1	8.3	-	-	12	100.0
C17	Small Intestine	-	-	2	100.0	-	-	-	-	-	-	-	-	2	100.0
C18	Colon	-	-	14	93.3	-	-	-	-	1	6.7	-	-	15	100.0
C19-C20	Rectum	-	-	13	100.0	-	-	-	-	-	-	-	-	13	100.0
C21	Anus & Anal Canal	-	-	5	100.0	-	-	-	-	-	-	-	-	5	100.0
C22	Liver	-	-	8	100.0	-	-	-	-	-	-	-	-	8	100.0
C23-C24	Gallbladder etc.	1	8.3	7	58.3	4	33.3	-	-	-	-	-	-	12	100.0
C25	Pancreas	1	16.7	3	50.0	-	-	-	-	2	33.3	-	-	6	100.0
C30-C31	Nose, Sinuses etc.	-	-	7	100.0	-	-	-	-	-	-	-	-	7	100.0
C32	Larynx	-	-	6	100.0	-	-	-	-	-	-	-	-	6	100.0
C33-C34	Lung etc.	-	-	24	100.0	-	-	-	-	-	-	-	-	24	100.0
C37-C38	Other Thoracic Organs	-	-	2	100.0	-	-	-	-	-	-	-	-	2	100.0
C40-C41	Bone	1	8.3	10	83.3	-	-	-	-	1	8.3	-	-	12	100.0
C43	Melanoma of Skin	-	-	4	100.0	-	-	-	-	-	-	-	-	4	100.0
C44	Other Skin	-	-	7	100.0	-	-	-	-	-	-	-	-	7	100.0
C45	Mesothelioma	-	-	1	100.0	-	-	-	-	-	-	-	-	1	100.0
C46	Kaposi Sarcoma	-	-	-	-	-	-	-	-	-	-	-	-	-	-
C47+C49	Conn. & Soft Tissue	-	-	7	100.0	-	-	-	-	-	-	-	-	7	100.0
C50	Breast	9	4.2	198	92.1	1	0.5	5	2.3	2	0.9	-	-	215	100.0
C51	Vulva	-	-	7	87.5	-	-	-	-	1	12.5	-	-	8	100.0
C52	Vagina	1	4.2	23	95.8	-	-	-	-	-	-	-	-	24	100.0
C53	Cervix Uteri	1	0.6	165	95.9	3	1.7	3	1.7	-	-	-	-	172	100.0
C54	Corpus Uteri	-	-	7	87.5	-	-	1	12.5	-	-	-	-	8	100.0
C55	Uterus Unspecified	-	-	5	71.4	1	14.3	1	14.3	-	-	-	-	7	100.0
C56	Ovary etc.	-	-	45	93.8	-	-	-	-	3	6.3	-	-	48	100.0
C57	Other Female Genital	-	-	2	100.0	-	-	-	-	-	-	-	-	2	100.0
C58	Placenta	-	-	1	100.0	-	-	-	-	-	-	-	-	1	100.0
C64	Kidney etc.	-	-	11	84.6	1	7.7	1	7.7	-	-	-	-	13	100.0
C65	Renal Pelvis	-	-	-	-	-	-	-	-	-	-	-	-	-	-
C66	Ureter	-	-	-	-	-	-	-	-	-	-	-	-	-	-
C67	Bladder	-	-	6	100.0	-	-	-	-	-	-	-	-	6	100.0
C68	Uns.Urinary Organs	-	-	-	-	-	-	-	-	-	-	-	-	-	-
C69	Eye	-	-	1	100.0	-	-	-	-	-	-	-	-	1	100.0
C70-C72	Brain, Nervous System	-	-	20	90.9	1	4.5	-	-	1	4.5	-	-	22	100.0
C73	Thyroid	-	-	18	100.0	-	-	-	-	-	-	-	-	18	100.0
C74	Adrenal Gland	-	-	6	100.0	-	-	-	-	-	-	-	-	6	100.0
C81	Hodgkins Disease	-	-	10	90.9	-	-	-	-	1	9.1	-	-	11	100.0
C82-85,C96	NHL	-	-	15	83.3	-	-	-	-	3	16.7	-	-	18	100.0
C88	Malig Imn.Prol D	-	-	-	-	-	-	-	-	-	-	-	-	-	-
C90	Multiple Myeloma	-	-	5	83.3	-	-	-	-	1	16.7	-	-	6	100.0
C91	Lymphoid Leuk.	-	-	21	100.0	-	-	-	-	-	-	-	-	21	100.0
C92-C94	Myeloid Leukaemia	-	-	37	100.0	-	-	-	-	-	-	-	-	37	100.0
C95	Leukaemia Uns	-	-	6	100.0	-	-	-	-	-	-	-	-	6	100.0
O&U	Other and Uns	-	-	53	80.3	-	-	11	16.7	2	3.0	-	-	66	100.0
All	Sites	19	1.9	921	91.9	13	1.3	27	2.7	22.0	2.2	-	-	1002	100.0

TABLE AHR-6(a): Number (#) and Proportion (%) of Cancers by Site (ICD-10) and Detailed Microscopic Diagnosis: 2006-2008 - Males Ahmedabad Rural

ICD-10	Site	Pri. Hist		Sec. Hist		Cytology		Blood Film		Bone Marrow		Others		Total	
		#	%	#	%	#	%	#	%	#	%	#	%	#	%
C00	Lip	4	100.0	-	-	-	-	-	-	-	-	-	-	4	100.0
C01-C02	Tongue	185	95.9	-	-	1	0.5	-	-	-	-	7	3.6	193	100.0
C03-C06	Mouth	158	92.4	-	-	-	-	-	-	-	-	13	7.6	171	100.0
C07-C08	Salivary Gland	4	80.0	-	-	1	20.0	-	-	-	-	-	-	5	100.0
C09	Tonsil	32	94.1	-	-	1	2.9	-	-	-	-	1	2.9	34	100.0
C10	Oth. Oropharynx	13	100.0	-	-	-	-	-	-	-	-	-	-	13	100.0
C11	Nasopharynx	7	100.0	-	-	-	-	-	-	-	-	-	-	7	100.0
C12-C13	Hypopharynx	73	93.6	-	-	-	-	-	-	-	-	5	6.4	78	100.0
C14	Pharynx Unspecified	17	85.0	-	-	-	-	-	-	-	-	3	15.0	20	100.0
C15	Oesophagus	75	92.6	-	-	-	-	-	-	-	-	6	7.4	81	100.0
C16	Stomach	14	73.7	-	-	-	-	-	-	-	-	5	26.3	19	100.0
C17	Small Intestine	6	100.0	-	-	-	-	-	-	-	-	-	-	6	100.0
C18	Colon	22	73.3	1	3.3	-	-	-	-	-	-	7	23.3	30	100.0
C19-C20	Rectum	22	88.0	-	-	-	-	-	-	-	-	3	12.0	25	100.0
C21	Anus & Anal Canal	4	100.0	-	-	-	-	-	-	-	-	-	-	4	100.0
C22	Liver	24	77.4	-	-	3	9.7	-	-	-	-	4	12.9	31	100.0
C23-C24	Gallbladder etc.	6	66.7	-	-	-	-	-	-	-	-	3	33.3	9	100.0
C25	Pancreas	8	57.1	-	-	-	-	-	-	-	-	6	42.9	14	100.0
C30-C31	Nose, Sinuses etc.	13	86.7	-	-	-	-	-	-	-	-	2	13.3	15	100.0
C32	Larynx	48	96.0	-	-	-	-	-	-	-	-	2	4.0	50	100.0
C33-C34	Lung etc.	107	75.4	1	0.7	21	14.8	-	-	-	-	13	9.2	142	100.0
C37-C38	Other Thoracic Organs	3	60.0	-	-	1	20.0	-	-	-	-	1	20.0	5	100.0
C40-C41	Bone	22	91.7	-	-	1	4.2	-	-	-	-	1	4.2	24	100.0
C43	Melanoma of Skin	2	100.0	-	-	-	-	-	-	-	-	-	-	2	100.0
C44	Other Skin	9	100.0	-	-	-	-	-	-	-	-	-	-	9	100.0
C45	Mesothelioma	2	100.0	-	-	-	-	-	-	-	-	-	-	2	100.0
C46	Kaposi Sarcoma	-	-	-	-	-	-	-	-	-	-	-	-	-	-
C47+C49	Conn. & Soft Tissue	7	100.0	-	-	-	-	-	-	-	-	-	-	7	100.0
C50	Breast	9	90.0	-	-	-	-	-	-	-	-	1	10.0	10	100.0
C60	Penis	11	100.0	-	-	-	-	-	-	-	-	-	-	11	100.0
C61	Prostate	19	79.2	-	-	-	-	-	-	1	4.2	4	16.7	24	100.0
C62	Testis	17	94.4	1	5.6	-	-	-	-	-	-	-	-	18	100.0
C63	Other Male Genital	1	100.0	-	-	-	-	-	-	-	-	-	-	1	100.0
C64	Kidney etc.	8	72.7	-	-	-	-	-	-	-	-	3	27.3	11	100.0
C65	Renal Pelvis	-	-	-	-	-	-	-	-	-	-	-	-	-	-
C66	Ureter	-	-	-	-	-	-	-	-	-	-	-	-	-	-
C67	Bladder	18	94.7	-	-	-	-	-	-	-	-	1	5.3	19	100.0
C68	Uns. Urinary Organs	1	100.0	-	-	-	-	-	-	-	-	-	-	1	100.0
C69	Eye	-	-	-	-	-	-	-	-	-	-	-	-	-	-
C70-C72	Brain, Nervous System	33	84.6	-	-	-	-	-	-	-	-	6	15.4	39	100.0
C73	Thyroid	4	80.0	-	-	-	-	-	-	-	-	1	20.0	5	100.0
C74	Adrenal Gland	3	100.0	-	-	-	-	-	-	-	-	-	-	3	100.0
C81	Hodgkins Disease	12	100.0	-	-	-	-	-	-	-	-	-	-	12	100.0
C82-85,C96	NHL	37	97.4	-	-	-	-	-	-	-	-	1	2.6	38	100.0
C88	Malig Imn.Prol D	-	-	-	-	-	-	-	-	-	-	-	-	-	-
C90	Multiple Myeloma	1	16.7	-	-	-	-	-	-	4	66.7	1	16.7	6	100.0
C91	Lymphoid Leuk.	3	8.1	-	-	-	-	-	-	34	91.9	-	-	37	100.0
C92-C94	Myeloid Leukaemia	3	9.7	-	-	-	-	-	-	28	90.3	-	-	31	100.0
C95	Leukaemia Uns	-	-	-	-	-	-	-	-	11	100.0	-	-	11	100.0
O&U	Other and Uns	7	5.7	72	58.5	26	21.1	-	-	-	-	18	14.6	123	100.0
All	Sites	1074	76.7	75	5.4	55	3.9	-	-	78	5.6	118	8.4	1400	100.0

TABLE AHR-6(b): Number (#) and Proportion (%) of Cancers by Site (ICD-10) and Detailed Microscopic Diagnosis: 2006-2008 - Females - Ahmedabad Rural

ICD-10	Site	Pri. Hist		Sec. Hist		Cytology		Blood Film		Bone Marrow		Others		Total	
		#	%	#	%	#	%	#	%	#	%	#	%	#	%
C00	Lip	-	-	-	-	-	-	-	-	-	-	-	-	-	-
C01-C02	Tongue	32	94.1	-	-	-	-	-	-	-	-	2	5.9	34	100.0
C03-C06	Mouth	31	96.9	-	-	-	-	-	-	-	-	1	3.1	32	100.0
C07-C08	Salivary Gland	2	66.7	-	-	-	-	-	-	-	-	1	33.3	3	100.0
C09	Tonsil	1	100.0	-	-	-	-	-	-	-	-	-	-	1	100.0
C10	Oth. Oropharynx	1	100.0	-	-	-	-	-	-	-	-	-	-	1	100.0
C11	Nasopharynx	2	100.0	-	-	-	-	-	-	-	-	-	-	2	100.0
C12-C13	Hypopharynx	25	96.2	1	3.8	-	-	-	-	-	-	-	-	26	100.0
C14	Pharynx Unspecified	3	75.0	-	-	-	-	-	-	-	-	1	25.0	4	100.0
C15	Oesophagus	32	80.0	-	-	-	-	-	-	-	-	8	20.0	40	100.0
C16	Stomach	9	75.0	-	-	-	-	-	-	-	-	3	25.0	12	100.0
C17	Small Intestine	2	100.0	-	-	-	-	-	-	-	-	-	-	2	100.0
C18	Colon	14	93.3	-	-	-	-	-	-	-	-	1	6.7	15	100.0
C19-C20	Rectum	13	100.0	-	-	-	-	-	-	-	-	-	-	13	100.0
C21	Anus & Anal Canal	5	100.0	-	-	-	-	-	-	-	-	-	-	5	100.0
C22	Liver	8	100.0	-	-	-	-	-	-	-	-	-	-	8	100.0
C23-C24	Gallbladder etc.	5	41.7	-	-	2	16.7	-	-	-	-	5	41.7	12	100.0
C25	Pancreas	3	50.0	-	-	-	-	-	-	-	-	3	50.0	6	100.0
C30-C31	Nose, Sinuses etc.	7	100.0	-	-	-	-	-	-	-	-	-	-	7	100.0
C32	Larynx	6	100.0	-	-	-	-	-	-	-	-	-	-	6	100.0
C33-C34	Lung etc.	17	70.8	3	12.5	4	16.7	-	-	-	-	-	-	24	100.0
C37-C38	Other Thoracic Organs	2	100.0	-	-	-	-	-	-	-	-	-	-	2	100.0
C40-C41	Bone	10	83.3	-	-	-	-	-	-	-	-	2	16.7	12	100.0
C43	Melanoma of Skin	3	75.0	-	-	1	25.0	-	-	-	-	-	-	4	100.0
C44	Other Skin	7	100.0	-	-	-	-	-	-	-	-	-	-	7	100.0
C45	Mesothelioma	1	100.0	-	-	-	-	-	-	-	-	-	-	1	100.0
C46	Kaposi Sarcoma	-	-	-	-	-	-	-	-	-	-	-	-	-	-
C47+C49	Conn. & Soft Tissue	7	100.0	-	-	-	-	-	-	-	-	-	-	7	100.0
C50	Breast	184	85.6	2	0.9	12	5.6	-	-	-	-	17	7.9	215	100.0
C51	Vulva	7	87.5	-	-	-	-	-	-	-	-	1	12.5	8	100.0
C52	Vagina	23	95.8	-	-	-	-	-	-	-	-	1	4.2	24	100.0
C53	Cervix Uteri	165	95.9	-	-	-	-	-	-	-	-	7	4.1	172	100.0
C54	Corpus Uteri	7	87.5	-	-	-	-	-	-	-	-	1	12.5	8	100.0
C55	Uterus Unspecified	5	71.4	-	-	-	-	-	-	-	-	2	28.6	7	100.0
C56	Ovary etc.	42	87.5	-	-	3	6.3	-	-	-	-	3	6.3	48	100.0
C57	Other Female Genital	2	100.0	-	-	-	-	-	-	-	-	-	-	2	100.0
C58	Placenta	1	100.0	-	-	-	-	-	-	-	-	-	-	1	100.0
C64	Kidney etc.	11	84.6	-	-	-	-	-	-	-	-	2	15.4	13	100.0
C65	Renal Pelvis	-	-	-	-	-	-	-	-	-	-	-	-	-	-
C66	Ureter	-	-	-	-	-	-	-	-	-	-	-	-	-	-
C67	Bladder	6	100.0	-	-	-	-	-	-	-	-	-	-	6	100.0
C68	Uns.Urinary Organs	-	-	-	-	-	-	-	-	-	-	-	-	-	-
C69	Eye	1	100.0	-	-	-	-	-	-	-	-	-	-	1	100.0
C70-C72	Brain, Nervous System	20	90.9	-	-	-	-	-	-	-	-	2	9.1	22	100.0
C73	Thyroid	16	88.9	-	-	2	11.1	-	-	-	-	-	-	18	100.0
C74	Adrenal Gland	5	83.3	-	-	1	16.7	-	-	-	-	-	-	6	100.0
C81	Hodgkins Disease	10	90.9	-	-	-	-	-	-	-	-	1	9.1	11	100.0
C82-85,C96	NHL	14	77.8	-	-	-	-	-	-	1	5.6	3	16.7	18	100.0
C88	Malig Imn.Prol D	-	-	-	-	-	-	-	-	-	-	-	-	-	-
C90	Multiple Myeloma	2	33.3	-	-	-	-	-	-	3	50.0	1	16.7	6	100.0
C91	Lymphoid Leuk.	2	9.5	-	-	-	-	-	-	19	90.5	-	-	21	100.0
C92-C94	Myeloid Leukaemia	1	2.7	-	-	-	-	-	-	36	97.3	-	-	37	100.0
C95	Leukaemia Uns	2	33.3	-	-	-	-	-	-	4	66.7	-	-	6	100.0
O&U	Other and Uns	8	12.1	31	47.0	14	21.2	-	-	-	-	13	19.7	66	100.0
All	Sites	782	78.0	37	3.7	39	3.9	-	-	63	6.3	81	8.1	1002	100.0

**TABLE AHR-7 (a): Number of Cancer Deaths by Five Year Age Group and Site (ICD-10):
2006-2008 – Males**

%= Relative Proportion of Cancers of All Sites.

Ahmedabad Rural

ICD-10	Site	0-4	5-9	10-14	15-19	20-24	25-29	30-34	35-39	40-44	45-49	50-54	55-59	60-64	65-69	70-74	75+	Unkn	Total	%
C00	Lip	-	-	-	-	-	-	-	-	-	-	-	-	-	-	-	-	-	-	-
C01-C02	Tongue	-	-	-	-	1	3	4	5	4	4	3	6	8	5	1	1	-	45	10.84
C03-C06	Mouth	-	-	-	-	-	1	3	3	5	7	6	9	5	3	2	2	-	46	11.08
C07-C08	Salivary Gland	-	-	-	-	-	-	-	-	1	-	-	-	-	1	-	-	-	2	0.48
C09	Tonsil	-	-	-	-	-	1	-	-	2	-	2	2	5	1	-	-	-	13	3.13
C10	Oth. Oropharynx	-	-	-	-	-	-	-	-	-	-	-	-	-	-	-	-	-	-	-
C11	Nasopharynx	-	-	-	-	-	-	-	-	-	-	-	-	-	-	-	-	-	-	-
C12-C13	Hypopharynx	-	-	-	-	-	-	2	1	2	5	5	4	1	3	1	2	-	26	6.27
C14	Pharynx Unspecified	-	-	-	-	-	-	-	-	-	-	1	1	1	-	1	-	-	4	0.96
C15	Oesophagus	-	-	-	-	-	-	1	1	3	3	4	7	4	6	4	1	-	34	8.19
C16	Stomach	-	-	-	-	-	-	-	2	-	-	-	-	4	2	-	-	-	8	1.93
C17	Small Intestine	-	-	-	-	-	-	-	-	-	-	1	-	-	-	-	-	-	1	0.24
C18	Colon	-	-	-	-	-	-	-	1	1	-	3	-	-	-	-	2	-	7	1.69
C19-C20	Rectum	-	-	-	-	-	-	-	-	-	1	1	-	-	-	2	1	-	5	1.20
C21	Anus & Anal Canal	-	-	-	-	-	-	-	-	-	-	-	-	-	-	-	-	-	-	-
C22	Liver	-	-	1	-	-	-	-	-	-	-	1	1	5	3	-	1	-	12	2.89
C23-C24	Gallbladder etc.	-	-	-	-	-	-	-	-	-	-	-	1	2	1	2	1	-	7	1.69
C25	Pancreas	-	-	-	-	-	-	-	-	1	1	2	1	-	-	-	1	-	6	1.45
C30-C31	Nose, Sinuses etc.	-	-	-	-	-	-	-	-	2	-	1	-	-	-	1	-	-	4	0.96
C32	Larynx	-	-	-	-	-	-	-	1	-	1	1	2	2	2	2	2	-	13	3.13
C33-C34	Lung etc.	-	-	-	-	-	-	1	1	4	7	6	6	10	7	5	8	-	55	13.25
C37-C38	Other Thoracic Organs	-	-	-	-	-	-	-	-	-	-	-	-	-	-	-	-	-	-	-
C40-C41	Bone	-	-	1	-	-	-	-	2	-	-	-	-	1	-	-	-	-	4	0.96
C43	Melanoma of Skin	-	-	-	-	-	-	-	-	-	-	-	-	-	-	-	-	-	-	-
C44	Other Skin	-	-	-	-	-	-	-	-	1	-	1	-	-	1	-	-	-	3	0.72
C45	Mesothelioma	-	-	-	-	-	-	-	1	-	-	-	-	-	-	-	-	-	1	0.24
C46	Kaposi Sarcoma	-	-	-	-	-	-	-	-	-	-	-	-	-	-	-	-	-	-	-
C47+C49	Conn. & Soft Tissue	-	-	-	-	-	-	-	-	-	1	-	-	1	-	-	-	-	2	0.48
C50	Breast	-	-	-	-	-	-	-	-	-	-	-	-	-	-	-	-	-	-	-
C60	Penis	-	-	-	-	-	-	-	-	-	1	-	-	-	-	-	-	-	1	0.24
C61	Prostate	-	-	-	-	-	-	-	-	-	-	-	1	1	1	1	2	-	6	1.45
C62	Testis	-	-	-	-	1	2	-	1	-	-	-	-	-	1	-	-	-	5	1.20
C63	Other Male Genital	-	-	-	-	-	-	-	-	-	-	-	-	-	-	-	-	-	-	-
C64	Kidney etc.	-	-	-	-	-	-	-	-	-	-	2	-	-	1	2	-	-	5	1.20
C65	Renal Pelvis	-	-	-	-	-	-	-	-	-	-	-	-	-	-	-	-	-	-	-
C66	Ureter	-	-	-	-	-	-	-	-	-	-	-	-	-	-	-	-	-	-	-
C67	Bladder	-	-	-	-	-	-	-	-	-	1	-	-	2	-	-	1	-	4	0.96
C68	Uns. Urinary Organs	-	-	-	-	-	-	-	-	-	-	-	-	-	-	-	-	-	-	-
C69	Eye	-	-	-	-	-	-	-	-	-	-	-	-	-	-	-	-	-	-	-
C70-C72	Brain, Nervous System	3	-	1	-	-	1	1	3	-	-	2	1	-	-	-	-	-	12	2.89
C73	Thyroid	-	-	-	-	-	-	-	-	-	-	-	-	1	-	-	-	-	1	0.24
C74	Adrenal Gland	1	-	-	-	-	-	-	-	-	-	-	1	-	-	-	-	-	2	0.48
C81	Hodgkins Disease	-	-	1	-	-	-	-	-	1	-	-	-	-	-	-	-	-	2	0.48
C82-85,C96	NHL	-	-	1	2	2	-	-	-	-	-	-	1	1	-	-	-	-	7	1.69
C88	Malig Imn.Prol D	-	-	-	-	-	-	-	-	-	-	-	-	-	-	-	-	-	-	-
C90	Multiple Myeloma	-	-	-	-	-	-	-	-	-	1	-	1	-	-	-	-	-	2	0.48
C91	Lymphoid Leuk.	-	1	-	-	-	2	-	-	-	-	-	-	2	1	-	-	-	6	1.45
C92-C94	Myeloid Leukaemia	1	2	-	-	3	-	-	2	-	-	3	1	-	-	2	-	-	14	3.37
C95	Leukaemia Uns	-	-	1	-	-	1	-	1	-	-	1	2	-	-	-	-	-	6	1.45
O&U	Other and Uns	-	-	-	-	-	-	2	5	3	6	3	6	5	5	7	2	-	44	10.60
All	Sites	5	3	6	2	7	11	14	30	30	39	49	54	61	44	33	27	-	415	100.00

**TABLE AHR-7 (b): Number of Cancer Deaths by Five Year Age Group and Site (ICD-10):
2006-2008 – Females**

%= Relative Proportion of Cancers of All Sites.

Ahmedabad Rural

ICD-10	Site	0-4	5-9	10-14	15-19	20-24	25-29	30-34	35-39	40-44	45-49	50-54	55-59	60-64	65-69	70-74	75+	Unkn	Total	%
C00	Lip	-	-	-	-	-	-	-	-	-	-	-	-	1	-	-	-	-	1	0.43
C01-C02	Tongue	-	-	-	-	-	-	-	1	2	2	1	-	-	-	-	1	-	7	2.98
C03-C06	Mouth	-	-	-	1	-	-	-	-	2	3	-	-	2	1	-	-	-	9	3.83
C07-C08	Salivary Gland	-	-	-	-	-	-	-	-	-	-	-	-	-	-	-	-	-	-	-
C09	Tonsil	-	-	-	-	-	-	-	-	-	-	-	-	-	-	-	-	-	-	-
C10	Oth. Oropharynx	-	-	-	-	-	-	-	-	-	-	-	-	-	-	-	-	-	-	-
C11	Nasopharynx	-	-	-	-	-	-	-	-	-	-	-	-	-	-	-	-	-	-	-
C12-C13	Hypopharynx	-	-	-	-	-	-	-	-	5	-	2	1	1	-	1	-	-	10	4.26
C14	Pharynx Unspecified	-	-	-	-	-	-	-	-	1	-	-	-	-	1	-	-	-	2	0.85
C15	Oesophagus	-	-	-	-	-	-	-	-	-	4	2	2	1	3	-	2	-	14	5.96
C16	Stomach	-	-	-	-	-	-	2	-	-	-	1	1	-	1	-	-	-	5	2.13
C17	Small Intestine	-	-	-	-	-	-	-	-	-	-	-	-	-	-	-	-	-	-	-
C18	Colon	-	-	-	-	-	-	1	-	1	-	-	-	-	1	-	-	-	3	1.28
C19-C20	Rectum	-	-	-	-	-	-	-	1	-	-	1	-	-	-	-	-	-	2	0.85
C21	Anus & Anal Canal	-	-	-	-	-	-	-	1	-	-	-	-	-	-	-	-	-	1	0.43
C22	Liver	1	-	-	-	-	-	-	-	-	-	1	1	-	-	-	-	-	3	1.28
C23-C24	Gallbladder etc.	-	-	-	-	-	-	-	-	1	-	-	2	-	1	-	1	-	5	2.13
C25	Pancreas	-	-	-	-	-	-	-	-	-	-	-	1	-	-	-	-	-	1	0.43
C30-C31	Nose, Sinuses etc.	-	-	-	-	-	1	-	2	1	-	-	-	-	-	-	-	-	4	1.70
C32	Larynx	-	-	-	-	-	-	-	-	-	-	-	-	-	-	-	-	-	-	-
C33-C34	Lung etc.	-	-	-	-	-	-	-	-	1	3	3	-	1	-	2	-	-	10	4.26
C37-C38	Other Thoracic Organs	-	-	-	-	-	-	-	-	-	-	-	-	-	-	-	-	-	-	-
C40-C41	Bone	-	-	-	-	-	-	-	-	1	-	-	-	-	-	-	-	-	1	0.43
C43	Melanoma of Skin	-	-	-	-	-	-	-	-	-	-	-	-	-	-	-	-	-	-	-
C44	Other Skin	-	-	-	-	-	-	-	-	-	-	-	-	-	-	-	-	-	-	-
C45	Mesothelioma	-	-	-	-	-	-	-	-	-	-	-	-	-	-	-	-	-	-	-
C46	Kaposi Sarcoma	-	-	-	-	-	-	-	-	-	-	-	-	-	-	-	-	-	-	-
C47+C49	Conn. & Soft Tissue	-	-	-	-	-	-	-	-	-	-	-	-	-	-	-	-	-	-	-
C50	Breast	-	-	-	-	-	-	3	2	8	7	6	5	2	1	3	2	1	40	17.02
C51	Vulva	-	-	-	-	-	-	-	-	-	-	-	-	-	-	-	-	-	-	-
C52	Vagina	-	-	-	-	-	-	-	-	-	-	-	-	1	1	-	-	-	2	0.85
C53	Cervix Uteri	-	-	-	-	-	-	4	3	4	4	5	5	1	5	-	1	-	32	13.62
C54	Corpus Uteri	-	-	-	-	-	-	-	-	1	1	-	-	-	-	1	-	-	3	1.28
C55	Uterus Unspecified	-	-	-	-	-	-	1	-	-	-	-	-	-	1	-	-	-	2	0.85
C56	Ovary etc.	-	-	-	-	-	-	-	-	-	1	3	3	3	-	2	-	-	12	5.11
C57	Other Female Genital	-	-	-	-	-	-	-	-	-	-	-	-	-	-	-	-	-	-	-
C58	Placenta	-	-	-	-	-	-	-	-	-	-	-	-	-	-	-	-	-	-	-
C64	Kidney etc.	-	-	-	1	-	1	-	-	-	1	-	1	-	-	1	-	-	5	2.13
C65	Renal Pelvis	-	-	-	-	-	-	-	-	-	-	-	-	-	-	-	-	-	-	-
C66	Ureter	-	-	-	-	-	-	-	-	-	-	-	-	-	-	-	-	-	-	-
C67	Bladder	-	-	-	-	-	-	-	-	-	-	-	-	-	-	-	-	-	-	-
C68	Uns. Urinary Organs	-	-	-	-	-	-	-	-	-	-	-	-	-	-	-	-	-	-	-
C69	Eye	1	-	-	-	-	-	-	-	-	-	-	-	-	-	-	-	-	1	0.43
C70-C72	Brain, Nervous System	-	1	-	1	-	-	-	1	-	-	1	-	1	-	-	-	-	5	2.13
C73	Thyroid	-	-	-	-	-	-	-	-	-	-	1	-	-	-	-	-	-	1	0.43
C74	Adrenal Gland	-	-	-	-	-	-	-	-	-	-	-	-	-	-	-	-	-	-	-
C81	Hodgkins Disease	-	-	-	-	-	-	-	1	-	-	-	-	-	-	-	-	-	1	0.43
C82-85,C96	NHL	-	-	-	-	-	-	-	-	-	1	1	-	-	-	-	-	-	2	0.85
C88	Malig Imn.Prol D	-	-	-	-	-	-	-	-	-	-	-	-	-	-	-	-	-	-	-
C90	Multiple Myeloma	-	-	-	-	-	-	-	-	-	1	1	-	1	-	-	-	-	3	1.28
C91	Lymphoid Leuk.	-	-	-	-	1	-	-	-	-	1	-	-	-	-	-	-	-	2	0.85
C92-C94	Myeloid Leukaemia	-	-	1	1	2	1	3	1	1	2	-	1	-	-	-	-	-	13	5.53
C95	Leukaemia Uns	-	-	1	-	-	-	-	1	1	1	-	-	-	-	1	-	-	5	2.13
O&U	Other and Uns	-	-	1	-	-	1	2	2	1	5	4	1	3	3	2	3	-	28	11.91
All	Sites	2	1	3	4	3	4	16	16	31	37	33	24	18	19	13	10	1	235	100.00

TABLE AHR-8(a):
Average Annual Age Specific, Crude (CR), Age Adjusted (AAR) (with Standard Error(SE)) and
Truncated (35-64 Yrs) (TR) Mortality Rate per 100,000 population: 2006-2008 - Males
Ahmedabad Rural

ICD-10	0-4	5-9	10-14	15-19	20-24	25-29	30-34	35-39	40-44	45-49	50-54	55-59	60-64	65-69	70-74	>75	CR	AAR	SE	TR
C00	-	-	-	-	-	-	-	-	-	-	-	-	-	-	-	-	-	-	-	-
C01-C02	-	-	-	-	0.4	1.4	2.0	2.5	2.4	3.1	3.0	9.1	12.1	10.8	3.1	3.4	1.7	2.2	0.34	4.8
C03-C06	-	-	-	-	-	0.5	1.5	1.5	3.0	5.4	6.0	13.7	7.6	6.5	6.1	6.8	1.8	2.3	0.35	5.6
C07-C08	-	-	-	-	-	-	-	-	0.6	-	-	-	-	2.2	-	-	0.1	0.1	0.07	0.1
C09	-	-	-	-	-	0.5	-	-	1.2	-	2.0	3.0	7.6	2.2	-	-	0.5	0.7	0.20	1.9
C10	-	-	-	-	-	-	-	-	-	-	-	-	-	-	-	-	-	-	-	-
C11	-	-	-	-	-	-	-	-	-	-	-	-	-	-	-	-	-	-	-	-
C12-C13	-	-	-	-	-	-	1.0	0.5	1.2	3.9	5.0	6.1	1.5	6.5	3.1	6.8	1.0	1.3	0.27	2.9
C14	-	-	-	-	-	-	-	-	-	-	1.0	1.5	1.5	-	3.1	-	0.2	0.2	0.12	0.6
C15	-	-	-	-	-	-	0.5	0.5	1.8	2.3	4.0	10.6	6.0	12.9	12.2	3.4	1.3	1.9	0.33	3.7
C16	-	-	-	-	-	-	-	1.0	-	-	-	-	6.0	4.3	-	-	0.3	0.4	0.16	1.0
C17	-	-	-	-	-	-	-	-	-	-	1.0	-	-	-	-	-	-	-	0.05	0.2
C18	-	-	-	-	-	-	-	0.5	0.6	-	3.0	-	-	-	-	6.8	0.3	0.4	0.14	0.7
C19-C20	-	-	-	-	-	-	-	-	-	0.8	1.0	-	-	-	6.1	3.4	0.2	0.3	0.13	0.3
C21	-	-	-	-	-	-	-	-	-	-	-	-	-	-	-	-	-	-	-	-
C22	-	-	0.3	-	-	-	-	-	-	-	1.0	1.5	7.6	6.5	-	3.4	0.5	0.7	0.21	1.3
C23-C24	-	-	-	-	-	-	-	-	-	-	-	1.5	3.0	2.2	6.1	3.4	0.3	0.4	0.16	0.6
C25	-	-	-	-	-	-	-	-	0.6	0.8	2.0	1.5	-	-	-	3.4	0.2	0.3	0.13	0.8
C30-C31	-	-	-	-	-	-	-	-	1.2	-	1.0	-	-	-	3.1	-	0.2	0.2	0.09	0.4
C32	-	-	-	-	-	-	-	0.5	-	0.8	1.0	3.0	3.0	4.3	6.1	6.8	0.5	0.8	0.21	1.2
C33-C34	-	-	-	-	-	-	0.5	0.5	2.4	5.4	6.0	9.1	15.1	15.1	15.3	27.0	2.1	3.1	0.42	5.7
C37-C38	-	-	-	-	-	-	-	-	-	-	-	-	-	-	-	-	-	-	-	-
C40-C41	-	-	0.3	-	-	-	-	1.0	-	-	-	-	1.5	-	-	-	0.2	0.2	0.08	0.4
C43	-	-	-	-	-	-	-	-	-	-	-	-	-	-	-	-	-	-	-	-
C44	-	-	-	-	-	-	-	-	0.6	-	1.0	-	-	2.2	-	-	0.1	0.2	0.09	0.3
C45	-	-	-	-	-	-	-	0.5	-	-	-	-	-	-	-	-	-	-	0.03	0.1
C46	-	-	-	-	-	-	-	-	-	-	-	-	-	-	-	-	-	-	-	-
C47+C49	-	-	-	-	-	-	-	-	-	0.8	-	-	1.5	-	-	-	0.1	0.1	0.08	0.3
C50	-	-	-	-	-	-	-	-	-	-	-	-	-	-	-	-	-	-	-	-
C60	-	-	-	-	-	-	-	-	-	0.8	-	-	-	-	-	-	-	-	0.05	0.2
C61	-	-	-	-	-	-	-	-	-	-	-	1.5	1.5	2.2	3.1	6.8	0.2	0.4	0.16	0.4
C62	-	-	-	-	0.4	1.0	-	0.5	-	-	-	-	-	2.2	-	-	0.2	0.2	0.10	0.1
C63	-	-	-	-	-	-	-	-	-	-	-	-	-	-	-	-	-	-	-	-
C64	-	-	-	-	-	-	-	-	-	-	2.0	-	-	2.2	6.1	-	0.2	0.3	0.13	0.3
C65	-	-	-	-	-	-	-	-	-	-	-	-	-	-	-	-	-	-	-	-
C66	-	-	-	-	-	-	-	-	-	-	-	-	-	-	-	-	-	-	-	-
C67	-	-	-	-	-	-	-	-	-	0.8	-	-	3.0	-	-	3.4	0.2	0.2	0.12	0.5
C68	-	-	-	-	-	-	-	-	-	-	-	-	-	-	-	-	-	-	-	-
C69	-	-	-	-	-	-	-	-	-	-	-	-	-	-	-	-	-	-	-	-
C70-C72	1.1	-	0.3	-	-	0.5	0.5	1.5	-	-	2.0	1.5	-	-	-	-	0.5	0.5	0.14	0.8
C73	-	-	-	-	-	-	-	-	-	-	-	-	1.5	-	-	-	-	0.1	0.06	0.2
C74	0.4	-	-	-	-	-	-	-	-	-	-	1.5	-	-	-	-	0.1	0.1	0.08	0.2
C81	-	-	0.3	-	-	-	-	-	0.6	-	-	-	-	-	-	-	0.1	0.1	0.05	0.1
C82-85,C96	-	-	0.3	0.7	0.8	-	-	-	-	-	-	1.5	1.5	-	-	-	0.3	0.3	0.11	0.4
C88	-	-	-	-	-	-	-	-	-	-	-	-	-	-	-	-	-	-	-	-
C90	-	-	-	-	-	-	-	-	-	0.8	-	1.5	-	-	-	-	0.1	0.1	0.08	0.3
C91	-	0.3	-	-	-	1.0	-	-	-	-	-	-	3.0	2.2	-	-	0.2	0.3	0.13	0.4
C92-C94	0.4	0.7	-	-	1.3	-	-	1.0	-	-	3.0	1.5	-	-	6.1	-	0.5	0.6	0.17	0.9
C95	-	-	0.3	-	-	0.5	-	0.5	-	-	1.0	3.0	-	-	-	-	0.2	0.3	0.12	0.7
O&U	-	-	-	-	-	-	1.0	2.5	1.8	4.7	3.0	9.1	7.6	10.8	21.4	6.8	1.7	2.3	0.36	4.4
All	1.9	1.0	2.1	0.7	2.9	5.3	6.9	15.3	18.0	30.3	48.8	81.9	92.2	94.9	100.7	91.2	16.0	21.6	1.09	42.6

TABLE AHR-8(b):
Average Annual Age Specific, Crude (CR), Age Adjusted (AAR) (with Standard Error (SE)) and
Truncated (35-64 Yrs) (TR) Mortality Rate per 100,000 population: 2006-2008 - Females
Ahmedabad Rural

ICD-10	0-4	5-9	10-14	15-19	20-24	25-29	30-34	35-39	40-44	45-49	50-54	55-59	60-64	65-69	70-74	>75	CR	AAR	SE	TR
C00	-	-	-	-	-	-	-	-	-	-	-	-	1.4	-	-	-	-	0.1	0.06	0.2
C01-C02	-	-	-	-	-	-	-	0.6	1.4	1.7	1.1	-	-	-	-	2.5	0.3	0.3	0.12	0.9
C03-C06	-	-	-	0.4	-	-	-	-	1.4	2.6	-	-	2.8	1.9	-	-	0.4	0.4	0.15	1.1
C07-C08	-	-	-	-	-	-	-	-	-	-	-	-	-	-	-	-	-	-	-	-
C09	-	-	-	-	-	-	-	-	-	-	-	-	-	-	-	-	-	-	-	-
C10	-	-	-	-	-	-	-	-	-	-	-	-	-	-	-	-	-	-	-	-
C11	-	-	-	-	-	-	-	-	-	-	-	-	-	-	-	-	-	-	-	-
C12-C13	-	-	-	-	-	-	-	-	3.5	-	2.3	1.4	1.4	-	2.7	-	0.4	0.5	0.16	1.4
C14	-	-	-	-	-	-	-	-	0.7	-	-	-	-	1.9	-	-	0.1	0.1	0.07	0.1
C15	-	-	-	-	-	-	-	-	-	3.4	2.3	2.8	1.4	5.8	-	5.1	0.6	0.8	0.20	1.6
C16	-	-	-	-	-	-	1.0	-	-	-	1.1	1.4	-	1.9	-	-	0.2	0.2	0.11	0.4
C17	-	-	-	-	-	-	-	-	-	-	-	-	-	-	-	-	-	-	-	-
C18	-	-	-	-	-	-	0.5	-	0.7	-	-	-	-	1.9	-	-	0.1	0.1	0.08	0.1
C19-C20	-	-	-	-	-	-	-	0.6	-	-	1.1	-	-	-	-	-	0.1	0.1	0.07	0.3
C21	-	-	-	-	-	-	-	0.6	-	-	-	-	-	-	-	-	-	-	0.03	0.1
C22	0.4	-	-	-	-	-	-	-	-	-	1.1	1.4	-	-	-	-	0.1	0.2	0.10	0.4
C23-C24	-	-	-	-	-	-	-	-	0.7	-	-	2.8	-	1.9	-	2.5	0.2	0.3	0.12	0.5
C25	-	-	-	-	-	-	-	-	-	-	-	1.4	-	-	-	-	-	0.1	0.06	0.2
C30-C31	-	-	-	-	-	0.5	-	1.1	0.7	-	-	-	-	-	-	-	0.2	0.1	0.08	0.4
C32	-	-	-	-	-	-	-	-	-	-	-	-	-	-	-	-	-	-	-	-
C33-C34	-	-	-	-	-	-	-	-	0.7	2.6	3.4	-	1.4	-	5.3	-	0.4	0.5	0.17	1.4
C37-C38	-	-	-	-	-	-	-	-	-	-	-	-	-	-	-	-	-	-	-	-
C40-C41	-	-	-	-	-	-	-	-	0.7	-	-	-	-	-	-	-	-	-	0.04	0.1
C43	-	-	-	-	-	-	-	-	-	-	-	-	-	-	-	-	-	-	-	-
C44	-	-	-	-	-	-	-	-	-	-	-	-	-	-	-	-	-	-	-	-
C45	-	-	-	-	-	-	-	-	-	-	-	-	-	-	-	-	-	-	-	-
C46	-	-	-	-	-	-	-	-	-	-	-	-	-	-	-	-	-	-	-	-
C47+C49	-	-	-	-	-	-	-	-	-	-	-	-	-	-	-	-	-	-	-	-
C50	-	-	-	-	-	-	1.6	1.1	5.5	6.0	6.8	6.9	2.8	1.9	8.0	5.1	1.7	1.9	0.31	4.8
C51	-	-	-	-	-	-	-	-	-	-	-	-	-	-	-	-	-	-	-	-
C52	-	-	-	-	-	-	-	-	-	-	-	-	1.4	1.9	-	-	0.1	0.1	0.08	0.2
C53	-	-	-	-	-	-	2.1	1.7	2.8	3.4	5.7	6.9	1.4	9.6	-	2.5	1.4	1.6	0.28	3.5
C54	-	-	-	-	-	-	-	-	0.7	0.9	-	-	-	-	2.7	-	0.1	0.1	0.08	0.3
C55	-	-	-	-	-	-	0.5	-	-	-	-	-	-	1.9	-	-	0.1	0.1	0.07	-
C56	-	-	-	-	-	-	-	-	-	0.9	3.4	4.2	4.2	-	5.3	-	0.5	0.7	0.19	1.8
C57	-	-	-	-	-	-	-	-	-	-	-	-	-	-	-	-	-	-	-	-
C58	-	-	-	-	-	-	-	-	-	-	-	-	-	-	-	-	-	-	-	-
C64	-	-	-	0.4	-	0.5	-	-	-	0.9	-	1.4	-	-	2.7	-	0.2	0.2	0.11	0.3
C65	-	-	-	-	-	-	-	-	-	-	-	-	-	-	-	-	-	-	-	-
C66	-	-	-	-	-	-	-	-	-	-	-	-	-	-	-	-	-	-	-	-
C67	-	-	-	-	-	-	-	-	-	-	-	-	-	-	-	-	-	-	-	-
C68	-	-	-	-	-	-	-	-	-	-	-	-	-	-	-	-	-	-	-	-
C69	0.4	-	-	-	-	-	-	-	-	-	-	-	-	-	-	-	-	0.1	0.05	-
C70-C72	-	0.4	-	0.4	-	-	-	0.6	-	-	1.1	-	1.4	-	-	-	0.2	0.2	0.10	0.5
C73	-	-	-	-	-	-	-	-	-	-	1.1	-	-	-	-	-	-	0.1	0.06	0.2
C74	-	-	-	-	-	-	-	-	-	-	-	-	-	-	-	-	-	-	-	-
C81	-	-	-	-	-	-	-	0.6	-	-	-	-	-	-	-	-	-	-	0.03	0.1
C82-85,C96	-	-	-	-	-	-	-	-	-	0.9	1.1	-	-	-	-	-	0.1	0.1	0.08	0.3
C88	-	-	-	-	-	-	-	-	-	-	-	-	-	-	-	-	-	-	-	-
C90	-	-	-	-	-	-	-	-	-	0.9	1.1	-	1.4	-	-	-	0.1	0.2	0.10	0.5
C91	-	-	-	-	0.5	-	-	-	-	0.9	-	-	-	-	-	-	0.1	0.1	0.06	0.2
C92-C94	-	-	0.4	0.4	0.9	0.5	1.6	0.6	0.7	1.7	-	1.4	-	-	-	-	0.6	0.5	0.15	0.8
C95	-	-	0.4	-	-	-	-	0.6	0.7	0.9	-	-	-	-	2.7	-	0.2	0.2	0.10	0.4
O&U	-	-	0.4	-	-	0.5	1.0	1.1	0.7	4.3	4.6	1.4	4.2	5.8	5.3	7.6	1.2	1.4	0.27	2.6
All	0.9	0.4	1.3	1.7	1.4	2.1	8.3	8.9	21.4	31.5	37.6	33.3	25.4	36.6	34.6	25.5	10.1	11.5	0.76	25.6

TABLE AHR-9(a): Cumulative Rate (Cu.Rate%) & Cumulative Risk (Cu.Risk) of individual sites (ICD-10) based on age specific rates (from 0-64 years and from 0-74 years) : 2006-2008 - Males Ahmedabad Rural

ICD-10	Site	0 - 64 Years		0 - 74 Years	
		Cu. Rate %	Cu. Risk	Cu. Rate%	Cu. Risk
C00	Lip	0.02	0.02	0.02	0.02
C01-C02	Tongue	0.74	0.73	1.07	1.08
C03-C06	Mouth	0.65	0.65	0.90	0.91
C07-C08	Salivary Gland	0.02	0.02	0.03	0.03
C09	Tonsil	0.18	0.18	0.23	0.23
C10	Oth. Oropharynx	0.06	0.06	0.09	0.09
C11	Nasopharynx	0.02	0.02	0.03	0.03
C12-C13	Hypopharynx	0.25	0.24	0.51	0.51
C14	Pharynx Unspecified	0.08	0.08	0.10	0.10
C15	Oesophagus	0.29	0.29	0.52	0.52
C16	Stomach	0.07	0.07	0.14	0.14
C17	Small Intestine	0.04	0.04	0.04	0.04
C18	Colon	0.08	0.08	0.15	0.15
C19-C20	Rectum	0.05	0.05	0.17	0.17
C21	Anus & Anal Canal	0.01	0.01	0.02	0.02
C22	Liver	0.13	0.13	0.19	0.19
C23-C24	Gallbladder etc.	0.04	0.04	0.06	0.06
C25	Pancreas	0.05	0.05	0.05	0.05
C30-C31	Nose, Sinuses etc.	0.07	0.07	0.08	0.08
C32	Larynx	0.18	0.18	0.38	0.38
C33-C34	Lung etc.	0.48	0.48	0.93	0.93
C37-C38	Other Thoracic Organs	0.02	0.02	0.02	0.02
C40-C41	Bone	0.08	0.08	0.11	0.11
C43	Melanoma of Skin	0.01	0.01	0.01	0.01
C44	Other Skin	0.02	0.02	0.02	0.02
C45	Mesothelioma	0.01	0.01	0.01	0.01
C46	Kaposi Sarcoma	0.00	0.00	0.00	0.00
C47 + C49	Conn. & Soft Tissue	0.03	0.03	0.03	0.03
C50	Breast	0.04	0.04	0.06	0.06
C60	Penis	0.04	0.04	0.05	0.05
C61	Prostate	0.07	0.07	0.20	0.20
C62	Testis	0.05	0.05	0.06	0.06
C63	Other Male Genital	0.00	0.00	0.00	0.00
C64	Kidney, etc.	0.03	0.03	0.09	0.09
C65	Renal Pelvis	0.00	0.00	0.00	0.00
C66	Ureter	0.00	0.00	0.00	0.00
C67	Bladder	0.07	0.07	0.11	0.11
C68	Uns.Urinary Organs	0.00	0.00	0.00	0.00
C69	Eye	0.00	0.00	0.00	0.00
C70-C72	Brain, Nervous System	0.14	0.14	0.15	0.15
C73	Thyroid	0.02	0.02	0.03	0.03
C74	Adrenal Gland	0.01	0.01	0.01	0.01
C81	Hodgkins Disease	0.02	0.02	0.05	0.05
C82-85,C96	NHL	0.13	0.13	0.21	0.21
C88	Malig Imn.Prol D	0.00	0.00	0.00	0.00
C90	Multiple Myeloma	0.03	0.03	0.04	0.04
C91	Lymphoid Leuk.	0.09	0.09	0.12	0.12
C92-C94	Myeloid Leukaemia	0.09	0.09	0.14	0.14
C95	Leukaemia Uns	0.04	0.04	0.04	0.04
O&U *	Other and Uns	0.50	0.50	0.83	0.84
	All Sites	5.05	4.92	8.09	7.78

TABLE AHR-9(b): Cumulative Rate (Cu.Rate%) & Cumulative Risk (Cu.Risk) of individual sites (ICD-10) based on age specific rates (from 0-64 years and from 0-74 years) : 2006-2008 - Females Ahmedabad Rural

ICD-10	Site	0 - 64 Years		0 - 74 Years	
		Cu. Rate %	Cu. Risk	Cu. Rate%	Cu. Risk
C00	Lip	0.00	0.00	0.00	0.00
C01-C02	Tongue	0.14	0.14	0.17	0.17
C03-C06	Mouth	0.13	0.13	0.16	0.16
C07-C08	Salivary Gland	0.01	0.01	0.01	0.02
C09	Tonsil	0.00	0.00	0.00	0.00
C10	Oth. Oropharynx	0.00	0.00	0.00	0.00
C11	Nasopharynx	0.01	0.01	0.01	0.01
C12-C13	Hypopharynx	0.10	0.10	0.12	0.12
C14	Pharynx Unspecified	0.01	0.01	0.02	0.02
C15	Oesophagus	0.17	0.17	0.19	0.19
C16	Stomach	0.05	0.05	0.07	0.07
C17	Small Intestine	0.01	0.01	0.01	0.01
C18	Colon	0.04	0.04	0.08	0.08
C19-C20	Rectum	0.05	0.05	0.06	0.06
C21	Anus & Anal Canal	0.02	0.02	0.03	0.03
C22	Liver	0.03	0.03	0.04	0.04
C23-C24	Gallbladder etc.	0.05	0.05	0.08	0.08
C25	Pancreas	0.03	0.03	0.03	0.03
C30-C31	Nose, Sinuses etc.	0.03	0.03	0.03	0.03
C32	Larynx	0.02	0.02	0.04	0.04
C33-C34	Lung etc.	0.11	0.11	0.16	0.16
C37-C38	Other Thoracic Organs	0.01	0.01	0.02	0.02
C40-C41	Bone	0.03	0.03	0.05	0.05
C43	Melanoma of Skin	0.02	0.02	0.03	0.03
C44	Other Skin	0.03	0.03	0.03	0.03
C45	Mesothelioma	0.00	0.00	0.00	0.00
C46	Kaposi Sarcoma	0.00	0.00	0.00	0.00
C47+C49	Conn. & Soft Tissue	0.02	0.02	0.03	0.03
C50	Breast	0.85	0.85	1.08	1.08
C51	Vulva	0.01	0.01	0.08	0.08
C52	Vagina	0.10	0.10	0.14	0.14
C53	Cervix Uteri	0.66	0.66	0.91	0.92
C54	Corpus Uteri	0.03	0.03	0.04	0.04
C55	Uterus Unspecified	0.01	0.01	0.04	0.04
C56	Ovary etc.	0.22	0.22	0.28	0.28
C57	Other Female Genital	0.01	0.01	0.02	0.02
C58	Placenta	0.00	0.00	0.00	0.00
C64	Kidney etc.	0.05	0.05	0.06	0.06
C65	Renal Pelvis	0.00	0.00	0.00	0.00
C66	Ureter	0.00	0.00	0.00	0.00
C67	Bladder	0.02	0.02	0.05	0.05
C68	Uns.Urinary Organs	0.00	0.00	0.00	0.00
C69	Eye	0.00	0.00	0.00	0.00
C70-C72	Brain, Nervous System	0.07	0.07	0.07	0.07
C73	Thyroid	0.06	0.06	0.08	0.08
C74	Adrenal Gland	0.02	0.02	0.02	0.02
C81	Hodgkins Disease	0.03	0.03	0.03	0.03
C82-85,C96	NHL	0.05	0.05	0.09	0.09
C88	Malig Imn.Prol D	0.00	0.00	0.00	0.00
C90	Multiple Myeloma	0.04	0.04	0.04	0.04
C91	Lymphoid Leuk.	0.06	0.06	0.06	0.06
C92-C94	Myeloid Leukaemia	0.11	0.11	0.13	0.13
C95	Leukaemia Uns	0.01	0.01	0.03	0.03
O&U *	Other and Uns	0.25	0.25	0.39	0.39
	All Sites	3.79	3.72	5.15	5.01

Figure AHU-1
Population Pyramid showing Age Distribution: 2006-2008
Ahmedabad Urban

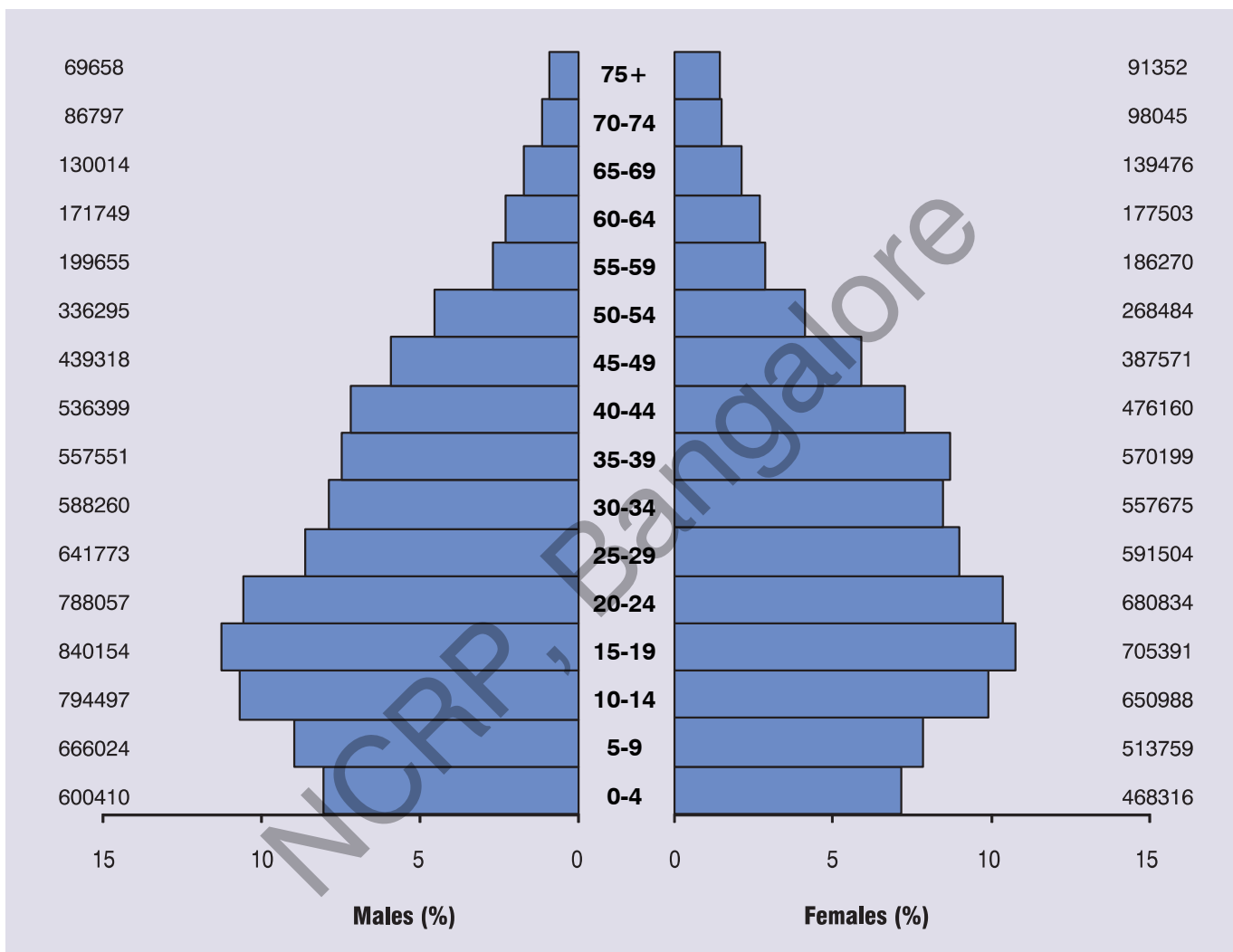


TABLE AHU-1
Population by Five Year Age Group and Gender: 2006-2008
Number and Relative Proportion (%)
Ahmedabad Urban

Age Group	Males		Females	
	Number	%	Number	%
0-4	600410	8.1	468316	7.1
5-9	666024	8.9	513759	7.8
10-14	794497	10.7	650988	9.9
15-19	840154	11.3	705391	10.7
20-24	788057	10.6	680834	10.4
25-29	641773	8.6	591504	9.0
30-34	588260	7.9	557675	8.5
35-39	557551	7.5	570199	8.7
40-44	536399	7.2	476160	7.3
45-49	439318	5.9	387571	5.9
50-54	336295	4.5	268484	4.1
55-59	199655	2.7	186270	2.8
60-64	171749	2.3	177503	2.7
65-69	130014	1.7	139476	2.1
70-74	86797	1.2	98045	1.5
75+	69658	0.9	91352	1.4
Total	7446611	100.0	6563526	100.0

TABLE AHU-2
Main Sources of Registration of Incident Cases of Cancer: 2006-2008
Ahmedabad Urban

Name of the Institution	Number	%
The Gujarat Cancer & Research Institute	6920	73.3
Vedant Hospital	328	3.5
Jilla Panchayat	294	3.1
NHL Municipal Medical College & V.S. General Hospital, Ahmedabad	190	2.0
Apollo Hospital	164	1.7
Sterling Hospital	119	1.3
Dr. S.V. Shah, S.P. Surgical Nursing Home	113	1.2
Shrey Hospital	109	1.2
Other Private Consultants	104	1.1
Dr. Dilip Shrinivasan	97	1.0
Dr. Jayeshbhai Patel & Dr. Natubhai Patel, Onco Surgical Hospital & Endoscopy	91	1.0
Shardaben General Hospital, Ahmedabad	82	0.9
Jivraj Mehta Hospital	80	0.8
Dr. P.M. Shah	76	0.8
Dr. Ashwin Patel	58	0.6
L.G. Hospital, Ahmedabad	57	0.6
Dr. Jayesh Prajapati, Shubham Hospital	55	0.6
Others	505	5.3
Total	9442	100.0

1. Institutions listed have registered at least one percent of all cases in the registry for the combined years 2006-2008.
2. The numbers and proportion listed are the minimum number of cases. Institutions could have registered/ reported more cases, since duplicate registrations and non-resident/registry cases are not included.

**TABLE AHU-3 (a): Number of Incident Cancers by Five Year Age Group and Site (ICD-10):
2006-2008 – Males**

% = Relative Proportion of Cancers of All Sites

Ahmedabad Urban

ICD-10	Site	0-4	5-9	10-14	15-19	20-24	25-29	30-34	35-39	40-44	45-49	50-54	55-59	60-64	65-69	70-74	75+	Unkn	Total	%
C00	Lip	-	-	-	-	-	-	2	1	3	3	7	3	8	1	1	3	-	32	0.61
C01-C02	Tongue	-	-	-	1	2	23	31	60	62	71	79	60	48	26	27	22	-	512	9.82
C03-C06	Mouth	-	-	-	1	7	21	49	78	116	133	135	108	67	48	29	21	3	816	15.65
C07-C08	Salivary Gland	1	-	-	-	1	1	2	1	2	2	3	2	2	-	-	2	-	19	0.36
C09	Tonsil	-	-	1	-	1	2	5	4	6	9	19	9	19	17	9	5	1	107	2.05
C10	Oth. Oropharynx	-	-	-	-	-	-	-	2	2	3	6	4	7	3	2	2	-	31	0.59
C11	Nasopharynx	-	-	1	-	-	-	2	-	-	4	2	2	-	4	1	-	-	16	0.31
C12-C13	Hypopharynx	-	-	-	-	-	2	3	5	7	23	25	34	31	28	26	24	-	208	3.99
C14	Pharynx Unspecified	-	-	-	-	-	2	2	-	10	10	10	13	8	18	7	6	-	86	1.65
C15	Oesophagus	-	-	-	-	2	1	7	8	28	28	44	56	34	37	30	25	1	301	5.77
C16	Stomach	-	-	-	1	-	2	2	6	5	10	7	11	9	13	17	5	-	88	1.69
C17	Small Intestine	-	-	-	1	1	-	-	2	-	-	2	1	-	3	-	1	-	11	0.21
C18	Colon	-	1	1	3	-	1	7	7	13	17	15	16	16	19	11	10	1	138	2.65
C19-C20	Rectum	-	-	-	-	5	4	5	4	4	13	8	19	19	14	10	9	-	114	2.19
C21	Anus & Anal Canal	-	-	-	-	1	-	2	1	2	-	3	1	2	5	1	2	-	20	0.38
C22	Liver	1	-	-	-	-	-	1	2	6	6	10	18	12	16	18	7	-	97	1.86
C23-C24	Gallbladder etc.	-	-	-	-	-	1	2	3	3	4	5	11	13	6	6	2	-	56	1.07
C25	Pancreas	-	-	-	-	-	-	-	2	-	4	2	9	6	3	3	2	-	31	0.59
C30-C31	Nose, Sinuses etc.	-	-	-	-	-	1	2	5	1	3	4	4	2	2	1	-	-	25	0.48
C32	Larynx	-	-	-	-	3	-	1	1	12	18	27	30	35	28	13	31	2	201	3.85
C33-C34	Lung etc.	-	1	-	-	1	-	5	8	12	32	40	44	69	56	44	34	1	347	6.65
C37-C38	Other Thoracic Organs	-	-	-	-	-	-	-	-	2	2	1	-	2	5	2	1	-	15	0.29
C40-C41	Bone	-	3	2	8	7	1	3	7	6	7	8	2	3	2	1	1	-	61	1.17
C43	Melanoma of Skin	-	-	-	-	-	1	-	-	-	1	4	2	3	2	-	-	-	13	0.25
C44	Other Skin	-	-	-	1	4	4	2	4	4	4	4	9	3	4	3	10	-	56	1.07
C45	Mesothelioma	-	-	-	-	-	1	1	2	-	1	-	-	-	-	1	-	-	6	0.12
C46	Kaposi Sarcoma	-	-	-	-	-	-	-	-	-	-	-	-	-	-	-	-	-	-	-
C47+C49	Conn. & Soft Tissue	2	3	1	2	3	1	-	2	1	4	3	2	2	3	2	1	-	32	0.61
C50	Breast	-	-	-	-	-	-	2	6	4	9	6	5	5	3	-	1	-	41	0.79
C60	Penis	-	-	-	-	-	-	2	2	1	9	8	11	8	3	4	4	-	52	1.00
C61	Prostate	-	-	-	-	-	-	-	-	-	2	6	10	16	33	38	37	-	142	2.72
C62	Testis	4	-	-	4	7	4	6	13	3	6	1	4	2	3	1	-	-	58	1.11
C63	Other Male Genital	-	-	-	-	-	-	-	-	-	-	-	-	-	-	-	-	-	-	-
C64	Kidney etc.	11	3	-	-	-	1	-	3	5	8	9	10	11	11	6	5	-	83	1.59
C65	Renal Pelvis	-	-	-	-	-	-	-	-	-	-	-	-	1	-	-	-	-	1	0.02
C66	Ureter	-	-	-	-	-	-	-	-	-	-	-	-	-	-	-	-	-	-	-
C67	Bladder	1	-	-	-	-	1	-	2	2	10	7	11	16	21	13	15	3	102	1.96
C68	Uns.Urinary Organs	-	-	-	-	-	-	-	-	-	-	-	-	-	-	-	-	-	-	-
C69	Eye	4	-	1	-	-	-	1	-	-	-	-	1	-	-	-	-	-	7	0.13
C70-C72	Brain, Nervous System	-	4	6	4	7	5	8	9	7	9	14	8	3	5	4	5	-	98	1.88
C73	Thyroid	-	-	-	-	-	4	2	2	3	-	-	5	1	4	1	2	1	25	0.48
C74	Adrenal Gland	2	-	-	-	-	-	-	-	1	-	-	-	-	-	-	-	-	3	0.06
C81	Hodgkins Disease	-	4	7	10	1	2	5	4	6	4	3	3	5	-	-	-	-	54	1.04
C82-C85, C96	NHL	2	3	7	5	9	4	7	11	8	18	23	13	22	15	13	9	-	169	3.24
C88	Malig Imn.Prol D	-	-	-	-	-	-	-	-	-	-	-	-	-	-	-	-	-	-	-
C90	Multiple Myeloma	-	-	-	-	-	-	-	3	2	8	5	4	6	3	11	8	-	50	0.96
C91	Lymphoid Leuk.	25	19	11	8	6	3	6	5	6	7	5	4	6	8	5	11	3	138	2.65
C92-C94	Myeloid Leukaemia	1	6	6	9	11	13	10	17	20	13	11	8	9	7	11	5	-	157	3.01
C95	Leukaemia Uns	1	2	2	-	2	-	1	-	-	3	1	1	-	-	1	2	-	16	0.31
O&U	Other and Uns	1	-	3	3	5	14	14	29	33	51	80	93	65	74	45	65	5	580	11.12
	All Sites	56	49	49	61	86	120	200	321	408	569	652	661	596	553	418	395	21	5215	100.0

* O&U includes the Sites (ICD-10: C26, C39, C48, C75, C76, C77, C78, C79, C80, C97)

**TABLE AHU-3 (b): Number of Incident Cancers by Five Year Age Group and Site (ICD-10):
2006-2008 – Females**

%= Relative Proportion of Cancers of All Sites.

Ahmedabad Urban

ICD-10	Site	0-4	5-9	10-14	15-19	20-24	25-29	30-34	35-39	40-44	45-49	50-54	55-59	60-64	65-69	70-74	75+	Unkn	Total	%
C00	Lip	-	-	-	-	-	-	1	-	-	-	-	-	-	2	2	2	-	7	0.17
C01-C02	Tongue	-	-	-	-	1	1	3	5	19	12	22	13	14	8	5	6	-	109	2.58
C03-C06	Mouth	-	-	-	1	5	5	8	4	16	13	15	12	21	16	6	11	2	135	3.19
C07-C08	Salivary Gland	-	-	-	-	-	-	-	2	3	-	1	1	4	-	2	-	-	13	0.31
C09	Tonsil	-	-	-	-	-	-	-	2	-	1	1	1	2	1	-	-	-	8	0.19
C10	Oth. Oropharynx	-	-	-	-	-	-	-	-	-	-	3	1	-	-	-	-	-	4	0.09
C11	Nasopharynx	-	-	-	-	-	-	2	1	-	-	1	-	-	-	2	-	-	6	0.14
C12-C13	Hypopharynx	-	-	-	-	1	1	3	4	4	6	16	4	3	5	2	2	-	51	1.21
C14	Pharynx Unspecified	-	-	-	-	1	-	2	-	1	2	4	1	1	1	-	-	-	13	0.31
C15	Oesophagus	-	-	-	-	1	1	2	6	9	13	17	25	26	19	14	25	-	158	3.74
C16	Stomach	-	-	-	-	-	-	-	2	7	8	9	9	4	4	7	1	1	52	1.23
C17	Small Intestine	-	-	-	-	-	-	1	-	-	3	-	1	-	1	1	-	-	7	0.17
C18	Colon	-	-	-	1	2	1	3	2	3	10	5	15	10	8	12	7	-	79	1.87
C19-C20	Rectum	-	-	-	1	2	1	3	4	2	8	7	6	6	11	13	6	2	72	1.70
C21	Anus & Anal Canal	-	-	-	-	-	-	1	1	3	2	3	2	-	2	1	4	-	19	0.45
C22	Liver	-	-	-	-	1	-	2	1	3	1	6	1	8	4	4	3	-	34	0.80
C23-C24	Gallbladder etc.	-	-	-	-	-	2	5	2	6	15	13	10	11	10	10	3	1	88	2.08
C25	Pancreas	-	-	-	-	-	-	-	-	2	3	1	5	3	3	2	4	-	23	0.54
C30-C31	Nose, Sinuses etc.	-	-	-	1	-	1	2	2	4	1	1	6	1	1	3	4	-	27	0.64
C32	Larynx	-	-	-	-	-	-	-	-	-	1	1	3	-	-	3	2	-	10	0.24
C33-C34	Lung etc.	-	-	-	-	-	3	1	4	4	10	18	11	14	23	13	10	-	111	2.63
C37-C38	Other Thoracic Organs	-	-	-	-	-	-	-	-	-	-	3	-	1	1	-	4	-	9	0.21
C40-C41	Bone	-	1	4	5	6	4	-	1	-	3	1	1	2	1	1	2	-	32	0.76
C43	Melanoma of Skin	-	-	-	1	-	1	-	1	-	1	1	1	2	-	1	2	-	11	0.26
C44	Other Skin	-	-	-	-	1	1	3	1	2	2	6	1	6	4	7	3	-	37	0.88
C45	Mesothelioma	-	-	-	-	-	-	-	-	1	1	-	1	-	-	-	-	-	3	0.07
C46	Kaposi Sarcoma	-	-	-	-	-	-	-	-	-	-	-	-	-	-	-	-	-	-	-
C47+C49	Conn. & Soft Tissue	2	-	1	2	-	-	2	2	3	3	2	3	-	4	1	-	-	25	0.59
C50	Breast	-	-	-	-	8	17	62	112	166	196	207	144	117	82	73	65	6	1255	29.69
C51	Vulva	-	-	-	-	-	-	-	-	2	-	3	3	4	3	3	5	1	24	0.57
C52	Vagina	-	-	-	-	1	-	-	1	3	4	8	9	7	3	3	3	-	42	0.99
C53	Cervix Uteri	-	-	1	1	-	2	19	46	71	77	82	64	45	55	28	25	1	517	12.23
C54	Corpus Uteri	-	-	-	-	-	1	4	-	1	7	15	15	17	11	10	7	-	88	2.08
C55	Uterus Unspecified	-	-	-	-	-	-	-	2	3	2	2	6	6	2	2	2	1	28	0.66
C56	Ovary etc.	1	-	2	7	3	8	13	15	27	35	38	19	31	17	14	8	1	239	5.65
C57	Other Female Genital	-	-	-	-	-	-	-	-	-	2	1	1	3	1	-	-	-	8	0.19
C58	Placenta	-	-	-	-	-	-	2	-	1	-	-	-	-	-	-	-	-	3	0.07
C64	Kidney etc.	1	-	-	-	1	1	3	2	2	3	5	5	3	3	1	2	1	33	0.78
C65	Renal Pelvis	-	-	-	-	-	-	-	-	-	-	-	-	-	-	-	-	-	-	-
C66	Ureter	-	-	-	-	-	-	-	-	-	-	-	-	-	-	-	-	-	-	-
C67	Bladder	-	-	-	-	1	-	-	-	1	5	5	3	5	3	3	2	-	28	0.66
C68	Uns. Urinary Organs	-	-	-	-	-	-	-	-	-	-	-	-	-	-	-	-	-	-	-
C69	Eye	-	-	-	-	-	-	-	-	-	-	-	-	-	-	1	-	-	1	0.02
C70-C72	Brain, Nervous System	3	3	3	3	1	-	3	7	6	5	2	5	3	5	1	1	-	51	1.21
C73	Thyroid	-	-	-	2	4	10	4	5	5	4	3	4	5	3	1	1	-	51	1.21
C74	Adrenal Gland	-	-	3	-	-	-	-	1	1	-	-	-	1	-	-	-	-	6	0.14
C81	Hodgkins Disease	-	-	2	-	3	4	-	-	2	3	2	1	-	4	1	2	-	24	0.57
C82-85,C96	NHL	-	-	2	1	2	9	6	6	6	8	16	7	10	17	11	9	-	110	2.60
C88	Malig Imn.Prol D	-	-	-	-	-	-	-	-	-	-	-	-	-	-	-	-	-	-	-
C90	Multiple Myeloma	-	-	-	-	-	-	-	1	-	3	6	5	3	6	3	3	-	30	0.71
C91	Lymphoid Leuk.	7	10	6	6	4	3	1	4	4	3	2	5	9	3	4	3	-	74	1.75
C92-C94	Myeloid Leukaemia	-	6	7	8	4	9	12	12	16	13	14	8	6	8	5	5	-	133	3.15
C95	Leukaemia Uns	-	-	-	2	-	1	-	2	1	-	1	-	-	-	1	-	-	8	0.19
O&U	Other and Uns	-	2	4	5	3	5	12	17	26	32	36	36	50	31	32	40	-	331	7.83
	All Sites	14	22	35	47	56	92	185	280	436	521	605	474	464	386	309	284	17	4227	100.0

* O&U includes the Sites (ICD-10: C26, C39, C48, C75, C76, C77, C78, C79, C80, C97)

TABLE AHU-4(a):
Average Annual Age Specific, Crude (CR), Age Adjusted (AAR) (with Standard Error (SE)) and
Truncated (35-64 yrs) (TR) Incidence Rate per 100,000 population: 2006-2008 - Males
Ahmedabad Urban

ICD-10	0-4	5-9	10-14	15-19	20-24	25-29	30-34	35-39	40-44	45-49	50-54	55-59	60-64	65-69	70-74	>75	CR	AAR	SE	TR
C00	-	-	-	-	-	-	0.3	0.2	0.6	0.7	2.1	1.5	4.7	0.8	1.2	4.3	0.4	0.59	0.11	1.4
C01-C02	-	-	-	0.1	0.3	3.6	5.3	10.8	11.6	16.2	23.5	30.1	27.9	20.0	31.1	31.6	6.9	8.29	0.39	18.7
C03-C06	-	-	-	0.1	0.9	3.3	8.3	14.0	21.6	30.3	40.1	54.1	39.0	36.9	33.4	30.1	11.0	12.91	0.47	31.2
C07-C08	0.2	-	-	-	0.1	0.2	0.3	0.2	0.4	0.5	0.9	1.0	1.2	-	-	2.9	0.3	0.31	0.08	0.6
C09	-	-	0.1	-	0.1	0.3	0.8	0.7	1.1	2.0	5.6	4.5	11.1	13.1	10.4	7.2	1.4	1.98	0.20	3.7
C10	-	-	-	-	-	-	-	0.4	0.4	0.7	1.8	2.0	4.1	2.3	2.3	2.9	0.4	0.59	0.11	1.3
C11	-	-	0.1	-	-	-	0.3	-	-	0.9	0.6	1.0	-	3.1	1.2	-	0.2	0.27	0.07	0.4
C12-C13	-	-	-	-	-	0.3	0.5	0.9	1.3	5.2	7.4	17.0	18.0	21.5	30.0	34.5	2.8	4.21	0.30	7.2
C14	-	-	-	-	-	0.3	0.3	-	1.9	2.3	3.0	6.5	4.7	13.8	8.1	8.6	1.2	1.64	0.18	2.7
C15	-	-	-	-	0.3	0.2	1.2	1.4	5.2	6.4	13.1	28.0	19.8	28.5	34.6	35.9	4.0	5.72	0.34	10.8
C16	-	-	-	0.1	-	0.3	0.3	1.1	0.9	2.3	2.1	5.5	5.2	10.0	19.6	7.2	1.2	1.68	0.19	2.6
C17	-	-	-	0.1	0.1	-	-	0.4	-	-	0.6	0.5	-	2.3	-	1.4	0.1	0.19	0.06	0.2
C18	-	0.2	0.1	0.4	-	0.2	1.2	1.3	2.4	3.9	4.5	8.0	9.3	14.6	12.7	14.4	1.9	2.49	0.22	4.4
C19-C20	-	-	-	-	0.6	0.6	0.8	0.7	0.7	3.0	2.4	9.5	11.1	10.8	11.5	12.9	1.5	2.17	0.21	3.9
C21	-	-	-	-	0.1	-	0.3	0.2	0.4	-	0.9	0.5	1.2	3.8	1.2	2.9	0.3	0.37	0.09	0.5
C22	0.2	-	-	-	-	-	0.2	0.4	1.1	1.4	3.0	9.0	7.0	12.3	20.7	10.0	1.3	1.97	0.21	3.1
C23-C24	-	-	-	-	-	0.2	0.3	0.5	0.6	0.9	1.5	5.5	7.6	4.6	6.9	2.9	0.8	1.08	0.15	2.3
C25	-	-	-	-	-	-	-	0.4	-	0.9	0.6	4.5	3.5	2.3	3.5	2.9	0.4	0.62	0.11	1.4
C30-C31	-	-	-	-	-	0.2	0.3	0.9	0.2	0.7	1.2	2.0	1.2	1.5	1.2	-	0.3	0.39	0.08	0.9
C32	-	-	-	-	0.4	-	0.2	0.2	2.2	4.1	8.0	15.0	20.4	21.5	15.0	44.5	2.7	4.08	0.30	7.1
C33-C34	-	0.2	-	-	0.1	-	0.8	1.4	2.2	7.3	11.9	22.0	40.2	43.1	50.7	48.8	4.7	7.10	0.39	12.1
C37-C38	-	-	-	-	-	-	-	-	0.4	0.5	0.3	-	1.2	3.8	2.3	1.4	0.2	0.30	0.08	0.4
C40-C41	-	0.5	0.3	1.0	0.9	0.2	0.5	1.3	1.1	1.6	2.4	1.0	1.7	1.5	1.2	1.4	0.8	0.83	0.11	1.5
C43	-	-	-	-	-	0.2	-	-	-	0.2	1.2	1.0	1.7	1.5	-	-	0.2	0.24	0.07	0.6
C44	-	-	-	0.1	0.5	0.6	0.3	0.7	0.7	0.9	1.2	4.5	1.7	3.1	3.5	14.4	0.8	1.02	0.15	1.5
C45	-	-	-	-	-	0.2	0.2	0.4	-	0.2	-	-	-	-	1.2	-	0.1	0.08	0.03	0.1
C46	-	-	-	-	-	-	-	-	-	-	-	-	-	-	-	-	-	-	-	-
C47+C49	0.3	0.5	0.1	0.2	0.4	0.2	-	0.4	0.2	0.9	0.9	1.0	1.2	2.3	2.3	1.4	0.4	0.52	0.10	0.7
C50	-	-	-	-	-	-	0.3	1.1	0.7	2.0	1.8	2.5	2.9	2.3	-	1.4	0.6	0.66	0.11	1.7
C60	-	-	-	-	-	-	0.3	0.4	0.2	2.0	2.4	5.5	4.7	2.3	4.6	5.7	0.7	0.98	0.14	2.2
C61	-	-	-	-	-	-	-	-	-	0.5	1.8	5.0	9.3	25.4	43.8	53.1	1.9	3.39	0.29	2.2
C62	0.7	-	-	0.5	0.9	0.6	1.0	2.3	0.6	1.4	0.3	2.0	1.2	2.3	1.2	-	0.8	0.79	0.11	1.3
C63	-	-	-	-	-	-	-	-	-	-	-	-	-	-	-	-	-	-	-	-
C64	1.8	0.5	-	-	-	0.2	-	0.5	0.9	1.8	2.7	5.0	6.4	8.5	6.9	7.2	1.1	1.60	0.18	2.5
C65	-	-	-	-	-	-	-	-	-	-	-	-	0.6	-	-	-	-	0.02	0.02	0.1
C66	-	-	-	-	-	-	-	-	-	-	-	-	-	-	-	-	-	-	-	-
C67	0.2	-	-	-	-	0.2	-	0.4	0.4	2.3	2.1	5.5	9.3	16.2	15.0	21.5	1.4	2.12	0.22	2.8
C68	-	-	-	-	-	-	-	-	-	-	-	-	-	-	-	-	-	-	-	-
C69	0.7	-	0.1	-	-	-	0.2	-	-	-	-	0.5	-	-	-	-	0.1	0.12	0.05	0.1
C70-C72	-	0.6	0.8	0.5	0.9	0.8	1.4	1.6	1.3	2.0	4.2	4.0	1.7	3.8	4.6	7.2	1.3	1.47	0.16	2.4
C73	-	-	-	-	-	0.6	0.3	0.4	0.6	-	-	2.5	0.6	3.1	1.2	2.9	0.3	0.42	0.09	0.6
C74	0.3	-	-	-	-	-	-	-	0.2	-	-	-	-	-	-	-	-	0.05	0.03	-
C81	-	0.6	0.9	1.2	0.1	0.3	0.8	0.7	1.1	0.9	0.9	1.5	2.9	-	-	-	0.7	0.72	0.10	1.2
C82-85,C96	0.3	0.5	0.9	0.6	1.1	0.6	1.2	2.0	1.5	4.1	6.8	6.5	12.8	11.5	15.0	12.9	2.3	2.90	0.24	5.1
C88	-	-	-	-	-	-	-	-	-	-	-	-	-	-	-	-	-	-	-	-
C90	-	-	-	-	-	-	-	0.5	0.4	1.8	1.5	2.0	3.5	2.3	12.7	11.5	0.7	1.01	0.15	1.5
C91	4.2	2.9	1.4	1.0	0.8	0.5	1.0	0.9	1.1	1.6	1.5	2.0	3.5	6.2	5.8	15.8	1.9	2.28	0.21	1.6
C92-C94	0.2	0.9	0.8	1.1	1.4	2.0	1.7	3.0	3.7	3.0	3.3	4.0	5.2	5.4	12.7	7.2	2.1	2.33	0.20	3.6
C95	0.2	0.3	0.3	-	0.3	-	0.2	-	-	0.7	0.3	0.5	-	-	1.2	2.9	0.2	0.26	0.07	0.2
O&U	0.2	-	0.4	0.4	0.6	2.2	2.4	5.2	6.2	11.6	23.8	46.6	37.8	56.9	51.8	93.3	7.8	11.01	0.48	19.2
All	9.3	7.4	6.2	7.3	10.9	18.7	34.0	57.6	76.1	129.5	193.9	331.1	347.0	425.3	481.6	567.1	70.0	94.4	1.37	169.7

TABLE AHU-4(b):
Average Annual Age Specific, Crude (CR), Age Adjusted (AAR) (with Standard Error (SE)) and
Truncated (35-64 yrs) (TR) Incidence Rate per 100,000 population: 2006-2008 - Females
Ahmedabad Urban

ICD-10	0-4	5-9	10-14	15-19	20-24	25-29	30-34	35-39	40-44	45-49	50-54	55-59	60-64	65-69	70-74	>75	CR	AAR	SE	TR
C00	-	-	-	-	-	-	0.2	-	-	-	-	-	-	1.4	2.0	2.2	0.1	0.14	0.05	-
C01-C02	-	-	-	-	0.1	0.2	0.5	0.9	4.0	3.1	8.2	7.0	7.9	5.7	5.1	6.6	1.7	1.95	0.19	4.8
C03-C06	-	-	-	0.1	0.7	0.8	1.4	0.7	3.4	3.4	5.6	6.4	11.8	11.5	6.1	12.0	2.1	2.39	0.21	4.7
C07-C08	-	-	-	-	-	-	-	0.4	0.6	-	0.4	0.5	2.3	-	2.0	-	0.2	0.23	0.07	0.6
C09	-	-	-	-	-	-	-	0.4	-	0.3	0.4	0.5	1.1	0.7	-	-	0.1	0.14	0.05	0.4
C10	-	-	-	-	-	-	-	-	-	-	1.1	0.5	-	-	-	-	0.1	0.08	0.04	0.2
C11	-	-	-	-	-	-	0.4	0.2	-	-	0.4	-	-	-	2.0	-	0.1	0.09	0.04	0.1
C12-C13	-	-	-	-	0.1	0.2	0.5	0.7	0.8	1.5	6.0	2.1	1.7	3.6	2.0	2.2	0.8	0.89	0.13	2.1
C14	-	-	-	-	0.1	-	0.4	-	0.2	0.5	1.5	0.5	0.6	0.7	-	-	0.2	0.22	0.06	0.5
C15	-	-	-	-	0.1	0.2	0.4	1.1	1.9	3.4	6.3	13.4	14.6	13.6	14.3	27.4	2.4	3.11	0.25	5.9
C16	-	-	-	-	-	-	-	0.4	1.5	2.1	3.4	4.8	2.3	2.9	7.1	1.1	0.8	0.93	0.13	2.2
C17	-	-	-	-	-	-	0.2	-	-	0.8	-	0.5	-	0.7	1.0	-	0.1	0.12	0.05	0.2
C18	-	-	-	0.1	0.3	0.2	0.5	0.4	0.6	2.6	1.9	8.1	5.6	5.7	12.2	7.7	1.2	1.51	0.17	2.8
C19-C20	-	-	-	0.1	0.3	0.2	0.5	0.7	0.4	2.1	2.6	3.2	3.4	7.9	13.3	6.6	1.1	1.30	0.16	1.9
C21	-	-	-	-	-	-	0.2	0.2	0.6	0.5	1.1	1.1	-	1.4	1.0	4.4	0.3	0.34	0.08	0.6
C22	-	-	-	-	0.1	-	0.4	0.2	0.6	0.3	2.2	0.5	4.5	2.9	4.1	3.3	0.5	0.64	0.11	1.2
C23-C24	-	-	-	-	-	0.3	0.9	0.4	1.3	3.9	4.8	5.4	6.2	7.2	10.2	3.3	1.3	1.60	0.18	3.3
C25	-	-	-	-	-	-	-	-	0.4	0.8	0.4	2.7	1.7	2.2	2.0	4.4	0.4	0.46	0.10	0.9
C30-C31	-	-	-	0.1	-	0.2	0.4	0.4	0.8	0.3	0.4	3.2	0.6	0.7	3.1	4.4	0.4	0.48	0.09	0.8
C32	-	-	-	-	-	-	-	-	-	0.3	0.4	1.6	-	-	3.1	2.2	0.2	0.20	0.06	0.3
C33-C34	-	-	-	-	-	0.5	0.2	0.7	0.8	2.6	6.7	5.9	7.9	16.5	13.3	10.9	1.7	2.16	0.21	3.7
C37-C38	-	-	-	-	-	-	-	-	-	-	1.1	-	0.6	0.7	-	4.4	0.1	0.19	0.06	0.3
C40-C41	-	0.2	0.6	0.7	0.9	0.7	-	0.2	-	0.8	0.4	0.5	1.1	0.7	1.0	2.2	0.5	0.49	0.09	0.5
C43	-	-	-	0.1	-	0.2	-	0.2	-	0.3	0.4	0.5	1.1	-	1.0	2.2	0.2	0.20	0.06	0.4
C44	-	-	-	-	0.1	0.2	0.5	0.2	0.4	0.5	2.2	0.5	3.4	2.9	7.1	3.3	0.6	0.69	0.12	1.1
C45	-	-	-	-	-	-	-	-	0.2	0.3	-	0.5	-	-	-	-	-	0.05	0.03	0.2
C46	-	-	-	-	-	-	-	-	-	-	-	-	-	-	-	-	-	-	-	-
C47+C49	0.4	-	0.2	0.3	-	-	0.4	0.4	0.6	0.8	0.7	1.6	-	2.9	1.0	-	0.4	0.43	0.09	0.7
C50	-	-	-	-	1.2	2.9	11.1	19.6	34.9	50.6	77.1	77.3	65.9	58.8	74.5	71.2	19.1	21.56	0.63	51.3
C51	-	-	-	-	-	-	-	-	0.4	-	1.1	1.6	2.3	2.2	3.1	5.5	0.4	0.47	0.10	0.8
C52	-	-	-	-	0.1	-	-	0.2	0.6	1.0	3.0	4.8	3.9	2.2	3.1	3.3	0.6	0.81	0.13	2.0
C53	-	-	0.2	0.1	-	0.3	3.4	8.1	14.9	19.9	30.5	34.4	25.4	39.4	28.6	27.4	7.9	9.05	0.41	20.9
C54	-	-	-	-	-	0.2	0.7	-	0.2	1.8	5.6	8.1	9.6	7.9	10.2	7.7	1.3	1.76	0.19	3.6
C55	-	-	-	-	-	-	-	0.4	0.6	0.5	0.7	3.2	3.4	1.4	2.0	2.2	0.4	0.52	0.10	1.3
C56	0.2	-	0.3	1.0	0.4	1.4	2.3	2.6	5.7	9.0	14.2	10.2	17.5	12.2	14.3	8.8	3.6	4.11	0.27	9.2
C57	-	-	-	-	-	-	-	-	-	0.5	0.4	0.5	1.7	0.7	-	-	0.1	0.16	0.06	0.4
C58	-	-	-	-	-	-	0.4	-	0.2	-	-	-	-	-	-	-	-	0.03	0.02	-
C64	0.2	-	-	-	0.1	0.2	0.5	0.4	0.4	0.8	1.9	2.7	1.7	2.2	1.0	2.2	0.5	0.57	0.10	1.2
C65	-	-	-	-	-	-	-	-	-	-	-	-	-	-	-	-	-	-	-	-
C66	-	-	-	-	-	-	-	-	-	-	-	-	-	-	-	-	-	-	-	-
C67	-	-	-	-	0.1	-	-	-	0.2	1.3	1.9	1.6	2.8	2.2	3.1	2.2	0.4	0.54	0.10	1.2
C68	-	-	-	-	-	-	-	-	-	-	-	-	-	-	-	-	-	-	-	-
C69	-	-	-	-	-	-	-	-	-	-	-	-	-	-	1.0	-	-	0.02	0.02	-
C70-C72	0.6	0.6	0.5	0.4	0.1	-	0.5	1.2	1.3	1.3	0.7	2.7	1.7	3.6	1.0	1.1	0.8	0.85	0.12	1.4
C73	-	-	-	0.3	0.6	1.7	0.7	0.9	1.1	1.0	1.1	2.1	2.8	2.2	1.0	1.1	0.8	0.79	0.11	1.4
C74	-	-	0.5	-	-	-	-	0.2	0.2	-	-	-	0.6	-	-	-	0.1	0.09	0.04	0.1
C81	-	-	0.3	-	0.4	0.7	-	-	0.4	0.8	0.7	0.5	-	2.9	1.0	2.2	0.4	0.40	0.08	0.4
C82-85,C96	-	-	0.3	0.1	0.3	1.5	1.1	1.1	1.3	2.1	6.0	3.8	5.6	12.2	11.2	9.9	1.7	1.97	0.19	3.0
C88	-	-	-	-	-	-	-	-	-	-	-	-	-	-	-	-	-	-	-	-
C90	-	-	-	-	-	-	-	0.2	-	0.8	2.2	2.7	1.7	4.3	3.1	3.3	0.5	0.60	0.11	1.1
C91	1.5	1.9	0.9	0.9	0.6	0.5	0.2	0.7	0.8	0.8	0.7	2.7	5.1	2.2	4.1	3.3	1.1	1.33	0.16	1.6
C92-C94	-	1.2	1.1	1.1	0.6	1.5	2.2	2.1	3.4	3.4	5.2	4.3	3.4	5.7	5.1	5.5	2.0	2.09	0.19	3.5
C95	-	-	-	0.3	-	0.2	-	0.4	0.2	-	0.4	-	-	-	1.0	-	0.1	0.11	0.04	0.2
O&U	-	0.4	0.6	0.7	0.4	0.8	2.2	3.0	5.5	8.3	13.4	19.3	28.2	22.2	32.6	43.8	5.0	6.16	0.35	11.5
All	3.0	4.3	5.4	6.7	8.2	15.6	33.2	49.1	91.6	134.4	225.3	254.5	261.4	276.8	315.2	310.9	64.4	75.4	1.19	156.2

**TABLE AHU-5(a): Number (#) and Proportion (%) of Cancers by Site (ICD-10) and Method of Diagnosis: 2006-2008 - Males
Ahmedabad Urban**

ICD-10	Site	Clinical		Microscopic		X-Ray / Imaging		DCO		Others		Unknown		Total	
		#	%	#	%	#	%	#	%	#	%	#	%	#	%
C00	Lip	1	3.1	31	96.9	-	-	-	-	-	-	-	-	32	100.0
C01-C02	Tongue	12	2.3	493	96.3	1	0.2	5	1.0	1	0.2	-	-	512	100.0
C03-C06	Mouth	35	4.3	774	94.9	3	0.4	4	0.5	-	-	-	-	816	100.0
C07-C08	Salivary Gland	-	-	18	94.7	1	5.3	-	-	-	-	-	-	19	100.0
C09	Tonsil	2	1.9	104	97.2	-	-	1	0.9	-	-	-	-	107	100.0
C10	Oth. Oropharynx	1	3.2	30	96.8	-	-	-	-	-	-	-	-	31	100.0
C11	Nasopharynx	-	-	15	93.8	1	6.3	-	-	-	-	-	-	16	100.0
C12-C13	Hypopharynx	6	2.9	196	94.2	1	0.5	5	2.4	-	-	-	-	208	100.0
C14	Pharynx Unspecified	2	2.3	82	95.3	2	2.3	-	-	-	-	-	-	86	100.0
C15	Oesophagus	11	3.7	286	95.0	2	0.7	2	0.7	-	-	-	-	301	100.0
C16	Stomach	4	4.5	79	89.8	3	3.4	2	2.3	-	-	-	-	88	100.0
C17	Small Intestine	-	-	11	100.0	-	-	-	-	-	-	-	-	11	100.0
C18	Colon	12	8.7	121	87.7	2	1.4	1	0.7	2	1.4	-	-	138	100.0
C19-C20	Rectum	1	0.9	111	97.4	-	-	1	0.9	1	0.9	-	-	114	100.0
C21	Anus & Anal Canal	-	-	20	100.0	-	-	-	-	-	-	-	-	20	100.0
C22	Liver	2	2.1	86	88.7	9	9.3	-	-	-	-	-	-	97	100.0
C23-C24	Gallbladder etc.	4	7.1	49	87.5	3	5.4	-	-	-	-	-	-	56	100.0
C25	Pancreas	6	19.4	21	67.7	4	12.9	-	-	-	-	-	-	31	100.0
C30-C31	Nose, Sinuses etc.	2	8.0	21	84.0	2	8.0	-	-	-	-	-	-	25	100.0
C32	Larynx	8	4.0	190	94.5	-	-	2	1.0	1	0.5	-	-	201	100.0
C33-C34	Lung etc.	14	4.0	301	86.7	27	7.8	5	1.4	-	-	-	-	347	100.0
C37-C38	Other Thoracic Organs	-	-	12	80.0	3	20.0	-	-	-	-	-	-	15	100.0
C40-C41	Bone	4	6.6	53	86.9	3	4.9	1	1.6	-	-	-	-	61	100.0
C43	Melanoma of Skin	-	-	13	100.0	-	-	-	-	-	-	-	-	13	100.0
C44	Other Skin	1	1.8	55	98.2	-	-	-	-	-	-	-	-	56	100.0
C45	Mesothelioma	-	-	6	100.0	-	-	-	-	-	-	-	-	6	100.0
C46	Kaposi Sarcoma	-	-	-	-	-	-	-	-	-	-	-	-	-	-
C47+C49	Conn. & Soft Tissue	1	3.1	28	87.5	3	9.4	-	-	-	-	-	-	32	100.0
C50	Breast	5	12.2	36	87.8	-	-	-	-	-	-	-	-	41	100.0
C60	Penis	4	7.7	48	92.3	-	-	-	-	-	-	-	-	52	100.0
C61	Prostate	15	10.6	120	84.5	5	3.5	1	0.7	1	0.7	-	-	142	100.0
C62	Testis	1	1.7	56	96.6	1	1.7	-	-	-	-	-	-	58	100.0
C63	Other Male Genital	-	-	-	-	-	-	-	-	-	-	-	-	-	-
C64	Kidney etc.	2	2.4	77	92.8	3	3.6	1	1.2	-	-	-	-	83	100.0
C65	Renal Pelvis	-	-	1	100.0	-	-	-	-	-	-	-	-	1	100.0
C66	Ureter	-	-	-	-	-	-	-	-	-	-	-	-	-	-
C67	Bladder	3	2.9	96	94.1	3	2.9	-	-	-	-	-	-	102	100.0
C68	Uns. Urinary Organs	-	-	-	-	-	-	-	-	-	-	-	-	-	-
C69	Eye	-	-	6	85.7	1	14.3	-	-	-	-	-	-	7	100.0
C70-C72	Brain, Nervous System	-	-	98	100.0	-	-	-	-	-	-	-	-	98	100.0
C73	Thyroid	1	4.0	21	84.0	3	12.0	-	-	-	-	-	-	25	100.0
C74	Adrenal Gland	-	-	2	66.7	1	33.3	-	-	-	-	-	-	3	100.0
C81	Hodgkins Disease	-	-	53	98.1	1	1.9	-	-	-	-	-	-	54	100.0
C82-85,C96	NHL	-	-	163	96.4	6	3.6	-	-	-	-	-	-	169	100.0
C88	Malig Imn.Prol D	-	-	-	-	-	-	-	-	-	-	-	-	-	-
C90	Multiple Myeloma	-	-	47	94.0	1	2.0	1	2.0	1	2.0	-	-	50	100.0
C91	Lymphoid Leuk.	-	-	137	99.3	1	0.7	-	-	-	-	-	-	138	100.0
C92-C94	Myeloid Leukaemia	-	-	157	100.0	-	-	-	-	-	-	-	-	157	100.0
C95	Leukaemia Uns	-	-	16	100.0	-	-	-	-	-	-	-	-	16	100.0
O&U	Other and Uns	14	2.4	346	59.7	71	12.2	149	25.7	-	-	-	-	580	100.0
	All Sites	174	3.3	4686	89.9	167	3.2	181	3.5	7.0	0.1	-	-	5215	100.0

**TABLE AHU-5(b): Number (#) and Proportion (%) of Cancers by Site (ICD-10) and Method of Diagnosis : 2006-2008 - Females
Ahmedabad Urban**

ICD-10	Site	Clinical		Microscopic		X-Ray / Imaging		DCO		Others		Unknown		Total	
		#	%	#	%	#	%	#	%	#	%	#	%	#	%
C00	Lip	-	-	7	100.0	-	-	-	-	-	-	-	-	7	100.0
C01-C02	Tongue	4	3.7	105	96.3	-	-	-	-	-	-	-	-	109	100.0
C03-C06	Mouth	9	6.7	126	93.3	-	-	-	-	-	-	-	-	135	100.0
C07-C08	Salivary Gland	-	-	13	100.0	-	-	-	-	-	-	-	-	13	100.0
C09	Tonsil	-	-	8	100.0	-	-	-	-	-	-	-	-	8	100.0
C10	Oth. Oropharynx	-	-	4	100.0	-	-	-	-	-	-	-	-	4	100.0
C11	Nasopharynx	-	-	5	83.3	1	16.7	-	-	-	-	-	-	6	100.0
C12-C13	Hypopharynx	3	5.9	48	94.1	-	-	-	-	-	-	-	-	51	100.0
C14	Pharynx Unspecified	-	-	13	100.0	-	-	-	-	-	-	-	-	13	100.0
C15	Oesophagus	3	1.9	145	91.8	2	1.3	6	3.8	2	1.3	-	-	158	100.0
C16	Stomach	2	3.8	48	92.3	-	-	1	1.9	1	1.9	-	-	52	100.0
C17	Small Intestine	-	-	7	100.0	-	-	-	-	-	-	-	-	7	100.0
C18	Colon	5	6.3	72	91.1	1	1.3	1	1.3	-	-	-	-	79	100.0
C19-C20	Rectum	6	8.3	65	90.3	1	1.4	-	-	-	-	-	-	72	100.0
C21	Anus & Anal Canal	-	-	19	100.0	-	-	-	-	-	-	-	-	19	100.0
C22	Liver	2	5.9	30	88.2	1	2.9	1	2.9	-	-	-	-	34	100.0
C23-C24	Gallbladder etc.	6	6.8	80	90.9	2	2.3	-	-	-	-	-	-	88	100.0
C25	Pancreas	2	8.7	18	78.3	3	13.0	-	-	-	-	-	-	23	100.0
C30-C31	Nose, Sinuses etc.	1	3.7	26	96.3	-	-	-	-	-	-	-	-	27	100.0
C32	Larynx	-	-	10	100.0	-	-	-	-	-	-	-	-	10	100.0
C33-C34	Lung etc.	2	1.8	98	88.3	10	9.0	1	0.9	-	-	-	-	111	100.0
C37-C38	Other Thoracic Organs	-	-	7	77.8	2	22.2	-	-	-	-	-	-	9	100.0
C40-C41	Bone	-	-	32	100.0	-	-	-	-	-	-	-	-	32	100.0
C43	Melanoma of Skin	-	-	10	90.9	1	9.1	-	-	-	-	-	-	11	100.0
C44	Other Skin	1	2.7	36	97.3	-	-	-	-	-	-	-	-	37	100.0
C45	Mesothelioma	-	-	3	100.0	-	-	-	-	-	-	-	-	3	100.0
C46	Kaposi Sarcoma	-	-	-	-	-	-	-	-	-	-	-	-	-	-
C47+C49	Conn. & Soft Tissue	-	-	23	92.0	1	4.0	1	4.0	-	-	-	-	25	100.0
C50	Breast	74	5.9	1156	92.1	23	1.8	1	0.1	1	0.1	-	-	1255	100.0
C51	Vulva	4	16.7	20	83.3	-	-	-	-	-	-	-	-	24	100.0
C52	Vagina	2	4.8	40	95.2	-	-	-	-	-	-	-	-	42	100.0
C53	Cervix Uteri	18	3.5	496	95.9	3	0.6	-	-	-	-	-	-	517	100.0
C54	Corpus Uteri	1	1.1	87	98.9	-	-	-	-	-	-	-	-	88	100.0
C55	Uterus Unspecified	4	14.3	19	67.9	1	3.6	4	14.3	-	-	-	-	28	100.0
C56	Ovary etc.	15	6.3	215	90.0	8	3.3	1	0.4	-	-	-	-	239	100.0
C57	Other Female Genital	-	-	7	87.5	1	12.5	-	-	-	-	-	-	8	100.0
C58	Placenta	-	-	2	66.7	-	-	-	-	1	33.3	-	-	3	100.0
C64	Kidney etc.	-	-	33	100.0	-	-	-	-	-	-	-	-	33	100.0
C65	Renal Pelvis	-	-	-	-	-	-	-	-	-	-	-	-	-	-
C66	Ureter	-	-	-	-	-	-	-	-	-	-	-	-	-	-
C67	Bladder	2	7.1	25	89.3	1	3.6	-	-	-	-	-	-	28	100.0
C68	Uns.Urinary Organs	-	-	-	-	-	-	-	-	-	-	-	-	-	-
C69	Eye	-	-	1	100.0	-	-	-	-	-	-	-	-	1	100.0
C70-C72	Brain, Nervous System	-	-	45	88.2	5	9.8	1	2.0	-	-	-	-	51	100.0
C73	Thyroid	-	-	49	96.1	2	3.9	-	-	-	-	-	-	51	100.0
C74	Adrenal Gland	-	-	6	100.0	-	-	-	-	-	-	-	-	6	100.0
C81	Hodgkins Disease	-	-	23	95.8	1	4.2	-	-	-	-	-	-	24	100.0
C82-85,C96	NHL	-	-	108	98.2	2	1.8	-	-	-	-	-	-	110	100.0
C88	Malig Imn.Prol D	-	-	-	-	-	-	-	-	-	-	-	-	-	-
C90	Multiple Myeloma	1	3.3	29	96.7	-	-	-	-	-	-	-	-	30	100.0
C91	Lymphoid Leuk.	-	-	73	98.6	1	1.4	-	-	-	-	-	-	74	100.0
C92-C94	Myeloid Leukaemia	-	-	133	100.0	-	-	-	-	-	-	-	-	133	100.0
C95	Leukaemia Uns	-	-	8	100.0	-	-	-	-	-	-	-	-	8	100.0
O&U	Other and Uns	9	2.7	196	59.2	37	11.2	88	26.6	1	0.3	-	-	331	100.0
	All Sites	176	4.2	3829	90.6	110	2.6	106	2.5	6.0	0.1	-	-	4227	100.0

TABLE AHU-6(a): Number (#) and Proportion (%) of Cancers by Site (ICD-10) and Detailed Microscopic Diagnosis: 2006-2008 - Males : Ahmedabad Urban

ICD-10	Site	Pri. Hist		Sec. Hist		Cytology		Blood Film		Bone Marrow		Others		Total	
		#	%	#	%	#	%	#	%	#	%	#	%	#	%
C00	Lip	31	96.9	-	-	-	-	-	-	-	-	1	3.1	32	100.0
C01-C02	Tongue	492	96.1	1	0.2	-	-	-	-	-	-	19	3.7	512	100.0
C03-C06	Mouth	774	94.9	-	-	-	-	-	-	-	-	42	5.1	816	100.0
C07-C08	Salivary Gland	17	89.5	-	-	1	5.3	-	-	-	-	1	5.3	19	100.0
C09	Tonsil	103	96.3	-	-	1	0.9	-	-	-	-	3	2.8	107	100.0
C10	Oth. Oropharynx	30	96.8	-	-	-	-	-	-	-	-	1	3.2	31	100.0
C11	Nasopharynx	15	93.8	-	-	-	-	-	-	-	-	1	6.3	16	100.0
C12-C13	Hypopharynx	196	94.2	-	-	-	-	-	-	-	-	12	5.8	208	100.0
C14	Pharynx Unspecified	82	95.3	-	-	-	-	-	-	-	-	4	4.7	86	100.0
C15	Oesophagus	285	94.7	-	-	1	0.3	-	-	-	-	15	5.0	301	100.0
C16	Stomach	79	89.8	-	-	-	-	-	-	-	-	9	10.2	88	100.0
C17	Small Intestine	10	90.9	1	9.1	-	-	-	-	-	-	-	-	11	100.0
C18	Colon	121	87.7	-	-	-	-	-	-	-	-	17	12.3	138	100.0
C19-C20	Rectum	111	97.4	-	-	-	-	-	-	-	-	3	2.6	114	100.0
C21	Anus & Anal Canal	20	100.0	-	-	-	-	-	-	-	-	-	-	20	100.0
C22	Liver	84	86.6	1	1.0	1	1.0	-	-	-	-	11	11.3	97	100.0
C23-C24	Gallbladder etc.	48	85.7	-	-	1	1.8	-	-	-	-	7	12.5	56	100.0
C25	Pancreas	21	67.7	-	-	-	-	-	-	-	-	10	32.3	31	100.0
C30-C31	Nose, Sinuses etc.	19	76.0	-	-	2	8.0	-	-	-	-	4	16.0	25	100.0
C32	Larynx	189	94.0	-	-	1	0.5	-	-	-	-	11	5.5	201	100.0
C33-C34	Lung etc.	282	81.3	2	0.6	17	4.9	-	-	-	-	46	13.3	347	100.0
C37-C38	Other Thoracic Organs	11	73.3	-	-	1	6.7	-	-	-	-	3	20.0	15	100.0
C40-C41	Bone	50	82.0	-	-	3	4.9	-	-	-	-	8	13.1	61	100.0
C43	Melanoma of Skin	13	100.0	-	-	-	-	-	-	-	-	-	-	13	100.0
C44	Other Skin	55	98.2	-	-	-	-	-	-	-	-	1	1.8	56	100.0
C45	Mesothelioma	5	83.3	-	-	1	16.7	-	-	-	-	-	-	6	100.0
C46	Kaposi Sarcoma	-	-	-	-	-	-	-	-	-	-	-	-	-	-
C47 + C49	Conn. & Soft Tissue	28	87.5	-	-	-	-	-	-	-	-	4	12.5	32	100.0
C50	Breast	36	87.8	-	-	-	-	-	-	-	-	5	12.2	41	100.0
C60	Penis	48	92.3	-	-	-	-	-	-	-	-	4	7.7	52	100.0
C61	Prostate	116	81.7	-	-	4	2.8	-	-	-	-	22	15.5	142	100.0
C62	Testis	56	96.6	-	-	-	-	-	-	-	-	2	3.4	58	100.0
C63	Other Male Genital	-	-	-	-	-	-	-	-	-	-	-	-	-	-
C64	Kidney etc.	76	91.6	-	-	1	1.2	-	-	-	-	6	7.2	83	100.0
C65	Renal Pelvis	1	100.0	-	-	-	-	-	-	-	-	-	-	1	100.0
C66	Ureter	-	-	-	-	-	-	-	-	-	-	-	-	-	-
C67	Bladder	95	93.1	-	-	1	1.0	-	-	-	-	6	5.9	102	100.0
C68	Uns. Urinary Organs	-	-	-	-	-	-	-	-	-	-	-	-	-	-
C69	Eye	6	85.7	-	-	-	-	-	-	-	-	1	14.3	7	100.0
C70-C72	Brain, Nervous System	98	100.0	-	-	-	-	-	-	-	-	-	-	98	100.0
C73	Thyroid	20	80.0	-	-	1	4.0	-	-	-	-	4	16.0	25	100.0
C74	Adrenal Gland	2	66.7	-	-	-	-	-	-	-	-	1	33.3	3	100.0
C81	Hodgkins Disease	52	96.3	-	-	-	-	-	-	1	1.9	1	1.9	54	100.0
C82-85,C96	NHL	159	94.1	-	-	-	-	-	-	4	2.4	6	3.6	169	100.0
C88	Malig Imn.Prol D	-	-	-	-	-	-	-	-	-	-	-	-	-	-
C90	Multiple Myeloma	15	30.0	-	-	-	-	-	-	32	64.0	3	6.0	50	100.0
C91	Lymphoid Leuk.	1	0.7	-	-	-	-	-	-	136	98.6	1	0.7	138	100.0
C92-C94	Myeloid Leukaemia	2	1.3	-	-	-	-	1	0.6	154	98.1	-	-	157	100.0
C95	Leukaemia Uns	-	-	-	-	-	-	-	-	16	100.0	-	-	16	100.0
O&U	Other and Uns	59	10.2	246	42.4	41	7.1	-	-	-	-	234	40.3	580	100.0
	All Sites	4013	77.0	251	4.8	78	1.5	1	-	343	6.6	529	10.1	5215	100.0

TABLE AHU-6(b): Number (#) and Proportion (%) of Cancers by Site (ICD-10) and Detailed Microscopic Diagnosis: 2006-2008 - Females - Ahmedabad Urban

ICD-10	Site	Pri. Hist		Sec. Hist		Cytology		Blood Film		Bone Marrow		Others		Total	
		#	%	#	%	#	%	#	%	#	%	#	%	#	%
C00	Lip	7	100.0	-	-	-	-	-	-	-	-	-	-	7	100.0
C01-C02	Tongue	105	96.3	-	-	-	-	-	-	-	-	4	3.7	109	100.0
C03-C06	Mouth	125	92.6	1	0.7	-	-	-	-	-	-	9	6.7	135	100.0
C07-C08	Salivary Gland	11	84.6	-	-	2	15.4	-	-	-	-	-	-	13	100.0
C09	Tonsil	8	100.0	-	-	-	-	-	-	-	-	-	-	8	100.0
C10	Oth. Oropharynx	4	100.0	-	-	-	-	-	-	-	-	-	-	4	100.0
C11	Nasopharynx	5	83.3	-	-	-	-	-	-	-	-	1	16.7	6	100.0
C12-C13	Hypopharynx	48	94.1	-	-	-	-	-	-	-	-	3	5.9	51	100.0
C14	Pharynx Unspecified	13	100.0	-	-	-	-	-	-	-	-	-	-	13	100.0
C15	Oesophagus	144	91.1	-	-	1	0.6	-	-	-	-	13	8.2	158	100.0
C16	Stomach	47	90.4	-	-	1	1.9	-	-	-	-	4	7.7	52	100.0
C17	Small Intestine	7	100.0	-	-	-	-	-	-	-	-	-	-	7	100.0
C18	Colon	72	91.1	-	-	-	-	-	-	-	-	7	8.9	79	100.0
C19-C20	Rectum	65	90.3	-	-	-	-	-	-	-	-	7	9.7	72	100.0
C21	Anus & Anal Canal	19	100.0	-	-	-	-	-	-	-	-	-	-	19	100.0
C22	Liver	29	85.3	-	-	1	2.9	-	-	-	-	4	11.8	34	100.0
C23-C24	Gallbladder etc.	78	88.6	1	1.1	1	1.1	-	-	-	-	8	9.1	88	100.0
C25	Pancreas	18	78.3	-	-	-	-	-	-	-	-	5	21.7	23	100.0
C30-C31	Nose, Sinuses etc.	26	96.3	-	-	-	-	-	-	-	-	1	3.7	27	100.0
C32	Larynx	10	100.0	-	-	-	-	-	-	-	-	-	-	10	100.0
C33-C34	Lung etc.	89	80.2	2	1.8	7	6.3	-	-	-	-	13	11.7	111	100.0
C37-C38	Other Thoracic Organs	6	66.7	-	-	1	11.1	-	-	-	-	2	22.2	9	100.0
C40-C41	Bone	32	100.0	-	-	-	-	-	-	-	-	-	-	32	100.0
C43	Melanoma of Skin	10	90.9	-	-	-	-	-	-	-	-	1	9.1	11	100.0
C44	Other Skin	36	97.3	-	-	-	-	-	-	-	-	1	2.7	37	100.0
C45	Mesothelioma	3	100.0	-	-	-	-	-	-	-	-	-	-	3	100.0
C46	Kaposi Sarcoma	-	-	-	-	-	-	-	-	-	-	-	-	-	-
C47 + C49	Conn. & Soft Tissue	23	92.0	-	-	-	-	-	-	-	-	2	8.0	25	100.0
C50	Breast	1134	90.4	3	0.2	18	1.4	-	-	1	0.1	99	7.9	1255	100.0
C51	Vulva	20	83.3	-	-	-	-	-	-	-	-	4	16.7	24	100.0
C52	Vagina	40	95.2	-	-	-	-	-	-	-	-	2	4.8	42	100.0
C53	Cervix Uteri	493	95.4	-	-	2	0.4	-	-	1	0.2	21	4.1	517	100.0
C54	Corpus Uteri	87	98.9	-	-	-	-	-	-	-	-	1	1.1	88	100.0
C55	Uterus Unspecified	19	67.9	-	-	-	-	-	-	-	-	9	32.1	28	100.0
C56	Ovary etc.	210	87.9	-	-	5	2.1	-	-	-	-	24	10.0	239	100.0
C57	Other Female Genital	7	87.5	-	-	-	-	-	-	-	-	1	12.5	8	100.0
C58	Placenta	2	66.7	-	-	-	-	-	-	-	-	1	33.3	3	100.0
C64	Kidney etc.	33	100.0	-	-	-	-	-	-	-	-	-	-	33	100.0
C65	Renal Pelvis	-	-	-	-	-	-	-	-	-	-	-	-	-	-
C66	Ureter	-	-	-	-	-	-	-	-	-	-	-	-	-	-
C67	Bladder	25	89.3	-	-	-	-	-	-	-	-	3	10.7	28	100.0
C68	Uns. Urinary Organs	-	-	-	-	-	-	-	-	-	-	-	-	-	-
C69	Eye	1	100.0	-	-	-	-	-	-	-	-	-	-	1	100.0
C70-C72	Brain, Nervous System	44	86.3	-	-	1	2.0	-	-	-	-	6	11.8	51	100.0
C73	Thyroid	46	90.2	1	2.0	2	3.9	-	-	-	-	2	3.9	51	100.0
C74	Adrenal Gland	6	100.0	-	-	-	-	-	-	-	-	-	-	6	100.0
C81	Hodgkins Disease	23	95.8	-	-	-	-	-	-	-	-	1	4.2	24	100.0
C82-85,C96	NHL	105	95.5	-	-	-	-	-	-	3	2.7	2	1.8	110	100.0
C88	Malig Imn.Prol D	-	-	-	-	-	-	-	-	-	-	-	-	-	-
C90	Multiple Myeloma	10	33.3	-	-	-	-	-	-	19	63.3	1	3.3	30	100.0
C91	Lymphoid Leuk.	-	-	-	-	-	-	-	-	73	98.6	1	1.4	74	100.0
C92-C94	Myeloid Leukaemia	-	-	-	-	-	-	-	-	133	100.0	-	-	133	100.0
C95	Leukaemia Uns	1	12.5	-	-	-	-	-	-	7	87.5	-	-	8	100.0
O&U	Other and Uns	44	13.3	126	38.1	26	7.9	-	-	-	-	135	40.8	331	100.0
	All Sites	3390	80.2	134	3.2	68	1.6	-	-	237	5.6	398	9.4	4227	100.0

**TABLE AHU-7 (a): Number of Cancer Deaths by Five Year Age Group and Site (ICD-10):
2006-2008 – Males**

%= Relative Proportion of Cancers of All Sites.

Ahmedabad Urban

ICD-10	Site	0-4	5-9	10-14	15-19	20-24	25-29	30-34	35-39	40-44	45-49	50-54	55-59	60-64	65-69	70-74	75+	Unkn	Total	%
C00	Lip	-	-	-	-	-	-	-	1	1	1	2	-	1	2	-	1	-	9	0.67
C01-C02	Tongue	-	-	-	1	2	8	16	16	10	22	16	17	9	8	7	2	-	134	9.90
C03-C06	Mouth	-	-	-	-	1	3	6	19	19	35	38	20	12	13	5	4	-	175	12.93
C07-C08	Salivary Gland	-	-	-	-	1	-	-	-	-	-	1	-	2	1	-	-	-	5	0.37
C09	Tonsil	-	-	-	-	-	1	1	2	2	4	5	2	4	6	-	-	-	27	2.00
C10	Oth. Oropharynx	-	-	-	-	-	-	-	1	-	1	3	2	2	-	-	-	-	9	0.67
C11	Nasopharynx	-	-	-	-	1	-	-	-	-	1	-	1	1	-	-	-	-	4	0.30
C12-C13	Hypopharynx	-	-	-	-	-	1	-	2	2	5	10	4	11	6	6	2	-	49	3.62
C14	Pharynx Unspecified	-	-	-	-	-	-	-	-	5	3	2	2	4	4	1	1	-	22	1.63
C15	Oesophagus	-	-	-	-	1	1	2	3	8	3	11	19	11	7	6	4	1	77	5.69
C16	Stomach	-	-	-	-	-	1	2	-	2	3	5	3	2	3	-	2	-	23	1.70
C17	Small Intestine	-	-	-	-	1	-	-	2	1	-	1	-	-	-	-	-	-	5	0.37
C18	Colon	-	-	-	1	-	-	-	-	3	5	1	4	4	2	4	1	-	25	1.85
C19-C20	Rectum	-	-	-	-	1	2	1	1	1	4	1	6	4	2	2	1	-	26	1.92
C21	Anus & Anal Canal	-	-	-	-	-	-	-	-	1	-	1	2	1	-	-	-	-	5	0.37
C22	Liver	-	-	-	-	-	-	-	2	3	3	3	12	3	4	2	2	-	34	2.51
C23-C24	Gallbladder etc.	-	-	-	-	-	1	1	-	1	1	1	4	3	3	2	3	-	20	1.48
C25	Pancreas	-	-	-	-	-	-	-	-	-	2	1	4	1	3	3	-	-	14	1.03
C30-C31	Nose, Sinuses etc.	-	-	-	-	-	-	-	4	-	1	1	1	-	1	-	-	-	8	0.59
C32	Larynx	-	-	-	-	-	-	1	-	3	-	6	7	13	9	1	5	-	45	3.33
C33-C34	Lung etc.	-	-	-	-	1	1	1	4	7	14	17	15	19	20	23	9	1	132	9.76
C37-C38	Other Thoracic Organs	-	-	-	-	-	-	-	-	1	-	-	-	-	3	2	-	-	6	0.44
C40-C41	Bone	-	1	4	2	2	-	1	1	2	2	3	-	-	1	2	-	-	21	1.55
C43	Melanoma of Skin	-	-	-	-	-	-	-	-	-	-	-	-	-	-	1	-	-	1	0.07
C44	Other Skin	-	-	-	-	-	-	-	-	-	1	-	-	-	-	-	-	-	1	0.07
C45	Mesothelioma	-	-	-	-	-	-	-	-	-	-	-	-	-	-	-	-	-	-	-
C46	Kaposi Sarcoma	-	-	-	-	-	-	-	-	-	-	-	-	-	-	-	-	-	-	-
C47+C49	Conn. & Soft Tissue	-	1	-	-	1	1	2	-	-	-	-	-	-	-	-	-	-	5	0.37
C50	Breast	-	-	-	-	-	-	-	1	2	-	-	1	1	-	-	-	-	5	0.37
C60	Penis	-	-	-	-	-	-	-	-	-	1	1	-	1	1	-	-	-	4	0.30
C61	Prostate	-	-	-	-	-	-	-	-	-	1	2	2	5	5	5	8	-	28	2.07
C62	Testis	1	-	-	-	1	-	1	2	1	-	-	-	-	1	1	-	-	8	0.59
C63	Other Male Genital	-	-	-	-	-	-	-	-	-	-	-	-	-	-	-	-	-	-	-
C64	Kidney etc.	3	1	1	-	-	-	-	1	2	4	2	3	2	2	-	1	-	22	1.63
C65	Renal Pelvis	-	-	-	-	-	-	-	-	-	-	-	-	-	-	-	-	-	-	-
C66	Ureter	-	-	-	-	-	-	-	-	-	-	-	-	-	-	-	-	-	-	-
C67	Bladder	-	-	-	-	-	-	-	1	-	3	1	3	2	4	2	3	-	19	1.40
C68	Uns. Urinary Organs	-	-	-	-	-	-	-	-	-	-	-	-	-	-	-	-	-	-	-
C69	Eye	-	-	-	-	-	-	-	-	-	-	-	-	-	-	-	-	-	-	-
C70-C72	Brain, Nervous System	-	1	2	1	1	-	3	3	-	3	2	2	3	1	3	-	-	25	1.85
C73	Thyroid	-	-	-	-	-	-	-	1	-	-	-	-	1	-	-	-	-	2	0.15
C74	Adrenal Gland	-	-	-	-	-	-	-	-	-	1	-	-	-	-	1	-	-	2	0.15
C81	Hodgkins Disease	-	1	-	1	-	-	-	1	-	-	-	-	1	-	-	-	-	4	0.30
C82-85,C96	NHL	-	1	1	2	2	-	-	3	-	1	5	3	6	3	2	-	-	29	2.14
C88	Malig Imn.Prol D	-	-	-	-	-	-	-	-	-	-	-	-	-	-	-	-	-	-	-
C90	Multiple Myeloma	-	-	-	-	-	-	-	-	1	-	1	-	-	1	3	1	-	7	0.52
C91	Lymphoid Leuk.	3	5	2	3	2	1	2	3	-	2	1	1	1	2	1	3	-	32	2.37
C92-C94	Myeloid Leukaemia	-	-	2	3	1	3	2	4	6	6	5	3	2	1	3	-	-	41	3.03
C95	Leukaemia Uns	-	1	-	-	-	-	-	-	-	-	1	-	-	-	-	1	-	3	0.22
O&U	Other and Uns	1	-	-	2	2	4	6	13	17	22	28	35	26	32	20	29	3	240	17.74
	All Sites	8	12	12	16	21	28	48	91	101	155	178	178	158	151	108	83	5	1353	100.00

**TABLE AHU-7 (b): Number of Cancer Deaths by Five Year Age Group and Site (ICD-10):
2006-2008 – Females**

%= Relative Proportion of Cancers of All Sites.

Ahmedabad Urban

ICD-10	Site	0-4	5-9	10-14	15-19	20-24	25-29	30-34	35-39	40-44	45-49	50-54	55-59	60-64	65-69	70-74	75+	Unkn	Total	%
C00	Lip	-	-	-	-	-	-	-	-	-	-	-	-	-	-	-	-	-	-	-
C01-C02	Tongue	-	-	-	-	-	1	2	1	1	5	6	5	5	1	2	1	-	30	3.49
C03-C06	Mouth	-	-	-	-	-	-	-	1	2	5	5	1	4	3	1	3	-	25	2.91
C07-C08	Salivary Gland	-	-	-	-	-	-	-	-	-	-	-	-	1	-	-	-	-	1	0.12
C09	Tonsil	-	-	-	1	-	-	-	-	-	-	-	-	-	-	-	-	-	1	0.12
C10	Oth. Oropharynx	-	-	-	-	-	-	-	-	-	-	2	-	-	-	-	-	-	2	0.23
C11	Nasopharynx	-	-	-	-	-	-	-	-	-	-	1	-	-	-	1	-	-	2	0.23
C12-C13	Hypopharynx	-	-	-	-	-	-	1	-	4	2	5	3	1	2	1	-	-	19	2.21
C14	Pharynx Unspecified	-	-	-	-	1	-	-	-	-	1	-	-	-	1	-	-	-	3	0.35
C15	Oesophagus	-	-	-	-	-	1	-	3	4	5	6	14	12	5	4	5	-	59	6.87
C16	Stomach	-	-	-	-	-	-	-	1	2	4	1	2	-	2	4	1	1	18	2.10
C17	Small Intestine	-	-	-	-	-	-	-	-	-	2	-	-	-	-	1	-	-	3	0.35
C18	Colon	-	-	-	-	-	2	-	-	-	1	-	2	3	1	3	-	-	12	1.40
C19-C20	Rectum	-	-	-	-	-	-	-	-	1	1	2	2	1	-	3	-	-	10	1.16
C21	Anus & Anal Canal	-	-	-	-	-	-	-	-	2	-	-	-	1	1	1	-	-	5	0.58
C22	Liver	-	-	-	-	-	-	-	-	-	-	3	-	4	1	3	2	-	13	1.51
C23-C24	Gallbladder etc.	-	-	-	-	-	1	2	1	2	4	4	3	5	4	1	-	-	27	3.14
C25	Pancreas	-	-	-	-	-	-	-	-	-	-	-	-	1	-	-	2	-	3	0.35
C30-C31	Nose, Sinuses etc.	-	-	-	-	1	-	-	-	-	-	-	3	-	-	-	-	-	4	0.47
C32	Larynx	-	-	-	-	-	-	-	-	-	1	-	1	-	-	1	-	-	3	0.35
C33-C34	Lung etc.	-	-	-	1	-	-	-	1	1	2	5	2	3	8	2	-	-	25	2.91
C37-C38	Other Thoracic Organs	-	-	-	-	-	-	-	-	-	-	1	1	1	1	-	-	-	4	0.47
C40-C41	Bone	-	-	2	1	-	1	-	-	-	-	-	-	-	-	-	-	-	4	0.47
C43	Melanoma of Skin	-	-	-	-	-	-	-	-	-	-	-	-	-	-	-	-	-	-	-
C44	Other Skin	-	-	-	-	-	-	-	-	-	-	-	-	-	-	1	-	-	1	0.12
C45	Mesothelioma	-	-	-	-	-	-	-	-	1	1	-	-	-	-	-	-	-	2	0.23
C46	Kaposi Sarcoma	-	-	-	-	-	-	-	-	-	-	-	-	-	-	-	-	-	-	-
C47+C49	Conn. & Soft Tissue	1	-	-	1	1	-	-	2	2	-	-	-	-	-	-	-	-	7	0.81
C50	Breast	-	-	-	-	-	2	9	16	27	23	36	19	13	11	4	2	1	163	18.98
C51	Vulva	-	-	-	-	-	-	-	-	1	-	-	-	-	-	1	2	-	4	0.47
C52	Vagina	-	-	-	-	-	-	-	-	-	1	4	1	1	-	2	1	-	10	1.16
C53	Cervix Uteri	-	-	-	-	-	-	3	5	12	18	12	13	5	6	3	4	-	81	9.43
C54	Corpus Uteri	-	-	-	-	-	-	-	-	-	1	1	-	1	-	1	-	-	4	0.47
C55	Uterus Unspecified	-	-	-	-	-	-	-	2	2	1	1	-	1	-	1	1	2	11	1.28
C56	Ovary etc.	-	-	-	-	1	1	5	3	2	8	7	5	7	2	3	1	-	45	5.24
C57	Other Female Genital	-	-	-	-	-	-	-	-	-	-	-	-	1	1	-	-	-	2	0.23
C58	Placenta	-	-	-	-	-	-	-	-	-	-	-	-	-	-	-	-	-	-	-
C64	Kidney etc.	-	-	-	-	-	-	1	-	-	1	-	1	1	-	-	-	-	4	0.47
C65	Renal Pelvis	-	-	-	-	-	-	-	-	-	-	-	-	-	-	-	-	-	-	-
C66	Ureter	-	-	-	-	-	-	-	-	-	-	-	-	-	-	-	-	-	-	-
C67	Bladder	-	-	-	-	-	-	-	-	-	-	-	1	-	-	-	1	-	2	0.23
C68	Uns. Urinary Organs	-	-	-	-	-	-	-	-	-	-	-	-	-	-	-	-	-	-	-
C69	Eye	-	-	-	-	-	-	-	-	-	-	-	-	-	-	-	-	-	-	-
C70-C72	Brain, Nervous System	-	-	1	-	-	1	-	3	1	2	1	3	2	1	-	-	-	15	1.75
C73	Thyroid	-	-	-	-	-	-	-	1	-	-	-	-	-	1	-	1	-	3	0.35
C74	Adrenal Gland	-	-	-	-	-	-	-	-	1	-	-	-	1	-	-	-	-	2	0.23
C81	Hodgkins Disease	-	1	-	-	-	-	-	-	-	1	1	-	-	1	-	-	-	4	0.47
C82-85,C96	NHL	-	-	-	-	-	1	-	1	2	1	2	2	-	1	2	3	-	15	1.75
C88	Malig Imn.Prol D	-	-	-	-	-	-	-	-	-	-	-	-	-	-	-	-	-	-	-
C90	Multiple Myeloma	-	-	-	-	-	-	-	-	1	1	1	3	-	-	3	-	-	9	1.05
C91	Lymphoid Leuk.	-	3	3	3	3	1	-	-	-	3	-	2	4	-	-	-	-	22	2.56
C92-C94	Myeloid Leukaemia	-	2	1	2	4	1	3	3	3	3	2	2	3	2	-	-	-	31	3.61
C95	Leukaemia Uns	-	-	-	1	-	-	-	2	-	-	1	-	-	-	-	-	-	4	0.47
O&U	Other and Uns	-	2	-	4	1	1	4	9	10	16	14	13	23	14	14	20	-	145	16.88
	All Sites	1	8	7	14	12	14	31	56	83	115	124	102	106	71	64	47	4	859	100.00

TABLE AHU-8(a):
Average Annual Age Specific, Crude (CR), Age Adjusted (AAR) (with Standard Error (SE)) and
Truncated (35-64 Yrs) (TR) Mortality Rate per 100,000 population: 2006-2008 - Males
Ahmedabad Urban

ICD-10	0-4	5-9	10-14	15-19	20-24	25-29	30-34	35-39	40-44	45-49	50-54	55-59	60-64	65-69	70-74	>75	CR	AAR	SE	TR
C00	-	-	-	-	-	-	-	0.2	0.2	0.2	0.6	-	0.6	1.5	-	1.4	0.1	0.2	0.06	0.3
C01-C02	-	-	-	0.1	0.3	1.2	2.7	2.9	1.9	5.0	4.8	8.5	5.2	6.2	8.1	2.9	1.8	2.1	0.19	4.4
C03-C06	-	-	-	-	0.1	0.5	1.0	3.4	3.5	8.0	11.3	10.0	7.0	10.0	5.8	5.7	2.4	2.8	0.22	6.9
C07-C08	-	-	-	-	0.1	-	-	-	-	-	0.3	-	1.2	0.8	-	-	0.1	0.1	0.04	0.2
C09	-	-	-	-	-	0.2	0.2	0.4	0.4	0.9	1.5	1.0	2.3	4.6	-	-	0.4	0.5	0.09	1.0
C10	-	-	-	-	-	-	-	0.2	-	0.2	0.9	1.0	1.2	-	-	-	0.1	0.2	0.05	0.5
C11	-	-	-	-	0.1	-	-	-	-	0.2	-	0.5	0.6	-	-	-	0.1	0.1	0.04	0.2
C12-C13	-	-	-	-	-	0.2	-	0.4	0.4	1.1	3.0	2.0	6.4	4.6	6.9	2.9	0.7	0.9	0.14	1.9
C14	-	-	-	-	-	-	-	-	0.9	0.7	0.6	1.0	2.3	3.1	1.2	1.4	0.3	0.4	0.09	0.8
C15	-	-	-	-	0.1	0.2	0.3	0.5	1.5	0.7	3.3	9.5	6.4	5.4	6.9	5.7	1.0	1.4	0.17	3.1
C16	-	-	-	-	-	0.2	0.3	-	0.4	0.7	1.5	1.5	1.2	2.3	-	2.9	0.3	0.4	0.09	0.8
C17	-	-	-	-	0.1	-	-	0.4	0.2	-	0.3	-	-	-	-	-	0.1	0.1	0.03	0.2
C18	-	-	-	0.1	-	-	-	-	0.6	1.1	0.3	2.0	2.3	1.5	4.6	1.4	0.3	0.5	0.10	0.9
C19-C20	-	-	-	-	0.1	0.3	0.2	0.2	0.2	0.9	0.3	3.0	2.3	1.5	2.3	1.4	0.3	0.5	0.10	1.0
C21	-	-	-	-	-	-	-	-	0.2	-	0.3	1.0	0.6	-	-	-	0.1	0.1	0.04	0.3
C22	-	-	-	-	-	-	-	0.4	0.6	0.7	0.9	6.0	1.7	3.1	2.3	2.9	0.5	0.6	0.11	1.5
C23-C24	-	-	-	-	-	0.2	0.2	-	0.2	0.2	0.3	2.0	1.7	2.3	2.3	4.3	0.3	0.4	0.10	0.6
C25	-	-	-	-	-	-	-	-	-	0.5	0.3	2.0	0.6	2.3	3.5	-	0.2	0.3	0.08	0.5
C30-C31	-	-	-	-	-	-	-	0.7	-	0.2	0.3	0.5	-	0.8	-	-	0.1	0.1	0.04	0.3
C32	-	-	-	-	-	-	0.2	-	0.6	-	1.8	3.5	7.6	6.9	1.2	7.2	0.6	1.0	0.15	1.8
C33-C34	-	-	-	-	0.1	0.2	0.2	0.7	1.3	3.2	5.1	7.5	11.1	15.4	26.5	12.9	1.8	2.6	0.23	4.2
C37-C38	-	-	-	-	-	-	-	-	0.2	-	-	-	-	2.3	2.3	-	0.1	0.1	0.05	-
C40-C41	-	0.2	0.5	0.2	0.3	-	0.2	0.2	0.4	0.5	0.9	-	-	0.8	2.3	-	0.3	0.3	0.07	0.3
C43	-	-	-	-	-	-	-	-	-	-	-	-	-	-	1.2	-	-	-	0.02	-
C44	-	-	-	-	-	-	-	-	-	0.2	-	-	-	-	-	-	-	-	0.01	-
C45	-	-	-	-	-	-	-	-	-	-	-	-	-	-	-	-	-	-	-	-
C46	-	-	-	-	-	-	-	-	-	-	-	-	-	-	-	-	-	-	-	-
C47+C49	-	0.2	-	-	0.1	0.2	0.3	-	-	-	-	-	-	-	-	-	0.1	0.1	0.03	-
C50	-	-	-	-	-	-	-	0.2	0.4	-	-	0.5	0.6	-	-	-	0.1	0.1	0.04	0.2
C60	-	-	-	-	-	-	-	-	-	0.2	0.3	-	0.6	0.8	-	-	0.1	0.1	0.04	0.2
C61	-	-	-	-	-	-	-	-	-	0.2	0.6	1.0	2.9	3.8	5.8	11.5	0.4	0.7	0.13	0.6
C62	0.2	-	-	-	0.1	-	0.2	0.4	0.2	-	-	-	-	0.8	1.2	-	0.1	0.1	0.05	0.1
C63	-	-	-	-	-	-	-	-	-	-	-	-	-	-	-	-	-	-	-	-
C64	0.5	0.2	0.1	-	-	-	-	0.2	0.4	0.9	0.6	1.5	1.2	1.5	-	1.4	0.3	0.4	0.09	0.7
C65	-	-	-	-	-	-	-	-	-	-	-	-	-	-	-	-	-	-	-	-
C66	-	-	-	-	-	-	-	-	-	-	-	-	-	-	-	-	-	-	-	-
C67	-	-	-	-	-	-	-	0.2	-	0.7	0.3	1.5	1.2	3.1	2.3	4.3	0.3	0.4	0.09	0.6
C68	-	-	-	-	-	-	-	-	-	-	-	-	-	-	-	-	-	-	-	-
C69	-	-	-	-	-	-	-	-	-	-	-	-	-	-	-	-	-	-	-	-
C70-C72	-	0.2	0.3	0.1	0.1	-	0.5	0.5	-	0.7	0.6	1.0	1.7	0.8	3.5	-	0.3	0.4	0.08	0.7
C73	-	-	-	-	-	-	-	0.2	-	-	-	-	0.6	-	-	-	-	-	0.03	0.1
C74	-	-	-	-	-	-	-	-	-	0.2	-	-	-	-	1.2	-	-	-	0.03	-
C81	-	0.2	-	0.1	-	-	-	0.2	-	-	-	-	0.6	-	-	-	0.1	0.1	0.03	0.1
C82-85,C96	-	0.2	0.1	0.2	0.3	-	-	0.5	-	0.2	1.5	1.5	3.5	2.3	2.3	-	0.4	0.5	0.10	1.0
C88	-	-	-	-	-	-	-	-	-	-	-	-	-	-	-	-	-	-	-	-
C90	-	-	-	-	-	-	-	-	0.2	-	0.3	-	-	0.8	3.5	1.4	0.1	0.1	0.06	0.1
C91	0.5	0.8	0.3	0.4	0.3	0.2	0.3	0.5	-	0.5	0.3	0.5	0.6	1.5	1.2	4.3	0.4	0.5	0.10	0.4
C92-C94	-	-	0.3	0.4	0.1	0.5	0.3	0.7	1.1	1.4	1.5	1.5	1.2	0.8	3.5	-	0.6	0.6	0.10	1.2
C95	-	0.2	-	-	-	-	-	-	-	-	0.3	-	-	-	-	1.4	-	0.1	0.04	-
O&U	0.2	-	-	0.2	0.3	0.6	1.0	2.3	3.2	5.0	8.3	17.5	15.1	24.6	23.0	41.6	3.2	4.6	0.31	7.6
All	1.3	1.8	1.5	1.9	2.7	4.4	8.2	16.3	18.8	35.3	52.9	89.2	92.0	116.1	124.4	119.2	18.2	24.3	0.69	45.5

TABLE AHU-8(b):
Average Annual Age Specific, Crude (CR), Age Adjusted (AAR) (with Standard Error (SE)) and
Truncated (35-64 Yrs) (TR) Mortality Rate per 100,000 population: 2006-2008 - Females
Ahmedabad Urban

ICD-10	0-4	5-9	10-14	15-19	20-24	25-29	30-34	35-39	40-44	45-49	50-54	55-59	60-64	65-69	70-74	>75	CR	AAR	SE	TR
C00	-	-	-	-	-	-	-	-	-	-	-	-	-	-	-	-	-	-	-	-
C01-C02	-	-	-	-	-	0.2	0.4	0.2	0.2	1.3	2.2	2.7	2.8	0.7	2.0	1.1	0.5	0.6	0.10	1.4
C03-C06	-	-	-	-	-	-	-	0.2	0.4	1.3	1.9	0.5	2.3	2.2	1.0	3.3	0.4	0.5	0.10	1.0
C07-C08	-	-	-	-	-	-	-	-	-	-	-	-	0.6	-	-	-	-	-	0.02	0.1
C09	-	-	-	0.1	-	-	-	-	-	-	-	-	-	-	-	-	-	-	0.01	-
C10	-	-	-	-	-	-	-	-	-	-	0.7	-	-	-	-	-	-	-	0.03	0.1
C11	-	-	-	-	-	-	-	-	-	-	0.4	-	-	-	1.0	-	-	-	0.03	0.1
C12-C13	-	-	-	-	-	-	0.2	-	0.8	0.5	1.9	1.6	0.6	1.4	1.0	-	0.3	0.3	0.08	0.8
C14	-	-	-	-	0.1	-	-	-	-	0.3	-	-	-	0.7	-	-	-	-	0.03	-
C15	-	-	-	-	-	0.2	-	0.5	0.8	1.3	2.2	7.5	6.8	3.6	4.1	5.5	0.9	1.2	0.15	2.7
C16	-	-	-	-	-	-	-	0.2	0.4	1.0	0.4	1.1	-	1.4	4.1	1.1	0.3	0.3	0.08	0.5
C17	-	-	-	-	-	-	-	-	-	0.5	-	-	-	-	1.0	-	-	0.1	0.03	0.1
C18	-	-	-	-	-	0.3	-	-	-	0.3	-	1.1	1.7	0.7	3.1	-	0.2	0.2	0.07	0.4
C19-C20	-	-	-	-	-	-	-	-	0.2	0.3	0.7	1.1	0.6	-	3.1	-	0.2	0.2	0.06	0.4
C21	-	-	-	-	-	-	-	-	0.4	-	-	-	0.6	0.7	1.0	-	0.1	0.1	0.04	0.2
C22	-	-	-	-	-	-	-	-	-	-	1.1	-	2.3	0.7	3.1	2.2	0.2	0.3	0.08	0.5
C23-C24	-	-	-	-	-	0.2	0.4	0.2	0.4	1.0	1.5	1.6	2.8	2.9	1.0	-	0.4	0.5	0.10	1.1
C25	-	-	-	-	-	-	-	-	-	-	-	-	0.6	-	-	2.2	-	0.1	0.04	0.1
C30-C31	-	-	-	-	0.1	-	-	-	-	-	-	1.6	-	-	-	-	0.1	0.1	0.04	0.2
C32	-	-	-	-	-	-	-	-	-	0.3	-	0.5	-	-	1.0	-	-	0.1	0.03	0.1
C33-C34	-	-	-	0.1	-	-	-	0.2	0.2	0.5	1.9	1.1	1.7	5.7	2.0	-	0.4	0.5	0.10	0.8
C37-C38	-	-	-	-	-	-	-	-	-	-	0.4	0.5	0.6	0.7	-	-	0.1	0.1	0.04	0.2
C40-C41	-	-	0.3	0.1	-	0.2	-	-	-	-	-	-	-	-	-	-	0.1	0.1	0.03	-
C43	-	-	-	-	-	-	-	-	-	-	-	-	-	-	-	-	-	-	-	-
C44	-	-	-	-	-	-	-	-	-	-	-	-	-	-	1.0	-	-	-	0.02	-
C45	-	-	-	-	-	-	-	-	0.2	0.3	-	-	-	-	-	-	-	-	0.02	0.1
C46	-	-	-	-	-	-	-	-	-	-	-	-	-	-	-	-	-	-	-	-
C47+C49	0.2	-	-	0.1	0.1	-	-	0.4	0.4	-	-	-	-	-	-	-	0.1	0.1	0.04	0.1
C50	-	-	-	-	-	0.3	1.6	2.8	5.7	5.9	13.4	10.2	7.3	7.9	4.1	2.2	2.5	2.7	0.22	7.2
C51	-	-	-	-	-	-	-	-	0.2	-	-	-	-	-	1.0	2.2	0.1	0.1	0.04	-
C52	-	-	-	-	-	-	-	-	-	0.3	1.5	0.5	0.6	-	2.0	1.1	0.2	0.2	0.06	0.4
C53	-	-	-	-	-	-	0.5	0.9	2.5	4.6	4.5	7.0	2.8	4.3	3.1	4.4	1.2	1.4	0.16	3.5
C54	-	-	-	-	-	-	-	-	-	0.3	0.4	-	0.6	-	1.0	-	0.1	0.1	0.04	0.2
C55	-	-	-	-	-	-	-	0.4	0.4	0.3	0.4	-	0.6	-	1.0	1.1	0.2	0.1	0.05	0.3
C56	-	-	-	-	0.1	0.2	0.9	0.5	0.4	2.1	2.6	2.7	3.9	1.4	3.1	1.1	0.7	0.8	0.12	1.9
C57	-	-	-	-	-	-	-	-	-	-	-	-	0.6	0.7	-	-	-	-	0.03	0.1
C58	-	-	-	-	-	-	-	-	-	-	-	-	-	-	-	-	-	-	-	-
C64	-	-	-	-	-	-	0.2	-	-	0.3	-	0.5	0.6	-	-	-	0.1	0.1	0.04	0.2
C65	-	-	-	-	-	-	-	-	-	-	-	-	-	-	-	-	-	-	-	-
C66	-	-	-	-	-	-	-	-	-	-	-	-	-	-	-	-	-	-	-	-
C67	-	-	-	-	-	-	-	-	-	-	-	0.5	-	-	-	1.1	-	-	0.03	0.1
C68	-	-	-	-	-	-	-	-	-	-	-	-	-	-	-	-	-	-	-	-
C69	-	-	-	-	-	-	-	-	-	-	-	-	-	-	-	-	-	-	-	-
C70-C72	-	-	0.2	-	-	0.2	-	0.5	0.2	0.5	0.4	1.6	1.1	0.7	-	-	0.2	0.3	0.07	0.7
C73	-	-	-	-	-	-	-	0.2	-	-	-	-	-	0.7	-	1.1	-	0.1	0.03	-
C74	-	-	-	-	-	-	-	-	0.2	-	-	-	0.6	-	-	-	-	-	0.03	0.1
C81	-	0.2	-	-	-	-	-	-	-	0.3	0.4	-	-	0.7	-	-	0.1	0.1	0.04	0.1
C82-85,C96	-	-	-	-	-	0.2	0.2	0.4	0.2	0.5	0.7	-	0.6	1.4	3.1	-	0.2	0.3	0.07	0.4
C88	-	-	-	-	-	-	-	-	-	-	-	-	-	-	-	-	-	-	-	-
C90	-	-	-	-	-	-	-	-	0.2	0.3	0.4	1.6	-	-	3.1	-	0.1	0.2	0.06	0.4
C91	-	0.6	0.5	0.4	0.4	0.2	-	-	-	0.8	-	1.1	2.3	-	-	-	0.3	0.4	0.08	0.6
C92-C94	-	0.4	0.2	0.3	0.6	0.2	0.5	0.5	0.6	0.8	0.7	1.1	1.7	1.4	-	-	0.5	0.5	0.09	0.9
C95	-	-	-	0.1	-	-	-	0.4	-	-	0.4	-	-	-	-	-	0.1	0.1	0.03	0.1
O&U	-	0.4	-	0.6	0.1	0.2	0.7	1.6	2.1	4.1	5.2	7.0	13.0	10.0	14.3	21.9	2.2	2.7	0.23	4.9
All	0.2	1.6	1.1	2.0	1.8	2.4	5.6	9.8	17.4	29.7	46.2	54.8	59.7	50.9	65.3	51.4	13.1	15.4	0.54	33.2

TABLE AHU-9(a): Cumulative Rate (Cu.Rate%) & Cumulative Risk (Cu.Risk) of individual sites (ICD-10) based on age specific rates (from 0-64 years and from 0-74 years) : 2006-2008 - Males Ahmedabad Urban

ICD-10	Site	0 - 64 Years		0 - 74 Years	
		Cu. Rate %	Cu. Risk	Cu. Rate%	Cu. Risk
C00	Lip	0.05	0.05	0.06	0.06
C01-C02	Tongue	0.65	0.64	0.90	0.90
C03-C06	Mouth	1.06	1.05	1.40	1.41
C07-C08	Salivary Gland	0.02	0.02	0.02	0.02
C09	Tonsil	0.13	0.13	0.25	0.25
C10	Oth. Oropharynx	0.05	0.05	0.07	0.07
C11	Nasopharynx	0.01	0.01	0.04	0.04
C12-C13	Hypopharynx	0.25	0.25	0.51	0.51
C14	Pharynx Unspecified	0.09	0.09	0.20	0.20
C15	Oesophagus	0.38	0.38	0.69	0.69
C16	Stomach	0.09	0.09	0.24	0.24
C17	Small Intestine	0.01	0.01	0.02	0.02
C18	Colon	0.16	0.16	0.29	0.29
C19-C20	Rectum	0.15	0.15	0.26	0.26
C21	Anus & Anal Canal	0.02	0.02	0.04	0.04
C22	Liver	0.11	0.11	0.28	0.28
C23-C24	Gallbladder etc.	0.09	0.09	0.14	0.14
C25	Pancreas	0.05	0.05	0.08	0.08
C30-C31	Nose, Sinuses etc.	0.03	0.03	0.05	0.05
C32	Larynx	0.25	0.25	0.43	0.44
C33-C34	Lung etc.	0.43	0.43	0.90	0.90
C37-C38	Other Thoracic Organs	0.01	0.01	0.04	0.04
C40-C41	Bone	0.06	0.06	0.07	0.07
C43	Melanoma of Skin	0.02	0.02	0.03	0.03
C44	Other Skin	0.06	0.06	0.09	0.09
C45	Mesothelioma	0.00	0.00	0.01	0.01
C46	Kaposi Sarcoma	0.00	0.00	0.00	0.00
C47 + C49	Conn. & Soft Tissue	0.03	0.03	0.05	0.05
C50	Breast	0.06	0.06	0.07	0.07
C60	Penis	0.08	0.08	0.11	0.11
C61	Prostate	0.08	0.08	0.43	0.43
C62	Testis	0.06	0.06	0.07	0.07
C63	Other Male Genital	0.00	0.00	0.00	0.00
C64	Kidney, etc.	0.10	0.10	0.18	0.18
C65	Renal Pelvis	0.00	0.00	0.00	0.00
C66	Ureter	0.00	0.00	0.00	0.00
C67	Bladder	0.10	0.10	0.26	0.26
C68	Uns.Urinary Organs	0.00	0.00	0.00	0.00
C69	Eye	0.01	0.01	0.01	0.01
C70-C72	Brain, Nervous System	0.10	0.10	0.14	0.14
C73	Thyroid	0.02	0.02	0.05	0.05
C74	Adrenal Gland	0.00	0.00	0.00	0.00
C81	Hodgkins Disease	0.06	0.06	0.06	0.06
C82-85,C96	NHL	0.19	0.19	0.33	0.33
C88	Malig Imn.Prol D	0.00	0.00	0.00	0.00
C90	Multiple Myeloma	0.05	0.05	0.12	0.12
C91	Lymphoid Leuk.	0.11	0.11	0.17	0.17
C92-C94	Myeloid Leukaemia	0.15	0.15	0.24	0.24
C95	Leukaemia Uns	0.01	0.01	0.02	0.02
O&U *	Other and Uns	0.69	0.68	1.22	1.23
	All Sites	6.14	5.96	10.68	10.13

TABLE AHU-9(b): Cumulative Rate (Cu.Rate%) & Cumulative Risk (Cu.Risk) of individual sites (ICD-10) based on age specific rates (from 0-64 years and from 0-74 years) : 2006-2008 - Females Ahmedabad Urban

ICD-10	Site	0 - 64 Years		0 - 74 Years	
		Cu. Rate %	Cu. Risk	Cu. Rate%	Cu. Risk
C00	Lip	0.00	0.00	0.02	0.02
C01-C02	Tongue	0.16	0.16	0.21	0.21
C03-C06	Mouth	0.17	0.17	0.26	0.26
C07-C08	Salivary Gland	0.02	0.02	0.03	0.03
C09	Tonsil	0.01	0.01	0.02	0.02
C10	Oth. Oropharynx	0.01	0.01	0.01	0.01
C11	Nasopharynx	0.00	0.00	0.01	0.01
C12-C13	Hypopharynx	0.07	0.07	0.10	0.10
C14	Pharynx Unspecified	0.02	0.02	0.02	0.02
C15	Oesophagus	0.21	0.21	0.35	0.35
C16	Stomach	0.07	0.07	0.12	0.12
C17	Small Intestine	0.01	0.01	0.02	0.02
C18	Colon	0.10	0.10	0.19	0.19
C19-C20	Rectum	0.07	0.07	0.17	0.17
C21	Anus & Anal Canal	0.02	0.02	0.03	0.03
C22	Liver	0.04	0.04	0.08	0.08
C23-C24	Gallbladder etc.	0.12	0.12	0.20	0.20
C25	Pancreas	0.03	0.03	0.05	0.05
C30-C31	Nose, Sinuses etc.	0.03	0.03	0.05	0.05
C32	Larynx	0.01	0.01	0.03	0.03
C33-C34	Lung etc.	0.13	0.13	0.27	0.28
C37-C38	Other Thoracic Organs	0.01	0.01	0.01	0.01
C40-C41	Bone	0.03	0.03	0.04	0.04
C43	Melanoma of Skin	0.01	0.01	0.02	0.02
C44	Other Skin	0.04	0.04	0.09	0.09
C45	Mesothelioma	0.01	0.01	0.01	0.01
C46	Kaposi Sarcoma	0.00	0.00	0.00	0.00
C47+C49	Conn. & Soft Tissue	0.03	0.03	0.05	0.05
C50	Breast	1.70	1.69	2.34	2.37
C51	Vulva	0.03	0.03	0.05	0.05
C52	Vagina	0.07	0.07	0.09	0.09
C53	Cervix Uteri	0.69	0.68	1.02	1.03
C54	Corpus Uteri	0.13	0.13	0.22	0.22
C55	Uterus Unspecified	0.04	0.04	0.06	0.06
C56	Ovary etc.	0.32	0.32	0.46	0.46
C57	Other Female Genital	0.02	0.02	0.02	0.02
C58	Placenta	0.00	0.00	0.00	0.00
C64	Kidney etc.	0.04	0.04	0.06	0.06
C65	Renal Pelvis	0.00	0.00	0.00	0.00
C66	Ureter	0.00	0.00	0.00	0.00
C67	Bladder	0.04	0.04	0.07	0.07
C68	Uns.Urinary Organs	0.00	0.00	0.00	0.00
C69	Eye	0.00	0.00	0.01	0.01
C70-C72	Brain, Nervous System	0.06	0.06	0.08	0.08
C73	Thyroid	0.06	0.06	0.08	0.08
C74	Adrenal Gland	0.01	0.01	0.01	0.01
C81	Hodgkins Disease	0.02	0.02	0.04	0.04
C82-85,C96	NHL	0.12	0.12	0.23	0.23
C88	Malig Imn.Prol D	0.00	0.00	0.00	0.00
C90	Multiple Myeloma	0.04	0.04	0.07	0.07
C91	Lymphoid Leuk.	0.09	0.09	0.12	0.12
C92-C94	Myeloid Leukaemia	0.15	0.15	0.20	0.20
C95	Leukaemia Uns	0.01	0.01	0.01	0.01
O&U *	Other and Uns	0.41	0.41	0.69	0.69
	All Sites	5.46	5.32	8.42	8.08

POPULATION BASED CANCER REGISTRY, AURANGABAD

Indian Cancer Society

Dr A.P. Kurkure, Principal Investigator
Dr B.B. Yeole, Director and Co-Investigator

The Aurangabad Cancer Registry a division of Indian Cancer Society became operative on 1st January 1980, with the collaborative effort with Aurangabad Medical College and Hospital. The registry was started with aim of obtaining reliable incidence and mortality data for the population of Aurangabad City Agglomeration.

Aurangabad city covers an area of 50.96 sq.km with a population of 8,73,334 (2001 Census) that is multi-religious comprising 55.2% Hindus, 29.8% Muslims, 13.8% Neo-Buddhists and 1% Christians. Information is obtained on all cancer patients registered at 3 major hospitals and 6 nursing homes. The death records maintained by Municipal Corporation provides a means of checking on missed cases.

The reliability of data and quality of registration has considerably improved. At present percentage of microscopically confirmed cases is 91.5% and the percentage of cases diagnosed through death certificates is 4.35%. The ratio of mortality / incidence (M/I) is 15.8%. Registry publishes reports on incidence at regular intervals.

Staff of Aurangabad Cancer Registry

Mr A.M. Waghmare : Medical Social Worker
Mr Syed Ayub Ali : Part time Clerk-cum-Typist

Figure AUR-1
Population Pyramid showing Age Distribution: 2005-2008
Aurangabad

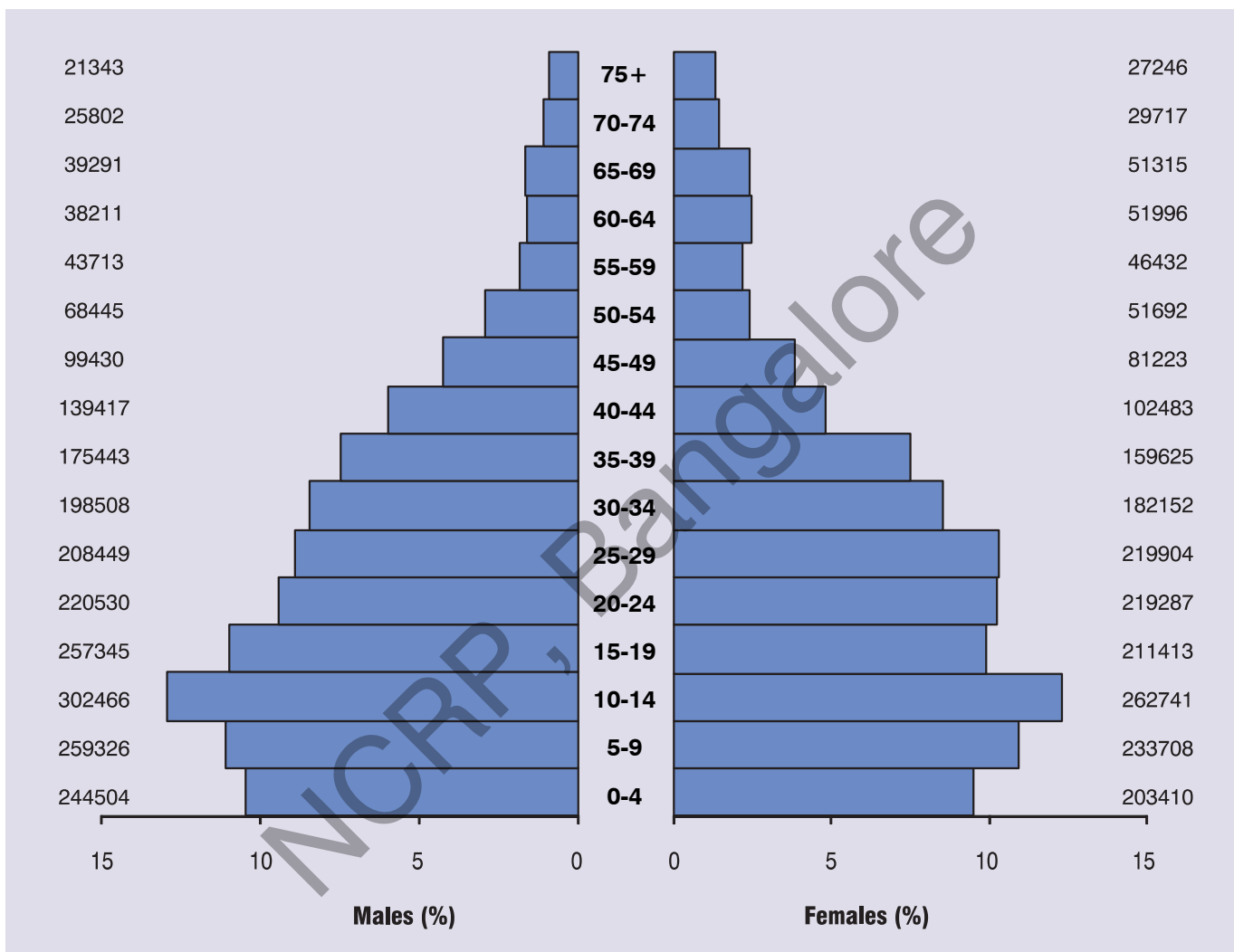


TABLE AUR-1
Population by Five Year Age Group and Gender: 2005-2008
Number and Relative Proportion (%)
Aurangabad

Age Group	Males		Females	
	Number	%	Number	%
0-4	244504	10.4	203410	9.5
5-9	259326	11.1	233708	10.9
10-14	302466	12.9	262741	12.3
15-19	257345	11.0	211413	9.9
20-24	220530	9.4	219287	10.3
25-29	208449	8.9	219904	10.3
30-34	198508	8.5	182152	8.5
35-39	175443	7.5	159625	7.5
40-44	139417	6.0	102483	4.8
45-49	99430	4.2	81223	3.8
50-54	68445	2.9	51692	2.4
55-59	43713	1.9	46432	2.2
60-64	38211	1.6	51996	2.4
65-69	39291	1.7	51315	2.4
70-74	25802	1.1	29717	1.4
75+	21343	0.9	27246	1.3
Total	2342222	100.0	2134345	100.0

TABLE AUR-2
Main Sources of Registration of Incident Cases of Cancer: 2005-2008
Aurangabad

Name of the Institution	Number	%
Government Hospital	1285	68.1
Dhoot Radiotherapy	263	13.9
TMH Mumbai	109	5.8
Other Small Hospital	86	4.6
Corporation	85	4.5
Others	60	3.2
Total	1888	100.0

1. *Institutions listed have registered at least one percent of all cases in the registry for the combined years 2005-2008.*
2. *The numbers and proportion listed are the minimum number of cases. Institutions could have registered/ reported more cases, since duplicate registrations and non-resident/registry cases are not included.*

NCRP, Bangalore

**TABLE AUR-3 (a): Number of Incident Cancers by Five Year Age Group and Site (ICD-10):
2005-2008 – Males**

%= Relative Proportion of Cancers of All Sites.

Aurangabad

ICD-10	Site	0-4	5-9	10-14	15-19	20-24	25-29	30-34	35-39	40-44	45-49	50-54	55-59	60-64	65-69	70-74	75+	Unkn	Total	%
C00	Lip	-	-	-	-	-	-	1	3	1	-	1	-	-	-	-	1	-	7	0.75
C01-02	Tongue	-	-	-	-	1	2	7	11	4	4	9	7	3	6	4	2	-	60	6.47
C03-06	Mouth	-	-	-	-	1	2	2	8	10	7	6	9	5	10	1	3	-	64	6.90
C07-8	Salivary Gland	-	-	-	-	1	-	-	2	-	-	-	-	-	-	-	-	-	3	0.32
C09	Tonsil	-	-	-	-	-	-	-	-	2	-	1	1	2	4	1	1	-	12	1.29
C10	Oth. Oropharynx	-	-	-	-	-	-	1	1	-	-	-	1	1	4	-	2	-	10	1.08
C11	Nasopharynx	-	1	-	1	1	-	1	-	-	-	1	2	1	-	-	-	-	8	0.86
C12-13	Hypopharynx	-	-	-	-	-	-	-	1	1	1	2	4	8	4	5	4	-	30	3.23
C14	Pharynx Unspecified	-	-	-	-	-	-	-	-	1	1	2	2	-	1	-	-	-	7	0.75
C15	Oesophagus	-	-	-	-	-	2	-	2	1	2	10	10	8	9	11	8	-	63	6.79
C16	Stomach	-	-	-	-	-	-	-	2	-	2	3	2	5	1	3	2	-	20	2.16
C17	Small Intestine	-	-	-	-	-	-	-	-	-	-	-	-	-	-	-	-	-	-	-
C18	Colon	-	-	-	-	1	2	1	1	4	-	4	1	3	4	4	1	-	26	2.80
C19-20	Rectum	-	-	-	2	1	4	-	2	1	1	6	6	2	4	5	1	-	35	3.77
C21	Anus & Anal Canal	-	-	-	-	-	-	1	-	1	1	1	-	-	-	-	-	-	4	0.43
C22	Liver	-	-	-	-	-	-	-	1	-	3	-	3	2	5	2	3	-	19	2.05
C23-24	Gallbladder etc.	-	-	-	-	-	-	-	-	-	2	2	1	2	-	-	1	-	8	0.86
C25	Pancreas	-	-	-	-	-	-	-	1	-	-	-	-	2	-	1	-	-	4	0.43
C30-31	Nose, Sinuses etc.	-	-	-	1	1	-	2	-	-	-	1	-	1	-	-	-	-	6	0.65
C32	Larynx	-	-	-	-	-	1	-	2	2	6	9	7	13	21	13	3	-	77	8.30
C33-34	Lung etc.	-	-	-	1	-	1	3	3	4	10	4	10	19	23	9	9	-	96	10.34
C37-38	Other Thoracic Organs	-	-	-	-	-	-	-	2	-	-	-	1	1	-	1	-	-	5	0.54
C40-41	Bone	-	2	1	3	3	1	2	-	1	3	1	1	1	3	-	2	-	24	2.59
C43	Melanoma of Skin	-	-	-	-	-	-	-	-	-	-	-	-	-	-	-	-	-	-	-
C44	Other Skin	-	-	-	-	-	1	-	-	-	1	4	3	2	3	2	1	-	17	1.83
C45	Mesothelioma	-	-	-	-	-	-	-	-	-	-	-	-	-	-	-	-	-	-	-
C46	Kaposi Sarcoma	-	-	-	-	-	-	-	-	-	-	-	-	-	-	-	-	-	-	-
C47+C49	Conn. & Soft Tissue	-	-	-	1	-	1	-	-	1	-	1	-	2	-	-	-	-	6	0.65
C50	Breast	-	-	-	-	-	-	-	-	2	1	2	-	-	-	1	-	-	6	0.65
C60	Penis	-	-	-	-	-	-	1	1	-	-	2	2	1	1	2	-	-	10	1.08
C61	Prostate	-	-	-	-	-	-	-	1	1	-	2	5	4	6	3	8	-	30	3.23
C62	Testis	-	-	-	1	-	2	2	4	1	2	-	1	1	-	-	-	-	14	1.51
C63	Other Male Genital	-	-	-	-	-	-	-	-	-	1	-	-	-	-	-	-	-	1	0.11
C64	Kidney etc.	1	-	1	-	1	-	-	1	1	-	-	2	4	3	-	-	-	14	1.51
C65	Renal Pelvis	-	-	1	-	-	-	-	-	-	-	-	-	-	-	-	-	-	1	0.11
C66	Ureter	-	-	-	-	-	-	-	-	-	-	-	-	-	-	-	-	-	-	-
C67	Bladder	-	-	-	-	-	-	1	1	2	-	1	1	-	3	4	3	-	16	1.72
C68	Uns. Urinary Organs	-	-	-	-	-	-	-	-	-	-	-	-	-	-	-	-	-	-	-
C69	Eye	-	-	-	-	-	-	-	-	-	-	-	-	-	-	-	-	-	-	-
C70-72	Brain, Nervous System	2	2	-	1	1	4	4	6	2	1	3	2	4	-	-	1	-	33	3.56
C73	Thyroid	-	-	-	-	-	-	-	1	-	1	1	-	-	-	-	-	-	3	0.32
C74	Adrenal Gland	-	1	-	-	-	-	-	-	-	-	-	-	-	-	-	-	-	1	0.11
C77	Sec Lymph Nodes	-	-	-	-	-	-	1	-	1	1	-	2	2	-	1	1	-	9	0.97
C78	Sec Resp & Digestive	-	-	-	-	-	-	-	1	1	-	-	-	1	-	1	1	-	5	0.54
C79	Sec Others	-	-	-	-	-	-	-	-	-	2	2	1	-	-	1	-	-	6	0.65
C81	Hodgkins Disease	-	-	2	-	-	1	2	-	-	5	-	-	-	2	-	1	-	13	1.40
C82-85,C96	NHL	1	1	2	4	5	2	3	1	4	3	4	2	2	3	2	1	-	40	4.31
C90	Multiple Myeloma	-	-	-	-	-	-	-	-	-	1	-	-	1	1	-	-	-	3	0.32
C91	Lymphoid Leuk.	1	3	1	5	1	-	-	-	1	1	2	6	3	-	1	-	-	25	2.69
C92-94	Myeloid Leukaemia	1	1	3	1	4	2	1	2	2	8	5	9	1	2	1	1	-	44	4.74
C95	Leukaemia Uns	-	3	1	1	-	-	-	1	3	-	-	-	-	-	-	-	-	9	0.97
O&U	Other and Uns	1	-	-	-	1	1	-	1	4	4	2	7	5	5	2	1	-	34	3.66
	All Sites	7	14	12	22	23	29	36	63	59	75	94	111	112	128	81	62	-	928	100.00

* O&U includes the Sites (ICD-10: C26, C39, C48, C75, C76, C77, C78, C79, C80, C97)

**TABLE AUR-3 (b): Number of Incident Cancers by Five Year Age Group and Site (ICD-10):
2005-2008 – Females**

%= Relative Proportion of Cancers of All Sites.

Aurangabad

ICD-10	Site	0-4	5-9	10-14	15-19	20-24	25-29	30-34	35-39	40-44	45-49	50-54	55-59	60-64	65-69	70-74	75+	Unkn	Total	%
C00	Lip	-	-	-	-	-	-	-	-	-	-	-	-	-	-	-	-	-	-	-
C01-02	Tongue	-	-	-	1	-	-	3	-	5	4	4	1	4	4	3	2	-	31	3.23
C03-06	Mouth	-	-	-	-	-	-	-	2	2	7	8	1	7	5	1	4	-	37	3.85
C07-8	Salivary Gland	-	-	-	-	-	-	-	-	1	1	-	-	-	-	-	-	-	2	0.21
C09	Tonsil	-	1	-	-	-	-	-	-	1	-	-	-	2	-	-	-	-	4	0.42
C10	Oth. Oropharynx	-	-	-	-	-	-	-	-	-	-	1	-	1	-	-	1	-	3	0.31
C11	Nasopharynx	-	-	1	-	-	1	-	-	-	-	-	-	-	-	-	-	-	2	0.21
C12-13	Hypopharynx	-	-	-	-	-	-	-	1	-	1	1	1	-	-	1	-	-	5	0.52
C14	Pharynx Unspecified	-	-	-	-	-	-	-	-	-	-	1	-	-	2	-	-	-	3	0.31
C15	Oesophagus	-	-	-	-	1	-	1	2	9	5	2	5	10	7	5	6	-	53	5.52
C16	Stomach	-	-	-	-	-	1	-	2	2	3	3	2	1	1	1	1	-	17	1.77
C17	Small Intestine	-	-	-	-	-	-	-	-	-	-	-	-	-	-	-	-	-	-	-
C18	Colon	-	-	-	-	-	-	-	1	3	2	2	2	1	5	-	1	-	17	1.77
C19-20	Rectum	-	-	-	-	-	-	-	2	-	1	2	1	1	3	-	-	-	10	1.04
C21	Anus & Anal Canal	-	-	-	-	-	-	-	-	-	-	-	-	1	-	-	-	-	1	0.10
C22	Liver	-	-	-	-	-	-	-	1	2	1	4	2	2	1	1	-	-	14	1.46
C23-24	Gallbladder etc.	-	-	-	-	-	-	-	2	-	-	1	-	1	1	-	-	-	5	0.52
C25	Pancreas	-	-	-	-	-	-	-	1	-	-	2	2	1	-	-	-	-	6	0.63
C30-31	Nose, Sinuses etc.	-	-	-	-	-	-	-	-	-	-	-	-	-	-	1	1	-	2	0.21
C32	Larynx	-	-	-	-	1	1	-	-	1	-	-	1	3	2	1	1	-	11	1.15
C33-34	Lung etc.	-	-	1	1	-	-	-	2	2	5	4	-	6	9	2	3	-	35	3.65
C37-38	Other Thoracic Organs	-	-	-	1	-	-	-	1	-	-	-	-	-	2	2	1	-	7	0.73
C40-41	Bone	-	1	1	-	-	1	-	-	1	-	-	-	-	2	-	-	-	6	0.63
C43	Melanoma of Skin	-	-	-	-	-	-	-	1	-	-	-	-	-	-	-	-	-	1	0.10
C44	Other Skin	-	-	-	-	-	-	-	3	2	1	1	1	3	3	2	1	-	17	1.77
C45	Mesothelioma	-	-	-	-	-	-	-	-	-	-	-	-	-	-	-	-	-	-	-
C46	Kaposi Sarcoma	-	-	-	-	-	-	-	-	-	-	-	-	-	-	-	-	-	-	-
C47+C49	Conn. & Soft Tissue	-	-	-	2	1	1	1	-	-	-	-	-	1	2	-	-	-	8	0.83
C50	Breast	-	-	-	-	2	1	17	19	37	35	42	26	28	22	11	2	-	242	25.21
C51	Vulva	-	-	-	-	-	-	-	-	-	-	-	-	-	-	-	-	-	-	-
C52	Vagina	-	-	-	-	-	-	-	-	-	-	1	1	1	-	-	-	-	3	0.31
C53	Cervix Uteri	-	-	-	-	2	1	3	20	18	27	31	19	33	27	9	6	-	196	20.42
C54	Corpus Uteri	-	-	-	-	-	-	-	-	1	3	2	2	5	2	-	-	-	15	1.56
C55	Uterus Unspecified	-	-	-	-	-	-	-	-	-	-	-	-	-	-	-	-	-	-	-
C56	Ovary etc.	-	-	-	2	4	1	1	5	3	3	11	2	11	3	3	1	-	50	5.21
C57	Other Female Genital	-	-	-	-	-	-	-	-	-	-	-	-	-	-	-	-	-	-	-
C58	Placenta	-	-	-	1	1	-	-	1	-	-	-	-	-	-	-	-	-	3	0.31
C64	Kidney etc.	1	-	-	-	-	1	-	1	1	1	-	-	1	-	-	-	-	6	0.63
C65	Renal Pelvis	-	-	-	-	-	-	-	-	-	-	-	-	-	-	-	-	-	-	-
C66	Ureter	-	-	-	-	-	-	-	-	-	-	-	-	-	-	-	-	-	-	-
C67	Bladder	-	-	-	-	-	-	-	2	-	1	2	1	3	2	-	-	-	11	1.15
C68	Uns. Urinary Organs	-	-	-	-	-	-	-	-	-	-	-	-	-	-	-	-	-	-	-
C69	Eye	1	-	-	-	-	-	-	-	-	-	-	-	-	-	-	-	-	1	0.10
C70-72	Brain, Nervous System	1	-	-	-	1	2	2	2	-	3	1	1	1	-	1	1	-	16	1.67
C73	Thyroid	-	-	-	1	-	1	2	4	-	1	1	-	2	-	-	1	-	13	1.35
C74	Adrenal Gland	-	-	-	-	-	-	-	-	-	-	-	-	-	-	-	-	-	-	-
C77	Sec Lymph Nodes	-	-	-	-	-	-	-	-	-	-	2	-	1	1	-	-	-	4	0.42
C78	Sec Resp & Digestive	-	-	-	-	-	-	-	-	-	1	-	-	-	-	-	-	-	1	0.10
C79	Sec Others	-	-	-	-	-	-	2	-	-	1	-	-	-	-	-	-	-	3	0.31
C81	Hodgkins Disease	1	1	-	-	-	-	-	-	-	1	1	-	-	-	-	-	-	4	0.42
C82-85,C96	NHL	2	-	-	-	-	1	1	-	1	1	2	3	3	2	2	3	-	21	2.19
C90	Multiple Myeloma	-	-	-	-	-	-	-	-	1	-	1	-	1	-	-	-	-	3	0.31
C91	Lymphoid Leuk.	6	3	2	3	2	1	2	-	-	-	1	-	-	-	-	-	-	20	2.08
C92-94	Myeloid Leukaemia	2	-	2	1	5	1	1	-	4	1	2	2	3	2	-	-	-	26	2.71
C95	Leukaemia Uns	-	3	-	-	1	-	-	-	-	-	-	-	1	-	-	-	-	5	0.52
O&U	Other and Uns	1	-	1	-	-	-	1	2	-	5	2	-	2	4	1	1	-	20	2.08
	All Sites	15	9	8	13	21	15	37	77	97	115	138	76	141	114	47	37	-	960	100.00

* O&U includes the Sites (ICD-10: C26, C39, C48, C75, C76, C77, C78, C79, C80, C97)

TABLE AUR-4(a):
Average Annual Age Specific, Crude (CR), Age Adjusted (AAR) (with Standard Error (SE)) and
Truncated (35-64 yrs) (TR) Incidence Rate per 100,000 population: 2005-2008 - Males
Aurangabad

ICD-10	0-4	5-9	10-14	15-19	20-24	25-29	30-34	35-39	40-44	45-49	50-54	55-59	60-64	65-69	70-74	>75	CR	AAR	SE	TR
C00	-	-	-	-	-	-	0.5	1.7	0.7	-	1.5	-	-	-	-	4.7	0.3	0.3	0.14	0.7
C01-02	-	-	-	-	0.5	1.0	3.5	6.3	2.9	4.0	13.1	16.0	7.9	15.3	15.5	9.4	2.6	3.7	0.51	7.7
C03-06	-	-	-	-	0.5	1.0	1.0	4.6	7.2	7.0	8.8	20.6	13.1	25.5	3.9	14.1	2.7	4.2	0.56	9.4
C07-8	-	-	-	-	0.5	-	-	1.1	-	-	-	-	-	-	-	-	0.1	0.1	0.06	0.2
C09	-	-	-	-	-	-	-	-	1.4	-	1.5	2.3	5.2	10.2	3.9	4.7	0.5	0.9	0.28	1.5
C10	-	-	-	-	-	-	0.5	0.6	-	-	-	2.3	2.6	10.2	-	9.4	0.4	0.8	0.25	0.7
C11	-	0.4	-	0.4	0.5	-	0.5	-	-	-	1.5	4.6	2.6	-	-	-	0.3	0.5	0.19	1.2
C12-13	-	-	-	-	-	-	-	0.6	0.7	1.0	2.9	9.2	20.9	10.2	19.4	18.7	1.3	2.6	0.48	4.8
C14	-	-	-	-	-	-	-	-	0.7	1.0	2.9	4.6	-	2.5	-	-	0.3	0.5	0.20	1.4
C15	-	-	-	-	-	1.0	-	1.1	0.7	2.0	14.6	22.9	20.9	22.9	42.6	37.5	2.7	5.1	0.65	8.8
C16	-	-	-	-	-	-	-	1.1	-	2.0	4.4	4.6	13.1	2.5	11.6	9.4	0.9	1.6	0.37	3.6
C17	-	-	-	-	-	-	-	-	-	-	-	-	-	-	-	-	-	-	-	-
C18	-	-	-	-	0.5	1.0	0.5	0.6	2.9	-	5.8	2.3	7.9	10.2	15.5	4.7	1.1	1.8	0.36	2.9
C19-20	-	-	-	0.8	0.5	1.9	-	1.1	0.7	1.0	8.8	13.7	5.2	10.2	19.4	4.7	1.5	2.4	0.43	4.4
C21	-	-	-	-	-	-	0.5	-	0.7	1.0	1.5	-	-	-	-	-	0.2	0.2	0.11	0.6
C22	-	-	-	-	-	-	-	0.6	-	3.0	-	6.9	5.2	12.7	7.8	14.1	0.8	1.5	0.36	2.3
C23-24	-	-	-	-	-	-	-	-	-	2.0	2.9	2.3	5.2	-	-	4.7	0.3	0.7	0.24	1.8
C25	-	-	-	-	-	-	-	0.6	-	-	-	-	5.2	-	3.9	-	0.2	0.3	0.17	0.8
C30-31	-	-	-	0.4	0.5	-	1.0	-	-	-	1.5	-	2.6	-	-	-	0.3	0.3	0.14	0.6
C32	-	-	-	-	-	0.5	-	1.1	1.4	6.0	13.1	16.0	34.0	53.4	50.4	14.1	3.3	6.1	0.71	10.2
C33-34	-	-	-	0.4	-	0.5	1.5	1.7	2.9	10.1	5.8	22.9	49.7	58.5	34.9	42.2	4.1	7.5	0.80	13.1
C37-38	-	-	-	-	-	-	-	1.1	-	-	-	2.3	2.6	-	3.9	-	0.2	0.3	0.17	0.9
C40-41	-	0.8	0.3	1.2	1.4	0.5	1.0	-	0.7	3.0	1.5	2.3	2.6	7.6	-	9.4	1.0	1.3	0.30	1.6
C43	-	-	-	-	-	-	-	-	-	-	-	-	-	-	-	-	-	-	-	-
C44	-	-	-	-	-	0.5	-	-	-	1.0	5.8	6.9	5.2	7.6	7.8	4.7	0.7	1.4	0.33	2.7
C45	-	-	-	-	-	-	-	-	-	-	-	-	-	-	-	-	-	-	-	-
C46	-	-	-	-	-	-	-	-	-	-	-	-	-	-	-	-	-	-	-	-
C47+C49	-	-	-	0.4	-	0.5	-	-	0.7	-	1.5	-	5.2	-	-	-	0.3	0.4	0.18	1.0
C50	-	-	-	-	-	-	-	-	1.4	1.0	2.9	-	-	-	3.9	-	0.3	0.4	0.16	0.9
C60	-	-	-	-	-	-	0.5	0.6	-	-	2.9	4.6	2.6	2.5	7.8	-	0.4	0.7	0.24	1.5
C61	-	-	-	-	-	-	-	0.6	0.7	-	2.9	11.4	10.5	15.3	11.6	37.5	1.3	2.5	0.47	3.5
C62	-	-	-	0.4	-	1.0	1.0	2.3	0.7	2.0	-	2.3	2.6	-	-	-	0.6	0.7	0.20	1.6
C63	-	-	-	-	-	-	-	-	-	1.0	-	-	-	-	-	-	0.0	0.1	0.06	0.2
C64	0.4	-	0.3	-	0.5	-	-	0.6	0.7	-	-	4.6	10.5	7.6	-	-	0.6	1.0	0.29	2.2
C65	-	-	0.3	-	-	-	-	-	-	-	-	-	-	-	-	-	0.0	0.0	0.03	-
C66	-	-	-	-	-	-	-	-	-	-	-	-	-	-	-	-	-	-	-	-
C67	-	-	-	-	-	-	0.5	0.6	1.4	-	1.5	2.3	-	7.6	15.5	14.1	0.7	1.1	0.30	0.9
C68	-	-	-	-	-	-	-	-	-	-	-	-	-	-	-	-	-	-	-	-
C69	-	-	-	-	-	-	-	-	-	-	-	-	-	-	-	-	-	-	-	-
C70-72	0.8	0.8	-	0.4	0.5	1.9	2.0	3.4	1.4	1.0	4.4	4.6	10.5	-	-	4.7	1.4	1.8	0.35	3.8
C73	-	-	-	-	-	-	-	0.6	-	1.0	1.5	-	-	-	-	-	0.1	0.2	0.10	0.5
C74	-	0.4	-	-	-	-	-	-	-	-	-	-	-	-	-	-	0.0	0.0	0.04	-
C77	-	-	-	-	-	-	0.5	-	0.7	1.0	-	4.6	5.2	-	3.9	4.7	0.4	0.7	0.24	1.6
C78	-	-	-	-	-	-	-	0.6	0.7	-	-	-	2.6	-	3.9	4.7	0.2	0.4	0.17	0.6
C79	-	-	-	-	-	-	-	-	-	2.0	2.9	2.3	-	-	3.9	-	0.3	0.4	0.18	1.2
C81	-	-	0.7	-	-	0.5	1.0	-	-	5.0	-	-	-	5.1	-	4.7	0.6	0.7	0.21	1.0
C82-85,C90	6.4	0.4	0.7	1.6	2.3	1.0	1.5	0.6	2.9	3.0	5.8	4.6	5.2	7.6	7.8	4.7	1.7	2.2	0.37	3.5
C90	-	-	-	-	-	-	-	-	-	1.0	-	-	2.6	2.5	-	-	0.1	0.2	0.14	0.5
C91	0.4	1.2	0.3	1.9	0.5	-	-	-	0.7	1.0	2.9	13.7	7.9	-	3.9	-	1.1	1.6	0.35	3.6
C92-94	0.4	0.4	1.0	0.4	1.8	1.0	0.5	1.1	1.4	8.0	7.3	20.6	2.6	5.1	3.9	4.7	1.9	2.7	0.44	6.2
C95	-	1.2	0.3	0.4	-	-	-	0.6	2.2	-	-	-	-	-	-	-	0.4	0.3	0.12	0.5
O&U	0.4	-	-	-	0.5	0.5	-	0.6	2.9	4.0	2.9	16.0	13.1	12.7	7.8	4.7	1.5	2.5	0.45	5.7
All	2.9	5.4	4.0	8.5	10.4	13.9	18.1	35.9	42.3	75.4	137.3	253.9	293.1	325.8	313.9	290.5	39.6	64.9	2.25	122.5

TABLE AUR-4(b):
Average Annual Age Specific, Crude (CR), Age Adjusted (AAR) (with Standard Error(SE)) and
Truncated (35-64 yrs) (TR) Incidence Rate per 100,000 population: 2005-2008 - Females
Aurangabad

ICD-10	0-4	5-9	10-14	15-19	20-24	25-29	30-34	35-39	40-44	45-49	50-54	55-59	60-64	65-69	70-74	>75	CR	AAR	SE	TR
C00	-	-	-	-	-	-	-	-	-	-	-	-	-	-	-	-	-	-	-	-
C01-02	-	-	-	0.5	-	-	1.6	-	4.9	4.9	7.7	2.2	7.7	7.8	10.1	7.3	1.5	2.1	0.39	4.4
C03-06	-	-	-	-	-	-	-	1.3	2.0	8.6	15.5	2.2	13.5	9.7	3.4	14.7	1.7	2.8	0.46	6.8
C07-8	-	-	-	-	-	-	-	-	1.0	1.2	-	-	-	-	-	-	0.1	0.1	0.09	0.4
C09	-	0.4	-	-	-	-	-	-	1.0	-	-	-	3.8	-	-	-	0.2	0.3	0.13	0.7
C10	-	-	-	-	-	-	-	-	-	-	1.9	-	1.9	-	-	3.7	0.1	0.2	0.14	0.6
C11	-	-	0.4	-	-	0.5	-	-	-	-	-	-	-	-	-	-	0.1	0.1	0.05	-
C12-13	-	-	-	-	-	-	-	0.6	-	1.2	1.9	2.2	-	-	3.4	-	0.2	0.4	0.17	0.9
C14	-	-	-	-	-	-	-	-	-	-	1.9	-	-	3.9	-	-	0.1	0.2	0.13	0.3
C15	-	-	-	-	0.5	-	0.5	1.3	8.8	6.2	3.9	10.8	19.2	13.6	16.8	22.0	2.5	3.6	0.51	7.6
C16	-	-	-	-	-	0.5	-	1.3	2.0	3.7	5.8	4.3	1.9	1.9	3.4	3.7	0.8	1.2	0.30	3.1
C17	-	-	-	-	-	-	-	-	-	-	-	-	-	-	-	-	-	-	-	-
C18	-	-	-	-	-	-	-	0.6	2.9	2.5	3.9	4.3	1.9	9.7	-	3.7	0.8	1.2	0.29	2.6
C19-20	-	-	-	-	-	-	-	1.3	-	1.2	3.9	2.2	1.9	5.8	-	-	0.5	0.7	0.22	1.6
C21	-	-	-	-	-	-	-	-	-	-	-	-	1.9	-	-	-	0.0	0.1	0.08	0.2
C22	-	-	-	-	-	-	-	0.6	2.0	1.2	7.7	4.3	3.8	1.9	3.4	-	0.7	1.1	0.29	3.0
C23-24	-	-	-	-	-	-	-	1.3	-	-	1.9	-	1.9	1.9	-	-	0.2	0.3	0.15	0.8
C25	-	-	-	-	-	-	-	0.6	-	-	3.9	4.3	1.9	-	-	-	0.3	0.5	0.20	1.5
C30-31	-	-	-	-	-	-	-	-	-	-	-	-	-	-	3.4	3.7	0.1	0.1	0.10	-
C32	-	-	-	-	0.5	0.5	-	-	1.0	-	-	2.2	5.8	3.9	3.4	3.7	0.5	0.7	0.22	1.2
C33-34	-	-	0.4	0.5	-	-	-	1.3	2.0	6.2	7.7	-	11.5	17.5	6.7	11.0	1.6	2.4	0.41	4.5
C37-38	-	-	-	0.5	-	-	-	0.6	-	-	-	-	-	3.9	6.7	3.7	0.3	0.4	0.16	0.1
C40-41	-	0.4	0.4	-	-	0.5	-	-	1.0	-	-	-	-	3.9	-	-	0.3	0.3	0.12	0.2
C43	-	-	-	-	-	-	-	0.6	-	-	-	-	-	-	-	-	0.0	0.0	0.04	0.1
C44	-	-	-	-	-	-	-	1.9	2.0	1.2	1.9	2.2	5.8	5.8	6.7	3.7	0.8	1.1	0.28	2.3
C45	-	-	-	-	-	-	-	-	-	-	-	-	-	-	-	-	-	-	-	-
C46	-	-	-	-	-	-	-	-	-	-	-	-	-	-	-	-	-	-	-	-
C47+C49	-	-	-	0.9	0.5	0.5	0.5	-	-	-	-	-	1.9	3.9	-	-	0.4	0.4	0.14	0.2
C50	-	-	-	-	0.9	0.5	9.3	11.9	36.1	43.1	81.3	56.0	53.9	42.9	37.0	7.3	11.3	16.8	1.12	44.9
C51	-	-	-	-	-	-	-	-	-	-	-	-	-	-	-	-	-	-	-	-
C52	-	-	-	-	-	-	-	-	-	-	1.9	2.2	1.9	-	-	-	0.1	0.3	0.15	0.8
C53	-	-	-	-	0.9	0.5	1.6	12.5	17.6	33.2	60.0	40.9	63.5	52.6	30.3	22.0	9.2	13.8	1.02	35.4
C54	-	-	-	-	-	-	-	-	1.0	3.7	3.9	4.3	9.6	3.9	-	-	0.7	1.1	0.30	3.3
C55	-	-	-	-	-	-	-	-	-	-	-	-	-	-	-	-	-	-	-	-
C56	-	-	-	0.9	1.8	0.5	0.5	3.1	2.9	3.7	21.3	4.3	21.2	5.8	10.1	3.7	2.3	3.4	0.51	8.6
C57	-	-	-	-	-	-	-	-	-	-	-	-	-	-	-	-	-	-	-	-
C58	-	-	-	0.5	0.5	-	-	0.6	-	-	-	-	-	-	-	-	0.1	0.1	0.07	0.1
C64	0.5	-	-	-	-	0.5	-	0.6	1.0	1.2	-	-	1.9	-	-	-	0.3	0.3	0.14	0.8
C65	-	-	-	-	-	-	-	-	-	-	-	-	-	-	-	-	-	-	-	-
C66	-	-	-	-	-	-	-	-	-	-	-	-	-	-	-	-	-	-	-	-
C67	-	-	-	-	-	-	-	1.3	-	1.2	3.9	2.2	5.8	3.9	-	-	0.5	0.8	0.24	2.1
C68	-	-	-	-	-	-	-	-	-	-	-	-	-	-	-	-	-	-	-	-
C69	0.5	-	-	-	-	-	-	-	-	-	-	-	-	-	-	-	0.0	0.1	0.06	-
C70-72	0.5	-	-	-	0.5	0.9	1.1	1.3	-	3.7	1.9	2.2	1.9	-	3.4	3.7	0.7	0.9	0.25	1.8
C73	-	-	-	0.5	-	0.5	1.1	2.5	-	1.2	1.9	-	3.8	-	-	3.7	0.6	0.7	0.21	1.5
C74	-	-	-	-	-	-	-	-	-	-	-	-	-	-	-	-	-	-	-	-
C77	-	-	-	-	-	-	-	-	-	-	3.9	-	1.9	1.9	-	-	0.2	0.3	0.17	0.9
C78	-	-	-	-	-	-	-	-	-	1.2	-	-	-	-	-	-	0.0	0.1	0.07	0.2
C79	-	-	-	-	-	-	1.1	-	-	1.2	-	-	-	-	-	-	0.1	0.1	0.09	0.2
C81	0.5	0.4	-	-	-	-	-	-	-	1.2	1.9	-	-	-	-	-	0.2	0.3	0.14	0.6
C82-85,C91	6.0	-	-	-	-	0.5	0.5	-	1.0	1.2	3.9	6.5	5.8	3.9	6.7	11.0	1.0	1.5	0.33	2.6
C90	-	-	-	-	-	-	-	-	1.0	-	1.9	-	1.9	-	-	-	0.1	0.2	0.14	0.7
C91	2.9	1.3	0.8	1.4	0.9	0.5	1.1	-	-	-	1.9	-	-	-	-	-	0.9	1.0	0.22	0.3
C92-94	1.0	-	0.8	0.5	2.3	0.5	0.5	-	3.9	1.2	3.9	4.3	5.8	3.9	-	-	1.2	1.5	0.31	2.9
C95	-	1.3	-	-	0.5	-	-	-	-	-	-	-	1.9	-	-	-	0.2	0.2	0.11	0.2
O&U	0.5	-	0.4	-	-	-	0.5	1.3	-	6.2	3.9	-	3.8	7.8	3.4	3.7	0.9	1.3	0.30	2.6
All	7.4	3.9	3.0	6.1	9.6	6.8	20.3	48.2	94.6	141.6	267.0	163.7	271.2	222.2	158.2	135.8	45.0	65.0	2.18	154.2

**TABLE AUR-5(a): Number (#) and Proportion (%) of Cancers by Site (ICD-10) and Method of Diagnosis: 2005-2008 - Males
Aurangabad**

ICD-10	Site	Clinical		Microscopic		X-Ray / Imaging		DCO		Others		Unknown		Total	
		#	%	#	%	#	%	#	%	#	%	#	%	#	%
C00	Lip	-	-	7	100	-	-	-	-	-	-	-	-	7	100
C01-02	Tongue	-	-	59	98.3	-	-	1	1.7	-	-	-	-	60	100
C03-06	Mouth	1	1.6	62	96.9	-	-	1	1.6	-	-	-	-	64	100
C07-8	Salivary Gland	2	66.7	1	33.3	-	-	-	-	-	-	-	-	3	100
C09	Tonsil	-	-	11	91.7	-	-	1	8.3	-	-	-	-	12	100
C10	Oth. Oropharynx	-	-	10	100	-	-	-	-	-	-	-	-	10	100
C11	Nasopharynx	-	-	8	100	-	-	-	-	-	-	-	-	8	100
C12-13	Hypopharynx	-	-	30	100	-	-	-	-	-	-	-	-	30	100
C14	Pharynx Unspecified	-	-	6	85.7	-	-	1	14.3	-	-	-	-	7	100
C15	Oesophagus	-	-	61	96.8	-	-	2	3.2	-	-	-	-	63	100
C16	Stomach	-	-	19	95	-	-	1	5	-	-	-	-	20	100
C17	Small Intestine	-	-	-	-	-	-	-	-	-	-	-	-	-	-
C18	Colon	1	3.8	25	96.2	-	-	-	-	-	-	-	-	26	100
C19-20	Rectum	1	2.9	34	97.1	-	-	-	-	-	-	-	-	35	100
C21	Anus & Anal Canal	1	25	3	75	-	-	-	-	-	-	-	-	4	100
C22	Liver	1	5.3	18	94.7	-	-	-	-	-	-	-	-	19	100
C23-24	Gallbladder etc.	-	-	8	100	-	-	-	-	-	-	-	-	8	100
C25	Pancreas	1	25	2	50	-	-	1	25	-	-	-	-	4	100
C30-31	Nose, Sinuses etc.	1	16.7	5	83.3	-	-	-	-	-	-	-	-	6	100
C32	Larynx	-	-	75	97.4	-	-	2	2.6	-	-	-	-	77	100
C33-34	Lung etc.	20	20.8	56	58.3	-	-	20	20.8	-	-	-	-	96	100
C37-38	Other Thoracic Organs	2	40	3	60	-	-	-	-	-	-	-	-	5	100
C40-41	Bone	-	-	24	100	-	-	-	-	-	-	-	-	24	100
C43	Melanoma of Skin	-	-	-	-	-	-	-	-	-	-	-	-	-	-
C44	Other Skin	-	-	17	100	-	-	-	-	-	-	-	-	17	100
C45	Mesothelioma	-	-	-	-	-	-	-	-	-	-	-	-	-	-
C46	Kaposi Sarcoma	-	-	-	-	-	-	-	-	-	-	-	-	-	-
C47+C49	Conn. & Soft Tissue	-	-	6	100	-	-	-	-	-	-	-	-	6	100
C50	Breast	-	-	6	100	-	-	-	-	-	-	-	-	6	100
C60	Penis	-	-	10	100	-	-	-	-	-	-	-	-	10	100
C61	Prostate	2	6.7	26	86.7	-	-	2	6.7	-	-	-	-	30	100
C62	Testis	2	14.3	12	85.7	-	-	-	-	-	-	-	-	14	100
C63	Other Male Genital	-	-	1	100	-	-	-	-	-	-	-	-	1	100
C64	Kidney etc.	-	-	14	100	-	-	-	-	-	-	-	-	14	100
C65	Renal Pelvis	-	-	-	-	-	-	1	100	-	-	-	-	1	100
C66	Ureter	-	-	-	-	-	-	-	-	-	-	-	-	-	-
C67	Bladder	-	-	15	93.8	-	-	1	6.3	-	-	-	-	16	100
C68	Uns. Urinary Organs	-	-	-	-	-	-	-	-	-	-	-	-	-	-
C69	Eye	-	-	-	-	-	-	-	-	-	-	-	-	-	-
C70-72	Brain, Nervous System	-	-	32	97	-	-	1	3	-	-	-	-	33	100
C73	Thyroid	-	-	3	100	-	-	-	-	-	-	-	-	3	100
C74	Adrenal Gland	-	-	1	100	-	-	-	-	-	-	-	-	1	100
C77	Sec Lymph Nodes	2	22.2	5	55.6	-	-	2	22.2	-	-	-	-	9	100
C78	Sec Resp & Digestive	-	-	1	20	-	-	4	80	-	-	-	-	5	100
C79	Sec Others	2	33.3	3	50	-	-	1	16.7	-	-	-	-	6	100
C81	Hodgkins Disease	-	-	13	100	-	-	-	-	-	-	-	-	13	100
C82-85,C96	NHL	-	-	40	100	-	-	-	-	-	-	-	-	40	100
C90	Multiple Myeloma	-	-	3	100	-	-	-	-	-	-	-	-	3	100
C91	Lymphoid Leuk.	-	-	25	100	-	-	-	-	-	-	-	-	25	100
C92-94	Myeloid Leukaemia	-	-	44	100	-	-	-	-	-	-	-	-	44	100
C95	Leukaemia Uns	-	-	9	100	-	-	-	-	-	-	-	-	9	100
O&U	Other and Uns	5	14.7	21	61.8	-	-	8	23.5	-	-	-	-	34	100
	All Sites	44	4.7	834	89.9	-	-	50	5.4	-	-	-	-	928	100

TABLE AUR-5(b): Number (#) and Proportion (%) of Cancers by Site (ICD-10) and Method of Diagnosis : 2005-2008 - Females
Aurangabad

ICD-10	Site	Clinical		Microscopic		X-Ray / Imaging		DCO		Others		Unknown		Total	
		#	%	#	%	#	%	#	%	#	%	#	%	#	%
C00	Lip	-	-	-	-	-	-	-	-	-	-	-	-	-	-
C01-02	Tongue	1	3.2	29	93.5	-	-	1	3.2	-	-	-	-	31	100
C03-06	Mouth	-	-	36	97.3	-	-	1	2.7	-	-	-	-	37	100
C07-8	Salivary Gland	-	-	2	100	-	-	-	-	-	-	-	-	2	100
C09	Tonsil	-	-	4	100	-	-	-	-	-	-	-	-	4	100
C10	Oth. Oropharynx	-	-	2	66.7	-	-	1	33.3	-	-	-	-	3	100
C11	Nasopharynx	-	-	2	100	-	-	-	-	-	-	-	-	2	100
C12-13	Hypopharynx	-	-	5	100	-	-	-	-	-	-	-	-	5	100
C14	Pharynx Unspecified	-	-	3	100	-	-	-	-	-	-	-	-	3	100
C15	Oesophagus	-	-	51	96.2	-	-	2	3.8	-	-	-	-	53	100
C16	Stomach	1	5.9	16	94.1	-	-	-	-	-	-	-	-	17	100
C17	Small Intestine	-	-	-	-	-	-	-	-	-	-	-	-	-	-
C18	Colon	1	5.9	16	94.1	-	-	-	-	-	-	-	-	17	100
C19-20	Rectum	-	-	9	90	-	-	1	10	-	-	-	-	10	100
C21	Anus & Anal Canal	-	-	1	100	-	-	-	-	-	-	-	-	1	100
C22	Liver	-	-	14	100	-	-	-	-	-	-	-	-	14	100
C23-24	Gallbladder etc.	1	20	4	80	-	-	-	-	-	-	-	-	5	100
C25	Pancreas	2	33.3	3	50	-	-	1	16.7	-	-	-	-	6	100
C30-31	Nose, Sinuses etc.	-	-	2	100	-	-	-	-	-	-	-	-	2	100
C32	Larynx	-	-	11	100	-	-	-	-	-	-	-	-	11	100
C33-34	Lung etc.	13	37.1	18	51.4	-	-	4	11.4	-	-	-	-	35	100
C37-38	Other Thoracic Organs	3	42.9	4	57.1	-	-	-	-	-	-	-	-	7	100
C40-41	Bone	-	-	6	100	-	-	-	-	-	-	-	-	6	100
C43	Melanoma of Skin	-	-	1	100	-	-	-	-	-	-	-	-	1	100
C44	Other Skin	-	-	17	100	-	-	-	-	-	-	-	-	17	100
C45	Mesothelioma	-	-	-	-	-	-	-	-	-	-	-	-	-	-
C46	Kaposi Sarcoma	-	-	-	-	-	-	-	-	-	-	-	-	-	-
C47+C49	Conn. & Soft Tissue	-	-	8	100	-	-	-	-	-	-	-	-	8	100
C50	Breast	2	0.8	236	97.5	-	-	4	1.7	-	-	-	-	242	100
C51	Vulva	-	-	-	-	-	-	-	-	-	-	-	-	-	-
C52	Vagina	-	-	3	100	-	-	-	-	-	-	-	-	3	100
C53	Cervix Uteri	1	0.5	191	97.4	-	-	4	2	-	-	-	-	196	100
C54	Corpus Uteri	-	-	14	93.3	-	-	1	6.7	-	-	-	-	15	100
C55	Uterus Unspecified	-	-	-	-	-	-	-	-	-	-	-	-	-	-
C56	Ovary etc.	2	4	47	94	-	-	1	2	-	-	-	-	50	100
C57	Other Female Genital	-	-	-	-	-	-	-	-	-	-	-	-	-	-
C58	Placenta	-	-	3	100	-	-	-	-	-	-	-	-	3	100
C64	Kidney etc.	-	-	6	100	-	-	-	-	-	-	-	-	6	100
C65	Renal Pelvis	-	-	-	-	-	-	-	-	-	-	-	-	-	-
C66	Ureter	-	-	-	-	-	-	-	-	-	-	-	-	-	-
C67	Bladder	-	-	10	90.9	-	-	1	9.1	-	-	-	-	11	100
C68	Uns. Urinary Organs	-	-	-	-	-	-	-	-	-	-	-	-	-	-
C69	Eye	-	-	1	100	-	-	-	-	-	-	-	-	1	100
C70-72	Brain, Nervous System	1	6.3	13	81.3	-	-	2	12.5	-	-	-	-	16	100
C73	Thyroid	-	-	12	92.3	-	-	1	7.7	-	-	-	-	13	100
C74	Adrenal Gland	-	-	-	-	-	-	-	-	-	-	-	-	-	-
C77	Sec Lymph Nodes	1	25	1	25	-	-	2	50	-	-	-	-	4	100
C78	Sec Resp & Digestive	-	-	1	100	-	-	-	-	-	-	-	-	1	100
C79	Sec Others	1	33.3	2	66.7	-	-	-	-	-	-	-	-	3	100
C81	Hodgkins Disease	-	-	4	100	-	-	-	-	-	-	-	-	4	100
C82-85,C96	NHL	-	-	21	100	-	-	-	-	-	-	-	-	21	100
C90	Multiple Myeloma	-	-	3	100	-	-	-	-	-	-	-	-	3	100
C91	Lymphoid Leuk.	-	-	20	100	-	-	-	-	-	-	-	-	20	100
C92-94	Myeloid Leukaemia	-	-	26	100	-	-	-	-	-	-	-	-	26	100
C95	Leukaemia Uns	-	-	5	100	-	-	-	-	-	-	-	-	5	100
O&U	Other and Uns	4	20	11	55	-	-	5	25	-	-	-	-	20	100
	All Sites	34	3.5	894	93.1	-	-	32	3.3	-	-	-	-	960	100

TABLE AUR-6(a): Number (#) and Proportion (%) of Cancers by Site (ICD-10) and Detailed Microscopic Diagnosis: 2005-2008 - Males - Aurangabad

ICD-10	Site	Pri. Hist		Sec. Hist		Cytology		Blood Film		Bone Marrow		Others		Total	
		#	%	#	%	#	%	#	%	#	%	#	%	#	%
C00	Lip	7	100.0	-	-	-	-	-	-	-	-	-	-	7	100.0
C01-02	Tongue	59	98.3	-	-	-	-	-	-	-	-	1	1.7	60	100.0
C03-06	Mouth	62	96.9	-	-	-	-	-	-	-	-	2	3.1	64	100.0
C07-8	Salivary Gland	1	33.3	-	-	-	-	-	-	-	-	2	66.7	3	100.0
C09	Tonsil	11	91.7	-	-	-	-	-	-	-	-	1	8.3	12	100.0
C10	Oth. Oropharynx	10	100.0	-	-	-	-	-	-	-	-	-	-	10	100.0
C11	Nasopharynx	8	100.0	-	-	-	-	-	-	-	-	-	-	8	100.0
C12-13	Hypopharynx	30	100.0	-	-	-	-	-	-	-	-	-	-	30	100.0
C14	Pharynx Unspecified	6	85.7	-	-	-	-	-	-	-	-	1	14.3	7	100.0
C15	Oesophagus	61	96.8	-	-	-	-	-	-	-	-	2	3.2	63	100.0
C16	Stomach	19	95.0	-	-	-	-	-	-	-	-	1	5.0	20	100.0
C17	Small Intestine	-	-	-	-	-	-	-	-	-	-	-	-	-	-
C18	Colon	25	96.2	-	-	-	-	-	-	-	-	1	3.8	26	100.0
C19-20	Rectum	34	97.1	-	-	-	-	-	-	-	-	1	2.9	35	100.0
C21	Anus & Anal Canal	3	75.0	-	-	-	-	-	-	-	-	1	25.0	4	100.0
C22	Liver	18	94.7	-	-	-	-	-	-	-	-	1	5.3	19	100.0
C23-24	Gallbladder etc.	8	100.0	-	-	-	-	-	-	-	-	-	-	8	100.0
C25	Pancreas	2	50.0	-	-	-	-	-	-	-	-	2	50.0	4	100.0
C30-31	Nose, Sinuses etc.	5	83.3	-	-	-	-	-	-	-	-	1	16.7	6	100.0
C32	Larynx	75	97.4	-	-	-	-	-	-	-	-	2	2.6	77	100.0
C33-34	Lung etc.	55	57.3	1	1.0	-	-	-	-	-	-	40	41.7	96	100.0
C37-38	Other Thoracic Organs	3	60.0	-	-	-	-	-	-	-	-	2	40.0	5	100.0
C40-41	Bone	24	100.0	-	-	-	-	-	-	-	-	-	-	24	100.0
C43	Melanoma of Skin	-	-	-	-	-	-	-	-	-	-	-	-	-	-
C44	Other Skin	17	100.0	-	-	-	-	-	-	-	-	-	-	17	100.0
C45	Mesothelioma	-	-	-	-	-	-	-	-	-	-	-	-	-	-
C46	Kaposi Sarcoma	-	-	-	-	-	-	-	-	-	-	-	-	-	-
C47+C49	Conn. & Soft Tissue	6	100.0	-	-	-	-	-	-	-	-	-	-	6	100.0
C50	Breast	6	100.0	-	-	-	-	-	-	-	-	-	-	6	100.0
C60	Penis	10	100.0	-	-	-	-	-	-	-	-	-	-	10	100.0
C61	Prostate	26	86.7	-	-	-	-	-	-	-	-	4	13.3	30	100.0
C62	Testis	12	85.7	-	-	-	-	-	-	-	-	2	14.3	14	100.0
C63	Other Male Genital	1	100.0	-	-	-	-	-	-	-	-	-	-	1	100.0
C64	Kidney etc.	14	100.0	-	-	-	-	-	-	-	-	-	-	14	100.0
C65	Renal Pelvis	-	-	-	-	-	-	-	-	-	-	1	100.0	1	100.0
C66	Ureter	-	-	-	-	-	-	-	-	-	-	-	-	-	-
C67	Bladder	15	93.8	-	-	-	-	-	-	-	-	1	6.3	16	100.0
C68	Uns. Urinary Organs	-	-	-	-	-	-	-	-	-	-	-	-	-	-
C69	Eye	-	-	-	-	-	-	-	-	-	-	-	-	-	-
C70-72	Brain, Nervous System	32	97.0	-	-	-	-	-	-	-	-	1	3.0	33	100.0
C73	Thyroid	3	100.0	-	-	-	-	-	-	-	-	-	-	3	100.0
C74	Adrenal Gland	1	100.0	-	-	-	-	-	-	-	-	-	-	1	100.0
C77	Sec Lymph Nodes	-	-	5	55.6	-	-	-	-	-	-	4	44.4	9	100.0
C78	Sec Resp & Digestive	-	-	1	20.0	-	-	-	-	-	-	4	80.0	5	100.0
C79	Sec Others	-	-	3	50.0	-	-	-	-	-	-	3	50.0	6	100.0
C81	Hodgkins Disease	13	100.0	-	-	-	-	-	-	-	-	-	-	13	100.0
C82-85,C96	NHL	38	95.0	-	-	-	-	2	5.0	-	-	-	-	40	100.0
C90	Multiple Myeloma	2	66.7	-	-	-	-	-	-	1	33.3	-	-	3	100.0
C91	Lymphoid Leuk.	2	8.0	-	-	-	-	-	-	23	92.0	-	-	25	100.0
C92-94	Myeloid Leukaemia	-	-	-	-	-	-	2	4.5	42	95.5	-	-	44	100.0
C95	Leukaemia Uns	-	-	-	-	-	-	2	22.2	7	77.8	-	-	9	100.0
O&U	Other and Uns	18	52.9	3	8.8	-	-	-	-	-	-	13	38.2	34	100.0
	All Sites	742	80.0	13	1.4	-	-	6	0.6	73	7.9	94	10.1	928	100.0

TABLE AUR-6(b): Number (#) and Proportion (%) of Cancers by Site (ICD-10) and Detailed Microscopic Diagnosis: 2005-2008 - Females - Aurangabad

ICD-10	Site	Pri. Hist		Sec. Hist		Cytology		Blood Film		Bone Marrow		Others		Total	
		#	%	#	%	#	%	#	%	#	%	#	%	#	%
C00	Lip	-	-	-	-	-	-	-	-	-	-	-	-	-	-
C01-02	Tongue	29	93.5	-	-	-	-	-	-	-	-	2	6.5	31	100.0
C03-06	Mouth	36	97.3	-	-	-	-	-	-	-	-	1	2.7	37	100.0
C07-8	Salivary Gland	2	100.0	-	-	-	-	-	-	-	-	-	-	2	100.0
C09	Tonsil	4	100.0	-	-	-	-	-	-	-	-	-	-	4	100.0
C10	Oth. Oropharynx	2	66.7	-	-	-	-	-	-	-	-	1	33.3	3	100.0
C11	Nasopharynx	2	100.0	-	-	-	-	-	-	-	-	-	-	2	100.0
C12-13	Hypopharynx	5	100.0	-	-	-	-	-	-	-	-	-	-	5	100.0
C14	Pharynx Unspecified	3	100.0	-	-	-	-	-	-	-	-	-	-	3	100.0
C15	Oesophagus	51	96.2	-	-	-	-	-	-	-	-	2	3.8	53	100.0
C16	Stomach	16	94.1	-	-	-	-	-	-	-	-	1	5.9	17	100.0
C17	Small Intestine	-	-	-	-	-	-	-	-	-	-	-	-	-	-
C18	Colon	16	94.1	-	-	-	-	-	-	-	-	1	5.9	17	100.0
C19-20	Rectum	9	90.0	-	-	-	-	-	-	-	-	1	10.0	10	100.0
C21	Anus & Anal Canal	1	100.0	-	-	-	-	-	-	-	-	-	-	1	100.0
C22	Liver	14	100.0	-	-	-	-	-	-	-	-	-	-	14	100.0
C23-24	Gallbladder etc.	4	80.0	-	-	-	-	-	-	-	-	1	20.0	5	100.0
C25	Pancreas	3	50.0	-	-	-	-	-	-	-	-	3	50.0	6	100.0
C30-31	Nose, Sinuses etc.	2	100.0	-	-	-	-	-	-	-	-	-	-	2	100.0
C32	Larynx	11	100.0	-	-	-	-	-	-	-	-	-	-	11	100.0
C33-34	Lung etc.	18	51.4	-	-	-	-	-	-	-	-	17	48.6	35	100.0
C37-38	Other Thoracic Organs	4	57.1	-	-	-	-	-	-	-	-	3	42.9	7	100.0
C40-41	Bone	6	100.0	-	-	-	-	-	-	-	-	-	-	6	100.0
C43	Melanoma of Skin	1	100.0	-	-	-	-	-	-	-	-	-	-	1	100.0
C44	Other Skin	17	100.0	-	-	-	-	-	-	-	-	-	-	17	100.0
C45	Mesothelioma	-	-	-	-	-	-	-	-	-	-	-	-	-	-
C46	Kaposi Sarcoma	-	-	-	-	-	-	-	-	-	-	-	-	-	-
C47 + C49	Conn. & Soft Tissue	8	100.0	-	-	-	-	-	-	-	-	-	-	8	100.0
C50	Breast	236	97.5	-	-	-	-	-	-	-	-	6	2.5	242	100.0
C51	Vulva	-	-	-	-	-	-	-	-	-	-	-	-	-	-
C52	Vagina	3	100.0	-	-	-	-	-	-	-	-	-	-	3	100.0
C53	Cervix Uteri	190	96.9	-	-	1	0.5	-	-	-	-	5	2.6	196	100.0
C54	Corpus Uteri	14	93.3	-	-	-	-	-	-	-	-	1	6.7	15	100.0
C55	Uterus Unspecified	-	-	-	-	-	-	-	-	-	-	-	-	-	-
C56	Ovary etc.	47	94.0	-	-	-	-	-	-	-	-	3	6.0	50	100.0
C57	Other Female Genital	-	-	-	-	-	-	-	-	-	-	-	-	-	-
C58	Placenta	3	100.0	-	-	-	-	-	-	-	-	-	-	3	100.0
C64	Kidney etc.	6	100.0	-	-	-	-	-	-	-	-	-	-	6	100.0
C65	Renal Pelvis	-	-	-	-	-	-	-	-	-	-	-	-	-	-
C66	Ureter	-	-	-	-	-	-	-	-	-	-	-	-	-	-
C67	Bladder	10	90.9	-	-	-	-	-	-	-	-	1	9.1	11	100.0
C68	Uns. Urinary Organs	-	-	-	-	-	-	-	-	-	-	-	-	-	-
C69	Eye	1	100.0	-	-	-	-	-	-	-	-	-	-	1	100.0
C70-72	Brain, Nervous System	13	81.3	-	-	-	-	-	-	-	-	3	18.8	16	100.0
C73	Thyroid	12	92.3	-	-	-	-	-	-	-	-	1	7.7	13	100.0
C74	Adrenal Gland	-	-	-	-	-	-	-	-	-	-	-	-	-	-
C77	Sec Lymph Nodes	-	-	1	25.0	-	-	-	-	-	-	3	75.0	4	100.0
C78	Sec Resp & Digestive	-	-	1	100.0	-	-	-	-	-	-	-	-	1	100.0
C79	Sec Others	-	-	2	66.7	-	-	-	-	-	-	1	33.3	3	100.0
C81	Hodgkins Disease	3	75.0	-	-	-	-	1	25.0	-	-	-	-	4	100.0
C82-85,C96	NHL	19	90.5	-	-	-	-	1	4.8	1	4.8	-	-	21	100.0
C90	Multiple Myeloma	-	-	-	-	-	-	-	-	3	100.0	-	-	3	100.0
C91	Lymphoid Leuk.	-	-	-	-	-	-	2	10.0	18	90.0	-	-	20	100.0
C92-94	Myeloid Leukaemia	1	3.8	-	-	-	-	-	-	25	96.2	-	-	26	100.0
C95	Leukaemia Uns	-	-	-	-	-	-	1	20.0	4	80.0	-	-	5	100.0
O&U	Other and Uns	10	50.0	1	5.0	-	-	-	-	-	-	9	45.0	20	100.0
	All Sites	832	86.7	5	0.5	1	0.1	5	0.5	51	5.3	66	6.9	960	100.0

**TABLE AUR-7 (a): Number of Cancer Deaths by Five Year Age Group and Site (ICD-10):
2005-2008 – Males**

%= Relative Proportion of Cancers of All Sites.

Aurangabad

ICD-10	Site	0-4	5-9	10-14	15-19	20-24	25-29	30-34	35-39	40-44	45-49	50-54	55-59	60-64	65-69	70-74	75+	Unkn	Total	%
C00	Lip	-	-	-	-	-	-	-	-	-	-	-	-	-	-	-	-	-	-	-
C01-02	Tongue	-	-	-	-	-	-	-	2	1	-	1	-	-	-	-	2	-	6	3.37
C03-06	Mouth	-	-	-	-	-	-	-	1	1	1	-	1	1	-	-	1	-	6	3.37
C07-8	Salivary Gland	-	-	-	-	-	-	-	-	-	-	-	-	-	-	-	-	-	-	-
C09	Tonsil	-	-	-	-	-	-	-	-	-	-	-	-	-	1	-	-	-	1	0.56
C10	Oth. Oropharynx	-	-	-	-	-	-	-	-	-	-	-	-	-	-	-	-	-	-	-
C11	Nasopharynx	-	-	-	-	-	-	-	-	-	-	-	1	-	-	-	-	-	1	0.56
C12-13	Hypopharynx	-	-	-	-	-	-	-	-	1	-	1	-	1	-	-	-	-	3	1.69
C14	Pharynx Unspecified	-	-	-	-	-	-	-	-	-	-	-	1	-	-	-	-	-	1	0.56
C15	Oesophagus	-	-	-	-	-	-	-	-	-	-	1	2	3	2	-	1	-	9	5.06
C16	Stomach	-	-	-	-	-	-	-	1	-	-	-	1	1	-	-	-	-	3	1.69
C17	Small Intestine	-	-	-	-	-	-	-	-	-	-	-	-	-	-	-	-	-	-	-
C18	Colon	-	-	-	-	-	-	-	-	-	-	1	-	2	-	2	-	-	5	2.81
C19-20	Rectum	-	-	-	-	-	1	-	-	-	-	2	1	-	1	1	-	-	6	3.37
C21	Anus & Anal Canal	-	-	-	-	-	-	1	-	-	-	-	-	-	-	-	-	-	1	0.56
C22	Liver	-	-	-	-	-	-	-	1	-	-	-	1	-	1	1	-	-	4	2.25
C23-24	Gallbladder etc.	-	-	-	-	-	-	-	-	-	1	2	-	-	-	-	-	-	3	1.69
C25	Pancreas	-	-	-	-	-	-	-	-	-	-	-	-	2	-	-	-	-	2	1.12
C30-31	Nose, Sinuses etc.	-	-	-	-	-	-	-	-	-	-	-	-	-	-	-	-	-	-	-
C32	Larynx	-	-	-	-	-	-	-	-	1	-	-	-	-	-	1	2	-	4	2.25
C33-34	Lung etc.	-	-	-	-	-	1	2	2	-	5	-	2	8	8	4	6	-	38	21.35
C37-38	Other Thoracic Organs	-	-	-	-	-	-	-	-	-	-	-	-	-	-	1	-	-	1	0.56
C40-41	Bone	-	-	-	1	1	-	1	-	-	-	-	-	-	-	-	1	-	4	2.25
C43	Melanoma of Skin	-	-	-	-	-	-	-	-	-	-	-	-	-	-	-	-	-	-	-
C44	Other Skin	-	-	-	-	-	-	-	-	-	-	-	1	-	-	-	-	-	1	0.56
C45	Mesothelioma	-	-	-	-	-	-	-	-	-	-	-	-	-	-	-	-	-	-	-
C46	Kaposi Sarcoma	-	-	-	-	-	-	-	-	-	-	-	-	-	-	-	-	-	-	-
C47+C49	Conn. & Soft Tissue	-	-	-	-	-	-	-	-	-	-	-	-	-	-	-	-	-	-	-
C50	Breast	-	-	-	-	-	-	-	-	1	-	-	-	-	-	-	-	-	1	0.56
C60	Penis	-	-	-	-	-	-	-	-	-	-	-	-	-	-	1	-	-	1	0.56
C61	Prostate	-	-	-	-	-	-	-	-	1	-	-	-	-	-	1	1	-	3	1.69
C62	Testis	-	-	-	-	-	-	-	-	-	-	-	-	-	-	-	-	-	-	-
C63	Other Male Genital	-	-	-	-	-	-	-	-	-	-	-	-	-	-	-	-	-	-	-
C64	Kidney etc.	-	-	-	-	-	-	-	-	-	-	-	1	1	1	-	-	-	3	1.69
C65	Renal Pelvis	-	-	1	-	-	-	-	-	-	-	-	-	-	-	-	-	-	1	0.56
C66	Ureter	-	-	-	-	-	-	-	-	-	-	-	-	-	-	-	-	-	-	-
C67	Bladder	-	-	-	-	-	-	-	-	2	-	-	-	-	1	1	-	-	4	2.25
C68	Uns. Urinary Organs	-	-	-	-	-	-	-	-	-	-	-	-	-	-	-	-	-	-	-
C69	Eye	-	-	-	-	-	-	-	-	-	-	-	-	-	-	-	-	-	-	-
C70-72	Brain, Nervous System	-	-	-	-	-	-	1	-	1	-	-	-	1	-	-	-	-	3	1.69
C73	Thyroid	-	-	-	-	-	-	-	-	-	1	1	-	-	-	-	-	-	2	1.12
C74	Adrenal Gland	-	-	-	-	-	-	-	-	-	-	-	-	-	-	-	-	-	-	-
C77	Sec Lymph Nodes	-	-	-	-	-	-	-	-	-	-	-	-	1	-	-	1	-	2	1.12
C78	Sec Resp & Digestive	-	-	-	-	-	-	-	-	1	-	-	-	1	-	1	1	-	4	2.25
C79	Sec Others	-	-	-	-	-	-	-	-	-	1	-	-	-	-	-	-	-	1	0.56
C81	Hodgkins Disease	-	-	-	-	-	-	-	-	-	-	-	-	-	-	-	-	-	-	-
C82-85,C96	NHL	-	-	1	-	-	-	-	-	2	-	2	-	1	-	2	-	-	8	4.49
C90	Multiple Myeloma	-	-	-	-	-	-	-	-	-	-	-	-	-	-	-	-	-	-	-
C91	Lymphoid Leuk.	-	-	-	2	1	-	-	-	1	1	1	5	1	-	-	-	-	12	6.74
C92-94	Myeloid Leukaemia	1	-	-	-	2	-	-	-	2	3	1	2	1	1	-	1	-	14	7.87
C95	Leukaemia Uns	-	2	1	1	-	-	-	1	4	-	-	-	-	-	-	-	-	9	5.06
O&U	Other and Uns	-	-	-	-	-	-	-	1	3	3	1	1	1	-	-	1	-	11	6.18
	All Sites	1	2	3	4	4	2	5	9	22	16	14	20	26	16	16	18	-	178	100.00

**TABLE AUR-7 (b): Number of Cancer Deaths by Five Year Age Group and Site (ICD-10):
2005-2008 – Females**

%= Relative Proportion of Cancers of All Sites.

Aurangabad

ICD-10	Site	0-4	5-9	10-14	15-19	20-24	25-29	30-34	35-39	40-44	45-49	50-54	55-59	60-64	65-69	70-74	75+	Unkn	Total	%
C00	Lip	-	-	-	-	-	-	-	-	-	-	-	-	-	-	-	-	-	-	-
C01-02	Tongue	-	-	-	1	-	-	-	-	-	-	-	-	-	-	-	-	-	1	0.83
C03-06	Mouth	-	-	-	-	-	-	-	1	-	2	-	-	1	1	1	-	-	6	4.96
C07-8	Salivary Gland	-	-	-	-	-	-	-	-	-	-	-	-	-	-	-	-	-	-	-
C09	Tonsil	-	-	-	-	-	-	-	-	-	-	-	-	-	-	-	-	-	-	-
C10	Oth. Oropharynx	-	-	-	-	-	-	-	-	-	-	1	-	-	-	-	1	-	2	1.65
C11	Nasopharynx	-	-	-	-	-	-	-	-	-	-	-	-	-	-	-	-	-	-	-
C12-13	Hypopharynx	-	-	-	-	-	-	-	-	-	-	-	-	-	-	-	-	-	-	-
C14	Pharynx Unspecified	-	-	-	-	-	-	-	-	-	-	-	-	-	-	-	-	-	-	-
C15	Oesophagus	-	-	-	-	-	-	-	-	1	1	-	-	3	-	-	2	-	7	5.79
C16	Stomach	-	-	-	-	-	-	-	-	-	1	-	-	-	-	-	-	-	1	0.83
C17	Small Intestine	-	-	-	-	-	-	-	-	-	-	-	-	-	-	-	-	-	-	-
C18	Colon	-	-	-	-	-	-	-	-	-	1	1	-	-	1	-	1	-	4	3.31
C19-20	Rectum	-	-	-	-	-	-	-	1	-	-	-	-	-	-	-	-	-	1	0.83
C21	Anus & Anal Canal	-	-	-	-	-	-	-	-	-	-	-	-	-	-	-	-	-	-	-
C22	Liver	-	-	-	-	-	-	-	-	-	-	1	1	-	-	1	-	-	3	2.48
C23-24	Gallbladder etc.	-	-	-	-	-	-	-	2	-	-	-	-	1	-	-	-	-	3	2.48
C25	Pancreas	-	-	-	-	-	-	-	-	-	-	1	-	-	-	-	-	-	1	0.83
C30-31	Nose, Sinuses etc.	-	-	-	-	-	-	-	-	-	-	-	-	-	-	-	-	-	-	-
C32	Larynx	-	-	-	-	-	-	-	-	1	-	-	-	-	-	-	-	-	1	0.83
C33-34	Lung etc.	-	-	1	2	-	-	-	1	1	1	1	-	1	2	-	1	-	11	9.09
C37-38	Other Thoracic Organs	-	-	-	-	-	-	-	-	-	-	-	-	-	-	-	-	-	-	-
C40-41	Bone	-	-	-	-	-	-	-	-	-	-	-	-	-	-	-	-	-	-	-
C43	Melanoma of Skin	-	-	-	-	-	-	-	-	-	-	-	-	-	-	-	-	-	-	-
C44	Other Skin	-	-	-	-	-	-	-	-	-	-	-	-	-	1	-	-	-	1	0.83
C45	Mesothelioma	-	-	-	-	-	-	-	-	-	-	-	-	-	-	-	-	-	-	-
C46	Kaposi Sarcoma	-	-	-	-	-	-	-	-	-	-	-	-	-	-	-	-	-	-	-
C47+C49	Conn. & Soft Tissue	-	-	-	-	-	-	-	-	-	-	-	-	-	-	-	-	-	-	-
C50	Breast	-	-	-	-	-	-	2	-	5	2	3	4	1	2	1	-	-	20	16.53
C51	Vulva	-	-	-	-	-	-	-	-	-	-	-	-	-	-	-	-	-	-	-
C52	Vagina	-	-	-	-	-	-	-	-	-	-	-	-	-	-	-	-	-	-	-
C53	Cervix Uteri	-	-	-	-	-	-	1	1	2	2	5	3	3	-	-	-	-	17	14.05
C54	Corpus Uteri	-	-	-	-	-	-	-	-	-	1	-	-	-	-	-	-	-	1	0.83
C55	Uterus Unspecified	-	-	-	-	-	-	-	-	-	-	-	-	-	-	-	-	-	-	-
C56	Ovary etc.	-	-	-	-	-	-	-	-	-	-	-	1	2	1	-	-	-	4	3.31
C57	Other Female Genital	-	-	-	-	-	-	-	-	-	-	-	-	-	-	-	-	-	-	-
C58	Placenta	-	-	-	-	-	-	-	-	-	-	-	-	-	-	-	-	-	-	-
C64	Kidney etc.	-	-	-	-	-	-	-	-	-	-	-	-	-	-	-	-	-	-	-
C65	Renal Pelvis	-	-	-	-	-	-	-	-	-	-	-	-	-	-	-	-	-	-	-
C66	Ureter	-	-	-	-	-	-	-	-	-	-	-	-	-	-	-	-	-	-	-
C67	Bladder	-	-	-	-	-	-	-	1	-	-	-	-	1	-	-	-	-	2	1.65
C68	Uns. Urinary Organs	-	-	-	-	-	-	-	-	-	-	-	-	-	-	-	-	-	-	-
C69	Eye	-	-	-	-	-	-	-	-	-	-	-	-	-	-	-	-	-	-	-
C70-72	Brain, Nervous System	-	-	-	-	-	-	-	-	-	1	-	-	-	-	1	-	-	2	1.65
C73	Thyroid	-	-	-	-	-	-	-	-	-	-	1	-	-	-	-	-	-	1	0.83
C74	Adrenal Gland	-	-	-	-	-	-	-	-	-	-	-	-	-	-	-	-	-	-	-
C77	Sec Lymph Nodes	-	-	-	-	-	-	-	-	-	-	2	-	1	-	-	-	-	3	2.48
C78	Sec Resp & Digestive	-	-	-	-	-	-	-	-	-	-	-	-	-	-	-	-	-	-	-
C79	Sec Others	-	-	-	-	-	-	-	-	-	-	-	-	-	-	-	-	-	-	-
C81	Hodgkins Disease	-	-	-	-	-	-	-	-	-	-	-	-	-	-	-	-	-	-	-
C82-85,C96	NHL	-	-	-	-	-	-	-	-	-	-	-	-	1	-	-	1	-	2	1.65
C90	Multiple Myeloma	-	-	-	-	-	-	-	-	-	-	-	-	-	-	-	-	-	-	-
C91	Lymphoid Leuk.	2	1	-	-	-	1	1	-	-	-	1	-	-	-	-	-	-	6	4.96
C92-94	Myeloid Leukaemia	-	-	1	1	-	-	1	-	1	-	-	2	1	1	-	-	-	8	6.61
C95	Leukaemia Uns	-	3	-	-	1	-	-	-	-	-	-	-	1	-	-	-	-	5	4.13
O&U	Other and Uns	-	-	1	-	-	-	-	1	-	2	-	-	1	2	1	-	-	8	6.61
	All Sites	2	4	3	4	1	1	5	8	11	14	17	11	18	11	5	6	-	121	100.00

TABLE AUR-8(a):
Average Annual Age Specific, Crude (CR), Age Adjusted (AAR) (with Standard Error (SE)) and
Truncated (35-64 Yrs) (TR) Mortality Rate per 100,000 population: 2005-2008 - Males
Aurangabad

ICD-10	0-4	5-9	10-14	15-19	20-24	25-29	30-34	35-39	40-44	45-49	50-54	55-59	60-64	65-69	70-74	>75	CR	AAR	SE	TR
C00	-	-	-	-	-	-	-	-	-	-	-	-	-	-	-	-	-	-	-	-
C01-02	-	-	-	-	-	-	-	1.1	0.7	-	1.5	-	-	-	-	9.4	0.3	0.4	0.16	0.6
C03-06	-	-	-	-	-	-	-	0.6	0.7	1.0	-	2.3	2.6	-	-	4.7	0.3	0.4	0.19	1.1
C07-8	-	-	-	-	-	-	-	-	-	-	-	-	-	-	-	-	-	-	-	-
C09	-	-	-	-	-	-	-	-	-	-	-	-	-	2.5	-	-	0.0	0.1	0.08	-
C10	-	-	-	-	-	-	-	-	-	-	-	-	-	-	-	-	-	-	-	-
C11	-	-	-	-	-	-	-	-	-	-	-	2.3	-	-	-	-	0.0	0.1	0.09	0.3
C12-13	-	-	-	-	-	-	-	-	0.7	-	1.5	-	2.6	-	-	-	0.1	0.2	0.13	0.7
C14	-	-	-	-	-	-	-	-	-	-	-	2.3	-	-	-	-	0.0	0.1	0.09	0.3
C15	-	-	-	-	-	-	-	-	-	-	1.5	4.6	7.9	5.1	-	4.7	0.4	0.8	0.27	1.8
C16	-	-	-	-	-	-	-	0.6	-	-	-	2.3	2.6	-	-	-	0.1	0.2	0.14	0.7
C17	-	-	-	-	-	-	-	-	-	-	-	-	-	-	-	-	-	-	-	-
C18	-	-	-	-	-	-	-	-	-	-	1.5	-	5.2	-	7.8	-	0.2	0.4	0.20	0.9
C19-20	-	-	-	-	-	0.5	-	-	-	-	2.9	2.3	-	2.5	3.9	-	0.3	0.4	0.18	0.8
C21	-	-	-	-	-	-	0.5	-	-	-	-	-	-	-	-	-	0.0	0.0	0.03	-
C22	-	-	-	-	-	-	-	0.6	-	-	-	2.3	-	2.5	3.9	-	0.2	0.3	0.15	0.4
C23-24	-	-	-	-	-	-	-	-	-	1.0	2.9	-	-	-	-	-	0.1	0.2	0.12	0.7
C25	-	-	-	-	-	-	-	-	-	-	-	-	5.2	-	-	-	0.1	0.2	0.15	0.7
C30-31	-	-	-	-	-	-	-	-	-	-	-	-	-	-	-	-	-	-	-	-
C32	-	-	-	-	-	-	-	-	0.7	-	-	-	-	-	3.9	9.4	0.2	0.3	0.16	0.1
C33-34	-	-	-	-	-	0.5	1.0	1.1	-	5.0	-	4.6	20.9	20.4	15.5	28.1	1.6	3.0	0.50	4.5
C37-38	-	-	-	-	-	-	-	-	-	-	-	-	-	-	3.9	-	0.0	0.1	0.08	-
C40-41	-	-	-	0.4	0.5	-	0.5	-	-	-	-	-	-	-	-	4.7	0.2	0.2	0.11	-
C43	-	-	-	-	-	-	-	-	-	-	-	-	-	-	-	-	-	-	-	-
C44	-	-	-	-	-	-	-	-	-	-	-	2.3	-	-	-	-	0.0	0.1	0.09	0.3
C45	-	-	-	-	-	-	-	-	-	-	-	-	-	-	-	-	-	-	-	-
C46	-	-	-	-	-	-	-	-	-	-	-	-	-	-	-	-	-	-	-	-
C47+C49	-	-	-	-	-	-	-	-	-	-	-	-	-	-	-	-	-	-	-	-
C50	-	-	-	-	-	-	-	-	0.7	-	-	-	-	-	-	-	0.0	0.0	0.04	0.1
C60	-	-	-	-	-	-	-	-	-	-	-	-	-	-	3.9	-	0.0	0.1	0.08	-
C61	-	-	-	-	-	-	-	-	0.7	-	-	-	-	-	3.9	4.7	0.1	0.2	0.13	0.1
C62	-	-	-	-	-	-	-	-	-	-	-	-	-	-	-	-	-	-	-	-
C63	-	-	-	-	-	-	-	-	-	-	-	-	-	-	-	-	-	-	-	-
C64	-	-	-	-	-	-	-	-	-	-	-	2.3	2.6	2.5	-	-	0.1	0.3	0.16	0.6
C65	-	-	0.3	-	-	-	-	-	-	-	-	-	-	-	-	-	0.0	0.0	0.03	-
C66	-	-	-	-	-	-	-	-	-	-	-	-	-	-	-	-	-	-	-	-
C67	-	-	-	-	-	-	-	-	1.4	-	-	-	-	2.5	3.9	-	0.2	0.2	0.12	0.3
C68	-	-	-	-	-	-	-	-	-	-	-	-	-	-	-	-	-	-	-	-
C69	-	-	-	-	-	-	-	-	-	-	-	-	-	-	-	-	-	-	-	-
C70-72	-	-	-	-	-	-	0.5	-	0.7	-	-	-	2.6	-	-	-	0.1	0.2	0.12	0.5
C73	-	-	-	-	-	-	-	-	-	1.0	1.5	-	-	-	-	-	0.1	0.1	0.09	0.4
C74	-	-	-	-	-	-	-	-	-	-	-	-	-	-	-	-	-	-	-	-
C77	-	-	-	-	-	-	-	-	-	-	-	-	2.6	-	-	4.7	0.1	0.2	0.14	0.3
C78	-	-	-	-	-	-	-	-	0.7	-	-	-	2.6	-	3.9	4.7	0.2	0.3	0.17	0.5
C79	-	-	-	-	-	-	-	-	-	1.0	-	-	-	-	-	-	0.0	0.1	0.06	0.2
C81	-	-	-	-	-	-	-	-	-	-	-	-	-	-	-	-	-	-	-	-
C82-85,C96	-	-	0.3	-	-	-	-	-	1.4	-	2.9	-	2.6	-	7.8	-	0.3	0.5	0.20	1.1
C90	-	-	-	-	-	-	-	-	-	-	-	-	-	-	-	-	-	-	-	-
C91	-	-	-	0.8	0.5	-	-	-	0.7	1.0	1.5	11.4	2.6	-	-	-	0.5	0.8	0.26	2.4
C92-94	0.4	-	-	-	0.9	-	-	-	1.4	3.0	1.5	4.6	2.6	2.5	-	4.7	0.6	0.9	0.26	2.0
C95	-	0.8	0.3	0.4	-	-	-	0.6	2.9	-	-	-	-	-	-	-	0.4	0.3	0.12	0.7
O&U	-	-	-	-	-	-	-	0.6	2.2	3.0	1.5	2.3	2.6	-	-	4.7	0.5	0.7	0.23	2.0
All	0.4	0.8	1.0	1.6	1.8	1.0	2.5	5.1	15.8	16.1	20.5	45.8	68.0	40.7	62.0	84.3	7.6	12.7	1.00	25.1

TABLE AUR-8(b):
Average Annual Age Specific, Crude (CR), Age Adjusted (AAR) (with Standard Error (SE)) and
Truncated (35-64 Yrs) (TR) Mortality Rate per 100,000 population: 2005-2008 - Females
Aurangabad

ICD-10	0-4	5-9	10-14	15-19	20-24	25-29	30-34	35-39	40-44	45-49	50-54	55-59	60-64	65-69	70-74	>75	CR	AAR	SE	TR
C00	-	-	-	-	-	-	-	-	-	-	-	-	-	-	-	-	-	-	-	-
C01-02	-	-	-	0.5	-	-	-	-	-	-	-	-	-	-	-	-	0.0	0.0	0.04	-
C03-06	-	-	-	-	-	-	-	0.6	-	2.5	-	-	1.9	1.9	3.4	-	0.3	0.4	0.16	0.8
C07-8	-	-	-	-	-	-	-	-	-	-	-	-	-	-	-	-	-	-	-	-
C09	-	-	-	-	-	-	-	-	-	-	-	-	-	-	-	-	-	-	-	-
C10	-	-	-	-	-	-	-	-	-	-	1.9	-	-	-	-	3.7	0.1	0.2	0.12	0.3
C11	-	-	-	-	-	-	-	-	-	-	-	-	-	-	-	-	-	-	-	-
C12-13	-	-	-	-	-	-	-	-	-	-	-	-	-	-	-	-	-	-	-	-
C14	-	-	-	-	-	-	-	-	-	-	-	-	-	-	-	-	-	-	-	-
C15	-	-	-	-	-	-	-	-	1.0	1.2	-	-	5.8	-	-	7.3	0.3	0.5	0.19	1.2
C16	-	-	-	-	-	-	-	-	-	1.2	-	-	-	-	-	-	0.0	0.1	0.07	0.2
C17	-	-	-	-	-	-	-	-	-	-	-	-	-	-	-	-	-	-	-	-
C18	-	-	-	-	-	-	-	-	-	1.2	1.9	-	-	1.9	-	3.7	0.2	0.3	0.15	0.6
C19-20	-	-	-	-	-	-	-	0.6	-	-	-	-	-	-	-	-	0.0	0.0	0.04	0.1
C21	-	-	-	-	-	-	-	-	-	-	-	-	-	-	-	-	-	-	-	-
C22	-	-	-	-	-	-	-	-	-	-	1.9	2.2	-	-	3.4	-	0.1	0.3	0.15	0.6
C23-24	-	-	-	-	-	-	-	1.3	-	-	-	-	1.9	-	-	-	0.1	0.2	0.09	0.5
C25	-	-	-	-	-	-	-	-	-	-	1.9	-	-	-	-	-	0.0	0.1	0.10	0.3
C30-31	-	-	-	-	-	-	-	-	-	-	-	-	-	-	-	-	-	-	-	-
C32	-	-	-	-	-	-	-	-	1.0	-	-	-	-	-	-	-	0.0	0.1	0.06	0.2
C33-34	-	-	0.4	0.9	-	-	-	0.6	1.0	1.2	1.9	-	1.9	3.9	-	3.7	0.5	0.7	0.21	1.1
C37-38	-	-	-	-	-	-	-	-	-	-	-	-	-	-	-	-	-	-	-	-
C40-41	-	-	-	-	-	-	-	-	-	-	-	-	-	-	-	-	-	-	-	-
C43	-	-	-	-	-	-	-	-	-	-	-	-	-	-	-	-	-	-	-	-
C44	-	-	-	-	-	-	-	-	-	-	-	-	-	1.9	-	-	0.0	0.1	0.06	-
C45	-	-	-	-	-	-	-	-	-	-	-	-	-	-	-	-	-	-	-	-
C46	-	-	-	-	-	-	-	-	-	-	-	-	-	-	-	-	-	-	-	-
C47+C49	-	-	-	-	-	-	-	-	-	-	-	-	-	-	-	-	-	-	-	-
C50	-	-	-	-	-	-	1.1	-	4.9	2.5	5.8	8.6	1.9	3.9	3.4	-	0.9	1.4	0.32	3.7
C51	-	-	-	-	-	-	-	-	-	-	-	-	-	-	-	-	-	-	-	-
C52	-	-	-	-	-	-	-	-	-	-	-	-	-	-	-	-	-	-	-	-
C53	-	-	-	-	-	-	0.5	0.6	2.0	2.5	9.7	6.5	5.8	-	-	-	0.8	1.3	0.33	4.1
C54	-	-	-	-	-	-	-	-	-	1.2	-	-	-	-	-	-	0.0	0.1	0.07	0.2
C55	-	-	-	-	-	-	-	-	-	-	-	-	-	-	-	-	-	-	-	-
C56	-	-	-	-	-	-	-	-	-	-	-	2.2	3.8	1.9	-	-	0.2	0.3	0.15	0.8
C57	-	-	-	-	-	-	-	-	-	-	-	-	-	-	-	-	-	-	-	-
C58	-	-	-	-	-	-	-	-	-	-	-	-	-	-	-	-	-	-	-	-
C64	-	-	-	-	-	-	-	-	-	-	-	-	-	-	-	-	-	-	-	-
C65	-	-	-	-	-	-	-	-	-	-	-	-	-	-	-	-	-	-	-	-
C66	-	-	-	-	-	-	-	-	-	-	-	-	-	-	-	-	-	-	-	-
C67	-	-	-	-	-	-	-	0.6	-	-	-	-	1.9	-	-	-	0.1	0.1	0.09	0.4
C68	-	-	-	-	-	-	-	-	-	-	-	-	-	-	-	-	-	-	-	-
C69	-	-	-	-	-	-	-	-	-	-	-	-	-	-	-	-	-	-	-	-
C70-72	-	-	-	-	-	-	-	-	-	1.2	-	-	-	-	3.4	-	0.1	0.1	0.10	0.2
C73	-	-	-	-	-	-	-	-	-	-	1.9	-	-	-	-	-	0.0	0.1	0.10	0.3
C74	-	-	-	-	-	-	-	-	-	-	-	-	-	-	-	-	-	-	-	-
C77	-	-	-	-	-	-	-	-	-	-	3.9	-	1.9	-	-	-	0.1	0.3	0.16	0.9
C78	-	-	-	-	-	-	-	-	-	-	-	-	-	-	-	-	-	-	-	-
C79	-	-	-	-	-	-	-	-	-	-	-	-	-	-	-	-	-	-	-	-
C81	-	-	-	-	-	-	-	-	-	-	-	-	-	-	-	-	-	-	-	-
C82-85,C96	-	-	-	-	-	-	-	-	-	-	-	-	1.9	-	-	3.7	0.1	0.2	0.11	0.2
C90	-	-	-	-	-	-	-	-	-	-	-	-	-	-	-	-	-	-	-	-
C91	1.0	0.4	-	-	-	0.5	0.5	-	-	-	1.9	-	-	-	-	-	0.3	0.3	0.14	0.3
C92-94	-	-	0.4	0.5	-	-	0.5	-	1.0	-	-	4.3	1.9	1.9	-	-	0.4	0.5	0.18	1.0
C95	-	1.3	-	-	0.5	-	-	-	-	-	-	-	1.9	-	-	-	0.2	0.2	0.11	0.2
O&U	-	-	0.4	-	-	-	-	0.6	-	2.5	-	-	1.9	3.9	3.4	-	0.4	0.5	0.18	0.8
All	1.0	1.7	1.1	1.9	0.5	0.5	2.7	5.0	10.7	17.2	32.9	23.7	34.6	21.4	16.8	22.0	5.7	8.2	0.77	19.2

TABLE AUR-9(a): Cumulative Rate (Cu.Rate%) & Cumulative Risk (Cu.Risk) of individual sites (ICD-10) based on age specific rates (from 0-64 years and from 0-74 years) : 2005-2008 - Males Aurangabad

ICD-10	Site	0 - 64 Years		0 - 74 Years	
		Cu. Rate %	Cu. Risk	Cu. Rate%	Cu. Risk
C00	Lip	0.02	0.02	0.02	0.02
C01-C02	Tongue	0.27	0.27	0.43	0.43
C03-C06	Mouth	0.31	0.31	0.46	0.46
C07-C08	Salivary Gland	0.01	0.01	0.01	0.01
C09	Tonsil	0.05	0.05	0.12	0.12
C10	Oth. Oropharynx	0.03	0.03	0.08	0.08
C11	Nasopharynx	0.05	0.05	0.05	0.05
C12-C13	Hypopharynx	0.18	0.18	0.32	0.32
C14	Pharynx Unspecified	0.05	0.05	0.06	0.06
C15	Oesophagus	0.31	0.31	0.64	0.64
C16	Stomach	0.13	0.13	0.20	0.20
C17	Small Intestine	0.00	0.00	0.00	0.00
C18	Colon	0.11	0.11	0.23	0.24
C19-C20	Rectum	0.17	0.17	0.30	0.30
C21	Anus & Anal Canal	0.02	0.02	0.02	0.02
C22	Liver	0.08	0.08	0.18	0.18
C23-C24	Gallbladder etc.	0.06	0.06	0.06	0.06
C25	Pancreas	0.03	0.03	0.05	0.05
C30-C31	Nose, Sinuses etc.	0.02	0.02	0.02	0.02
C32	Larynx	0.36	0.36	0.88	0.88
C33-C34	Lung etc.	0.46	0.46	0.93	0.93
C37-C38	Other Thoracic Organs	0.03	0.03	0.05	0.05
C40-C41	Bone	0.07	0.07	0.11	0.11
C43	Melanoma of Skin	0.00	0.00	0.00	0.00
C44	Other Skin	0.10	0.10	0.17	0.17
C45	Mesothelioma	0.00	0.00	0.00	0.00
C46	Kaposi Sarcoma	0.00	0.00	0.00	0.00
C47 + C49	Conn. & Soft Tissue	0.04	0.04	0.04	0.04
C50	Breast	0.03	0.03	0.05	0.05
C60	Penis	0.06	0.06	0.11	0.11
C61	Prostate	0.12	0.12	0.25	0.25
C62	Testis	0.06	0.06	0.06	0.06
C63	Other Male Genital	0.01	0.01	0.01	0.01
C64	Kidney, etc.	0.09	0.09	0.13	0.13
C65	Renal Pelvis	0.00	0.00	0.00	0.00
C66	Ureter	0.00	0.00	0.00	0.00
C67	Bladder	0.03	0.03	0.14	0.14
C68	Uns.Urinary Organs	0.00	0.00	0.00	0.00
C69	Eye	0.00	0.00	0.00	0.00
C70-C72	Brain, Nervous System	0.16	0.16	0.16	0.16
C73	Thyroid	0.02	0.02	0.02	0.02
C74	Adrenal Gland	0.00	0.00	0.00	0.00
C81	Hodgkins Disease	0.04	0.04	0.06	0.06
C82-85,C96	NHL	0.15	0.15	0.22	0.22
C88	Malig Imn.Prol D	0.00	0.00	0.00	0.00
C90	Multiple Myeloma	0.02	0.02	0.03	0.03
C91	Lymphoid Leuk.	0.15	0.15	0.17	0.17
C92-C94	Myeloid Leukaemia	0.23	0.23	0.28	0.28
C95	Leukaemia Uns	0.02	0.02	0.02	0.02
O&U *	Other and Uns	0.28	0.28	0.44	0.44
	All Sites	4.40	4.31	7.58	7.30

TABLE AUR-9(b): Cumulative Rate (Cu.Rate%) & Cumulative Risk (Cu.Risk) of individual sites (ICD-10) based on age specific rates (from 0-64 years and from 0-74 years) : 2005-2008 - Females Aurangabad

ICD-10	Site	0 - 64 Years		0 - 74 Years	
		Cu. Rate %	Cu. Risk	Cu. Rate%	Cu. Risk
C00	Lip	0.00	0.00	0.00	0.00
C01-C02	Tongue	0.14	0.14	0.23	0.23
C03-C06	Mouth	0.20	0.20	0.27	0.27
C07-C08	Salivary Gland	0.01	0.01	0.01	0.01
C09	Tonsil	0.03	0.03	0.03	0.03
C10	Oth. Oropharynx	0.02	0.02	0.02	0.02
C11	Nasopharynx	0.00	0.00	0.00	0.00
C12-C13	Hypopharynx	0.03	0.03	0.05	0.05
C14	Pharynx Unspecified	0.01	0.01	0.03	0.03
C15	Oesophagus	0.26	0.26	0.41	0.41
C16	Stomach	0.10	0.10	0.12	0.12
C17	Small Intestine	0.00	0.00	0.00	0.00
C18	Colon	0.08	0.08	0.12	0.12
C19-C20	Rectum	0.05	0.05	0.08	0.08
C21	Anus & Anal Canal	0.01	0.01	0.01	0.01
C22	Liver	0.10	0.10	0.13	0.13
C23-C24	Gallbladder etc.	0.02	0.02	0.03	0.03
C25	Pancreas	0.05	0.05	0.05	0.05
C30-C31	Nose, Sinuses etc.	0.00	0.00	0.02	0.02
C32	Larynx	0.05	0.05	0.09	0.09
C33-C34	Lung etc.	0.15	0.15	0.27	0.27
C37-C38	Other Thoracic Organs	0.01	0.01	0.06	0.06
C40-C41	Bone	0.01	0.01	0.03	0.03
C43	Melanoma of Skin	0.00	0.00	0.00	0.00
C44	Other Skin	0.07	0.07	0.14	0.14
C45	Mesothelioma	0.00	0.00	0.00	0.00
C46	Kaposi Sarcoma	0.00	0.00	0.00	0.00
C47 + C49	Conn. & Soft Tissue	0.02	0.02	0.03	0.03
C50	Breast	1.44	1.43	1.82	1.84
C51	Vulva	0.00	0.00	0.00	0.00
C52	Vagina	0.03	0.03	0.03	0.03
C53	Cervix Uteri	1.13	1.13	1.54	1.55
C54	Corpus Uteri	0.11	0.11	0.13	0.13
C55	Uterus Unspecified	0.00	0.00	0.00	0.00
C56	Ovary etc.	0.30	0.30	0.38	0.38
C57	Other Female Genital	0.00	0.00	0.00	0.00
C58	Placenta	0.01	0.01	0.01	0.01
C64	Kidney etc.	0.03	0.03	0.03	0.03
C65	Renal Pelvis	0.00	0.00	0.00	0.00
C66	Ureter	0.00	0.00	0.00	0.00
C67	Bladder	0.07	0.07	0.09	0.09
C68	Uns.Urinary Organs	0.00	0.00	0.00	0.00
C69	Eye	0.00	0.00	0.00	0.00
C70-C72	Brain, Nervous System	0.07	0.07	0.09	0.09
C73	Thyroid	0.06	0.06	0.06	0.06
C74	Adrenal Gland	0.00	0.00	0.00	0.00
C81	Hodgkins Disease	0.02	0.02	0.02	0.02
C82-85,C96	NHL	0.10	0.10	0.15	0.15
C88	Malig Imn.Prol D	0.00	0.00	0.00	0.00
C90	Multiple Myeloma	0.02	0.02	0.02	0.02
C91	Lymphoid Leuk.	0.05	0.05	0.05	0.05
C92-C94	Myeloid Leukaemia	0.11	0.11	0.13	0.13
C95	Leukaemia Uns	0.02	0.02	0.02	0.02
O&U *	Other and Uns	0.12	0.12	0.19	0.19
	All Sites	5.13	5.00	7.01	6.77

POPULATION BASED CANCER REGISTRY, KOLKATA

Chittaranjan National Cancer Institute (CNCI) and Cancer Centre Welfare Home & Research Institute (CCWH & RI), Thakurpukur

Dr Jaydip Biswas, Principal Investigator & Director, CNCI

Dr M.N. Bandyopadhyay, Co-Principal Investigator, CCWH & RI

Dr Karabi Datta, Co-Principal Investigator, CNCI

Dr P.S. Basu, Clinical Coordinator, CNCI

Dr S. Mondal, Statistical Officer, CNCI

PBCR Kolkata covers an area of about 185 sq.km. and includes 141 municipal wards. Estimated population of the area for 2006-2007 is estimated to be 9.35 million (M: 5.06 million & F: 4.29 million). The proportion of citizens above 65 years + age group is relatively high in Kolkata. Incidence data is collected from 52 centres (Cancer Institutes: 34%; Medical Colleges: 30%; Private Hospitals, Nursing Homes & Diagnostic Centres: 36%). DCO cases constitute about 8.12% of incident cases. Mortality Data is collected from Municipal Corporation & 3 other hospitals. The commonest method of diagnosis is microscopic (M: 89.9% & F: 91.7%).

The Data is collected in ICD-O-3 format. It is entered using PBCR-ODE software provided by NCRP. In the years 2006-2007, PBCR, Kolkata recorded 9,038 incident cases [M: 4,611 (51%) & F: 4,427 (49%)]. A total of 3,978 deaths were recorded [M: 2,261 (56.9%) F: 1,717(43.1%)].

In 2006-2007, the CR, AR and TR for males turned out to be 91.0, 86.0 and 144.0 respectively. For females, the corresponding figures were 103.2, 95.3 and 212.0.

The five leading sites of cancer for males were lung (17.2%), prostate (7.4%), larynx (6.4%), bladder (5.0%) and mouth (4.9%). For females they were breast (27.2%), cervix (14.9%), ovary (8%), gall-bladder (6%), and lung (4.2%).

In PBCR Kolkata, during the period 2006-2007, mortality figures (CMR, AMR and TMR) for males were 44.6, 41.9 and 63.8. For females, the corresponding figures were 40.0, 36.2 and 66.0 respectively. Tobacco Related Cancers account for an overall 44.4% in males and 12.3% in females.

Staff of PBCR, Kolkata

Mr Biswajit Bhattacharjee	:	Data Entry Operator
Ms Indrani Nandi	:	Social Investigator
Mrs Soumya Roy	:	Social Investigator
Mrs Pranati Sarkar	:	Social Investigator
Mrs Soma Das	:	Social Investigator
Mr Biswanath Ghosh	:	Social Investigator

Permanent Staff Helping in Registry Work**Ms Maitrayee Choudhury****Mr Dipak Majumdar****Mr Subhas Guha**

Figure KOL-1
Population Pyramid showing Age Distribution: 2006-2007
Kolkata

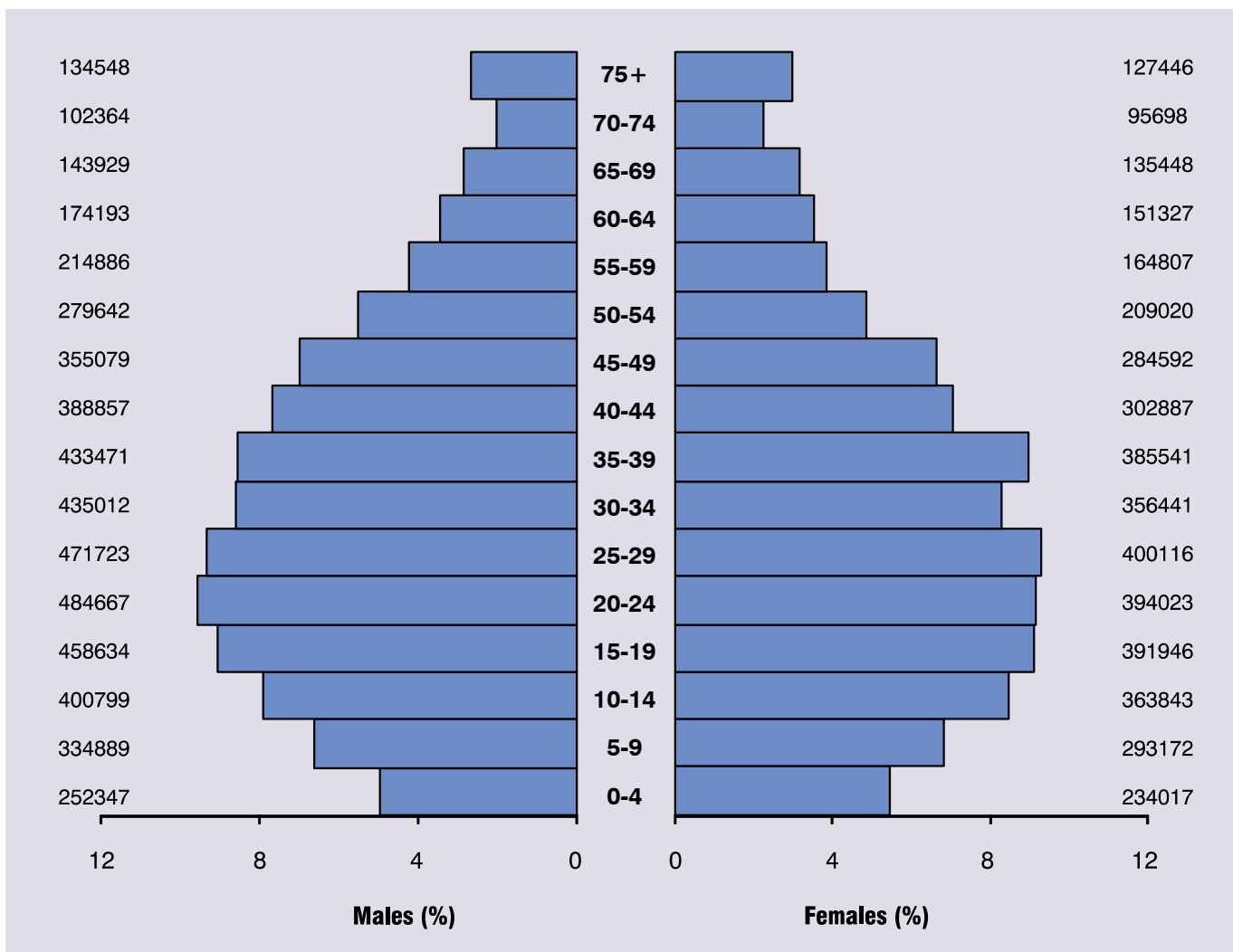


TABLE KOL-1
Population by Five Year Age Group and Gender: 2006-2007
Number and Relative Proportion (%)
Kolkata

Age Group	Males		Females	
	Number	%	Number	%
0-4	252347	5.0	234017	5.5
5-9	334889	6.6	293172	6.8
10-14	400799	7.9	363843	8.5
15-19	458634	9.1	391946	9.1
20-24	484667	9.6	394023	9.2
25-29	471723	9.3	400116	9.3
30-34	435012	8.6	356441	8.3
35-39	433471	8.6	385541	9.0
40-44	388857	7.7	302887	7.1
45-49	355079	7.0	284592	6.6
50-54	279642	5.5	209020	4.9
55-59	214886	4.2	164807	3.8
60-64	174193	3.4	151327	3.5
65-69	143929	2.8	135448	3.2
70-74	102364	2.0	95698	2.2
75+	134548	2.7	127446	3.0
Total	5065041	100.0	4290324	100.0

TABLE KOL-2
Main Sources of Registration of Incident Cases of Cancer: 2006-2007
Kolkata

Name of the Institution	Number	%
CNCI	1318	14.6
CCWH	1244	13.8
NRS	786	8.7
SSKM	770	8.5
CMC	685	7.6
AMRI	678	7.5
RG Kar	356	3.9
TMH Bombay	353	3.9
SC Bose Cancer Research Centre(Park Point)	352	3.9
NG Medicare	304	3.4
Wockhardt	217	2.4
RKMSP	213	2.4
Subodh Mita Cancer Hospital	173	1.9
Sambhunath Pandit Hospital	154	1.7
EKO -X -Ray	137	1.5
Bellevue	130	1.4
Marwari Hospital	110	1.2
Roy & Trivedi	86	1.0
Others	972	10.8
Total	9038	100.0

1. Institutions listed have registered at least one percent of all cases in the registry for the combined years 2006-2007.
2. The numbers and proportion listed are the minimum number of cases. Institutions could have registered/ reported more cases, since duplicate registrations and non-resident/registry cases are not included.

**TABLE KOL-3 (a): Number of Incident Cancers by Five Year Age Group and Site (ICD-10):
2006-2007 – Males**

%= Relative Proportion of Cancers of All Sites.

Kolkata

ICD-10	Site	0-4	5-9	10-14	15-19	20-24	25-29	30-34	35-39	40-44	45-49	50-54	55-59	60-64	65-69	70-74	75+	Unkn	Total	%
C00	Lip	-	-	-	-	-	1	-	2	3	2	1	2	1	2	1	3	-	18	0.39
C01-C02	Tongue	-	-	-	1	2	8	17	11	12	20	29	29	28	21	19	21	-	218	4.73
C03-C06	Mouth	-	-	-	-	1	6	7	14	20	31	34	32	27	19	20	17	-	228	4.94
C07-C08	Salivary Gland	-	-	-	-	1	-	3	-	1	7	4	3	6	1	4	6	-	36	0.78
C09	Tonsil	-	-	-	-	-	-	-	2	2	11	9	10	2	1	5	5	-	47	1.02
C10	Oth. Oropharynx	-	-	-	-	-	1	-	-	1	1	3	1	2	1	1	5	-	16	0.35
C11	Nasopharynx	-	-	-	-	1	1	3	2	4	1	2	5	-	3	2	-	-	24	0.52
C12-C13	Hypopharynx	-	-	-	-	1	-	-	-	3	9	9	7	10	16	13	17	-	85	1.84
C14	Pharynx Unspecified	-	-	-	-	-	-	-	2	1	4	2	5	2	5	7	7	-	35	0.76
C15	Oesophagus	-	-	-	-	-	1	-	4	4	12	17	16	27	14	13	22	-	130	2.82
C16	Stomach	-	-	-	-	1	2	7	6	20	15	22	17	19	24	25	13	-	171	3.71
C17	Small Intestine	-	-	-	-	-	-	-	-	-	1	1	1	3	2	2	3	-	13	0.28
C18	Colon	-	-	-	1	3	1	7	2	3	12	17	16	18	15	14	18	-	127	2.75
C19-C20	Rectum	-	-	-	1	2	3	4	5	4	8	13	14	10	11	15	9	-	99	2.15
C21	Anus & Anal Canal	-	-	-	-	-	1	-	3	4	-	1	3	3	7	2	6	-	30	0.65
C22	Liver	2	-	-	-	-	3	1	5	6	9	10	16	12	13	25	20	-	122	2.65
C23-C24	Gallbladder etc.	-	-	-	-	-	1	1	4	9	11	11	12	20	8	16	14	-	107	2.32
C25	Pancreas	-	-	-	-	-	-	-	1	-	7	17	8	9	11	13	9	-	75	1.63
C30-C31	Nose, Sinuses etc.	1	-	-	-	1	-	-	4	2	5	2	3	3	6	1	3	-	31	0.67
C32	Larynx	-	-	-	1	-	-	2	5	13	31	40	40	41	51	34	37	-	295	6.40
C33-C34	Lung etc.	-	-	-	1	3	3	5	11	17	49	80	102	119	140	127	137	-	794	17.22
C37-C38	Other Thoracic Organs	-	-	-	-	1	-	-	6	-	1	3	8	5	2	-	1	-	27	0.59
C40-C41	Bone	-	1	8	7	3	5	3	8	2	4	5	5	3	2	2	-	-	58	1.26
C43	Melanoma of Skin	-	-	-	-	-	-	-	-	-	-	1	-	-	-	-	-	-	1	0.02
C44	Other Skin	-	-	-	2	-	-	-	5	7	8	6	7	8	12	13	9	-	77	1.67
C45	Mesothelioma	-	-	-	-	-	-	-	-	-	-	-	-	-	-	-	1	-	1	0.02
C46	Kaposi Sarcoma	-	-	-	-	-	-	-	-	-	-	-	-	-	-	-	-	-	-	-
C47+C49	Conn. & Soft Tissue	-	-	1	1	4	3	5	3	4	2	7	8	3	-	1	3	-	45	0.98
C50	Breast	-	-	-	-	-	-	-	5	5	8	7	5	11	3	5	6	-	55	1.19
C60	Penis	-	-	-	-	-	-	3	7	4	2	5	5	9	3	3	9	-	50	1.08
C61	Prostate	-	-	-	-	-	-	1	1	2	6	15	18	48	58	72	121	-	342	7.42
C62	Testis	-	-	-	-	4	8	3	4	1	4	1	-	1	3	3	2	-	34	0.74
C63	Other Male Genital	-	-	-	-	-	-	-	-	-	-	-	-	-	-	-	5	-	5	0.11
C64	Kidney etc.	3	-	-	-	2	-	1	5	2	13	11	14	12	12	10	4	-	89	1.93
C65	Renal Pelvis	-	-	-	-	-	-	-	-	-	-	-	-	-	-	-	-	-	-	-
C66	Ureter	-	-	-	-	-	-	-	-	-	-	1	-	1	-	-	-	-	2	0.04
C67	Bladder	2	-	-	-	1	-	1	2	5	14	24	22	44	31	29	55	-	230	4.99
C68	Uns. Urinary Organs	-	-	-	-	-	-	-	-	-	-	-	1	-	1	1	1	-	4	0.09
C69	Eye	5	2	-	-	1	-	-	-	1	-	1	-	1	-	-	2	-	13	0.28
C70-C72	Brain, Nervous System	-	5	-	4	2	5	9	15	5	6	13	13	14	6	5	7	-	109	2.36
C73	Thyroid	1	-	-	-	1	4	2	4	2	3	7	4	5	1	3	3	-	40	0.87
C74	Adrenal Gland	-	-	1	-	-	-	-	-	-	-	-	-	-	-	-	-	-	1	0.02
C81	Hodgkins Disease	-	5	-	4	2	4	5	1	6	-	7	3	-	1	1	3	-	42	0.91
C82-C85, C96	NHL	2	2	3	3	-	5	2	13	11	16	21	12	15	12	11	8	-	136	2.95
C88	Malig Imn. Prol D	-	-	-	-	-	-	-	-	-	-	-	-	-	-	-	-	-	-	-
C90	Multiple Myeloma	1	1	-	-	-	2	1	-	-	4	4	7	7	4	9	7	-	47	1.02
C91	Lymphoid Leuk.	6	10	7	9	1	2	4	-	3	4	2	2	4	2	4	3	-	63	1.37
C92-C94	Myeloid Leukaemia	3	3	3	1	6	3	2	1	2	4	8	2	6	4	7	5	-	60	1.30
C95	Leukaemia Uns	4	2	3	4	4	4	1	1	4	-	5	2	6	2	2	4	-	48	1.04
O&U	Other and Uns	8	2	3	2	7	5	7	14	23	27	30	35	38	39	32	59	-	331	7.18
All	Sites	38	33	29	42	55	82	107	178	218	372	508	515	603	569	572	690	-	4611	100.0

* O&U includes the Sites (ICD-10: C26, C39, C48, C75, C76, C77, C78, C79, C80, C97)

**TABLE KOL-3 (b): Number of Incident Cancers by Five Year Age Group and Site (ICD-10):
2006-2007 – Females**

% = Relative Proportion of Cancers of All Sites.

Kolkata

ICD-10	Site	0-4	5-9	10-14	15-19	20-24	25-29	30-34	35-39	40-44	45-49	50-54	55-59	60-64	65-69	70-74	75+	Unkn	Total	%
C00	Lip	-	-	-	-	-	-	-	-	1	-	1	1	1	-	2	-	-	6	0.14
C01-C02	Tongue	-	-	-	-	-	3	4	4	10	11	13	13	9	11	8	2	-	88	1.99
C03-C06	Mouth	-	-	-	-	-	4	4	4	1	4	12	11	14	17	14	6	-	91	2.06
C07-C08	Salivary Gland	-	-	-	1	1	-	2	1	1	2	2	3	3	5	-	1	-	22	0.50
C09	Tonsil	-	-	-	-	-	-	-	-	1	1	-	1	3	2	1	3	-	12	0.27
C10	Oth. Oropharynx	-	-	-	-	-	-	-	-	-	1	-	-	-	1	1	-	-	3	0.07
C11	Nasopharynx	-	-	-	1	-	-	1	-	-	-	2	-	-	1	-	-	-	5	0.11
C12-C13	Hypopharynx	-	-	-	-	-	-	-	-	-	-	-	-	3	2	3	-	-	8	0.18
C14	Pharynx Unspecified	-	-	-	-	1	1	-	-	-	-	-	-	3	-	1	2	-	8	0.18
C15	Oesophagus	-	-	-	-	-	1	1	2	1	4	9	4	7	16	15	12	-	72	1.63
C16	Stomach	-	-	-	-	-	2	2	1	10	6	13	18	7	5	8	14	-	86	1.94
C17	Small Intestine	-	-	-	-	1	-	-	-	-	-	1	1	2	-	-	-	-	5	0.11
C18	Colon	-	-	-	-	-	-	11	9	2	6	7	8	11	9	8	15	-	86	1.94
C19-C20	Rectum	-	-	1	1	2	2	4	7	9	8	8	5	3	9	8	12	-	79	1.78
C21	Anus & Anal Canal	-	-	-	-	-	-	1	1	3	1	3	4	2	1	-	7	-	23	0.52
C22	Liver	-	-	-	1	1	-	-	2	7	6	4	8	4	8	7	9	-	57	1.29
C23-C24	Gallbladder etc.	-	-	-	-	-	1	7	17	21	31	25	47	31	25	23	37	-	265	5.99
C25	Pancreas	-	-	-	-	-	-	-	1	4	1	3	5	2	7	6	7	-	36	0.81
C30-C31	Nose, Sinuses etc.	-	-	1	-	-	-	-	3	-	3	2	1	2	3	3	2	-	20	0.45
C32	Larynx	-	-	-	-	-	-	2	1	2	4	4	2	2	10	4	10	-	41	0.93
C33-C34	Lung etc.	-	-	-	-	-	2	5	12	16	11	28	22	28	21	19	21	-	185	4.18
C37-C38	Other Thoracic Organs	-	-	-	-	-	-	-	1	-	-	1	1	-	3	-	-	-	6	0.14
C40-C41	Bone	1	2	4	3	2	2	3	5	-	2	8	4	3	2	4	2	-	47	1.06
C43	Melanoma of Skin	-	-	-	-	-	-	-	-	-	-	-	-	-	-	-	-	1	1	0.02
C44	Other Skin	-	-	-	2	1	-	2	3	9	7	10	6	7	7	5	7	-	66	1.49
C45	Mesothelioma	-	-	-	-	-	-	-	-	-	-	-	-	-	-	-	-	-	-	-
C46	Kaposi Sarcoma	-	-	-	-	-	-	-	-	-	-	-	-	-	-	-	-	-	-	-
C47+C49	Conn. & Soft Tissue	-	1	1	-	1	1	1	-	1	3	2	3	1	-	1	2	-	18	0.41
C50	Breast	-	-	1	1	9	27	67	123	146	207	196	142	100	71	56	58	1	1205	27.22
C51	Vulva	-	-	-	-	-	-	1	-	-	2	3	1	2	2	1	5	-	17	0.38
C52	Vagina	-	-	-	-	-	-	-	1	2	2	4	2	5	5	2	3	-	26	0.59
C53	Cervix Uteri	-	-	-	-	1	7	26	62	76	116	117	78	68	56	29	24	-	660	14.91
C54	Corpus Uteri	-	-	-	-	-	-	2	5	14	14	29	11	24	10	7	14	-	130	2.94
C55	Uterus Unspecified	-	-	-	-	-	-	1	1	4	2	-	1	3	-	-	2	-	14	0.32
C56	Ovary etc.	-	1	4	3	5	13	13	32	35	43	60	37	53	22	16	19	-	356	8.04
C57	Other Female Genital	-	-	-	-	-	-	-	-	-	2	-	-	-	-	-	-	-	2	0.05
C58	Placenta	-	-	-	-	-	1	-	-	-	-	-	-	-	-	-	-	-	1	0.02
C64	Kidney etc.	3	1	-	-	-	-	-	3	1	3	2	8	6	4	3	1	-	35	0.79
C65	Renal Pelvis	-	-	-	-	-	-	-	-	-	-	-	-	-	-	-	-	-	-	-
C66	Ureter	-	-	-	-	-	-	-	-	-	-	1	1	1	-	-	-	-	3	0.07
C67	Bladder	-	-	-	-	-	-	-	3	2	2	5	2	6	5	12	6	-	43	0.97
C68	Uns. Urinary Organs	-	-	-	-	-	-	-	-	-	1	1	-	-	-	-	-	-	2	0.05
C69	Eye	5	-	-	-	-	-	-	-	-	-	-	-	-	-	3	3	-	11	0.25
C70-C72	Brain, Nervous System	1	1	2	2	-	3	7	7	3	4	14	5	4	4	3	2	-	62	1.40
C73	Thyroid	-	-	-	1	6	13	11	7	4	11	9	3	2	4	-	4	-	75	1.69
C74	Adrenal Gland	-	-	-	-	-	-	-	-	-	-	-	-	-	-	-	-	-	-	-
C81	Hodgkins Disease	1	2	-	4	1	-	1	-	-	2	1	-	-	3	1	1	-	17	0.38
C82-C85,C96	NHL	1	4	2	2	-	-	2	5	6	4	15	12	18	6	8	2	-	87	1.97
C88	Malig Imn.Prol D	-	-	-	-	-	-	-	-	-	-	-	-	-	-	-	-	-	-	-
C90	Multiple Myeloma	-	-	-	-	-	-	-	-	-	2	2	5	2	2	4	3	-	20	0.45
C91	Lymphoid Leuk.	4	8	2	-	-	2	2	2	3	4	1	1	2	1	2	-	-	34	0.77
C92-C94	Myeloid Leukaemia	1	1	1	-	-	1	3	2	1	2	2	3	5	1	2	3	-	28	0.63
C95	Leukaemia Uns	2	3	-	-	2	2	-	-	2	3	1	1	-	1	2	4	-	23	0.52
O&U	Other and Uns	-	-	2	2	1	4	3	22	19	18	31	25	21	21	29	42	-	240	5.42
	All Sites	19	24	21	24	35	92	189	349	417	556	652	506	470	383	321	368	1	4427	100.0

* O&U includes the Sites (ICD-10: C26, C39, C48, C75, C76, C77, C78, C79, C80, C97)

TABLE KOL-4(a):
Average Annual Age Specific, Crude (CR), Age Adjusted (AAR) (with Standard Error (SE)) and
Truncated (35-64 yrs) (TR) Incidence Rate per 100,000 population: 2006-2007 - Males
Kolkata

ICD-10	0-4	5-9	10-14	15-19	20-24	25-29	30-34	35-39	40-44	45-49	50-54	55-59	60-64	65-69	70-74	>75	CR	AAR	SE	TR
C00	-	-	-	-	-	0.2	-	0.5	0.8	0.6	0.4	0.9	0.6	1.4	1.0	2.2	0.4	0.3	0.07	0.6
C01-C02	-	-	-	0.2	0.4	1.7	3.9	2.5	3.1	5.6	10.4	13.5	16.1	14.6	18.6	15.6	4.3	3.9	0.27	7.7
C03-C06	-	-	-	-	0.2	1.3	1.6	3.2	5.1	8.7	12.2	14.9	15.5	13.2	19.5	12.6	4.5	4.1	0.27	9.2
C07-C08	-	-	-	-	0.2	-	0.7	-	0.3	2.0	1.4	1.4	3.4	0.7	3.9	4.5	0.7	0.6	0.11	1.3
C09	-	-	-	-	-	-	-	0.5	0.5	3.1	3.2	4.7	1.1	0.7	4.9	3.7	0.9	0.8	0.12	2.1
C10	-	-	-	-	-	0.2	-	-	0.3	0.3	1.1	0.5	1.1	0.7	1.0	3.7	0.3	0.3	0.07	0.5
C11	-	-	-	-	0.2	0.2	0.7	0.5	1.0	0.3	0.7	2.3	-	2.1	2.0	-	0.5	0.4	0.08	0.8
C12-C13	-	-	-	-	0.2	-	-	-	0.8	2.5	3.2	3.3	5.7	11.1	12.7	12.6	1.7	1.6	0.17	2.3
C14	-	-	-	-	-	-	-	0.5	0.3	1.1	0.7	2.3	1.1	3.5	6.8	5.2	0.7	0.6	0.11	0.9
C15	-	-	-	-	-	0.2	-	0.9	1.0	3.4	6.1	7.4	15.5	9.7	12.7	16.4	2.6	2.4	0.22	5.0
C16	-	-	-	-	0.2	0.4	1.6	1.4	5.1	4.2	7.9	7.9	10.9	16.7	24.4	9.7	3.4	3.1	0.24	5.8
C17	-	-	-	-	-	-	-	-	-	0.3	0.4	0.5	1.7	1.4	2.0	2.2	0.3	0.2	0.07	0.4
C18	-	-	-	0.2	0.6	0.2	1.6	0.5	0.8	3.4	6.1	7.4	10.3	10.4	13.7	13.4	2.5	2.3	0.21	4.2
C19-C20	-	-	-	0.2	0.4	0.6	0.9	1.2	1.0	2.3	4.6	6.5	5.7	7.6	14.7	6.7	2.0	1.8	0.18	3.2
C21	-	-	-	-	-	0.2	-	0.7	1.0	-	0.4	1.4	1.7	4.9	2.0	4.5	0.6	0.5	0.10	0.8
C22	0.8	-	-	-	-	0.6	0.2	1.2	1.5	2.5	3.6	7.4	6.9	9.0	24.4	14.9	2.4	2.3	0.21	3.4
C23-C24	-	-	-	-	-	0.2	0.2	0.9	2.3	3.1	3.9	5.6	11.5	5.6	15.6	10.4	2.1	2.0	0.19	4.1
C25	-	-	-	-	-	-	-	0.2	-	2.0	6.1	3.7	5.2	7.6	12.7	6.7	1.5	1.4	0.16	2.6
C30-C31	0.4	-	-	-	0.2	-	-	0.9	0.5	1.4	0.7	1.4	1.7	4.2	1.0	2.2	0.6	0.6	0.11	1.1
C32	-	-	-	0.2	-	-	0.5	1.2	3.3	8.7	14.3	18.6	23.5	35.4	33.2	27.5	5.8	5.5	0.32	10.3
C33-C34	-	-	-	0.2	0.6	0.6	1.1	2.5	4.4	13.8	28.6	47.5	68.3	97.3	124.1	101.8	15.7	14.9	0.53	23.6
C37-C38	-	-	-	-	0.2	-	-	1.4	-	0.3	1.1	3.7	2.9	1.4	-	0.7	0.5	0.5	0.10	1.3
C40-C41	-	0.3	2.0	1.5	0.6	1.1	0.7	1.8	0.5	1.1	1.8	2.3	1.7	1.4	2.0	-	1.1	1.1	0.14	1.5
C43	-	-	-	-	-	-	-	-	-	-	0.4	-	-	-	-	-	-	-	0.02	0.1
C44	-	-	-	0.4	-	-	-	1.2	1.8	2.3	2.1	3.3	4.6	8.3	12.7	6.7	1.5	1.4	0.16	2.4
C45	-	-	-	-	-	-	-	-	-	-	-	-	-	-	-	0.7	-	-	0.01	-
C46	-	-	-	-	-	-	-	-	-	-	-	-	-	-	-	-	-	-	-	-
C47+C49	-	-	0.2	0.2	0.8	0.6	1.1	0.7	1.0	0.6	2.5	3.7	1.7	-	1.0	2.2	0.9	0.8	0.12	1.5
C50	-	-	-	-	-	-	-	1.2	1.3	2.3	2.5	2.3	6.3	2.1	4.9	4.5	1.1	1.0	0.14	2.4
C60	-	-	-	-	-	-	0.7	1.6	1.0	0.6	1.8	2.3	5.2	2.1	2.9	6.7	1.0	0.9	0.13	1.9
C61	-	-	-	-	-	-	0.2	0.2	0.5	1.7	5.4	8.4	27.6	40.3	70.3	89.9	6.8	6.3	0.34	6.0
C62	-	-	-	-	0.8	1.7	0.7	0.9	0.3	1.1	0.4	-	0.6	2.1	2.9	1.5	0.7	0.6	0.10	0.6
C63	-	-	-	-	-	-	-	-	-	-	-	-	-	-	-	3.7	0.1	0.1	0.03	-
C64	1.2	-	-	-	0.4	-	0.2	1.2	0.5	3.7	3.9	6.5	6.9	8.3	9.8	3.0	1.8	1.7	0.19	3.4
C65	-	-	-	-	-	-	-	-	-	-	-	-	-	-	-	-	-	-	-	-
C66	-	-	-	-	-	-	-	-	-	-	0.4	-	0.6	-	-	-	-	-	0.03	0.1
C67	0.8	-	-	-	0.2	-	0.2	0.5	1.3	3.9	8.6	10.2	25.3	21.5	28.3	40.9	4.5	4.3	0.29	7.1
C68	-	-	-	-	-	-	-	-	-	-	-	0.5	-	0.7	1.0	0.7	0.1	0.1	0.04	0.1
C69	2.0	0.6	-	-	0.2	-	-	-	0.3	-	0.4	-	0.6	-	-	1.5	0.3	0.4	0.12	0.2
C70-C72	-	1.5	-	0.9	0.4	1.1	2.1	3.5	1.3	1.7	4.6	6.0	8.0	4.2	4.9	5.2	2.2	2.0	0.19	3.8
C73	0.4	-	-	-	0.2	0.8	0.5	0.9	0.5	0.8	2.5	1.9	2.9	0.7	2.9	2.2	0.8	0.7	0.12	1.5
C74	-	-	0.2	-	-	-	-	-	-	-	-	-	-	-	-	-	-	-	0.02	-
C81	-	1.5	-	0.9	0.4	0.8	1.1	0.2	1.5	-	2.5	1.4	-	0.7	1.0	2.2	0.8	0.8	0.12	0.9
C82-C85,C96	0.8	0.6	0.7	0.7	-	1.1	0.5	3.0	2.8	4.5	7.5	5.6	8.6	8.3	10.7	5.9	2.7	2.5	0.22	5.0
C88	-	-	-	-	-	-	-	-	-	-	-	-	-	-	-	-	-	-	-	-
C90	0.4	0.3	-	-	-	0.4	0.2	-	-	1.1	1.4	3.3	4.0	2.8	8.8	5.2	0.9	0.9	0.14	1.4
C91	2.4	3.0	1.7	2.0	0.2	0.4	0.9	-	0.8	1.1	0.7	0.9	2.3	1.4	3.9	2.2	1.2	1.5	0.20	0.9
C92-C94	1.2	0.9	0.7	0.2	1.2	0.6	0.5	0.2	0.5	1.1	2.9	0.9	3.4	2.8	6.8	3.7	1.2	1.2	0.17	1.4
C95	1.6	0.6	0.7	0.9	0.8	0.8	0.2	0.2	1.0	-	1.8	0.9	3.4	1.4	2.0	3.0	0.9	1.0	0.16	1.1
O&U	3.2	0.6	0.7	0.4	1.4	1.1	1.6	3.2	5.9	7.6	10.7	16.3	21.8	27.1	31.3	43.9	6.5	6.2	0.36	9.9
All	15.1	9.9	7.2	9.2	11.3	17.4	24.6	41.1	56.1	104.8	181.7	239.7	346.2	395.3	558.8	512.8	91.0	86.0	1.3	144.0

TABLE KOL-4(b):
Average Annual Age Specific, Crude (CR), Age Adjusted (AAR) (with Standard Error(SE)) and
Truncated (35-64 yrs) (TR) Incidence Rate per 100,000 population: 2006-2007 - Females
Kolkata

ICD-10	0-4	5-9	10-14	15-19	20-24	25-29	30-34	35-39	40-44	45-49	50-54	55-59	60-64	65-69	70-74	>75	CR	AAR	SE	TR
C00	-	-	-	-	-	-	-	-	0.3	-	0.5	0.6	0.7	-	2.1	-	0.1	0.1	0.06	0.3
C01-C02	-	-	-	-	-	0.7	1.1	1.0	3.3	3.9	6.2	7.9	5.9	8.1	8.4	1.6	2.1	1.9	0.21	4.4
C03-C06	-	-	-	-	-	1.0	1.1	1.0	0.3	1.4	5.7	6.7	9.3	12.6	14.6	4.7	2.1	2.0	0.21	3.5
C07-C08	-	-	-	0.3	0.3	-	0.6	0.3	0.3	0.7	1.0	1.8	2.0	3.7	-	0.8	0.5	0.5	0.10	0.9
C09	-	-	-	-	-	-	-	-	0.3	0.4	-	0.6	2.0	1.5	1.0	2.4	0.3	0.3	0.08	0.5
C10	-	-	-	-	-	-	-	-	-	0.4	-	-	-	0.7	1.0	-	0.1	0.1	0.04	0.1
C11	-	-	-	0.3	-	-	0.3	-	-	-	1.0	-	-	0.7	-	-	0.1	0.1	0.05	0.2
C12-C13	-	-	-	-	-	-	-	-	-	-	-	-	2.0	1.5	3.1	-	0.2	0.2	0.07	0.3
C14	-	-	-	-	0.3	0.2	-	-	-	-	-	-	2.0	-	1.0	1.6	0.2	0.2	0.06	0.3
C15	-	-	-	-	-	0.2	0.3	0.5	0.3	1.4	4.3	2.4	4.6	11.8	15.7	9.4	1.7	1.5	0.18	2.0
C16	-	-	-	-	-	0.5	0.6	0.3	3.3	2.1	6.2	10.9	4.6	3.7	8.4	11.0	2.0	1.8	0.20	4.1
C17	-	-	-	-	0.3	-	-	-	-	-	0.5	0.6	1.3	-	-	-	0.1	0.1	0.05	0.3
C18	-	-	-	-	-	-	3.1	2.3	0.7	2.1	3.3	4.9	7.3	6.6	8.4	11.8	2.0	1.7	0.19	3.1
C19-C20	-	-	0.3	0.3	0.5	0.5	1.1	1.8	3.0	2.8	3.8	3.0	2.0	6.6	8.4	9.4	1.8	1.6	0.18	2.7
C21	-	-	-	-	-	-	0.3	0.3	1.0	0.4	1.4	2.4	1.3	0.7	-	5.5	0.5	0.5	0.10	1.0
C22	-	-	-	0.3	0.3	-	-	0.5	2.3	2.1	1.9	4.9	2.6	5.9	7.3	7.1	1.3	1.2	0.16	2.2
C23-C24	-	-	-	-	-	0.2	2.0	4.4	6.9	10.9	12.0	28.5	20.5	18.5	24.0	29.0	6.2	5.6	0.35	12.6
C25	-	-	-	-	-	-	-	0.3	1.3	0.4	1.4	3.0	1.3	5.2	6.3	5.5	0.8	0.8	0.13	1.2
C30-C31	-	-	0.3	-	-	-	-	0.8	-	1.1	1.0	0.6	1.3	2.2	3.1	1.6	0.5	0.4	0.10	0.8
C32	-	-	-	-	-	-	0.6	0.3	0.7	1.4	1.9	1.2	1.3	7.4	4.2	7.8	1.0	0.8	0.13	1.1
C33-C34	-	-	-	-	-	0.5	1.4	3.1	5.3	3.9	13.4	13.3	18.5	15.5	19.9	16.5	4.3	4.0	0.30	8.6
C37-C38	-	-	-	-	-	-	-	0.3	-	-	0.5	0.6	-	2.2	-	-	0.1	0.1	0.05	0.2
C40-C41	0.4	0.7	1.1	0.8	0.5	0.5	0.8	1.3	-	0.7	3.8	2.4	2.0	1.5	4.2	1.6	1.1	1.1	0.16	1.6
C43	-	-	-	-	-	-	-	-	-	-	-	-	-	-	-	0.8	-	-	0.02	-
C44	-	-	-	0.5	0.3	-	0.6	0.8	3.0	2.5	4.8	3.6	4.6	5.2	5.2	5.5	1.5	1.4	0.18	3.0
C45	-	-	-	-	-	-	-	-	-	-	-	-	-	-	-	-	-	-	-	-
C46	-	-	-	-	-	-	-	-	-	-	-	-	-	-	-	-	-	-	-	-
C47+C49	-	0.3	0.3	-	0.3	0.2	0.3	-	0.3	1.1	1.0	1.8	0.7	-	1.0	1.6	0.4	0.4	0.10	0.7
C50	-	-	0.3	0.3	2.3	6.7	18.8	31.9	48.2	72.7	93.8	86.2	66.1	52.4	58.5	45.5	28.1	25.5	0.74	64.4
C51	-	-	-	-	-	-	0.3	-	-	0.7	1.4	0.6	1.3	1.5	1.0	3.9	0.4	0.4	0.09	0.6
C52	-	-	-	-	-	-	-	0.3	0.7	0.7	1.9	1.2	3.3	3.7	2.1	2.4	0.6	0.6	0.11	1.2
C53	-	-	-	-	0.3	1.7	7.3	16.1	25.1	40.8	56.0	47.3	44.9	41.3	30.3	18.8	15.4	14.2	0.56	36.8
C54	-	-	-	-	-	-	0.6	1.3	4.6	4.9	13.9	6.7	15.9	7.4	7.3	11.0	3.0	2.9	0.25	7.2
C55	-	-	-	-	-	-	0.3	0.3	1.3	0.7	-	0.6	2.0	-	-	1.6	0.3	0.3	0.08	0.8
C56	-	0.3	1.1	0.8	1.3	3.2	3.6	8.3	11.6	15.1	28.7	22.5	35.0	16.2	16.7	14.9	8.3	7.7	0.42	18.8
C57	-	-	-	-	-	-	-	-	-	0.7	-	-	-	-	-	-	-	-	0.03	0.1
C58	-	-	-	-	-	0.2	-	-	-	-	-	-	-	-	-	-	-	-	0.02	-
C64	1.3	0.3	-	-	-	-	-	0.8	0.3	1.1	1.0	4.9	4.0	3.0	3.1	0.8	0.8	0.9	0.16	1.7
C65	-	-	-	-	-	-	-	-	-	-	-	-	-	-	-	-	-	-	-	-
C66	-	-	-	-	-	-	-	-	-	-	0.5	0.6	0.7	-	-	-	0.1	0.1	0.04	0.2
C67	-	-	-	-	-	-	-	0.8	0.7	0.7	2.4	1.2	4.0	3.7	12.5	4.7	1.0	0.9	0.14	1.5
C68	-	-	-	-	-	-	-	-	-	0.4	0.5	-	-	-	-	-	-	-	0.03	0.1
C69	2.1	-	-	-	-	-	-	-	-	-	-	-	-	-	3.1	2.4	0.3	0.4	0.12	-
C70-C72	0.4	0.3	0.5	0.5	-	0.7	2.0	1.8	1.0	1.4	6.7	3.0	2.6	3.0	3.1	1.6	1.4	1.4	0.18	2.6
C73	-	-	-	0.3	1.5	3.2	3.1	1.8	1.3	3.9	4.3	1.8	1.3	3.0	-	3.1	1.7	1.5	0.18	2.5
C74	-	-	-	-	-	-	-	-	-	-	-	-	-	-	-	-	-	-	-	-
C81	0.4	0.7	-	1.0	0.3	-	0.3	-	-	0.7	0.5	-	-	2.2	1.0	0.8	0.4	0.4	0.11	0.2
C82-C85,C96	0.4	1.4	0.5	0.5	-	-	0.6	1.3	2.0	1.4	7.2	7.3	11.9	4.4	8.4	1.6	2.0	2.1	0.23	4.5
C88	-	-	-	-	-	-	-	-	-	-	-	-	-	-	-	-	-	-	-	-
C90	-	-	-	-	-	-	-	-	-	0.7	1.0	3.0	1.3	1.5	4.2	2.4	0.5	0.4	0.10	0.9
C91	1.7	2.7	0.5	-	-	0.5	0.6	0.5	1.0	1.4	0.5	0.6	1.3	0.7	2.1	-	0.8	0.9	0.17	0.9
C92-C94	0.4	0.3	0.3	-	-	0.2	0.8	0.5	0.3	0.7	1.0	1.8	3.3	0.7	2.1	2.4	0.7	0.6	0.13	1.1
C95	0.9	1.0	-	-	0.5	0.5	-	-	0.7	1.1	0.5	0.6	-	0.7	2.1	3.1	0.5	0.6	0.13	0.5
O&U	-	-	0.5	0.5	0.3	1.0	0.8	5.7	6.3	6.3	14.8	15.2	13.9	15.5	30.3	33.0	5.6	5.0	0.33	9.7
All	8.1	8.2	5.8	6.1	8.9	23.0	53.0	90.5	137.7	195.4	311.9	307.0	310.6	282.8	335.4	288.7	103.2	95.3	1.5	212.0

TABLE KOL-5(a): Number (#) and Proportion (%) of Cancers by Site (ICD-10) and Method of Diagnosis: 2006-2007 - Males
Kolkata

ICD-10	Site	Clinical		Microscopic		X-Ray / Imaging		DCO		Others		Unknown		Total	
		#	%	#	%	#	%	#	%	#	%	#	%	#	%
C00	Lip	-	-	18	100.0	-	-	-	-	-	-	-	-	18	100.0
C01-C02	Tongue	1	0.5	217	99.5	-	-	-	-	-	-	-	-	218	100.0
C03-C06	Mouth	1	0.4	226	99.1	1	0.4	-	-	-	-	-	-	228	100.0
C07-C08	Salivary Gland	-	-	35	97.2	-	-	1	2.8	-	-	-	-	36	100.0
C09	Tonsil	-	-	45	95.7	-	-	2	4.3	-	-	-	-	47	100.0
C10	Oth. Oropharynx	-	-	14	87.5	-	-	1	6.3	1	6.3	-	-	16	100.0
C11	Nasopharynx	-	-	24	100.0	-	-	-	-	-	-	-	-	24	100.0
C12-C13	Hypopharynx	-	-	84	98.8	-	-	1	1.2	-	-	-	-	85	100.0
C14	Pharynx Unspecified	-	-	35	100.0	-	-	-	-	-	-	-	-	35	100.0
C15	Oesophagus	-	-	127	97.7	-	-	3	2.3	-	-	-	-	130	100.0
C16	Stomach	-	-	166	97.1	-	-	4	2.3	1	0.6	-	-	171	100.0
C17	Small Intestine	-	-	12	92.3	-	-	1	7.7	-	-	-	-	13	100.0
C18	Colon	1	0.8	110	86.6	2	1.6	14	11.0	-	-	-	-	127	100.0
C19-C20	Rectum	1	1.0	97	98.0	-	-	1	1.0	-	-	-	-	99	100.0
C21	Anus & Anal Canal	-	-	26	86.7	-	-	4	13.3	-	-	-	-	30	100.0
C22	Liver	-	-	78	63.9	1	0.8	43	35.2	-	-	-	-	122	100.0
C23-C24	Gallbladder etc.	-	-	76	71.0	1	0.9	27	25.2	3	2.8	-	-	107	100.0
C25	Pancreas	1	1.3	47	62.7	1	1.3	25	33.3	1	1.3	-	-	75	100.0
C30-C31	Nose, Sinuses etc.	1	3.2	30	96.8	-	-	-	-	-	-	-	-	31	100.0
C32	Larynx	-	-	285	96.6	-	-	10	3.4	-	-	-	-	295	100.0
C33-C34	Lung etc.	-	-	678	85.4	6	0.8	108	13.6	2	0.3	-	-	794	100.0
C37-C38	Other Thoracic Organs	-	-	23	85.2	1	3.7	3	11.1	-	-	-	-	27	100.0
C40-C41	Bone	-	-	58	100.0	-	-	-	-	-	-	-	-	58	100.0
C43	Melanoma of Skin	-	-	1	100.0	-	-	-	-	-	-	-	-	1	100.0
C44	Other Skin	-	-	77	100.0	-	-	-	-	-	-	-	-	77	100.0
C45	Mesothelioma	-	-	1	100.0	-	-	-	-	-	-	-	-	1	100.0
C46	Kaposi Sarcoma	-	-	-	-	-	-	-	-	-	-	-	-	-	-
C47 + C49	Conn. & Soft Tissue	-	-	43	95.6	-	-	2	4.4	-	-	-	-	45	100.0
C50	Breast	-	-	52	94.5	-	-	3	5.5	-	-	-	-	55	100.0
C60	Penis	-	-	47	94.0	-	-	3	6.0	-	-	-	-	50	100.0
C61	Prostate	-	-	304	88.9	2	0.6	36	10.5	-	-	-	-	342	100.0
C62	Testis	-	-	32	94.1	-	-	2	5.9	-	-	-	-	34	100.0
C63	Other Male Genital	-	-	1	20.0	-	-	4	80.0	-	-	-	-	5	100.0
C64	Kidney etc.	-	-	80	89.9	-	-	8	9.0	1	1.1	-	-	89	100.0
C65	Renal Pelvis	-	-	-	-	-	-	-	-	-	-	-	-	-	-
C66	Ureter	-	-	2	100.0	-	-	-	-	-	-	-	-	2	100.0
C67	Bladder	-	-	215	93.5	-	-	13	5.7	2	0.9	-	-	230	100.0
C68	Uns. Urinary Organs	-	-	4	100.0	-	-	-	-	-	-	-	-	4	100.0
C69	Eye	-	-	10	76.9	-	-	3	23.1	-	-	-	-	13	100.0
C70-C72	Brain, Nervous System	-	-	94	86.2	5	4.6	10	9.2	-	-	-	-	109	100.0
C73	Thyroid	1	2.5	39	97.5	-	-	-	-	-	-	-	-	40	100.0
C74	Adrenal Gland	-	-	1	100.0	-	-	-	-	-	-	-	-	1	100.0
C81	Hodgkins Disease	-	-	40	95.2	-	-	2	4.8	-	-	-	-	42	100.0
C82-C85,C96	NHL	-	-	132	97.1	-	-	4	2.9	-	-	-	-	136	100.0
C88	Malig Imn.Prol D	-	-	-	-	-	-	-	-	-	-	-	-	-	-
C90	Multiple Myeloma	-	-	43	91.5	-	-	4	8.5	-	-	-	-	47	100.0
C91	Lymphoid Leuk.	-	-	49	77.8	-	-	14	22.2	-	-	-	-	63	100.0
C92-C94	Myeloid Leukaemia	-	-	44	73.3	-	-	16	26.7	-	-	-	-	60	100.0
C95	Leukaemia Uns	-	-	37	77.1	-	-	11	22.9	-	-	-	-	48	100.0
O&U	Other and Uns	-	-	285	86.1	8	2.4	37	11.2	1	0.3	-	-	331	100.0
	All Sites	7	0.2	4144	89.9	28	0.6	420	9.1	12.0	0.3	-	-	4611	100.0

TABLE KOL-5(b): Number (#) and Proportion (%) of Cancers by Site (ICD-10) and Method of Diagnosis : 2006-2007 - Females
Kolkata

ICD-10	Site	Clinical		Microscopic		X-Ray / Imaging		DCO		Others		Unknown		Total	
		#	%	#	%	#	%	#	%	#	%	#	%	#	%
C00	Lip	-	-	6	100.0	-	-	-	-	-	-	-	-	6	100.0
C01-C02	Tongue	-	-	87	98.9	-	-	1	1.1	-	-	-	-	88	100.0
C03-C06	Mouth	3	3.3	88	96.7	-	-	-	-	-	-	-	-	91	100.0
C07-C08	Salivary Gland	1	4.5	21	95.5	-	-	-	-	-	-	-	-	22	100.0
C09	Tonsil	-	-	12	100.0	-	-	-	-	-	-	-	-	12	100.0
C10	Oth. Oropharynx	-	-	3	100.0	-	-	-	-	-	-	-	-	3	100.0
C11	Nasopharynx	-	-	5	100.0	-	-	-	-	-	-	-	-	5	100.0
C12-C13	Hypopharynx	-	-	8	100.0	-	-	-	-	-	-	-	-	8	100.0
C14	Pharynx Unspecified	-	-	8	100.0	-	-	-	-	-	-	-	-	8	100.0
C15	Oesophagus	1	1.4	69	95.8	-	-	2	2.8	-	-	-	-	72	100.0
C16	Stomach	1	1.2	72	83.7	1	1.2	11	12.8	1	1.2	-	-	86	100.0
C17	Small Intestine	-	-	5	100.0	-	-	-	-	-	-	-	-	5	100.0
C18	Colon	1	1.2	67	77.9	1	1.2	17	19.8	-	-	-	-	86	100.0
C19-C20	Rectum	-	-	76	96.2	-	-	3	3.8	-	-	-	-	79	100.0
C21	Anus & Anal Canal	-	-	20	87.0	-	-	3	13.0	-	-	-	-	23	100.0
C22	Liver	-	-	36	63.2	-	-	20	35.1	1	1.8	-	-	57	100.0
C23-C24	Gallbladder etc.	1	0.4	206	77.7	1	0.4	54	20.4	3	1.1	-	-	265	100.0
C25	Pancreas	1	2.8	19	52.8	-	-	15	41.7	1	2.8	-	-	36	100.0
C30-C31	Nose, Sinuses etc.	-	-	20	100.0	-	-	-	-	-	-	-	-	20	100.0
C32	Larynx	-	-	37	90.2	-	-	4	9.8	-	-	-	-	41	100.0
C33-C34	Lung etc.	1	0.5	156	84.3	-	-	28	15.1	-	-	-	-	185	100.0
C37-C38	Other Thoracic Organs	-	-	6	100.0	-	-	-	-	-	-	-	-	6	100.0
C40-C41	Bone	-	-	44	93.6	1	2.1	2	4.3	-	-	-	-	47	100.0
C43	Melanoma of Skin	-	-	1	100.0	-	-	-	-	-	-	-	-	1	100.0
C44	Other Skin	-	-	66	100.0	-	-	-	-	-	-	-	-	66	100.0
C45	Mesothelioma	-	-	-	-	-	-	-	-	-	-	-	-	-	-
C46	Kaposi Sarcoma	-	-	-	-	-	-	-	-	-	-	-	-	-	-
C47 + C49	Conn. & Soft Tissue	-	-	17	94.4	-	-	1	5.6	-	-	-	-	18	100.0
C50	Breast	2	0.2	1180	97.9	4	0.3	19	1.6	-	-	-	-	1205	100.0
C51	Vulva	-	-	17	100.0	-	-	-	-	-	-	-	-	17	100.0
C52	Vagina	-	-	26	100.0	-	-	-	-	-	-	-	-	26	100.0
C53	Cervix Uteri	7	1.1	648	98.2	1	0.2	4	0.6	-	-	-	-	660	100.0
C54	Corpus Uteri	-	-	130	100.0	-	-	-	-	-	-	-	-	130	100.0
C55	Uterus Unspecified	-	-	13	92.9	-	-	1	7.1	-	-	-	-	14	100.0
C56	Ovary etc.	2	0.6	304	85.4	1	0.3	49	13.8	-	-	-	-	356	100.0
C57	Other Female Genital	-	-	2	100.0	-	-	-	-	-	-	-	-	2	100.0
C58	Placenta	-	-	1	100.0	-	-	-	-	-	-	-	-	1	100.0
C64	Kidney etc.	-	-	33	94.3	-	-	2	5.7	-	-	-	-	35	100.0
C65	Renal Pelvis	-	-	-	-	-	-	-	-	-	-	-	-	-	-
C66	Ureter	-	-	3	100.0	-	-	-	-	-	-	-	-	3	100.0
C67	Bladder	-	-	38	88.4	-	-	5	11.6	-	-	-	-	43	100.0
C68	Uns. Urinary Organs	-	-	2	100.0	-	-	-	-	-	-	-	-	2	100.0
C69	Eye	-	-	6	54.5	-	-	5	45.5	-	-	-	-	11	100.0
C70-C72	Brain, Nervous System	-	-	58	93.5	-	-	3	4.8	1	1.6	-	-	62	100.0
C73	Thyroid	-	-	75	100.0	-	-	-	-	-	-	-	-	75	100.0
C74	Adrenal Gland	-	-	-	-	-	-	-	-	-	-	-	-	-	-
C81	Hodgkins Disease	-	-	15	88.2	-	-	2	11.8	-	-	-	-	17	100.0
C82-C85,C96	NHL	-	-	84	96.6	-	-	3	3.4	-	-	-	-	87	100.0
C88	Malig Imn.Prol D	-	-	-	-	-	-	-	-	-	-	-	-	-	-
C90	Multiple Myeloma	-	-	19	95.0	-	-	1	5.0	-	-	-	-	20	100.0
C91	Lymphoid Leuk.	-	-	28	82.4	-	-	6	17.6	-	-	-	-	34	100.0
C92-C94	Myeloid Leukaemia	-	-	24	85.7	-	-	4	14.3	-	-	-	-	28	100.0
C95	Leukaemia Uns	-	-	18	78.3	-	-	5	21.7	-	-	-	-	23	100.0
O&U	Other and Uns	1	0.4	182	75.8	4	1.7	51	21.3	2	0.8	-	-	240	100.0
	All Sites	22	0.5	4061	91.7	14	0.3	321	7.3	9.0	0.2	-	-	4427	100.0

TABLE KOL-6(a): Number (#) and Proportion (%) of Cancers by Site (ICD-10) and Detailed Microscopic Diagnosis: 2006-2007 - Males Kolkata

ICD-10	Site	Pri. Hist		Sec. Hist		Cytology		Blood Film		Bone Marrow		Others		Total	
		#	%	#	%	#	%	#	%	#	%	#	%	#	%
C00	Lip	18	100.0	-	-	-	-	-	-	-	-	-	-	18	100.0
C01-C02	Tongue	197	90.4	1	0.5	19	8.7	-	-	-	-	1	0.5	218	100.0
C03-C06	Mouth	204	89.5	2	0.9	20	8.8	-	-	-	-	2	0.9	228	100.0
C07-C08	Salivary Gland	20	55.6	2	5.6	13	36.1	-	-	-	-	1	2.8	36	100.0
C09	Tonsil	35	74.5	-	-	10	21.3	-	-	-	-	2	4.3	47	100.0
C10	Oth. Oropharynx	11	68.8	-	-	3	18.8	-	-	-	-	2	12.5	16	100.0
C11	Nasopharynx	17	70.8	1	4.2	6	25.0	-	-	-	-	-	-	24	100.0
C12-C13	Hypopharynx	64	75.3	1	1.2	19	22.4	-	-	-	-	1	1.2	85	100.0
C14	Pharynx Unspecified	27	77.1	-	-	8	22.9	-	-	-	-	-	-	35	100.0
C15	Oesophagus	118	90.8	1	0.8	8	6.2	-	-	-	-	3	2.3	130	100.0
C16	Stomach	162	94.7	-	-	4	2.3	-	-	-	-	5	2.9	171	100.0
C17	Small Intestine	12	92.3	-	-	-	-	-	-	-	-	1	7.7	13	100.0
C18	Colon	107	84.3	1	0.8	2	1.6	-	-	-	-	17	13.4	127	100.0
C19-C20	Rectum	94	94.9	-	-	3	3.0	-	-	-	-	2	2.0	99	100.0
C21	Anus & Anal Canal	25	83.3	-	-	1	3.3	-	-	-	-	4	13.3	30	100.0
C22	Liver	32	26.2	-	-	46	37.7	-	-	-	-	44	36.1	122	100.0
C23-C24	Gallbladder etc.	54	50.5	1	0.9	21	19.6	-	-	-	-	31	29.0	107	100.0
C25	Pancreas	30	40.0	-	-	17	22.7	-	-	-	-	28	37.3	75	100.0
C30-C31	Nose, Sinuses etc.	30	96.8	-	-	-	-	-	-	-	-	1	3.2	31	100.0
C32	Larynx	236	80.0	11	3.7	38	12.9	-	-	-	-	10	3.4	295	100.0
C33-C34	Lung etc.	214	27.0	2	0.3	462	58.2	-	-	-	-	116	14.6	794	100.0
C37-C38	Other Thoracic Organs	10	37.0	-	-	12	44.4	-	-	1	3.7	4	14.8	27	100.0
C40-C41	Bone	44	75.9	-	-	13	22.4	-	-	1	1.7	-	-	58	100.0
C43	Melanoma of Skin	-	-	-	-	1	100.0	-	-	-	-	-	-	1	100.0
C44	Other Skin	67	87.0	-	-	10	13.0	-	-	-	-	-	-	77	100.0
C45	Mesothelioma	1	100.0	-	-	-	-	-	-	-	-	-	-	1	100.0
C46	Kaposi Sarcoma	-	-	-	-	-	-	-	-	-	-	-	-	-	-
C47 + C49	Conn. & Soft Tissue	34	75.6	-	-	9	20.0	-	-	-	-	2	4.4	45	100.0
C50	Breast	38	69.1	1	1.8	13	23.6	-	-	-	-	3	5.5	55	100.0
C60	Penis	44	88.0	-	-	3	6.0	-	-	-	-	3	6.0	50	100.0
C61	Prostate	277	81.0	-	-	27	7.9	-	-	-	-	38	11.1	342	100.0
C62	Testis	24	70.6	-	-	8	23.5	-	-	-	-	2	5.9	34	100.0
C63	Other Male Genital	1	20.0	-	-	-	-	-	-	-	-	4	80.0	5	100.0
C64	Kidney etc.	70	78.7	-	-	9	10.1	-	-	1	1.1	9	10.1	89	100.0
C65	Renal Pelvis	-	-	-	-	-	-	-	-	-	-	-	-	-	-
C66	Ureter	2	100.0	-	-	-	-	-	-	-	-	-	-	2	100.0
C67	Bladder	211	91.7	-	-	4	1.7	-	-	-	-	15	6.5	230	100.0
C68	Uns. Urinary Organs	4	100.0	-	-	-	-	-	-	-	-	-	-	4	100.0
C69	Eye	8	61.5	-	-	2	15.4	-	-	-	-	3	23.1	13	100.0
C70-C72	Brain, Nervous System	90	82.6	-	-	4	3.7	-	-	-	-	15	13.8	109	100.0
C73	Thyroid	23	57.5	-	-	16	40.0	-	-	-	-	1	2.5	40	100.0
C74	Adrenal Gland	1	100.0	-	-	-	-	-	-	-	-	-	-	1	100.0
C81	Hodgkins Disease	27	64.3	-	-	13	31.0	-	-	-	-	2	4.8	42	100.0
C82-C85, C96	NHL	84	61.8	1	0.7	44	32.4	-	-	3	2.2	4	2.9	136	100.0
C88	Malig Imn. Prol D	-	-	-	-	-	-	-	-	-	-	-	-	-	-
C90	Multiple Myeloma	2	4.3	-	-	1	2.1	-	-	40	85.1	4	8.5	47	100.0
C91	Lymphoid Leuk.	-	-	-	-	-	-	-	-	49	77.8	14	22.2	63	100.0
C92-C94	Myeloid Leukaemia	-	-	-	-	-	-	-	-	44	73.3	16	26.7	60	100.0
C95	Leukaemia Uns	-	-	-	-	-	-	-	-	37	77.1	11	22.9	48	100.0
O&U	Other and Uns	84	25.4	55	16.6	143	43.2	-	-	3	0.9	46	13.9	331	100.0
	All Sites	2853	61.9	80	1.7	1032	22.4	-	-	179	3.9	467	10.1	4611	100.0

TABLE KOL-6(b): Number (#) and Proportion (%) of Cancers by Site (ICD-10) and Detailed Microscopic Diagnosis: 2006-2007 - Females - Kolkata

ICD-10	Site	Pri. Hist		Sec. Hist		Cytology		Blood Film		Bone Marrow		Others		Total	
		#	%	#	%	#	%	#	%	#	%	#	%	#	%
C00	Lip	5	83.3	-	-	1	16.7	-	-	-	-	-	-	6	100.0
C01-C02	Tongue	80	90.9	1	1.1	6	6.8	-	-	-	-	1	1.1	88	100.0
C03-C06	Mouth	86	94.5	-	-	2	2.2	-	-	-	-	3	3.3	91	100.0
C07-C08	Salivary Gland	13	59.1	-	-	8	36.4	-	-	-	-	1	4.5	22	100.0
C09	Tonsil	10	83.3	-	-	2	16.7	-	-	-	-	-	-	12	100.0
C10	Oth. Oropharynx	1	33.3	-	-	2	66.7	-	-	-	-	-	-	3	100.0
C11	Nasopharynx	5	100.0	-	-	-	-	-	-	-	-	-	-	5	100.0
C12-C13	Hypopharynx	6	75.0	-	-	2	25.0	-	-	-	-	-	-	8	100.0
C14	Pharynx Unspecified	8	100.0	-	-	-	-	-	-	-	-	-	-	8	100.0
C15	Oesophagus	66	91.7	1	1.4	2	2.8	-	-	-	-	3	4.2	72	100.0
C16	Stomach	66	76.7	2	2.3	4	4.7	-	-	-	-	14	16.3	86	100.0
C17	Small Intestine	5	100.0	-	-	-	-	-	-	-	-	-	-	5	100.0
C18	Colon	59	68.6	-	-	8	9.3	-	-	-	-	19	22.1	86	100.0
C19-C20	Rectum	74	93.7	-	-	2	2.5	-	-	-	-	3	3.8	79	100.0
C21	Anus & Anal Canal	18	78.3	-	-	2	8.7	-	-	-	-	3	13.0	23	100.0
C22	Liver	9	15.8	-	-	27	47.4	-	-	-	-	21	36.8	57	100.0
C23-C24	Gallbladder etc.	139	52.5	2	0.8	65	24.5	-	-	-	-	59	22.3	265	100.0
C25	Pancreas	11	30.6	-	-	8	22.2	-	-	-	-	17	47.2	36	100.0
C30-C31	Nose, Sinuses etc.	20	100.0	-	-	-	-	-	-	-	-	-	-	20	100.0
C32	Larynx	34	82.9	-	-	3	7.3	-	-	-	-	4	9.8	41	100.0
C33-C34	Lung etc.	55	29.7	2	1.1	99	53.5	-	-	-	-	29	15.7	185	100.0
C37-C38	Other Thoracic Organs	2	33.3	-	-	4	66.7	-	-	-	-	-	-	6	100.0
C40-C41	Bone	28	59.6	-	-	15	31.9	-	-	1	2.1	3	6.4	47	100.0
C43	Melanoma of Skin	-	-	-	-	1	100.0	-	-	-	-	-	-	1	100.0
C44	Other Skin	55	83.3	-	-	11	16.7	-	-	-	-	-	-	66	100.0
C45	Mesothelioma	-	-	-	-	-	-	-	-	-	-	-	-	-	-
C46	Kaposi Sarcoma	-	-	-	-	-	-	-	-	-	-	-	-	-	-
C47 + C49	Conn. & Soft Tissue	14	77.8	-	-	3	16.7	-	-	-	-	1	5.6	18	100.0
C50	Breast	849	70.5	3	0.2	328	27.2	-	-	-	-	25	2.1	1205	100.0
C51	Vulva	17	100.0	-	-	-	-	-	-	-	-	-	-	17	100.0
C52	Vagina	25	96.2	-	-	1	3.8	-	-	-	-	-	-	26	100.0
C53	Cervix Uteri	620	93.9	1	0.2	27	4.1	-	-	-	-	12	1.8	660	100.0
C54	Corpus Uteri	128	98.5	-	-	2	1.5	-	-	-	-	-	-	130	100.0
C55	Uterus Unspecified	12	85.7	-	-	1	7.1	-	-	-	-	1	7.1	14	100.0
C56	Ovary etc.	266	74.7	3	0.8	35	9.8	-	-	-	-	52	14.6	356	100.0
C57	Other Female Genital	2	100.0	-	-	-	-	-	-	-	-	-	-	2	100.0
C58	Placenta	1	100.0	-	-	-	-	-	-	-	-	-	-	1	100.0
C64	Kidney etc.	25	71.4	-	-	8	22.9	-	-	-	-	2	5.7	35	100.0
C65	Renal Pelvis	-	-	-	-	-	-	-	-	-	-	-	-	-	-
C66	Ureter	3	100.0	-	-	-	-	-	-	-	-	-	-	3	100.0
C67	Bladder	37	86.0	-	-	1	2.3	-	-	-	-	5	11.6	43	100.0
C68	Uns. Urinary Organs	2	100.0	-	-	-	-	-	-	-	-	-	-	2	100.0
C69	Eye	6	54.5	-	-	-	-	-	-	-	-	5	45.5	11	100.0
C70-C72	Brain, Nervous System	55	88.7	1	1.6	2	3.2	-	-	-	-	4	6.5	62	100.0
C73	Thyroid	47	62.7	1	1.3	27	36.0	-	-	-	-	-	-	75	100.0
C74	Adrenal Gland	-	-	-	-	-	-	-	-	-	-	-	-	-	-
C81	Hodgkins Disease	9	52.9	-	-	6	35.3	-	-	-	-	2	11.8	17	100.0
C82-C85,C96	NHL	55	63.2	-	-	25	28.7	-	-	4	4.6	3	3.4	87	100.0
C88	Malig Imn.Prol D	-	-	-	-	-	-	-	-	-	-	-	-	-	-
C90	Multiple Myeloma	1	5.0	-	-	-	-	-	-	18	90.0	1	5.0	20	100.0
C91	Lymphoid Leuk.	-	-	-	-	-	-	-	-	28	82.4	6	17.6	34	100.0
C92-C94	Myeloid Leukaemia	-	-	-	-	-	-	-	-	24	85.7	4	14.3	28	100.0
C95	Leukaemia Uns	-	-	-	-	-	-	1	4.3	17	73.9	5	21.7	23	100.0
O&U	Other and Uns	60	25.0	42	17.5	80	33.3	-	-	-	-	58	24.2	240	100.0
	All Sites	3089	69.8	59	1.3	820	18.5	1	-	92	2.1	366	8.3	4427	100.0

**TABLE KOL-7 (a): Number of Cancer Deaths by Five Year Age Group and Site (ICD-10):
2006-2007 – Males**

%= Relative Proportion of Cancers of All Sites.

Kolkata

ICD-10	Site	0-4	5-9	10-14	15-19	20-24	25-29	30-34	35-39	40-44	45-49	50-54	55-59	60-64	65-69	70-74	75+	Unkn	Total	%
C00	Lip	-	-	-	-	-	-	-	-	-	1	-	2	2	-	-	1	-	6	0.27
C01-C02	Tongue	-	-	-	-	1	2	1	2	4	6	3	6	8	7	6	6	-	52	2.30
C03-C06	Mouth	-	-	-	-	1	-	1	4	3	3	3	6	10	1	9	1	-	42	1.86
C07-C08	Salivary Gland	-	-	-	1	-	-	-	1	-	2	2	-	-	-	1	1	-	8	0.35
C09	Tonsil	-	-	-	-	-	-	-	-	1	-	-	3	-	1	1	2	-	8	0.35
C10	Oth. Oropharynx	-	-	-	-	-	-	-	-	-	-	-	-	3	1	-	1	-	5	0.22
C11	Nasopharynx	-	-	-	-	-	2	1	-	-	-	1	3	2	1	1	-	-	11	0.49
C12-C13	Hypopharynx	-	-	-	-	-	-	-	-	-	1	2	2	3	5	3	5	-	21	0.93
C14	Pharynx Unspecified	-	-	-	-	-	-	4	1	-	8	6	2	5	5	6	10	-	47	2.08
C15	Oesophagus	-	-	-	-	-	-	2	-	2	7	7	12	15	22	8	15	-	90	3.98
C16	Stomach	-	-	-	-	-	1	-	1	8	13	13	20	19	26	20	23	-	144	6.37
C17	Small Intestine	-	-	-	-	-	-	-	-	-	1	-	-	1	1	2	1	-	6	0.27
C18	Colon	-	-	-	-	-	-	-	2	-	3	4	7	5	8	6	19	-	54	2.39
C19-C20	Rectum	-	-	-	1	1	-	2	4	1	5	8	4	6	3	2	9	-	46	2.03
C21	Anus & Anal Canal	-	-	-	-	-	-	-	-	1	-	1	3	1	2	-	4	-	12	0.53
C22	Liver	1	-	-	-	1	1	1	5	6	9	10	14	11	15	19	28	-	121	5.35
C23-C24	Gallbladder etc.	-	-	-	-	-	1	-	2	2	7	8	9	9	12	11	15	-	76	3.36
C25	Pancreas	-	-	-	-	1	-	-	1	1	5	9	15	11	9	12	19	-	83	3.67
C30-C31	Nose, Sinuses etc.	-	-	-	-	-	-	-	1	-	-	-	-	1	1	-	-	-	3	0.13
C32	Larynx	-	-	-	-	-	-	2	1	4	8	15	17	17	13	23	32	-	132	5.84
C33-C34	Lung etc.	-	-	-	-	-	2	4	7	9	24	52	71	81	91	58	108	1	508	22.47
C37-C38	Other Thoracic Organs	-	-	-	-	1	-	-	-	-	-	-	2	1	1	-	2	-	7	0.31
C40-C41	Bone	-	-	1	2	-	-	1	-	3	-	5	2	4	2	3	4	-	27	1.19
C43	Melanoma of Skin	-	-	-	-	-	-	-	-	-	-	-	-	-	-	-	-	-	-	-
C44	Other Skin	-	-	-	-	-	-	-	-	1	1	-	1	1	1	-	-	-	5	0.22
C45	Mesothelioma	-	-	-	-	-	-	-	-	-	-	-	-	-	-	-	-	-	-	-
C46	Kaposi Sarcoma	-	-	-	-	-	-	-	-	-	-	-	-	-	-	-	-	-	-	-
C47+C49	Conn. & Soft Tissue	-	-	-	-	-	-	1	-	1	-	3	1	1	1	-	1	-	9	0.40
C50	Breast	-	-	-	-	-	-	2	-	1	2	1	5	-	2	1	1	-	15	0.66
C60	Penis	-	-	-	-	-	-	-	-	-	2	1	-	1	-	1	5	-	10	0.44
C61	Prostate	-	-	-	-	-	-	-	-	-	1	1	5	10	20	17	73	-	127	5.62
C62	Testis	-	-	-	-	-	-	-	-	-	-	-	-	-	1	2	-	-	3	0.13
C63	Other Male Genital	-	-	-	-	-	-	-	-	-	-	-	-	-	1	2	4	-	7	0.31
C64	Kidney etc.	-	-	-	-	1	-	1	-	1	4	5	2	3	6	7	3	-	33	1.46
C65	Renal Pelvis	-	-	-	-	-	-	-	-	-	-	-	-	-	-	-	-	-	-	-
C66	Ureter	-	-	-	-	-	-	-	-	-	-	1	-	-	-	-	-	-	1	0.04
C67	Bladder	-	-	-	-	-	-	-	3	3	3	7	9	6	16	6	22	-	75	3.32
C68	Uns.Urinary Organs	-	-	-	-	-	-	-	-	-	-	-	-	1	-	-	-	-	1	0.04
C69	Eye	-	-	-	-	-	-	-	-	2	1	1	1	1	1	-	1	-	8	0.35
C70-C72	Brain, Nervous System	-	2	-	-	-	1	2	1	1	5	6	5	4	7	6	10	-	50	2.21
C73	Thyroid	-	-	-	-	-	-	-	-	-	-	1	1	-	-	-	-	-	2	0.09
C74	Adrenal Gland	-	-	-	-	-	-	-	-	-	-	-	-	-	-	-	-	-	-	-
C81	Hodgkins Disease	-	-	-	-	-	-	1	-	1	1	-	1	-	-	-	2	-	6	0.27
C82-C85,C96	NHL	-	1	-	1	2	-	-	2	1	5	3	5	7	3	8	4	-	42	1.86
C88	Malig Imn.Prol D	-	-	-	-	-	-	-	-	-	-	-	-	-	-	-	-	-	-	-
C90	Multiple Myeloma	-	-	-	-	-	1	-	1	1	-	1	3	4	3	3	4	-	21	0.93
C91	Lymphoid Leuk.	3	2	2	3	-	1	1	-	1	1	-	1	-	1	1	1	-	18	0.80
C92-C94	Myeloid Leukaemia	3	2	-	1	4	3	2	2	1	-	5	3	2	4	5	7	-	44	1.95
C95	Leukaemia Uns	2	2	-	1	1	1	1	1	-	1	1	2	2	1	2	4	-	22	0.97
O&U	Other and Uns	1	5	1	4	4	4	3	7	13	25	19	18	38	36	37	38	-	253	11.19
	All Sites	10	14	4	14	18	20	33	49	73	155	205	263	296	331	289	486	1	2261	100.00

**TABLE KOL-7 (b): Number of Cancer Deaths by Five Year Age Group and Site (ICD-10):
2006-2007 – Females**

%= Relative Proportion of Cancers of All Sites.

Kolkata

ICD-10	Site	0-4	5-9	10-14	15-19	20-24	25-29	30-34	35-39	40-44	45-49	50-54	55-59	60-64	65-69	70-74	75+	Unkn	Total	%
C00	Lip	-	-	-	-	-	-	-	-	-	-	-	-	1	-	-	-	-	1	0.06
C01-C02	Tongue	-	-	-	-	-	-	1	-	3	-	5	3	5	1	1	4	-	23	1.34
C03-C06	Mouth	-	-	-	-	-	-	1	-	1	-	3	1	2	2	4	2	-	16	0.93
C07-C08	Salivary Gland	-	-	-	-	-	-	-	-	-	1	-	-	2	-	1	2	-	6	0.35
C09	Tonsil	-	-	-	-	-	-	-	-	-	1	-	2	-	-	-	-	-	3	0.17
C10	Oth. Oropharynx	-	-	-	-	-	-	-	-	-	-	-	-	-	-	-	-	-	-	-
C11	Nasopharynx	-	-	-	-	-	-	-	-	-	-	-	-	-	-	-	-	-	-	-
C12-C13	Hypopharynx	-	-	-	-	-	-	-	-	-	-	-	-	-	-	-	-	-	-	-
C14	Pharynx Unspecified	-	-	-	-	-	-	-	-	2	1	1	2	4	2	1	4	-	17	0.99
C15	Oesophagus	-	-	-	-	-	-	1	3	-	1	3	1	4	5	6	17	-	41	2.39
C16	Stomach	-	-	-	-	1	1	1	4	3	5	12	10	10	8	10	19	-	84	4.89
C17	Small Intestine	-	-	-	-	-	-	-	-	-	-	-	-	-	-	-	1	-	1	0.06
C18	Colon	-	-	-	-	-	1	-	3	1	2	4	3	9	9	10	15	-	57	3.32
C19-C20	Rectum	-	-	-	-	-	3	3	5	3	-	2	2	-	3	6	7	-	34	1.98
C21	Anus & Anal Canal	-	-	-	-	1	-	-	-	-	4	-	1	2	3	1	5	-	17	0.99
C22	Liver	-	-	-	-	1	-	1	4	3	7	7	6	4	8	9	11	-	61	3.55
C23-C24	Gallbladder etc.	-	-	-	-	-	-	1	5	9	13	14	21	21	21	22	34	-	161	9.38
C25	Pancreas	-	-	-	-	-	-	-	-	-	4	4	8	-	7	11	12	-	46	2.68
C30-C31	Nose, Sinuses etc.	-	-	-	-	-	-	-	-	-	-	-	-	-	-	-	-	-	-	-
C32	Larynx	-	-	-	-	-	-	1	1	1	2	2	5	1	4	2	7	-	26	1.51
C33-C34	Lung etc.	-	-	-	-	-	2	2	7	6	10	10	13	14	17	20	20	-	121	7.05
C37-C38	Other Thoracic Organs	-	-	-	-	-	-	-	-	-	1	1	-	-	-	1	1	-	4	0.23
C40-C41	Bone	-	-	-	1	1	1	-	-	-	-	4	1	-	2	1	4	-	15	0.87
C43	Melanoma of Skin	-	-	-	-	-	-	-	1	-	1	1	-	-	-	-	-	-	3	0.17
C44	Other Skin	-	-	-	-	-	-	-	-	-	-	1	-	1	1	-	3	-	6	0.35
C45	Mesothelioma	-	-	-	-	-	-	-	-	-	-	-	-	-	-	-	-	-	-	-
C46	Kaposi Sarcoma	-	-	-	-	-	-	-	-	-	-	-	-	-	-	-	-	-	-	-
C47+C49	Conn. & Soft Tissue	1	-	-	2	-	-	1	-	-	-	1	1	-	3	2	1	-	12	0.70
C50	Breast	-	-	-	-	1	-	6	20	25	34	40	30	32	30	23	31	1	273	15.90
C51	Vulva	-	-	-	-	-	-	-	-	-	-	1	-	-	1	-	2	-	4	0.23
C52	Vagina	-	-	-	-	-	-	-	-	-	-	-	1	-	-	1	1	-	3	0.17
C53	Cervix Uteri	-	-	-	-	-	-	-	8	11	28	14	8	17	12	15	17	-	130	7.57
C54	Corpus Uteri	-	-	-	-	-	-	-	-	-	1	2	-	-	2	-	1	-	6	0.35
C55	Uterus Unspecified	-	-	-	-	-	-	1	2	2	5	4	4	1	5	4	4	-	32	1.86
C56	Ovary etc.	-	-	-	-	1	5	3	6	11	20	18	9	19	16	14	16	-	138	8.04
C57	Other Female Genital	-	-	-	-	-	-	-	-	-	1	-	-	-	-	-	1	-	2	0.12
C58	Placenta	-	-	-	-	-	-	-	-	-	-	-	-	-	-	-	-	-	-	-
C64	Kidney etc.	2	-	-	-	-	-	-	3	-	-	1	1	2	-	1	3	-	13	0.76
C65	Renal Pelvis	-	-	-	-	-	-	-	-	-	-	-	-	-	-	-	-	-	-	-
C66	Ureter	-	-	-	-	-	-	-	-	-	-	-	-	-	-	-	-	-	-	-
C67	Bladder	-	-	-	-	-	-	-	1	2	2	4	1	5	8	5	8	-	36	2.10
C68	Uns. Urinary Organs	-	-	-	-	-	-	-	-	-	-	-	-	-	-	-	-	-	-	-
C69	Eye	2	-	-	-	-	1	1	2	1	2	1	-	1	1	3	1	-	16	0.93
C70-C72	Brain, Nervous System	-	-	1	1	2	-	1	5	3	1	3	3	5	4	1	2	-	32	1.86
C73	Thyroid	-	-	-	-	-	-	-	-	1	2	-	-	1	-	-	2	-	6	0.35
C74	Adrenal Gland	-	-	-	-	-	-	1	-	-	-	-	-	-	-	-	-	-	1	0.06
C81	Hodgkins Disease	-	-	-	-	-	-	-	-	1	-	1	-	1	1	-	1	-	5	0.29
C82-C85,C96	NHL	-	-	1	-	-	-	1	2	2	1	2	2	3	1	1	4	-	20	1.16
C88	Malignant Proliferative Disorder	-	-	-	-	-	-	-	-	-	-	-	-	-	-	-	-	-	-	-
C90	Multiple Myeloma	-	-	-	-	-	-	-	-	1	1	-	-	1	2	2	1	-	8	0.47
C91	Lymphoid Leuk.	1	2	-	-	-	1	2	-	1	1	1	-	-	-	1	-	-	10	0.58
C92-C94	Myeloid Leukaemia	1	-	-	1	-	1	1	4	-	2	-	2	1	1	1	1	-	16	0.93
C95	Leukaemia Uns.	1	1	1	-	-	1	-	4	1	1	1	2	1	-	1	6	-	21	1.22
O&U	Other and Uns.	1	2	1	2	1	4	4	7	8	13	19	20	18	25	16	49	-	190	11.07
	All Sites	9	5	4	7	9	21	34	97	102	168	187	163	188	205	197	320	1	1717	100.00

TABLE KOL-8(a):
Average Annual Age Specific, Crude (CR), Age Adjusted (AAR) (with Standard Error (SE)) and
Truncated (35-64 Yrs) (TR) Mortality Rate per 100,000 population: 2006-2007 - Males
Kolkata

ICD-10	0-4	5-9	10-14	15-19	20-24	25-29	30-34	35-39	40-44	45-49	50-54	55-59	60-64	65-69	70-74	>75	CR	AAR	SE	TR
C00	-	-	-	-	-	-	-	-	-	0.3	-	0.9	1.1	-	-	0.7	0.1	0.1	0.05	0.3
C01-C02	-	-	-	-	0.2	0.4	0.2	0.5	1.0	1.7	1.1	2.8	4.6	4.9	5.9	4.5	1.0	1.0	0.13	1.7
C03-C06	-	-	-	-	0.2	-	0.2	0.9	0.8	0.8	1.1	2.8	5.7	0.7	8.8	0.7	0.8	0.8	0.12	1.8
C07-C08	-	-	-	0.2	-	-	-	0.2	-	0.6	0.7	-	-	-	1.0	0.7	0.2	0.1	0.05	0.3
C09	-	-	-	-	-	-	-	-	0.3	-	-	1.4	-	0.7	1.0	1.5	0.2	0.1	0.05	0.2
C10	-	-	-	-	-	-	-	-	-	-	-	-	1.7	0.7	-	0.7	0.1	0.1	0.05	0.2
C11	-	-	-	-	-	0.4	0.2	-	-	-	0.4	1.4	1.1	0.7	1.0	-	0.2	0.2	0.06	0.4
C12-C13	-	-	-	-	-	-	-	-	-	0.3	0.7	0.9	1.7	3.5	2.9	3.7	0.4	0.4	0.09	0.5
C14	-	-	-	-	-	-	0.9	0.2	-	2.3	2.1	0.9	2.9	3.5	5.9	7.4	0.9	0.8	0.12	1.3
C15	-	-	-	-	-	-	0.5	-	0.5	2.0	2.5	5.6	8.6	15.3	7.8	11.1	1.8	1.7	0.18	2.7
C16	-	-	-	-	-	0.2	-	0.2	2.1	3.7	4.6	9.3	10.9	18.1	19.5	17.1	2.8	2.7	0.23	4.5
C17	-	-	-	-	-	-	-	-	-	0.3	-	-	0.6	0.7	2.0	0.7	0.1	0.1	0.05	0.1
C18	-	-	-	-	-	-	-	0.5	-	0.8	1.4	3.3	2.9	5.6	5.9	14.1	1.1	1.0	0.13	1.3
C19-C20	-	-	-	0.2	0.2	-	0.5	0.9	0.3	1.4	2.9	1.9	3.4	2.1	2.0	6.7	0.9	0.8	0.12	1.6
C21	-	-	-	-	-	-	-	-	0.3	-	0.4	1.4	0.6	1.4	-	3.0	0.2	0.2	0.06	0.4
C22	0.4	-	-	-	0.2	0.2	0.2	1.2	1.5	2.5	3.6	6.5	6.3	10.4	18.6	20.8	2.4	2.2	0.20	3.2
C23-C24	-	-	-	-	-	0.2	-	0.5	0.5	2.0	2.9	4.2	5.2	8.3	10.7	11.1	1.5	1.4	0.16	2.2
C25	-	-	-	-	0.2	-	-	0.2	0.3	1.4	3.2	7.0	6.3	6.3	11.7	14.1	1.6	1.5	0.17	2.6
C30-C31	-	-	-	-	-	-	-	0.2	-	-	-	-	0.6	0.7	-	-	0.1	0.1	0.03	0.1
C32	-	-	-	-	-	-	0.5	0.2	1.0	2.3	5.4	7.9	9.8	9.0	22.5	23.8	2.6	2.4	0.21	3.8
C33-C34	-	-	-	-	-	0.4	0.9	1.6	2.3	6.8	18.6	33.0	46.5	63.2	56.7	80.3	10.0	9.5	0.43	15.3
C37-C38	-	-	-	-	0.2	-	-	-	-	-	-	0.9	0.6	0.7	-	1.5	0.1	0.1	0.05	0.2
C40-C41	-	-	0.2	0.4	-	-	0.2	-	0.8	-	1.8	0.9	2.3	1.4	2.9	3.0	0.5	0.5	0.10	0.9
C43	-	-	-	-	-	-	-	-	-	-	-	-	-	-	-	-	-	-	-	-
C44	-	-	-	-	-	-	-	-	0.3	0.3	-	0.5	0.6	0.7	-	-	0.1	0.1	0.04	0.2
C45	-	-	-	-	-	-	-	-	-	-	-	-	-	-	-	-	-	-	-	-
C46	-	-	-	-	-	-	-	-	-	-	-	-	-	-	-	-	-	-	-	-
C47+C49	-	-	-	-	-	-	0.2	-	0.3	-	1.1	0.5	0.6	0.7	-	0.7	0.2	0.2	0.05	0.4
C50	-	-	-	-	-	-	0.5	-	0.3	0.6	0.4	2.3	-	1.4	1.0	0.7	0.3	0.3	0.07	0.5
C60	-	-	-	-	-	-	-	-	-	0.6	0.4	-	0.6	-	1.0	3.7	0.2	0.2	0.05	0.2
C61	-	-	-	-	-	-	-	-	-	0.3	0.4	2.3	5.7	13.9	16.6	54.3	2.5	2.2	0.20	1.2
C62	-	-	-	-	-	-	-	-	-	-	-	-	-	0.7	2.0	-	0.1	0.1	0.03	-
C63	-	-	-	-	-	-	-	-	-	-	-	-	-	0.7	2.0	3.0	0.1	0.1	0.05	-
C64	-	-	-	-	0.2	-	0.2	-	0.3	1.1	1.8	0.9	1.7	4.2	6.8	2.2	0.7	0.6	0.11	0.9
C65	-	-	-	-	-	-	-	-	-	-	-	-	-	-	-	-	-	-	-	-
C66	-	-	-	-	-	-	-	-	-	-	0.4	-	-	-	-	-	-	-	0.02	0.1
C67	-	-	-	-	-	-	-	0.7	0.8	0.8	2.5	4.2	3.4	11.1	5.9	16.4	1.5	1.3	0.16	1.8
C68	-	-	-	-	-	-	-	-	-	-	-	-	0.6	-	-	-	-	-	0.02	0.1
C69	-	-	-	-	-	-	-	-	0.5	0.3	0.4	0.5	0.6	0.7	-	0.7	0.2	0.1	0.05	0.3
C70-C72	-	0.6	-	-	-	0.2	0.5	0.2	0.3	1.4	2.1	2.3	2.3	4.9	5.9	7.4	1.0	0.9	0.13	1.3
C73	-	-	-	-	-	-	-	-	-	-	0.4	0.5	-	-	-	-	-	-	0.03	0.1
C74	-	-	-	-	-	-	-	-	-	-	-	-	-	-	-	-	-	-	-	-
C81	-	-	-	-	-	-	0.2	-	0.3	0.3	-	0.5	-	-	-	1.5	0.1	0.1	0.04	0.2
C82-C85,C96	-	0.3	-	0.2	0.4	-	-	0.5	0.3	1.4	1.1	2.3	4.0	2.1	7.8	3.0	0.8	0.8	0.12	1.4
C88	-	-	-	-	-	-	-	-	-	-	-	-	-	-	-	-	-	-	-	-
C90	-	-	-	-	-	0.2	-	0.2	0.3	-	0.4	1.4	2.3	2.1	2.9	3.0	0.4	0.4	0.09	0.6
C91	1.2	0.6	0.5	0.7	-	0.2	0.2	-	0.3	0.3	-	0.5	-	0.7	1.0	0.7	0.4	0.4	0.11	0.2
C92-C94	1.2	0.6	-	0.2	0.8	0.6	0.5	0.5	0.3	-	1.8	1.4	1.1	2.8	4.9	5.2	0.9	0.9	0.14	0.8
C95	0.8	0.6	-	0.2	0.2	0.2	0.2	0.2	-	0.3	0.4	0.9	1.1	0.7	2.0	3.0	0.4	0.5	0.11	0.4
O&U	0.4	1.5	0.2	0.9	0.8	0.8	0.7	1.6	3.3	7.0	6.8	8.4	21.8	25.0	36.1	28.2	5.0	4.8	0.31	7.3
All	4.0	4.2	1.0	3.1	3.7	4.2	7.6	11.3	18.8	43.7	73.3	122.4	169.9	230.0	282.3	361.2	44.6	41.9	0.9	63.8

TABLE KOL-8(b):
Average Annual Age Specific, Crude (CR), Age Adjusted (AAR) (with Standard Error(SE)) and
Truncated (35-64 Yrs) (TR) Mortality Rate per 100,000 population: 2006-2007 - Females
Kolkata

ICD-10	0-4	5-9	10-14	15-19	20-24	25-29	30-34	35-39	40-44	45-49	50-54	55-59	60-64	65-69	70-74	>75	CR	AAR	SE	TR
C00	-	-	-	-	-	-	-	-	-	-	-	-	0.7	-	-	-	-	-	0.03	0.1
C01-C02	-	-	-	-	-	-	0.3	-	1.0	-	2.4	1.8	3.3	0.7	1.0	3.1	0.5	0.5	0.11	1.2
C03-C06	-	-	-	-	-	-	0.3	-	0.3	-	1.4	0.6	1.3	1.5	4.2	1.6	0.4	0.3	0.09	0.5
C07-C08	-	-	-	-	-	-	-	-	-	0.4	-	-	1.3	-	1.0	1.6	0.1	0.1	0.05	0.2
C09	-	-	-	-	-	-	-	-	-	0.4	-	1.2	-	-	-	-	0.1	0.1	0.04	0.2
C10	-	-	-	-	-	-	-	-	-	-	-	-	-	-	-	-	-	-	-	-
C11	-	-	-	-	-	-	-	-	-	-	-	-	-	-	-	-	-	-	-	-
C12-C13	-	-	-	-	-	-	-	-	-	-	-	-	-	-	-	-	-	-	-	-
C14	-	-	-	-	-	-	-	-	0.7	0.4	0.5	1.2	2.6	1.5	1.0	3.1	0.4	0.4	0.09	0.8
C15	-	-	-	-	-	-	0.3	0.8	-	0.4	1.4	0.6	2.6	3.7	6.3	13.3	1.0	0.8	0.13	0.9
C16	-	-	-	-	0.3	0.2	0.3	1.0	1.0	1.8	5.7	6.1	6.6	5.9	10.4	14.9	2.0	1.8	0.20	3.3
C17	-	-	-	-	-	-	-	-	-	-	-	-	-	-	-	0.8	-	-	0.02	-
C18	-	-	-	-	-	0.2	-	0.8	0.3	0.7	1.9	1.8	5.9	6.6	10.4	11.8	1.3	1.2	0.16	1.7
C19-C20	-	-	-	-	-	0.7	0.8	1.3	1.0	-	1.0	1.2	-	2.2	6.3	5.5	0.8	0.6	0.11	0.8
C21	-	-	-	-	0.3	-	-	-	-	1.4	-	0.6	1.3	2.2	1.0	3.9	0.4	0.3	0.09	0.5
C22	-	-	-	-	0.3	-	0.3	1.0	1.0	2.5	3.3	3.6	2.6	5.9	9.4	8.6	1.4	1.3	0.16	2.2
C23-C24	-	-	-	-	-	-	0.3	1.3	3.0	4.6	6.7	12.7	13.9	15.5	23.0	26.7	3.8	3.4	0.27	6.2
C25	-	-	-	-	-	-	-	-	-	1.4	1.9	4.9	-	5.2	11.5	9.4	1.1	0.9	0.14	1.2
C30-C31	-	-	-	-	-	-	-	-	-	-	-	-	-	-	-	-	-	-	-	-
C32	-	-	-	-	-	-	0.3	0.3	0.3	0.7	1.0	3.0	0.7	3.0	2.1	5.5	0.6	0.5	0.11	0.9
C33-C34	-	-	-	-	-	0.5	0.6	1.8	2.0	3.5	4.8	7.9	9.3	12.6	20.9	15.7	2.8	2.5	0.23	4.4
C37-C38	-	-	-	-	-	-	-	-	-	0.4	0.5	-	-	-	1.0	0.8	0.1	0.1	0.04	0.1
C40-C41	-	-	-	0.3	0.3	0.2	-	-	-	-	1.9	0.6	-	1.5	1.0	3.1	0.3	0.3	0.08	0.4
C43	-	-	-	-	-	-	-	0.3	-	0.4	0.5	-	-	-	-	-	0.1	0.1	0.04	0.2
C44	-	-	-	-	-	-	-	-	-	-	0.5	-	0.7	0.7	-	2.4	0.1	0.1	0.05	0.2
C45	-	-	-	-	-	-	-	-	-	-	-	-	-	-	-	-	-	-	-	-
C46	-	-	-	-	-	-	-	-	-	-	-	-	-	-	-	-	-	-	-	-
C47+C49	0.4	-	-	0.5	-	-	0.3	-	-	-	0.5	0.6	-	2.2	2.1	0.8	0.3	0.3	0.09	0.2
C50	-	-	-	-	0.3	-	1.7	5.2	8.3	11.9	19.1	18.2	21.1	22.1	24.0	24.3	6.4	5.8	0.36	13.1
C51	-	-	-	-	-	-	-	-	-	-	0.5	-	-	0.7	-	1.6	0.1	0.1	0.04	0.1
C52	-	-	-	-	-	-	-	-	-	-	-	0.6	-	-	1.0	0.8	0.1	0.1	0.04	0.1
C53	-	-	-	-	-	-	-	2.1	3.6	9.8	6.7	4.9	11.2	8.9	15.7	13.3	3.0	2.8	0.24	6.2
C54	-	-	-	-	-	-	-	-	-	0.4	1.0	-	-	1.5	-	0.8	0.1	0.1	0.05	0.2
C55	-	-	-	-	-	-	0.3	0.5	0.7	1.8	1.9	2.4	0.7	3.7	4.2	3.1	0.7	0.7	0.12	1.3
C56	-	-	-	-	0.3	1.2	0.8	1.6	3.6	7.0	8.6	5.5	12.6	11.8	14.6	12.6	3.2	3.0	0.25	6.1
C57	-	-	-	-	-	-	-	-	-	0.4	-	-	-	-	-	0.8	-	-	0.03	0.1
C58	-	-	-	-	-	-	-	-	-	-	-	-	-	-	-	-	-	-	-	-
C64	0.9	-	-	-	-	-	-	0.8	-	-	0.5	0.6	1.3	-	1.0	2.4	0.3	0.3	0.10	0.5
C65	-	-	-	-	-	-	-	-	-	-	-	-	-	-	-	-	-	-	-	-
C66	-	-	-	-	-	-	-	-	-	-	-	-	-	-	-	-	-	-	-	-
C67	-	-	-	-	-	-	-	0.3	0.7	0.7	1.9	0.6	3.3	5.9	5.2	6.3	0.8	0.8	0.13	1.1
C68	-	-	-	-	-	-	-	-	-	-	-	-	-	-	-	-	-	-	-	-
C69	0.9	-	-	-	-	0.2	0.3	0.5	0.3	0.7	0.5	-	0.7	0.7	3.1	0.8	0.4	0.4	0.11	0.5
C70-C72	-	-	0.3	0.3	0.5	-	0.3	1.3	1.0	0.4	1.4	1.8	3.3	3.0	1.0	1.6	0.7	0.7	0.12	1.4
C73	-	-	-	-	-	-	-	-	0.3	0.7	-	-	0.7	-	-	1.6	0.1	0.1	0.05	0.3
C74	-	-	-	-	-	-	0.3	-	-	-	-	-	-	-	-	-	-	-	0.02	-
C81	-	-	-	-	-	-	-	-	0.3	-	0.5	-	0.7	0.7	-	0.8	0.1	0.1	0.05	0.2
C82-C85,C96	-	-	0.3	-	-	-	0.3	0.5	0.7	0.4	1.0	1.2	2.0	0.7	1.0	3.1	0.5	0.4	0.09	0.9
C88	-	-	-	-	-	-	-	-	-	-	-	-	-	-	-	-	-	-	-	-
C90	-	-	-	-	-	-	-	0.3	0.4	-	-	-	0.7	1.5	2.1	0.8	0.2	0.2	0.06	0.2
C91	0.4	0.7	-	-	-	0.2	0.6	-	0.3	0.4	0.5	-	-	-	1.0	-	0.2	0.3	0.09	0.2
C92-C94	0.4	-	-	0.3	-	0.2	0.3	1.0	-	0.7	-	1.2	0.7	0.7	1.0	0.8	0.4	0.3	0.09	0.6
C95	0.4	0.3	0.3	-	-	0.2	-	1.0	0.3	0.4	0.5	1.2	0.7	-	1.0	4.7	0.5	0.4	0.10	0.7
O&U	0.4	0.7	0.3	0.5	0.3	1.0	1.1	1.8	2.6	4.6	9.1	12.1	11.9	18.5	16.7	38.4	4.4	4.0	0.29	6.3
All	3.8	1.7	1.1	1.8	2.3	5.2	9.5	25.2	33.7	59.0	89.5	98.9	124.2	151.3	205.9	251.1	40.0	36.2	0.9	66.0

**TABLE KOL-9(a): Cumulative Rate (Cu.Rate%) & Cumulative Risk (Cu.Risk) of Individual Sites (ICD-10) Based Age Specific Rates (from 0-64 Years and from 0-74 Years) : 2006-2007 - Males
Kolkata**

ICD-10	Site	0 - 64 Years		0 - 74 Years	
		Cu. Rate %	Cu. Risk	Cu. Rate%	Cu. Risk
C00	Lip	0.02	0.02	0.03	0.03
C01-C02	Tongue	0.29	0.29	0.45	0.45
C03-C06	Mouth	0.31	0.31	0.48	0.48
C07-C08	Salivary Gland	0.05	0.05	0.07	0.07
C09	Tonsil	0.07	0.07	0.09	0.09
C10	Oth. Oropharynx	0.02	0.02	0.03	0.03
C11	Nasopharynx	0.03	0.03	0.05	0.05
C12-C13	Hypopharynx	0.08	0.08	0.20	0.20
C14	Pharynx Unspecified	0.03	0.03	0.08	0.08
C15	Oesophagus	0.17	0.17	0.28	0.28
C16	Stomach	0.20	0.20	0.40	0.40
C17	Small Intestine	0.01	0.01	0.03	0.03
C18	Colon	0.16	0.16	0.28	0.28
C19-C20	Rectum	0.12	0.12	0.23	0.23
C21	Anus & Anal Canal	0.03	0.03	0.06	0.06
C22	Liver	0.12	0.12	0.29	0.29
C23-C24	Gallbladder etc.	0.14	0.14	0.24	0.24
C25	Pancreas	0.09	0.09	0.19	0.19
C30-C31	Nose, Sinuses etc.	0.04	0.04	0.06	0.06
C32	Larynx	0.35	0.35	0.69	0.70
C33-C34	Lung etc.	0.84	0.84	1.93	1.95
C37-C38	Other Thoracic Organs	0.05	0.05	0.05	0.05
C40-C41	Bone	0.08	0.08	0.09	0.09
C43	Melanoma of Skin	0.00	0.00	0.00	0.00
C44	Other Skin	0.08	0.08	0.18	0.18
C45	Mesothelioma	0.00	0.00	0.00	0.00
C46	Kaposi Sarcoma	0.00	0.00	0.00	0.00
C47 + C49	Conn. & Soft Tissue	0.07	0.07	0.07	0.07
C50	Breast	0.08	0.08	0.11	0.11
C60	Penis	0.07	0.07	0.09	0.09
C61	Prostate	0.22	0.22	0.77	0.77
C62	Testis	0.03	0.03	0.06	0.06
C63	Other Male Genital	0.00	0.00	0.00	0.00
C64	Kidney etc.	0.12	0.12	0.21	0.21
C65	Renal Pelvis	0.00	0.00	0.00	0.00
C66	Ureter	0.00	0.00	0.00	0.00
C67	Bladder	0.25	0.25	0.50	0.50
C68	Uns.Urinary Organs	0.00	0.00	0.01	0.01
C69	Eye	0.02	0.02	0.02	0.02
C70-C72	Brain, Nervous System	0.16	0.16	0.20	0.20
C73	Thyroid	0.06	0.06	0.08	0.08
C74	Adrenal Gland	0.00	0.00	0.00	0.00
C81	Hodgkins Disease	0.05	0.05	0.06	0.06
C82-C85,C96	NHL	0.18	0.18	0.28	0.28
C88	Malig Imn.Prol D	0.00	0.00	0.00	0.00
C90	Multiple Myeloma	0.06	0.06	0.11	0.11
C91	Lymphoid Leuk.	0.08	0.08	0.11	0.11
C92-C94	Myeloid Leukaemia	0.07	0.07	0.12	0.12
C95	Leukaemia Uns	0.07	0.07	0.08	0.08
O&U *	Other and Uns	0.37	0.37	0.66	0.67
	All Sites	5.32	5.18	10.09	9.60

TABLE KOL-9(b): Cumulative Rate (Cu.Rate%) & Cumulative Risk (Cu.Risk) of Individual Sites (ICD-10) Based Age Specific Rates (from 0-64 Years and from 0-74 Years) : 2006-2007 - Females
Kolkata

ICD-10	Site	0 - 64 Years		0 - 74 Years	
		Cu. Rate %	Cu. Risk	Cu. Rate%	Cu. Risk
C00	Lip	0.01	0.01	0.02	0.02
C01-C02	Tongue	0.15	0.15	0.23	0.23
C03-C06	Mouth	0.13	0.13	0.27	0.27
C07-C08	Salivary Gland	0.04	0.04	0.05	0.05
C09	Tonsil	0.02	0.02	0.03	0.03
C10	Oth. Oropharynx	0.00	0.00	0.01	0.01
C11	Nasopharynx	0.01	0.01	0.01	0.01
C12-C13	Hypopharynx	0.01	0.01	0.03	0.03
C14	Pharynx Unspecified	0.01	0.01	0.02	0.02
C15	Oesophagus	0.07	0.07	0.21	0.21
C16	Stomach	0.14	0.14	0.20	0.20
C17	Small Intestine	0.01	0.01	0.01	0.01
C18	Colon	0.12	0.12	0.19	0.19
C19-C20	Rectum	0.10	0.10	0.17	0.17
C21	Anus & Anal Canal	0.04	0.04	0.04	0.04
C22	Liver	0.07	0.07	0.14	0.14
C23-C24	Gallbladder etc.	0.43	0.43	0.64	0.64
C25	Pancreas	0.04	0.04	0.10	0.10
C30-C31	Nose, Sinuses etc.	0.02	0.02	0.05	0.05
C32	Larynx	0.04	0.04	0.09	0.09
C33-C34	Lung etc.	0.30	0.30	0.47	0.47
C37-C38	Other Thoracic Organs	0.01	0.01	0.02	0.02
C40-C41	Bone	0.08	0.08	0.10	0.10
C43	Melanoma of Skin	0.00	0.00	0.00	0.00
C44	Other Skin	0.10	0.10	0.15	0.15
C45	Mesothelioma	0.00	0.00	0.00	0.00
C46	Kaposi Sarcoma	0.00	0.00	0.00	0.00
C47+C49	Conn. & Soft Tissue	0.03	0.03	0.04	0.04
C50	Breast	2.14	2.11	2.65	2.69
C51	Vulva	0.02	0.02	0.03	0.03
C52	Vagina	0.04	0.04	0.07	0.07
C53	Cervix Uteri	1.20	1.19	1.54	1.56
C54	Corpus Uteri	0.24	0.24	0.31	0.31
C55	Uterus Unspecified	0.03	0.03	0.03	0.03
C56	Ovary etc.	0.66	0.66	0.82	0.82
C57	Other Female Genital	0.00	0.00	0.00	0.00
C58	Placenta	0.00	0.00	0.00	0.00
C64	Kidney etc.	0.07	0.07	0.10	0.10
C65	Renal Pelvis	0.00	0.00	0.00	0.00
C66	Ureter	0.01	0.01	0.01	0.01
C67	Bladder	0.05	0.05	0.13	0.13
C68	Uns.Urinary Organs	0.00	0.00	0.00	0.00
C69	Eye	0.01	0.01	0.03	0.03
C70-C72	Brain, Nervous System	0.11	0.11	0.14	0.14
C73	Thyroid	0.11	0.11	0.13	0.13
C74	Adrenal Gland	0.00	0.00	0.00	0.00
C81	Hodgkins Disease	0.02	0.02	0.04	0.04
C82-C85,C96	NHL	0.17	0.17	0.24	0.24
C88	Malig Imn.Prol D	0.00	0.00	0.00	0.00
C90	Multiple Myeloma	0.03	0.03	0.06	0.06
C91	Lymphoid Leuk.	0.06	0.06	0.07	0.07
C92-C94	Myeloid Leukaemia	0.05	0.05	0.06	0.06
C95	Leukaemia Uns	0.03	0.03	0.04	0.04
O&U *	Other and Uns	0.33	0.33	0.55	0.56
	All Sites	7.33	7.07	10.42	9.90

POPULATION BASED CANCER REGISTRY, KOLLAM DISTRICT, KERALA

Dr Paul Sebastian, Principal Investigator & Director, RCC, Trivandrum

Dr B. Rajan, Principal Investigator (*till October 2008*)

Dr P. Jayalekshmi, Co-Principal Investigator & In-Charge

The PBCR at Kollam, Kerala started in 2006 under the network of National Cancer Registry Programme of Indian Council of Medical Research. The registry covers an area of 2491 sq.km. with population of 26 lakhs of which 82% are rural. Rural area constitutes 4 taluks and urban areas constitute 2 municipalities and 1 corporation. The registration started in one taluk of Kollam district in 1990 as part of a study of cancer incidence and natural radiation present in the sea coast of Karunagappally Taluk. The registry aims to record all cancer cases arising from residents of Kollam District. Methodology adopted is active case finding covering more than 300 sources inside and outside Kollam district. The total number of patients registered during the year 2006-2008 was 9030. The registry is actively involved in cancer control programmes of Kollam District.

Staff Members

Mr N. Sivan Pillai , <i>M.Com</i>	:	Senior Investigator
Mrs R. Jyothisree , <i>B.Sc., DPCS (NCVT)</i>	:	Senior Investigator
Mrs M.L. Geetha , <i>B.Sc.</i>	:	Senior Investigator
Mr K. Harikrishnan , <i>B.Sc., P.G.D.C.A.</i>	:	Research Assistant & Computer Programmer
Mr V. Jayaprakash , <i>B.Com., P.G.D.C.A.</i>	:	Research Assistant & Computer Programmer
Mrs Swapna Krishnankutty , <i>B.Com.</i>	:	Junior Field Investigator
Mrs S. Reeja , <i>B.Sc., B.Ed.</i>	:	Junior Field Investigator
Mrs M. Salila , <i>B.Sc.</i>	:	Junior Field Investigator
Ms S. Soumya , <i>B.Com.</i>	:	Junior Field Investigator
Mrs R. Ajitha , <i>B.Sc.</i>	:	Junior Field Investigator
Mrs K. Jayasree , <i>B.Sc.</i>	:	Junior Field Investigator
Mrs Lalitha Bhai , <i>M.Sc.</i>	:	Junior Field Investigator
Mrs V. Mini mole , <i>General Nursing</i>	:	Junior Field Investigator
Mrs R. Sandhya , <i>B.Sc., COPA (NCVT)</i>	:	Data Processing Assistant
Mrs K. Beena , <i>Pre-Degree, COPA (NCVT)</i>	:	Data Entry Operator

Figure KLM-1
Population Pyramid showing Age Distribution: 2006-2008
Kollam

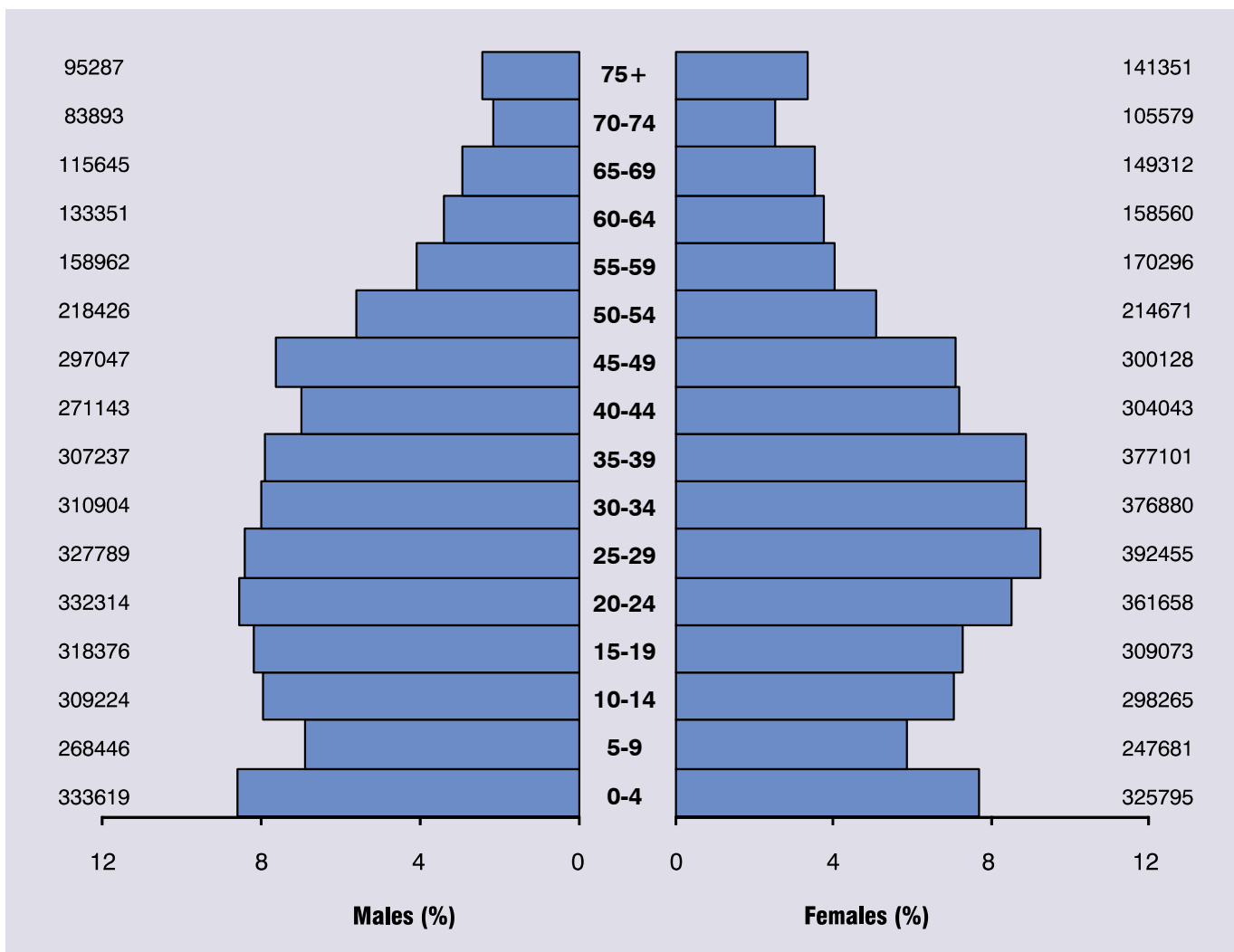


TABLE KLM-1
Population by Five Year Age Group and Gender: 2006-2008
Number and Relative Proportion (%)
Kollam

Age Group	Males		Females	
	Number	%	Number	%
0-4	333619	8.6	325795	7.7
5-9	268446	6.9	247681	5.9
10-14	309224	8.0	298265	7.0
15-19	318376	8.2	309073	7.3
20-24	332314	8.6	361658	8.5
25-29	327789	8.4	392455	9.3
30-34	310904	8.0	376880	8.9
35-39	307237	7.9	377101	8.9
40-44	271143	7.0	304043	7.2
45-49	297047	7.7	300128	7.1
50-54	218426	5.6	214671	5.1
55-59	158962	4.1	170296	4.0
60-64	133351	3.4	158560	3.7
65-69	115645	3.0	149312	3.5
70-74	83893	2.2	105579	2.5
75+	95287	2.5	141351	3.3
Total	3881663	100.0	4232848	100.0

TABLE KLM-2
Main Sources of Registration of Incident Cases of Cancer: 2006-2008
Kollam

Name of the Institution	Number	%
Regional Cancer Centre, Thiruvananthapuram	3525	39.0
Medical College, Thiruvananthapuram	2340	25.9
Vital Statistics Division of 71 Panchavyats in Kollam District	561	6.2
Holy Cross Hospital, Kottiyam	256	2.8
District Hospital, Kollam	231	2.6
Benziger Hospital, Kollam	196	2.2
Amrita Institute of Medical Science, Ernakulam	151	1.7
N.B.R.R Clinics	129	1.4
E.S.I Hospital, Asramam	128	1.4
Vital Statistics Division, Corporation Office, Thiruvananthapuram	114	1.3
S.A.T Hospital, Thiruvananthapuram	111	1.2
Vital Statistics Division, Corportaion Office, Kollam	105	1.2
Medical College Alappuzha	100	1.1
Sankers Hospital, Kollam	74	0.8
Others	1009	11.2
Total	9030	100.0

1. *Institutions listed have registered at least one percent of all cases in the registry for the combined years 2006-2008.*
2. *The numbers and proportion listed are the minimum number of cases. Institutions could have registered/ reported more cases, since duplicate registrations and non-resident/registry cases are not included.*

**TABLE KLM-3 (a): Number of Incident Cancers by Five Year Age Group and Site (ICD-10):
2006-2008 – Males**

%= Relative Proportion of Cancers of All Sites.

Kollam

ICD-10	Site	0-4	5-9	10-14	15-19	20-24	25-29	30-34	35-39	40-44	45-49	50-54	55-59	60-64	65-69	70-74	75+	Unkn	Total	%
C00	Lip	-	-	-	-	-	-	-	-	1	1	2	1	1	1	2	1	-	10	0.21
C01-C02	Tongue	-	-	-	-	1	1	1	10	17	25	35	31	23	25	17	23	-	209	4.49
C03-C06	Mouth	-	-	-	-	-	-	1	8	11	15	30	56	52	44	33	38	-	288	6.19
C07-C08	Salivary Gland	-	-	1	1	1	-	-	-	3	4	1	4	3	1	3	2	-	24	0.52
C09	Tonsil	-	-	-	-	-	-	-	-	-	-	2	2	4	1	5	4	-	18	0.39
C10	Oth. Oropharynx	-	-	-	-	-	-	1	2	3	9	12	21	10	10	11	10	1	90	1.93
C11	Nasopharynx	-	-	-	-	3	-	-	3	3	4	2	2	2	-	4	1	-	24	0.52
C12-C13	Hypopharynx	-	-	-	-	-	-	-	-	2	9	18	12	18	19	16	7	-	101	2.17
C14	Pharynx Unspecified	-	-	-	-	-	-	-	-	1	-	-	-	1	2	1	1	-	6	0.13
C15	Oesophagus	-	-	-	-	-	-	3	4	3	12	33	31	35	31	30	27	-	209	4.49
C16	Stomach	-	-	-	-	-	1	3	4	7	21	32	29	35	43	38	49	-	262	5.63
C17	Small Intestine	-	-	-	-	-	-	-	1	-	-	-	1	2	1	-	4	-	9	0.19
C18	Colon	-	-	-	1	-	1	1	7	9	10	13	14	12	15	9	11	-	103	2.21
C19-C20	Rectum	-	-	-	-	-	2	2	7	8	14	22	19	29	31	25	26	-	185	3.97
C21	Anus & Anal Canal	-	-	-	-	-	-	-	-	-	2	1	1	-	1	1	2	-	8	0.17
C22	Liver	2	-	-	-	-	1	1	5	9	21	19	29	20	18	24	23	1	173	3.72
C23-C24	Gallbladder etc.	-	-	-	-	-	-	-	-	1	4	3	7	4	5	9	5	-	38	0.82
C25	Pancreas	-	-	-	-	-	1	1	5	9	9	7	18	15	14	7	17	-	103	2.21
C30-C31	Nose, Sinuses etc.	2	-	-	-	1	-	-	-	-	-	4	4	3	2	4	1	-	21	0.45
C32	Larynx	-	-	-	-	2	-	-	2	10	13	19	39	35	34	16	21	-	191	4.10
C33-C34	Lung etc.	-	-	-	-	-	2	4	14	19	54	72	125	131	126	101	87	-	735	15.79
C37-C38	Other Thoracic Organs	2	-	1	1	-	1	-	-	-	2	-	1	3	1	-	1	-	13	0.28
C40-C41	Bone	-	1	5	9	5	2	1	2	1	1	1	3	3	-	1	1	-	36	0.77
C43	Melanoma of Skin	-	-	-	1	-	1	-	-	1	-	3	2	-	-	4	2	-	14	0.30
C44	Other Skin	-	1	-	-	-	-	1	2	1	11	5	12	12	13	12	13	-	83	1.78
C45	Mesothelioma	-	-	-	-	-	-	-	-	-	-	-	-	-	-	-	-	-	-	-
C46	Kaposi Sarcoma	-	-	-	-	-	-	-	-	-	-	-	-	-	-	-	-	-	-	-
C47+C49	Conn. & Soft Tissue	1	1	1	3	2	4	4	4	6	8	4	5	3	5	5	6	1	63	1.35
C50	Breast	-	-	-	-	-	-	-	-	2	2	1	-	1	1	-	-	-	7	0.15
C60	Penis	-	-	-	-	-	-	-	1	3	4	4	6	5	5	2	2	-	32	0.69
C61	Prostate	-	-	-	-	-	-	-	-	-	-	10	15	21	26	36	63	-	171	3.67
C62	Testis	1	-	-	-	5	7	3	1	-	1	-	1	-	1	2	-	-	22	0.47
C63	Other Male Genital	-	-	-	-	-	-	-	-	-	1	-	-	-	-	-	-	-	1	0.02
C64	Kidney etc.	7	-	-	-	-	-	2	2	2	3	6	8	9	8	4	5	1	57	1.22
C65	Renal Pelvis	-	-	-	-	-	-	-	1	-	-	1	-	-	-	-	-	-	2	0.04
C66	Ureter	-	-	-	-	-	-	-	-	-	-	-	-	-	-	-	-	-	-	-
C67	Bladder	-	-	-	-	-	-	1	1	2	8	13	16	18	19	26	21	-	125	2.68
C68	Uns. Urinary Organs	-	-	-	-	-	-	-	-	-	-	-	-	1	-	-	-	-	1	0.02
C69	Eye	2	-	-	-	-	-	-	-	1	-	1	-	-	1	1	-	-	6	0.13
C70-C72	Brain, Nervous System	2	5	4	2	3	6	5	8	2	13	14	9	11	9	10	5	-	108	2.32
C73	Thyroid	-	-	-	2	5	3	5	8	5	8	7	4	4	1	5	5	-	62	1.33
C74	Adrenal Gland	1	2	-	-	-	-	-	-	1	-	-	1	-	-	-	-	-	5	0.11
C81	Hodgkins Disease	1	1	5	1	3	6	1	2	5	2	4	6	2	2	-	1	-	42	0.90
C82-C85, C96	NHL	1	4	4	7	2	1	5	9	10	14	26	19	11	22	18	9	-	162	3.48
C88	Malig Imn. Prol D	-	-	-	-	-	-	-	-	-	-	-	-	-	-	-	-	-	-	-
C90	Multiple Myeloma	-	-	-	-	1	-	1	6	3	10	8	19	10	8	11	8	-	85	1.83
C91	Lymphoid Leuk.	14	9	7	6	4	2	2	3	2	3	2	1	1	3	4	1	-	64	1.37
C92-C94	Myeloid Leukaemia	2	2	3	5	2	4	4	8	6	9	7	5	4	6	4	6	-	77	1.65
C95	Leukaemia Uns	-	1	3	-	2	1	-	4	1	1	1	1	2	1	-	2	-	20	0.43
O&U *	Other and Uns	3	3	1	7	5	5	7	13	27	42	52	60	88	70	89	114	5	591	12.69
	All Sites	41	30	35	46	47	52	60	147	197	370	497	640	644	626	590	625	9	4656	100.0

* O&U includes the Sites (ICD-10: C26, C39, C48, C75, C76, C77, C78, C79, C80, C97)

**TABLE KLM-3 (b): Number of Incident Cancers by Five Year Age Group and Site (ICD-10):
2006-2008 – Females**

%= Relative Proportion of Cancers of All Sites.

Kollam

ICD-10	Site	0-4	5-9	10-14	15-19	20-24	25-29	30-34	35-39	40-44	45-49	50-54	55-59	60-64	65-69	70-74	75+	Unkn	Total	%
C00	Lip	-	-	-	-	-	-	-	1	-	1	2	4	2	5	2	4	-	21	0.48
C01-C02	Tongue	-	-	-	-	1	-	1	5	8	11	11	21	20	15	22	16	-	131	2.99
C03-C06	Mouth	-	-	1	-	-	-	1	8	3	10	14	31	35	44	29	44	-	220	5.03
C07-C08	Salivary Gland	-	1	1	2	1	1	-	2	1	2	1	3	1	2	1	2	1	22	0.50
C09	Tonsil	-	-	-	-	-	-	-	1	-	-	-	1	-	-	1	1	-	4	0.09
C10	Oth. Oropharynx	-	-	-	-	-	1	-	-	-	-	-	1	-	-	1	-	-	3	0.07
C11	Nasopharynx	-	-	-	-	1	-	-	1	1	1	-	1	-	-	1	1	-	7	0.16
C12-C13	Hypopharynx	-	-	-	-	-	1	-	1	1	1	2	-	2	1	-	1	-	10	0.23
C14	Pharynx Unspecified	-	-	-	-	-	-	-	-	-	-	-	-	-	-	-	-	-	-	-
C15	Oesophagus	-	-	-	-	-	-	-	-	2	5	7	7	7	18	14	15	-	75	1.71
C16	Stomach	-	-	-	-	-	2	2	4	5	5	6	8	7	13	9	12	1	74	1.69
C17	Small Intestine	-	-	-	-	-	-	-	1	2	-	-	2	1	1	1	3	-	11	0.25
C18	Colon	-	1	-	-	1	5	3	4	5	7	10	15	13	14	13	12	-	103	2.35
C19-C20	Rectum	-	-	-	-	1	1	1	5	5	11	23	20	22	31	12	16	-	148	3.38
C21	Anus & Anal Canal	-	-	-	-	-	-	-	-	-	-	2	-	1	1	2	-	-	6	0.14
C22	Liver	1	1	-	-	-	1	-	4	-	6	6	4	5	6	3	7	-	44	1.01
C23-C24	Gallbladder etc.	-	-	-	-	-	-	1	2	5	3	-	3	3	6	2	5	-	30	0.69
C25	Pancreas	-	-	-	-	-	1	1	2	2	9	8	11	5	12	5	10	-	66	1.51
C30-C31	Nose, Sinuses etc.	-	-	-	-	1	-	-	2	1	1	2	1	1	1	2	1	-	13	0.30
C32	Larynx	-	-	-	-	-	-	-	1	-	2	-	-	2	-	2	2	-	9	0.21
C33-C34	Lung etc.	-	-	-	-	2	1	3	5	4	14	25	22	16	20	20	16	-	148	3.38
C37-C38	Other Thoracic Organs	-	-	-	-	1	-	-	-	1	-	-	-	1	2	-	-	-	5	0.11
C40-C41	Bone	1	2	8	3	1	-	-	3	2	1	1	1	1	1	-	2	-	27	0.62
C43	Melanoma of Skin	-	-	-	-	-	-	1	-	-	1	3	1	-	2	2	3	-	13	0.30
C44	Other Skin	-	-	-	-	1	3	-	4	3	2	4	6	4	5	7	5	-	44	1.01
C45	Mesothelioma	-	-	-	-	-	-	-	-	-	-	-	-	-	-	-	-	-	-	-
C46	Kaposi Sarcoma	-	-	-	-	-	-	-	-	-	-	-	-	-	-	-	-	-	-	-
C47+C49	Conn. & Soft Tissue	2	-	-	1	1	4	6	1	2	4	3	5	3	4	-	1	1	38	0.87
C50	Breast	-	-	-	1	4	24	51	133	148	215	163	144	87	76	46	44	2	1138	26.02
C51	Vulva	-	-	-	-	-	-	-	-	1	-	-	3	2	-	1	1	-	8	0.18
C52	Vagina	-	-	-	-	1	-	-	-	1	1	2	3	2	1	1	4	-	16	0.37
C53	Cervix Uteri	-	-	-	-	-	3	3	13	36	37	53	63	53	51	41	51	-	404	9.24
C54	Corpus Uteri	-	-	-	-	-	-	2	2	6	9	19	26	15	13	8	6	-	106	2.42
C55	Uterus Unspecified	-	-	-	-	-	1	1	2	3	5	1	1	4	4	1	1	-	24	0.55
C56	Ovary etc.	-	-	4	4	7	2	5	15	18	20	21	28	16	22	19	25	-	206	4.71
C57	Other Female Genital	-	-	-	-	-	-	-	-	1	4	3	1	1	-	1	-	-	11	0.25
C58	Placenta	-	-	-	-	-	-	-	-	-	-	-	-	-	-	-	-	-	-	-
C64	Kidney etc.	-	1	-	-	-	1	1	1	-	1	1	1	1	1	-	2	-	11	0.25
C65	Renal Pelvis	-	-	-	-	-	-	-	-	-	-	-	-	-	-	-	-	-	-	-
C66	Ureter	-	-	-	-	-	-	-	-	-	-	-	-	1	-	1	-	-	2	0.05
C67	Bladder	-	-	-	-	-	-	1	2	2	4	2	3	1	1	1	5	-	22	0.50
C68	Uns. Urinary Organs	-	-	-	-	-	-	-	-	-	-	-	-	-	-	-	-	-	-	-
C69	Eye	2	-	-	-	-	-	-	-	-	-	1	-	-	-	-	-	-	3	0.07
C70-C72	Brain, Nervous System	2	2	6	3	2	2	6	15	9	4	8	2	5	4	3	3	1	77	1.76
C73	Thyroid	-	-	1	10	26	31	35	38	37	34	20	15	13	15	6	8	-	289	6.61
C74	Adrenal Gland	-	-	-	-	-	-	-	-	1	-	-	-	2	-	-	-	-	3	0.07
C81	Hodgkins Disease	-	1	-	2	4	2	1	1	1	-	3	1	1	1	1	-	-	19	0.43
C82-85,C96	NHL	-	-	1	2	5	1	4	6	10	12	5	8	7	12	4	6	-	83	1.90
C88	Malig Imn.Prol D	-	-	-	-	-	-	-	-	-	-	-	-	-	-	-	-	-	-	-
C90	Multiple Myeloma	-	1	-	-	1	-	3	1	4	9	9	17	8	8	7	10	-	78	1.78
C91	Lymphoid Leuk.	9	7	1	2	-	1	1	-	2	4	1	1	3	-	2	-	-	34	0.78
C92-C94	Myeloid Leukaemia	1	-	3	4	5	6	7	7	5	8	6	5	8	7	2	4	-	78	1.78
C95	Leukaemia Uns	-	-	-	-	1	1	-	2	2	1	2	1	3	1	1	2	-	17	0.39
O&U*	Other and Uns	4	-	1	-	3	4	11	16	19	32	47	54	44	77	58	98	5	473	10.81
	All Sites	22	17	27	34	71	100	152	311	359	497	497	545	429	498	355	449	11	4374	100.0

* O&U includes the Sites (ICD-10: C26, C39, C48, C75, C76, C77, C78, C79, C80, C97)

TABLE KLM-4(a):
Average Annual Age Specific, Crude (CR), Age Adjusted (AAR) (with Standard Error (SE)) and
Truncated (35-64 yrs) (TR) Incidence Rate per 100,000 population: 2006-2008 - Males
Kollam

ICD-10	0-4	5-9	10-14	15-19	20-24	25-29	30-34	35-39	40-44	45-49	50-54	55-59	60-64	65-69	70-74	>75	CR	AAR	SE	TR
C00	-	-	-	-	-	-	-	-	0.4	0.3	0.9	0.6	0.7	0.9	2.4	1.0	0.3	0.24	0.08	0.5
C01-C02	-	-	-	-	0.3	0.3	0.3	3.3	6.3	8.4	16.0	19.5	17.2	21.6	20.3	24.1	5.4	4.95	0.35	10.8
C03-C06	-	-	-	-	-	-	0.3	2.6	4.1	5.0	13.7	35.2	39.0	38.0	39.3	39.9	7.4	7.10	0.42	14.1
C07-C08	-	-	0.3	0.3	0.3	-	-	-	1.1	1.3	0.5	2.5	2.2	0.9	3.6	2.1	0.6	0.58	0.12	1.2
C09	-	-	-	-	-	-	-	-	-	-	0.9	1.3	3.0	0.9	6.0	4.2	0.5	0.45	0.11	0.7
C10	-	-	-	-	-	-	0.3	0.7	1.1	3.0	5.5	13.2	7.5	8.6	13.1	10.5	2.3	2.14	0.23	4.5
C11	-	-	-	-	0.9	-	-	1.0	1.1	1.3	0.9	1.3	1.5	-	4.8	1.0	0.6	0.55	0.11	1.2
C12-C13	-	-	-	-	-	-	-	-	0.7	3.0	8.2	7.5	13.5	16.4	19.1	7.3	2.6	2.50	0.25	4.8
C14	-	-	-	-	-	-	-	-	0.4	-	-	-	0.7	1.7	1.2	1.0	0.2	0.15	0.06	0.2
C15	-	-	-	-	-	-	1.0	1.3	1.1	4.0	15.1	19.5	26.2	26.8	35.8	28.3	5.4	5.12	0.36	9.6
C16	-	-	-	-	-	0.3	1.0	1.3	2.6	7.1	14.7	18.2	26.2	37.2	45.3	51.4	6.7	6.30	0.39	10.2
C17	-	-	-	-	-	-	-	0.3	-	-	-	0.6	1.5	0.9	-	4.2	0.2	0.21	0.07	0.3
C18	-	-	-	0.3	-	0.3	0.3	2.3	3.3	3.4	6.0	8.8	9.0	13.0	10.7	11.5	2.7	2.45	0.24	5.0
C19-C20	-	-	-	-	-	0.6	0.6	2.3	3.0	4.7	10.1	12.0	21.7	26.8	29.8	27.3	4.8	4.48	0.33	7.9
C21	-	-	-	-	-	-	-	-	-	0.7	0.5	0.6	-	0.9	1.2	2.1	0.2	0.18	0.06	0.3
C22	0.6	-	-	-	-	0.3	0.3	1.6	3.3	7.1	8.7	18.2	15.0	15.6	28.6	24.1	4.5	4.12	0.32	8.0
C23-C24	-	-	-	-	-	-	-	-	0.4	1.3	1.4	4.4	3.0	4.3	10.7	5.2	1.0	0.92	0.15	1.5
C25	-	-	-	-	-	0.3	0.3	1.6	3.3	3.0	3.2	11.3	11.2	12.1	8.3	17.8	2.7	2.47	0.25	5.0
C30-C31	0.6	-	-	-	0.3	-	-	-	-	-	1.8	2.5	2.2	1.7	4.8	1.0	0.5	0.55	0.12	0.9
C32	-	-	-	-	0.6	-	-	0.7	3.7	4.4	8.7	24.5	26.2	29.4	19.1	22.0	4.9	4.74	0.35	9.6
C33-C34	-	-	-	-	-	0.6	1.3	4.6	7.0	18.2	33.0	78.6	98.2	109.0	120.4	91.3	18.9	18.14	0.67	33.9
C37-C38	0.6	-	0.3	0.3	-	0.3	-	-	-	0.7	-	0.6	2.2	0.9	-	1.0	0.3	0.36	0.10	0.5
C40-C41	-	0.4	1.6	2.8	1.5	0.6	0.3	0.7	0.4	0.3	0.5	1.9	2.2	-	1.2	1.0	0.9	0.94	0.16	0.9
C43	-	-	-	0.3	-	0.3	-	-	0.4	-	1.4	1.3	-	-	4.8	2.1	0.4	0.33	0.09	0.5
C44	-	0.4	-	-	-	-	0.3	0.7	0.4	3.7	2.3	7.5	9.0	11.2	14.3	13.6	2.1	2.01	0.22	3.4
C45	-	-	-	-	-	-	-	-	-	-	-	-	-	-	-	-	-	-	-	-
C46	-	-	-	-	-	-	-	-	-	-	-	-	-	-	-	-	-	-	-	-
C47+C49	0.3	0.4	0.3	0.9	0.6	1.2	1.3	1.3	2.2	2.7	1.8	3.1	2.2	4.3	6.0	6.3	1.6	1.46	0.19	2.2
C50	-	-	-	-	-	-	-	-	0.7	0.7	0.5	-	0.7	0.9	-	-	0.2	0.16	0.06	0.4
C60	-	-	-	-	-	-	-	0.3	1.1	1.3	1.8	3.8	3.7	4.3	2.4	2.1	0.8	0.78	0.14	1.8
C61	-	-	-	-	-	-	-	-	-	-	4.6	9.4	15.7	22.5	42.9	66.1	4.4	4.09	0.32	4.0
C62	0.3	-	-	-	1.5	2.1	1.0	0.3	-	0.3	-	0.6	-	0.9	2.4	-	0.6	0.52	0.11	0.2
C63	-	-	-	-	-	-	-	-	-	0.3	-	-	-	-	-	-	-	0.02	0.02	0.1
C64	2.1	-	-	-	-	-	0.6	0.7	0.7	1.0	2.7	5.0	6.7	6.9	4.8	5.2	1.5	1.45	0.20	2.4
C65	-	-	-	-	-	-	-	0.3	-	-	0.5	-	-	-	-	-	0.1	0.04	0.03	0.1
C66	-	-	-	-	-	-	-	-	-	-	-	-	-	-	-	-	-	-	-	-
C67	-	-	-	-	-	-	0.3	0.3	0.7	2.7	6.0	10.1	13.5	16.4	31.0	22.0	3.2	3.04	0.27	4.7
C68	-	-	-	-	-	-	-	-	-	-	-	-	0.7	-	-	-	-	0.03	0.03	0.1
C69	0.6	-	-	-	-	-	-	-	0.4	-	0.5	-	-	0.9	1.2	-	0.2	0.17	0.07	0.1
C70-C72	0.6	1.9	1.3	0.6	0.9	1.8	1.6	2.6	0.7	4.4	6.4	5.7	8.2	7.8	11.9	5.2	2.8	2.66	0.26	4.3
C73	-	-	-	0.6	1.5	0.9	1.6	2.6	1.8	2.7	3.2	2.5	3.0	0.9	6.0	5.2	1.6	1.41	0.18	2.6
C74	0.3	0.7	-	-	-	-	-	-	0.4	-	-	0.6	-	-	-	-	0.1	0.16	0.07	0.2
C81	0.3	0.4	1.6	0.3	0.9	1.8	0.3	0.7	1.8	0.7	1.8	3.8	1.5	1.7	-	1.0	1.1	1.05	0.16	1.6
C82-85,C96	0.3	1.5	1.3	2.2	0.6	0.3	1.6	2.9	3.7	4.7	11.9	12.0	8.2	19.0	21.5	9.4	4.2	3.94	0.31	6.7
C88	-	-	-	-	-	-	-	-	-	-	-	-	-	-	-	-	-	-	-	-
C90	-	-	-	-	0.3	-	0.3	2.0	1.1	3.4	3.7	12.0	7.5	6.9	13.1	8.4	2.2	2.03	0.22	4.3
C91	4.2	3.4	2.3	1.9	1.2	0.6	0.6	1.0	0.7	1.0	0.9	0.6	0.7	2.6	4.8	1.0	1.6	1.85	0.24	0.9
C92-C94	0.6	0.7	1.0	1.6	0.6	1.2	1.3	2.6	2.2	3.0	3.2	3.1	3.0	5.2	4.8	6.3	2.0	1.85	0.21	2.8
C95	-	0.4	1.0	-	0.6	0.3	-	1.3	0.4	0.3	0.5	0.6	1.5	0.9	-	2.1	0.5	0.49	0.11	0.7
O&U *	0.9	1.1	0.3	2.2	1.5	1.5	2.3	4.2	10.0	14.1	23.8	37.7	66.0	60.5	106.1	119.6	15.2	14.19	0.59	22.7
All	12.3	11.2	11.3	14.4	14.1	15.9	19.3	47.8	72.7	124.6	227.5	402.6	482.9	541.3	703.3	655.9	119.9	113.6	1.68	198.4

TABLE KLM-4(b):
Average Annual Age Specific, Crude (CR), Age Adjusted (AAR) (with Standard Error (SE)) and
Truncated (35-64 yrs) (TR) Incidence Rate per 100,000 population: 2006-2008 - Females
Kollam

ICD-10	0-4	5-9	10-14	15-19	20-24	25-29	30-34	35-39	40-44	45-49	50-54	55-59	60-64	65-69	70-74	>75	CR	AAR	SE	TR	
C00	-	-	-	-	-	-	-	0.3	-	0.3	0.9	2.3	1.3	3.3	1.9	2.8	0.5	0.42	0.09	0.7	
C01-C02	-	-	-	-	0.3	-	0.3	1.3	2.6	3.7	5.1	12.3	12.6	10.0	20.8	11.3	3.1	2.69	0.24	5.5	
C03-C06	-	-	0.3	-	-	-	0.3	2.1	1.0	3.3	6.5	18.2	22.1	29.5	27.5	31.1	5.2	4.43	0.30	7.5	
C07-C08	-	0.4	0.3	0.6	0.3	0.3	-	0.5	0.3	0.7	0.5	1.8	0.6	1.3	0.9	1.4	0.5	0.47	0.11	0.7	
C09	-	-	-	-	-	-	-	0.3	-	-	-	0.6	-	-	0.9	0.7	0.1	0.07	0.04	0.1	
C10	-	-	-	-	-	0.3	-	-	-	-	-	0.6	-	-	0.9	-	0.1	0.06	0.04	0.1	
C11	-	-	-	-	0.3	-	-	0.3	0.3	0.3	-	0.6	-	-	0.9	0.7	0.2	0.13	0.05	0.3	
C12-C13	-	-	-	-	-	0.3	-	0.3	0.3	0.3	0.9	-	1.3	0.7	-	0.7	0.2	0.21	0.07	0.5	
C14	-	-	-	-	-	-	-	-	-	-	-	-	-	-	-	-	-	-	-	-	
C15	-	-	-	-	-	-	-	-	0.7	1.7	3.3	4.1	4.4	12.1	13.3	10.6	1.8	1.48	0.17	2.1	
C16	-	-	-	-	-	0.5	0.5	1.1	1.6	1.7	2.8	4.7	4.4	8.7	8.5	8.5	1.7	1.44	0.17	2.5	
C17	-	-	-	-	-	-	-	0.3	0.7	-	-	1.2	0.6	0.7	0.9	2.1	0.3	0.21	0.06	0.4	
C18	-	0.4	-	-	0.3	1.3	0.8	1.1	1.6	2.3	4.7	8.8	8.2	9.4	12.3	8.5	2.4	2.12	0.21	3.9	
C19-C20	-	-	-	-	0.3	0.3	0.3	1.3	1.6	3.7	10.7	11.7	13.9	20.8	11.4	11.3	3.5	3.09	0.26	6.3	
C21	-	-	-	-	-	-	-	-	-	-	0.9	-	0.6	0.7	1.9	-	0.1	0.13	0.05	0.2	
C22	0.3	0.4	-	-	-	0.3	-	1.1	-	2.0	2.8	2.3	3.2	4.0	2.8	5.0	1.0	0.92	0.14	1.8	
C23-C24	-	-	-	-	-	-	0.3	0.5	1.6	1.0	-	1.8	1.9	4.0	1.9	3.5	0.7	0.58	0.11	1.1	
C25	-	-	-	-	-	0.3	0.3	0.5	0.7	3.0	3.7	6.5	3.2	8.0	4.7	7.1	1.6	1.34	0.17	2.7	
C30-C31	-	-	-	-	0.3	-	-	0.5	0.3	0.3	0.9	0.6	0.6	0.7	1.9	0.7	0.3	0.26	0.07	0.5	
C32	-	-	-	-	-	-	-	0.3	-	0.7	-	-	1.3	-	1.9	1.4	0.2	0.17	0.06	0.3	
C33-C34	-	-	-	-	0.6	0.3	0.8	1.3	1.3	4.7	11.6	12.9	10.1	13.4	18.9	11.3	3.5	3.06	0.25	6.3	
C37-C38	-	-	-	-	0.3	-	-	-	0.3	-	-	-	0.6	1.3	-	-	0.1	0.11	0.05	0.1	
C40-C41	0.3	0.8	2.7	1.0	0.3	-	-	0.8	0.7	0.3	0.5	0.6	0.6	0.7	-	1.4	0.6	0.70	0.14	0.6	
C43	-	-	-	-	-	-	0.3	-	-	0.3	1.4	0.6	-	1.3	1.9	2.1	0.3	0.25	0.07	0.4	
C44	-	-	-	-	0.3	0.8	-	1.1	1.0	0.7	1.9	3.5	2.5	3.3	6.6	3.5	1.0	0.88	0.14	1.6	
C45	-	-	-	-	-	-	-	-	-	-	-	-	-	-	-	-	-	-	-	-	
C46	-	-	-	-	-	-	-	-	-	-	-	-	-	-	-	-	-	-	-	-	
C47+C49	0.6	-	-	0.3	0.3	1.0	1.6	0.3	0.7	1.3	1.4	2.9	1.9	2.7	-	0.7	0.9	0.79	0.13	1.3	
C50	-	-	-	0.3	1.1	6.1	13.5	35.3	48.7	71.6	75.9	84.6	54.9	50.9	43.6	31.1	26.9	23.15	0.69	60.4	
C51	-	-	-	-	-	-	-	-	0.3	-	-	1.8	1.3	-	0.9	0.7	0.2	0.17	0.06	0.5	
C52	-	-	-	-	0.3	-	-	-	0.3	0.3	0.9	1.8	1.3	0.7	0.9	2.8	0.4	0.32	0.08	0.7	
C53	-	-	-	-	-	0.8	0.8	3.4	11.8	12.3	24.7	37.0	33.4	34.2	38.8	36.1	9.5	8.34	0.42	18.4	
C54	-	-	-	-	-	-	0.5	0.5	2.0	3.0	8.9	15.3	9.5	8.7	7.6	4.2	2.5	2.29	0.22	5.7	
C55	-	-	-	-	-	0.3	0.3	0.5	1.0	1.7	0.5	0.6	2.5	2.7	0.9	0.7	0.6	0.49	0.10	1.1	
C56	-	-	1.3	1.3	1.9	0.5	1.3	4.0	5.9	6.7	9.8	16.4	10.1	14.7	18.0	17.7	4.9	4.21	0.30	8.2	
C57	-	-	-	-	-	-	-	-	0.3	1.3	1.4	0.6	0.6	-	0.9	-	0.3	0.24	0.07	0.7	
C58	-	-	-	-	-	-	-	-	-	-	-	-	-	-	-	-	-	-	-	-	
C64	-	0.4	-	-	-	0.3	0.3	0.3	-	0.3	0.5	0.6	0.6	0.7	-	1.4	0.3	0.23	0.07	0.3	
C65	-	-	-	-	-	-	-	-	-	-	-	-	-	-	-	-	-	-	-	-	
C66	-	-	-	-	-	-	-	-	-	-	-	-	0.6	-	0.9	-	-	0.04	0.03	0.1	
C67	-	-	-	-	-	-	0.3	0.5	0.7	1.3	0.9	1.8	0.6	0.7	0.9	3.5	0.5	0.42	0.09	0.9	
C68	-	-	-	-	-	-	-	-	-	-	-	-	-	-	-	-	-	-	-	-	
C69	0.6	-	-	-	-	-	-	-	-	-	0.5	-	-	-	-	-	-	0.1	0.10	0.06	0.1
C70-C72	0.6	0.8	2.0	1.0	0.6	0.5	1.6	4.0	3.0	1.3	3.7	1.2	3.2	2.7	2.8	2.1	1.8	1.64	0.20	2.8	
C73	-	-	0.3	3.2	7.2	7.9	9.3	10.1	12.2	11.3	9.3	8.8	8.2	10.0	5.7	5.7	6.8	5.77	0.34	10.2	
C74	-	-	-	-	-	-	-	-	0.3	-	-	-	1.3	-	-	-	0.1	0.07	0.04	0.2	
C81	-	0.4	-	0.6	1.1	0.5	0.3	0.3	0.3	-	1.4	0.6	0.6	0.7	0.9	-	0.4	0.44	0.10	0.5	
C82-85,C96	-	-	0.3	0.6	1.4	0.3	1.1	1.6	3.3	4.0	2.3	4.7	4.4	8.0	3.8	4.2	2.0	1.70	0.19	3.3	
C88	-	-	-	-	-	-	-	-	-	-	-	-	-	-	-	-	-	-	-	-	
C90	-	0.4	-	-	0.3	-	0.8	0.3	1.3	3.0	4.2	10.0	5.0	5.4	6.6	7.1	1.8	1.63	0.19	3.5	
C91	2.8	2.8	0.3	0.6	-	0.3	0.3	-	0.7	1.3	0.5	0.6	1.9	-	1.9	-	0.8	1.02	0.18	0.8	
C92-C94	0.3	-	1.0	1.3	1.4	1.5	1.9	1.9	1.6	2.7	2.8	2.9	5.0	4.7	1.9	2.8	1.8	1.65	0.19	2.7	
C95	-	-	-	-	0.3	0.3	-	0.5	0.7	0.3	0.9	0.6	1.9	0.7	0.9	1.4	0.4	0.35	0.09	0.8	
O&U *	1.2	-	0.3	-	0.8	1.0	2.9	4.2	6.2	10.7	21.9	31.7	27.7	51.6	54.9	69.3	11.2	9.28	0.44	15.3	
All	6.8	6.9	9.1	11.0	19.6	25.5	40.3	82.5	118.1	165.6	231.5	320.0	270.6	333.5	336.2	317.6	103.3	89.7	1.38	184.4	

TABLE: KLM-5(a): Number (#) and Proportion (%) of Cancers by Site (ICD-10) and Method of Diagnosis: 2006-2008 - Males

Kollam

ICD-10	Site	Clinical		Microscopic		X-Ray / Imaging		DCO		Others		Unknown		Total	
		#	%	#	%	#	%	#	%	#	%	#	%	#	%
C00	Lip	-	-	10	100.0	-	-	-	-	-	-	-	-	10	100.0
C01-C02	Tongue	10	4.8	198	94.7	-	-	1	0.5	-	-	-	-	209	100.0
C03-C06	Mouth	21	7.3	265	92.0	-	-	2	0.7	-	-	-	-	288	100.0
C07-C08	Salivary Gland	-	-	24	100.0	-	-	-	-	-	-	-	-	24	100.0
C09	Tonsil	1	5.6	17	94.4	-	-	-	-	-	-	-	-	18	100.0
C10	Oth. Oropharynx	1	1.1	84	93.3	4	4.4	-	-	1	1.1	-	-	90	100.0
C11	Nasopharynx	-	-	21	87.5	1	4.2	1	4.2	1	4.2	-	-	24	100.0
C12-C13	Hypopharynx	-	-	97	96.0	1	1.0	-	-	3	3.0	-	-	101	100.0
C14	Pharynx Unspecified	-	-	3	50.0	1	16.7	-	-	2	33.3	-	-	6	100.0
C15	Oesophagus	-	-	180	86.1	15	7.2	4	1.9	10	4.8	-	-	209	100.0
C16	Stomach	-	-	202	77.1	46	17.6	8	3.1	6	2.3	-	-	262	100.0
C17	Small Intestine	-	-	6	66.7	1	11.1	1	11.1	1	11.1	-	-	9	100.0
C18	Colon	-	-	88	85.4	11	10.7	-	-	4	3.9	-	-	103	100.0
C19-C20	Rectum	2	1.1	163	88.1	13	7.0	1	0.5	6	3.2	-	-	185	100.0
C21	Anus & Anal Canal	-	-	6	75.0	2	25.0	-	-	-	-	-	-	8	100.0
C22	Liver	-	-	66	38.2	92	53.2	14	8.1	1	0.6	-	-	173	100.0
C23-C24	Gallbladder etc.	-	-	23	60.5	12	31.6	1	2.6	2	5.3	-	-	38	100.0
C25	Pancreas	-	-	48	46.6	52	50.5	2	1.9	1	1.0	-	-	103	100.0
C30-C31	Nose, Sinuses etc.	-	-	20	95.2	1	4.8	-	-	-	-	-	-	21	100.0
C32	Larynx	-	-	165	86.4	17	8.9	1	0.5	8	4.2	-	-	191	100.0
C33-C34	Lung etc.	-	-	531	72.2	186	25.3	13	1.8	4	0.5	1	0.1	735	100.0
C37-C38	Other Thoracic Organs	-	-	10	76.9	3	23.1	-	-	-	-	-	-	13	100.0
C40-C41	Bone	-	-	31	86.1	5	13.9	-	-	-	-	-	-	36	100.0
C43	Melanoma of Skin	-	-	14	100.0	-	-	-	-	-	-	-	-	14	100.0
C44	Other Skin	1	1.2	82	98.8	-	-	-	-	-	-	-	-	83	100.0
C45	Mesothelioma	-	-	-	-	-	-	-	-	-	-	-	-	-	-
C46	Kaposi Sarcoma	-	-	-	-	-	-	-	-	-	-	-	-	-	-
C47 + C49	Conn. & Soft Tissue	-	-	62	98.4	1	1.6	-	-	-	-	-	-	63	100.0
C50	Breast	-	-	7	100.0	-	-	-	-	-	-	-	-	7	100.0
C60	Penis	1	3.1	30	93.8	1	3.1	-	-	-	-	-	-	32	100.0
C61	Prostate	1	0.6	137	80.1	26	15.2	3	1.8	4	2.3	-	-	171	100.0
C62	Testis	-	-	20	90.9	2	9.1	-	-	-	-	-	-	22	100.0
C63	Other Male Genital	-	-	1	100.0	-	-	-	-	-	-	-	-	1	100.0
C64	Kidney etc.	-	-	50	87.7	6	10.5	-	-	1	1.8	-	-	57	100.0
C65	Renal Pelvis	-	-	2	100.0	-	-	-	-	-	-	-	-	2	100.0
C66	Ureter	-	-	-	-	-	-	-	-	-	-	-	-	-	-
C67	Bladder	-	-	105	84.0	19	15.2	1	0.8	-	-	-	-	125	100.0
C68	Uns. Urinary Organs	-	-	1	100.0	-	-	-	-	-	-	-	-	1	100.0
C69	Eye	-	-	6	100.0	-	-	-	-	-	-	-	-	6	100.0
C70-C72	Brain, Nervous System	-	-	72	66.7	25	23.1	10	9.3	1	0.9	-	-	108	100.0
C73	Thyroid	-	-	59	95.2	2	3.2	1	1.6	-	-	-	-	62	100.0
C74	Adrenal Gland	-	-	5	100.0	-	-	-	-	-	-	-	-	5	100.0
C81	Hodgkins Disease	-	-	42	100.0	-	-	-	-	-	-	-	-	42	100.0
C82-85,C96	NHL	-	-	162	100.0	-	-	-	-	-	-	-	-	162	100.0
C88	Malignant Imm. Prol D	-	-	-	-	-	-	-	-	-	-	-	-	-	-
C90	Multiple Myeloma	-	-	83	97.6	1	1.2	1	1.2	-	-	-	-	85	100.0
C91	Lymphoid Leuk.	-	-	63	98.4	-	-	1	1.6	-	-	-	-	64	100.0
C92-C94	Myeloid Leukaemia	-	-	77	100.0	-	-	-	-	-	-	-	-	77	100.0
C95	Leukaemia Uns	-	-	20	100.0	-	-	-	-	-	-	-	-	20	100.0
O&U *	Other and Uns	-	-	153	25.9	66	11.2	365	61.8	7	1.2	-	-	591	100.0
	All Sites	38	0.8	3511	75.4	612	13.1	431	9.3	63	1.4	1	-	4656	100.0

TABLE: KLM-5(b): Number (#) and Proportion (%) of Cancers by Site (ICD-10) and Method of Diagnosis : 2006-2008 - Females**Kollam**

ICD-10	Site	Clinical		Microscopic		X-Ray / Imaging		DCO		Others		Unknown		Total	
		#	%	#	%	#	%	#	%	#	%	#	%	#	%
C00	Lip	-	-	21	100.0	-	-	-	-	-	-	-	-	21	100.0
C01-C02	Tongue	8	6.1	123	93.9	-	-	-	-	-	-	-	-	131	100.0
C03-C06	Mouth	24	10.9	194	88.2	-	-	1	0.5	1	0.5	-	-	220	100.0
C07-C08	Salivary Gland	-	-	21	95.5	1	4.5	-	-	-	-	-	-	22	100.0
C09	Tonsil	-	-	4	100.0	-	-	-	-	-	-	-	-	4	100.0
C10	Oth. Oropharynx	-	-	3	100.0	-	-	-	-	-	-	-	-	3	100.0
C11	Nasopharynx	-	-	6	85.7	1	14.3	-	-	-	-	-	-	7	100.0
C12-C13	Hypopharynx	-	-	9	90.0	1	10.0	-	-	-	-	-	-	10	100.0
C14	Pharynx Unspecified	-	-	-	-	-	-	-	-	-	-	-	-	-	-
C15	Oesophagus	-	-	67	89.3	4	5.3	-	-	4	5.3	-	-	75	100.0
C16	Stomach	-	-	49	66.2	21	28.4	3	4.1	1	1.4	-	-	74	100.0
C17	Small Intestine	-	-	8	72.7	1	9.1	1	9.1	1	9.1	-	-	11	100.0
C18	Colon	-	-	87	84.5	11	10.7	2	1.9	3	2.9	-	-	103	100.0
C19-C20	Rectum	3	2.0	137	92.6	5	3.4	3	2.0	-	-	-	-	148	100.0
C21	Anus & Anal Canal	-	-	6	100.0	-	-	-	-	-	-	-	-	6	100.0
C22	Liver	-	-	17	38.6	25	56.8	1	2.3	1	2.3	-	-	44	100.0
C23-C24	Gallbladder etc.	-	-	22	73.3	7	23.3	-	-	1	3.3	-	-	30	100.0
C25	Pancreas	-	-	31	47.0	31	47.0	3	4.5	1	1.5	-	-	66	100.0
C30-C31	Nose, Sinuses etc.	1	7.7	12	92.3	-	-	-	-	-	-	-	-	13	100.0
C32	Larynx	-	-	8	88.9	1	11.1	-	-	-	-	-	-	9	100.0
C33-C34	Lung etc.	1	0.7	110	74.3	36	24.3	1	0.7	-	-	-	-	148	100.0
C37-C38	Other Thoracic Organs	-	-	4	80.0	-	-	1	20.0	-	-	-	-	5	100.0
C40-C41	Bone	-	-	23	85.2	4	14.8	-	-	-	-	-	-	27	100.0
C43	Melanoma of Skin	-	-	13	100.0	-	-	-	-	-	-	-	-	13	100.0
C44	Other Skin	-	-	43	97.7	-	-	1	2.3	-	-	-	-	44	100.0
C45	Mesothelioma	-	-	-	-	-	-	-	-	-	-	-	-	-	-
C46	Kaposi Sarcoma	-	-	-	-	-	-	-	-	-	-	-	-	-	-
C47+C49	Conn. & Soft Tissue	-	-	38	100.0	-	-	-	-	-	-	-	-	38	100.0
C50	Breast	32	2.8	1086	95.4	14	1.2	5	0.4	1	0.1	-	-	1138	100.0
C51	Vulva	1	12.5	7	87.5	-	-	-	-	-	-	-	-	8	100.0
C52	Vagina	1	6.3	15	93.8	-	-	-	-	-	-	-	-	16	100.0
C53	Cervix Uteri	32	7.9	356	88.1	11	2.7	4	1.0	1	0.2	-	-	404	100.0
C54	Corpus Uteri	-	-	100	94.3	6	5.7	-	-	-	-	-	-	106	100.0
C55	Uterus Unspecified	-	-	14	58.3	8	33.3	2	8.3	-	-	-	-	24	100.0
C56	Ovary etc.	-	-	175	85.0	29	14.1	2	1.0	-	-	-	-	206	100.0
C57	Other Female Genital	-	-	11	100.0	-	-	-	-	-	-	-	-	11	100.0
C58	Placenta	-	-	-	-	-	-	-	-	-	-	-	-	-	-
C64	Kidney etc.	-	-	8	72.7	3	27.3	-	-	-	-	-	-	11	100.0
C65	Renal Pelvis	-	-	-	-	-	-	-	-	-	-	-	-	-	-
C66	Ureter	-	-	1	50.0	1	50.0	-	-	-	-	-	-	2	100.0
C67	Bladder	-	-	17	77.3	5	22.7	-	-	-	-	-	-	22	100.0
C68	Uns. Urinary Organs	-	-	-	-	-	-	-	-	-	-	-	-	-	-
C69	Eye	-	-	2	66.7	1	33.3	-	-	-	-	-	-	3	100.0
C70-C72	Brain, Nervous System	-	-	55	71.4	13	16.9	9	11.7	-	-	-	-	77	100.0
C73	Thyroid	-	-	280	96.9	8	2.8	1	0.3	-	-	-	-	289	100.0
C74	Adrenal Gland	-	-	2	66.7	-	-	1	33.3	-	-	-	-	3	100.0
C81	Hodgkins Disease	-	-	19	100.0	-	-	-	-	-	-	-	-	19	100.0
C82-85,C96	NHL	-	-	82	98.8	-	-	1	1.2	-	-	-	-	83	100.0
C88	Malig Imn.Prol D	-	-	-	-	-	-	-	-	-	-	-	-	-	-
C90	Multiple Myeloma	-	-	75	96.2	-	-	1	1.3	2	2.6	-	-	78	100.0
C91	Lymphoid Leuk.	-	-	34	100.0	-	-	-	-	-	-	-	-	34	100.0
C92-C94	Myeloid Leukaemia	-	-	78	100.0	-	-	-	-	-	-	-	-	78	100.0
C95	Leukaemia Uns	-	-	16	94.1	-	-	1	5.9	-	-	-	-	17	100.0
O&U *	Other and Uns	-	-	104	22.0	36	7.6	331	70.0	2	0.4	-	-	473	100.0
	All Sites	103	2.4	3593	82.1	284	6.5	375	8.6	19	0.4	-	-	4374	100.0

TABLE: KLM-6(a): Number (#) and Proportion (%) of Cancers by Site (ICD-10) and Detailed Microscopic Diagnosis: 2006-2008 - Males Kollam

ICD-10	Site	Pri. Hist		Sec. Hist		Cytology		Blood Film		Bone Marrow		Others		Total	
		#	%	#	%	#	%	#	%	#	%	#	%	#	%
C00	Lip	10	100.0	-	-	-	-	-	-	-	-	-	-	10	100.0
C01-C02	Tongue	188	90.0	4	1.9	6	2.9	-	-	-	-	11	5.3	209	100.0
C03-C06	Mouth	251	87.2	6	2.1	8	2.8	-	-	-	-	23	8.0	288	100.0
C07-C08	Salivary Gland	20	83.3	-	-	4	16.7	-	-	-	-	-	-	24	100.0
C09	Tonsil	15	83.3	-	-	2	11.1	-	-	-	-	1	5.6	18	100.0
C10	Oth. Oropharynx	75	83.3	1	1.1	8	8.9	-	-	-	-	6	6.7	90	100.0
C11	Nasopharynx	19	79.2	2	8.3	-	-	-	-	-	-	3	12.5	24	100.0
C12-C13	Hypopharynx	78	77.2	6	5.9	13	12.9	-	-	-	-	4	4.0	101	100.0
C14	Pharynx Unspecified	2	33.3	-	-	1	16.7	-	-	-	-	3	50.0	6	100.0
C15	Oesophagus	173	82.8	4	1.9	3	1.4	-	-	-	-	29	13.9	209	100.0
C16	Stomach	195	74.4	3	1.1	4	1.5	-	-	-	-	60	22.9	262	100.0
C17	Small Intestine	6	66.7	-	-	-	-	-	-	-	-	3	33.3	9	100.0
C18	Colon	85	82.5	1	1.0	2	1.9	-	-	-	-	15	14.6	103	100.0
C19-C20	Rectum	160	86.5	-	-	3	1.6	-	-	-	-	22	11.9	185	100.0
C21	Anus & Anal Canal	6	75.0	-	-	-	-	-	-	-	-	2	25.0	8	100.0
C22	Liver	36	20.8	1	0.6	29	16.8	-	-	-	-	107	61.8	173	100.0
C23-C24	Gallbladder etc.	21	55.3	-	-	2	5.3	-	-	-	-	15	39.5	38	100.0
C25	Pancreas	39	37.9	1	1.0	8	7.8	-	-	-	-	55	53.4	103	100.0
C30-C31	Nose, Sinuses etc.	20	95.2	-	-	-	-	-	-	-	-	1	4.8	21	100.0
C32	Larynx	156	81.7	2	1.0	7	3.7	-	-	-	-	26	13.6	191	100.0
C33-C34	Lung etc.	150	20.4	63	8.6	318	43.3	-	-	-	-	204	27.8	735	100.0
C37-C38	Other Thoracic Organs	9	69.2	-	-	1	7.7	-	-	-	-	3	23.1	13	100.0
C40-C41	Bone	28	77.8	-	-	3	8.3	-	-	-	-	5	13.9	36	100.0
C43	Melanoma of Skin	13	92.9	1	7.1	-	-	-	-	-	-	-	-	14	100.0
C44	Other Skin	78	94.0	-	-	4	4.8	-	-	-	-	1	1.2	83	100.0
C45	Mesothelioma	-	-	-	-	-	-	-	-	-	-	-	-	-	-
C46	Kaposi Sarcoma	-	-	-	-	-	-	-	-	-	-	-	-	-	-
C47 + C49	Conn. & Soft Tissue	60	95.2	-	-	2	3.2	-	-	-	-	1	1.6	63	100.0
C50	Breast	7	100.0	-	-	-	-	-	-	-	-	-	-	7	100.0
C60	Penis	30	93.8	-	-	-	-	-	-	-	-	2	6.3	32	100.0
C61	Prostate	130	76.0	3	1.8	4	2.3	-	-	-	-	34	19.9	171	100.0
C62	Testis	17	77.3	2	9.1	1	4.5	-	-	-	-	2	9.1	22	100.0
C63	Other Male Genital	1	100.0	-	-	-	-	-	-	-	-	-	-	1	100.0
C64	Kidney etc.	45	78.9	-	-	5	8.8	-	-	-	-	7	12.3	57	100.0
C65	Renal Pelvis	2	100.0	-	-	-	-	-	-	-	-	-	-	2	100.0
C66	Ureter	-	-	-	-	-	-	-	-	-	-	-	-	-	-
C67	Bladder	104	83.2	-	-	1	0.8	-	-	-	-	20	16.0	125	100.0
C68	Uns.Urinary Organs	1	100.0	-	-	-	-	-	-	-	-	-	-	1	100.0
C69	Eye	6	100.0	-	-	-	-	-	-	-	-	-	-	6	100.0
C70-C72	Brain, Nervous System	71	65.7	-	-	1	0.9	-	-	-	-	36	33.3	108	100.0
C73	Thyroid	47	75.8	5	8.1	7	11.3	-	-	-	-	3	4.8	62	100.0
C74	Adrenal Gland	5	100.0	-	-	-	-	-	-	-	-	-	-	5	100.0
C81	Hodgkins Disease	40	95.2	-	-	1	2.4	-	-	1	2.4	-	-	42	100.0
C82-85,C96	NHL	139	85.8	-	-	8	4.9	-	-	15	9.3	-	-	162	100.0
C88	Malig Imn.Prol D	-	-	-	-	-	-	-	-	-	-	-	-	-	-
C90	Multiple Myeloma	30	35.3	-	-	-	-	-	-	53	62.4	2	2.4	85	100.0
C91	Lymphoid Leuk.	-	-	-	-	-	-	-	-	63	98.4	1	1.6	64	100.0
C92-C94	Myeloid Leukaemia	-	-	-	-	-	-	-	-	77	100.0	-	-	77	100.0
C95	Leukaemia Uns	-	-	-	-	-	-	-	-	20	100.0	-	-	20	100.0
O&U*	Other and Uns	10	1.7	71	12.0	72	12.2	-	-	-	-	438	74.1	591	100.0
	All Sites	2578	55.4	176	3.8	528	11.3	-	-	229	4.9	1145	24.6	4656	100.0

TABLE: KLM-6(b): Number (#) and Proportion (%) of Cancers by Site (ICD-10) and Detailed Microscopic Diagnosis: 2006-2008 - Females - Kollam

ICD-10	Site	Pri. Hist		Sec. Hist		Cytology		Blood Film		Bone Marrow		Others		Total	
		#	%	#	%	#	%	#	%	#	%	#	%	#	%
C00	Lip	21	100.0	-	-	-	-	-	-	-	-	-	-	21	100.0
C01-C02	Tongue	123	93.9	-	-	-	-	-	-	-	-	8	6.1	131	100.0
C03-C06	Mouth	188	85.5	-	-	6	2.7	-	-	-	-	26	11.8	220	100.0
C07-C08	Salivary Gland	21	95.5	-	-	-	-	-	-	-	-	1	4.5	22	100.0
C09	Tonsil	3	75.0	-	-	1	25.0	-	-	-	-	-	-	4	100.0
C10	Oth. Oropharynx	3	100.0	-	-	-	-	-	-	-	-	-	-	3	100.0
C11	Nasopharynx	6	85.7	-	-	-	-	-	-	-	-	1	14.3	7	100.0
C12-C13	Hypopharynx	8	80.0	-	-	1	10.0	-	-	-	-	1	10.0	10	100.0
C14	Pharynx Unspecified	-	-	-	-	-	-	-	-	-	-	-	-	-	-
C15	Oesophagus	65	86.7	-	-	2	2.7	-	-	-	-	8	10.7	75	100.0
C16	Stomach	42	56.8	1	1.4	6	8.1	-	-	-	-	25	33.8	74	100.0
C17	Small Intestine	6	54.5	1	9.1	1	9.1	-	-	-	-	3	27.3	11	100.0
C18	Colon	85	82.5	-	-	2	1.9	-	-	-	-	16	15.5	103	100.0
C19-C20	Rectum	137	92.6	-	-	-	-	-	-	-	-	11	7.4	148	100.0
C21	Anus & Anal Canal	6	100.0	-	-	-	-	-	-	-	-	-	-	6	100.0
C22	Liver	9	20.5	1	2.3	7	15.9	-	-	-	-	27	61.4	44	100.0
C23-C24	Gallbladder etc.	20	66.7	-	-	2	6.7	-	-	-	-	8	26.7	30	100.0
C25	Pancreas	24	36.4	3	4.5	4	6.1	-	-	-	-	35	53.0	66	100.0
C30-C31	Nose, Sinuses etc.	11	84.6	-	-	1	7.7	-	-	-	-	1	7.7	13	100.0
C32	Larynx	8	88.9	-	-	-	-	-	-	-	-	1	11.1	9	100.0
C33-C34	Lung etc.	27	18.2	10	6.8	73	49.3	-	-	-	-	38	25.7	148	100.0
C37-C38	Other Thoracic Organs	4	80.0	-	-	-	-	-	-	-	-	1	20.0	5	100.0
C40-C41	Bone	23	85.2	-	-	-	-	-	-	-	-	4	14.8	27	100.0
C43	Melanoma of Skin	12	92.3	-	-	1	7.7	-	-	-	-	-	-	13	100.0
C44	Other Skin	41	93.2	-	-	2	4.5	-	-	-	-	1	2.3	44	100.0
C45	Mesothelioma	-	-	-	-	-	-	-	-	-	-	-	-	-	-
C46	Kaposi Sarcoma	-	-	-	-	-	-	-	-	-	-	-	-	-	-
C47 + C49	Conn. & Soft Tissue	35	92.1	-	-	3	7.9	-	-	-	-	-	-	38	100.0
C50	Breast	997	87.6	8	0.7	81	7.1	-	-	-	-	52	4.6	1138	100.0
C51	Vulva	4	50.0	1	12.5	2	25.0	-	-	-	-	1	12.5	8	100.0
C52	Vagina	14	87.5	-	-	1	6.3	-	-	-	-	1	6.3	16	100.0
C53	Cervix Uteri	347	85.9	-	-	9	2.2	-	-	-	-	48	11.9	404	100.0
C54	Corpus Uteri	100	94.3	-	-	-	-	-	-	-	-	6	5.7	106	100.0
C55	Uterus Unspecified	14	58.3	-	-	-	-	-	-	-	-	10	41.7	24	100.0
C56	Ovary etc.	129	62.6	8	3.9	38	18.4	-	-	-	-	31	15.0	206	100.0
C57	Other Female Genital	11	100.0	-	-	-	-	-	-	-	-	-	-	11	100.0
C58	Placenta	-	-	-	-	-	-	-	-	-	-	-	-	-	-
C64	Kidney etc.	8	72.7	-	-	-	-	-	-	-	-	3	27.3	11	100.0
C65	Renal Pelvis	-	-	-	-	-	-	-	-	-	-	-	-	-	-
C66	Ureter	1	50.0	-	-	-	-	-	-	-	-	1	50.0	2	100.0
C67	Bladder	16	72.7	-	-	1	4.5	-	-	-	-	5	22.7	22	100.0
C68	Uns. Urinary Organs	-	-	-	-	-	-	-	-	-	-	-	-	-	-
C69	Eye	2	66.7	-	-	-	-	-	-	-	-	1	33.3	3	100.0
C70-C72	Brain, Nervous System	54	70.1	-	-	1	1.3	-	-	-	-	22	28.6	77	100.0
C73	Thyroid	241	83.4	4	1.4	35	12.1	-	-	-	-	9	3.1	289	100.0
C74	Adrenal Gland	2	66.7	-	-	-	-	-	-	-	-	1	33.3	3	100.0
C81	Hodgkins Disease	19	100.0	-	-	-	-	-	-	-	-	-	-	19	100.0
C82-85,C96	NHL	77	92.8	-	-	3	3.6	-	-	2	2.4	1	1.2	83	100.0
C88	Malig Imn.Prol D	-	-	-	-	-	-	-	-	-	-	-	-	-	-
C90	Multiple Myeloma	22	28.2	-	-	4	5.1	-	-	49	62.8	3	3.8	78	100.0
C91	Lymphoid Leuk.	-	-	-	-	-	-	-	-	34	100.0	-	-	34	100.0
C92-C94	Myeloid Leukaemia	-	-	-	-	-	-	1	1.3	77	98.7	-	-	78	100.0
C95	Leukaemia Uns	-	-	-	-	-	-	-	-	16	94.1	1	5.9	17	100.0
O&U*	Other and Uns	6	1.3	50	10.6	48	10.1	-	-	-	-	369	78.0	473	100.0
	All Sites	2992	68.4	87	2.0	335	7.7	1	-	178	4.1	781	17.9	4374	100.0

**TABLE KLM-7 (a): Number of Cancer Deaths by Five Year Age Group and Site (ICD-10):
2006-2008 – Males**

%= Relative Proportion of Cancers of All Sites.

Kollam

ICD-10	Site	0-4	5-9	10-14	15-19	20-24	25-29	30-34	35-39	40-44	45-49	50-54	55-59	60-64	65-69	70-74	75+	Unkn	Total	%
C00	Lip	-	-	-	-	-	-	-	-	1	1	-	-	1	-	-	-	-	3	0.12
C01-C02	Tongue	-	-	-	-	-	3	-	3	3	8	9	12	14	10	10	16	-	88	3.64
C03-C06	Mouth	-	-	-	-	-	-	1	2	2	9	12	19	22	18	14	26	1	126	5.21
C07-C08	Salivary Gland	-	-	-	-	-	-	-	1	-	-	-	2	-	1	1	-	-	5	0.21
C09	Tonsil	-	-	-	-	-	-	-	-	-	-	-	-	2	1	2	1	-	6	0.25
C10	Oth. Oropharynx	-	-	-	-	-	-	-	1	1	4	6	5	5	8	6	9	1	46	1.90
C11	Nasopharynx	-	-	-	-	-	-	-	-	-	2	-	1	1	-	2	2	-	8	0.33
C12-C13	Hypopharynx	-	-	-	-	-	-	-	-	1	3	7	6	3	17	5	8	-	50	2.07
C14	Pharynx Unspecified	-	-	-	-	-	-	-	-	-	-	-	1	-	3	1	3	-	8	0.33
C15	Oesophagus	-	-	-	-	-	-	-	2	1	7	21	19	19	22	17	18	-	126	5.21
C16	Stomach	-	-	-	-	-	1	2	2	1	10	16	19	20	21	24	28	-	144	5.95
C17	Small Intestine	-	-	-	-	-	-	-	1	-	-	1	-	2	-	-	3	-	7	0.29
C18	Colon	-	-	-	-	1	-	1	-	-	2	4	5	12	4	4	4	-	37	1.53
C19-C20	Rectum	-	-	-	-	-	3	-	1	3	3	6	10	15	13	7	12	-	73	3.02
C21	Anus & Anal Canal	-	-	-	-	-	-	-	-	-	-	-	1	-	-	-	1	-	2	0.08
C22	Liver	1	-	-	-	1	-	-	4	8	12	9	16	14	9	16	16	-	106	4.38
C23-C24	Gallbladder etc.	-	-	-	-	-	-	-	-	-	3	1	3	1	4	5	2	-	19	0.79
C25	Pancreas	-	-	-	-	-	1	-	4	4	6	-	12	7	7	5	10	-	56	2.32
C30-C31	Nose, Sinuses etc.	-	1	-	-	1	-	-	-	-	-	1	-	1	3	2	2	-	11	0.45
C32	Larynx	-	-	-	-	-	-	-	-	2	5	4	13	13	13	9	13	-	72	2.98
C33-C34	Lung etc.	-	-	-	-	-	1	2	5	11	32	37	64	81	74	62	55	-	424	17.53
C37-C38	Other Thoracic Organs	1	-	-	1	-	-	-	-	-	1	-	-	3	-	-	-	-	6	0.25
C40-C41	Bone	-	-	-	3	1	1	-	3	-	3	-	1	1	1	2	-	-	16	0.66
C43	Melanoma of Skin	-	-	-	-	-	-	-	-	-	-	-	1	-	-	1	1	-	3	0.12
C44	Other Skin	-	-	-	-	-	1	-	-	-	1	1	2	1	2	3	6	-	17	0.70
C45	Mesothelioma	-	-	-	-	-	-	-	-	-	-	-	-	-	-	-	-	-	-	-
C46	Kaposi Sarcoma	-	-	-	-	-	-	-	-	-	-	-	-	-	-	-	-	-	-	-
C47+C49	Conn. & Soft Tissue	-	-	-	2	2	2	2	1	-	2	-	3	-	1	2	3	-	20	0.83
C50	Breast	-	-	-	-	-	-	-	-	-	-	1	2	-	-	-	2	-	5	0.21
C60	Penis	-	-	-	-	-	-	-	-	1	1	2	1	2	1	1	-	-	9	0.37
C61	Prostate	-	-	-	-	-	-	-	-	-	-	2	5	7	10	10	25	-	59	2.44
C62	Testis	-	-	-	-	-	3	-	-	-	1	1	-	-	-	-	-	-	5	0.21
C63	Other Male Genital	-	-	-	-	-	-	-	-	-	-	-	-	-	-	-	-	-	-	-
C64	Kidney etc.	-	-	-	-	-	-	-	1	-	1	1	5	5	2	1	3	-	19	0.79
C65	Renal Pelvis	-	-	-	-	-	-	-	1	-	-	1	-	-	-	-	-	-	2	0.08
C66	Ureter	-	-	-	-	-	-	-	-	-	-	-	-	-	-	-	-	-	-	-
C67	Bladder	-	-	-	-	-	-	-	-	-	2	3	7	5	6	11	7	-	41	1.69
C68	Uns.Urinary Organs	-	-	-	-	-	-	-	-	-	-	-	-	1	-	-	-	-	1	0.04
C69	Eye	-	-	-	-	-	-	-	-	-	-	-	-	-	-	-	-	-	-	-
C70-C72	Brain, Nervous System	1	4	-	1	1	4	3	5	3	7	7	10	9	7	6	5	-	73	3.02
C73	Thyroid	-	-	-	-	-	-	-	-	-	1	2	-	1	3	3	3	-	13	0.54
C74	Adrenal Gland	-	-	-	-	-	-	-	-	-	-	-	-	-	-	-	-	-	-	-
C81	Hodgkins Disease	-	1	-	-	-	1	-	1	1	1	2	1	-	2	-	-	-	10	0.41
C82-85,C96	NHL	-	1	1	1	1	2	-	2	3	5	9	8	4	9	6	4	-	56	2.32
C88	Malig Imn.Prol D	-	-	-	-	-	-	-	-	-	-	-	-	-	-	-	-	-	-	-
C90	Multiple Myeloma	-	-	2	-	-	-	-	6	3	7	4	5	4	5	5	4	-	45	1.86
C91	Lymphoid Leuk.	3	1	3	-	-	1	-	2	1	-	2	1	1	1	2	1	-	19	0.79
C92-C94	Myeloid Leukaemia	1	2	3	3	2	2	2	5	3	6	6	1	2	3	3	5	-	49	2.03
C95	Leukaemia Uns	-	-	2	-	1	1	-	1	2	1	1	1	2	-	-	2	-	14	0.58
O&U*	Other and Uns	2	1	1	4	5	6	8	11	20	39	46	52	75	66	80	99	5	520	21.50
	All Sites	9	11	12	15	16	33	21	65	75	186	225	314	356	347	328	399	7	2419	100.00

**TABLE KLM-7 (b): Number of Cancer Deaths by Five Year Age Group and Site (ICD-10):
2006-2008 – Females**

%= Relative Proportion of Cancers of All Sites.

Kollam

ICD-10	Site	0-4	5-9	10-14	15-19	20-24	25-29	30-34	35-39	40-44	45-49	50-54	55-59	60-64	65-69	70-74	75+	Unkn	Total	%
C00	Lip	-	-	-	-	-	-	-	-	-	-	-	-	-	1	1	5	-	7	0.42
C01-C02	Tongue	-	-	-	-	-	-	-	3	2	2	1	5	3	11	4	8	-	39	2.34
C03-C06	Mouth	-	-	-	-	-	-	-	-	1	4	5	15	13	15	10	17	-	80	4.80
C07-C08	Salivary Gland	-	-	-	-	-	-	-	-	-	-	1	-	-	1	1	1	-	4	0.24
C09	Tonsil	-	-	-	-	-	-	-	-	-	-	-	-	-	-	-	1	-	1	0.06
C10	Oth. Oropharynx	-	-	-	-	-	1	-	-	-	-	-	-	-	-	1	-	-	2	0.12
C11	Nasopharynx	-	-	-	-	-	-	-	-	-	-	-	1	-	-	1	-	-	2	0.12
C12-C13	Hypopharynx	-	-	-	-	-	-	-	1	1	1	1	-	-	-	-	1	-	5	0.30
C14	Pharynx Unspecified	-	-	-	-	-	-	-	-	-	-	1	-	1	2	-	1	-	5	0.30
C15	Oesophagus	-	-	-	-	-	-	1	-	1	3	3	3	6	8	11	10	-	46	2.76
C16	Stomach	-	-	-	-	-	1	1	6	2	4	4	3	3	11	5	9	1	50	3.00
C17	Small Intestine	-	-	-	-	-	-	-	1	1	-	-	-	-	1	-	-	-	3	0.18
C18	Colon	-	-	-	-	-	-	-	1	1	2	1	4	5	6	5	7	-	32	1.92
C19-C20	Rectum	-	-	-	-	-	1	-	2	1	2	4	4	9	6	6	4	-	39	2.34
C21	Anus & Anal Canal	-	-	-	-	-	-	-	-	-	-	-	-	-	-	1	-	-	1	0.06
C22	Liver	-	1	-	-	-	-	-	2	-	4	4	5	1	2	1	2	-	22	1.32
C23-C24	Gallbladder etc.	-	-	-	-	-	-	-	1	2	2	-	1	1	4	2	2	-	15	0.90
C25	Pancreas	-	-	-	-	-	1	-	2	1	3	4	3	4	4	4	8	-	34	2.04
C30-C31	Nose, Sinuses etc.	-	-	-	-	-	-	-	-	-	-	-	1	-	-	1	2	-	4	0.24
C32	Larynx	-	-	-	-	-	1	-	-	-	-	-	-	1	-	1	2	-	5	0.30
C33-C34	Lung etc.	-	-	-	-	-	1	1	2	1	7	9	14	11	10	10	6	-	72	4.32
C37-C38	Other Thoracic Organs	-	-	-	-	-	-	-	-	-	-	-	-	-	2	-	-	-	2	0.12
C40-C41	Bone	-	-	4	3	1	-	-	1	-	1	-	1	2	-	-	1	-	14	0.84
C43	Melanoma of Skin	-	-	-	-	-	-	-	1	-	-	-	1	-	2	-	-	-	4	0.24
C44	Other Skin	-	-	-	-	-	-	-	-	-	-	1	-	-	1	-	-	-	2	0.12
C45	Mesothelioma	-	-	-	-	-	-	-	-	-	-	-	-	-	-	-	-	-	-	-
C46	Kaposi Sarcoma	-	-	-	-	-	-	-	-	-	-	-	-	-	-	-	-	-	-	-
C47+C49	Conn. & Soft Tissue	2	-	-	-	-	1	1	1	1	2	-	2	-	1	-	2	-	13	0.78
C50	Breast	-	-	-	1	1	3	6	16	27	41	48	42	24	19	15	20	-	263	15.79
C51	Vulva	-	-	-	-	-	-	-	-	-	-	-	1	-	-	-	1	-	2	0.12
C52	Vagina	-	-	-	-	-	-	-	-	-	-	-	-	-	1	1	3	-	5	0.30
C53	Cervix Uteri	-	-	-	-	-	-	1	2	10	10	11	16	15	18	17	25	-	125	7.50
C54	Corpus Uteri	-	-	-	-	-	1	1	-	1	1	1	-	1	3	1	1	-	11	0.66
C55	Uterus Unspecified	-	-	-	-	-	-	-	3	1	4	1	2	3	5	1	2	-	22	1.32
C56	Ovary etc.	-	-	1	-	2	-	1	1	4	8	4	13	9	10	11	11	1	76	4.56
C57	Other Female Genital	-	-	-	-	-	-	-	-	-	1	1	-	-	-	-	-	-	2	0.12
C58	Placenta	-	-	-	-	-	-	-	-	-	-	-	-	-	-	-	-	-	-	-
C64	Kidney etc.	1	-	-	-	-	-	-	1	1	-	1	-	1	-	-	1	-	6	0.36
C65	Renal Pelvis	-	-	-	-	-	-	-	-	-	-	-	-	-	-	-	-	-	-	-
C66	Ureter	-	-	-	-	-	-	-	-	-	-	-	-	-	-	1	-	-	1	0.06
C67	Bladder	-	-	-	-	-	-	-	-	-	-	2	-	-	1	-	2	-	5	0.30
C68	Uns. Urinary Organs	-	-	-	-	-	-	-	-	-	-	-	-	-	-	-	-	-	-	-
C69	Eye	-	-	-	-	-	-	-	-	-	-	1	-	-	-	-	1	-	2	0.12
C70-C72	Brain, Nervous System	2	1	1	-	-	1	2	7	5	7	6	1	5	5	3	2	-	48	2.88
C73	Thyroid	-	-	-	-	-	-	1	1	1	2	3	-	1	3	2	5	-	19	1.14
C74	Adrenal Gland	-	-	-	-	-	-	-	-	-	-	-	-	1	-	-	-	-	1	0.06
C81	Hodgkins Disease	-	-	-	1	-	-	-	1	-	-	2	-	-	-	1	1	-	6	0.36
C82-85,C96	NHL	-	-	-	-	2	-	1	1	3	3	-	1	3	4	1	2	-	21	1.26
C88	Malig Imn.Prol D	-	-	-	-	-	-	-	-	-	-	-	-	-	-	-	-	-	-	-
C90	Multiple Myeloma	-	-	-	-	1	-	-	2	1	3	1	3	5	5	2	6	-	29	1.74
C91	Lymphoid Leuk.	1	1	1	-	-	1	-	-	-	4	2	1	1	-	1	1	-	14	0.84
C92-C94	Myeloid Leukaemia	-	-	4	3	1	3	4	2	4	4	4	1	7	2	2	4	-	45	2.70
C95	Leukaemia Uns	-	-	-	-	1	1	-	1	1	1	1	2	2	1	1	1	-	13	0.78
O&U *	Other and Uns	3	-	1	-	2	3	10	14	19	32	41	51	34	77	67	90	3	447	26.83
	All Sites	9	3	12	8	11	20	31	76	93	158	169	197	172	242	192	268	5	1666	100.00

TABLE: KLM-8(a):
Average Annual Age Specific, Crude (CR), Age Adjusted (AAR) (with Standard Error (SE)) and
Truncated (35-64 Yrs) (TR) Mortality Rate per 100,000 population: 2006-2008 - Males
Kollam

ICD-10	0-4	5-9	10-14	15-19	20-24	25-29	30-34	35-39	40-44	45-49	50-54	55-59	60-64	65-69	70-74	>75	CR	AAR	SE	TR
C00	-	-	-	-	-	-	-	-	0.4	0.3	-	-	0.7	-	-	-	0.1	0.1	0.04	0.2
C01-C02	-	-	-	-	-	0.9	-	1.0	1.1	2.7	4.1	7.5	10.5	8.6	11.9	16.8	2.3	2.1	0.23	3.9
C03-C06	-	-	-	-	-	-	0.3	0.7	0.7	3.0	5.5	12.0	16.5	15.6	16.7	27.3	3.2	3.0	0.27	5.4
C07-C08	-	-	-	-	-	-	-	0.3	-	-	-	1.3	-	0.9	1.2	-	0.1	0.1	0.05	0.2
C09	-	-	-	-	-	-	-	-	-	-	-	-	1.5	0.9	2.4	1.0	0.2	0.2	0.06	0.2
C10	-	-	-	-	-	-	-	0.3	0.4	1.3	2.7	3.1	3.7	6.9	7.2	9.4	1.2	1.1	0.16	1.7
C11	-	-	-	-	-	-	-	-	-	0.7	-	0.6	0.7	-	2.4	2.1	0.2	0.2	0.07	0.3
C12-C13	-	-	-	-	-	-	-	-	0.4	1.0	3.2	3.8	2.2	14.7	6.0	8.4	1.3	1.2	0.17	1.6
C14	-	-	-	-	-	-	-	-	-	-	-	0.6	-	2.6	1.2	3.1	0.2	0.2	0.07	0.1
C15	-	-	-	-	-	-	-	0.7	0.4	2.4	9.6	12.0	14.2	19.0	20.3	18.9	3.2	3.1	0.28	5.6
C16	-	-	-	-	-	0.3	0.6	0.7	0.4	3.4	7.3	12.0	15.0	18.2	28.6	29.4	3.7	3.5	0.29	5.5
C17	-	-	-	-	-	-	-	0.3	-	-	0.5	-	1.5	-	-	3.1	0.2	0.2	0.06	0.3
C18	-	-	-	-	0.3	-	0.3	-	-	0.7	1.8	3.1	9.0	3.5	4.8	4.2	1.0	0.9	0.16	2.0
C19-C20	-	-	-	-	-	0.9	-	0.3	1.1	1.0	2.7	6.3	11.2	11.2	8.3	12.6	1.9	1.8	0.21	3.2
C21	-	-	-	-	-	-	-	-	-	-	-	0.6	-	-	-	1.0	0.1	-	0.03	0.1
C22	0.3	-	-	-	0.3	-	-	1.3	3.0	4.0	4.1	10.1	10.5	7.8	19.1	16.8	2.7	2.5	0.25	4.9
C23-C24	-	-	-	-	-	-	-	-	-	1.0	0.5	1.9	0.7	3.5	6.0	2.1	0.5	0.5	0.10	0.6
C25	-	-	-	-	-	0.3	-	1.3	1.5	2.0	-	7.5	5.2	6.1	6.0	10.5	1.4	1.3	0.18	2.6
C30-C31	-	0.4	-	-	0.3	-	-	-	-	-	0.5	-	0.7	2.6	2.4	2.1	0.3	0.3	0.09	0.2
C32	-	-	-	-	-	-	-	-	0.7	1.7	1.8	8.2	9.7	11.2	10.7	13.6	1.9	1.8	0.21	3.1
C33-C34	-	-	-	-	-	0.3	0.6	1.6	4.1	10.8	16.9	40.3	60.7	64.0	73.9	57.7	10.9	10.5	0.51	19.0
C37-C38	0.3	-	-	0.3	-	-	-	-	-	0.3	-	-	2.2	-	-	-	0.2	0.2	0.07	0.4
C40-C41	-	-	-	0.9	0.3	0.3	-	1.0	-	1.0	-	0.6	0.7	0.9	2.4	-	0.4	0.4	0.10	0.6
C43	-	-	-	-	-	-	-	-	-	-	-	0.6	-	-	1.2	1.0	0.1	0.1	0.04	0.1
C44	-	-	-	-	-	0.3	-	-	-	0.3	0.5	1.3	0.7	1.7	3.6	6.3	0.4	0.4	0.10	0.4
C45	-	-	-	-	-	-	-	-	-	-	-	-	-	-	-	-	-	-	-	-
C46	-	-	-	-	-	-	-	-	-	-	-	-	-	-	-	-	-	-	-	-
C47+C49	-	-	-	0.6	0.6	0.6	0.6	0.3	-	0.7	-	1.9	-	0.9	2.4	3.1	0.5	0.5	0.10	0.4
C50	-	-	-	-	-	-	-	-	-	-	0.5	1.3	-	-	-	2.1	0.1	0.1	0.05	0.2
C60	-	-	-	-	-	-	-	-	0.4	0.3	0.9	0.6	1.5	0.9	1.2	-	0.2	0.2	0.07	0.6
C61	-	-	-	-	-	-	-	-	-	-	0.9	3.1	5.2	8.6	11.9	26.2	1.5	1.4	0.18	1.2
C62	-	-	-	-	-	0.9	-	-	-	0.3	0.5	-	-	-	-	-	0.1	0.1	0.05	0.1
C63	-	-	-	-	-	-	-	-	-	-	-	-	-	-	-	-	-	-	-	-
C64	-	-	-	-	-	-	-	0.3	-	0.3	0.5	3.1	3.7	1.7	1.2	3.1	0.5	0.5	0.11	1.1
C65	-	-	-	-	-	-	-	0.3	-	-	0.5	-	-	-	-	-	0.1	-	0.03	0.1
C66	-	-	-	-	-	-	-	-	-	-	-	-	-	-	-	-	-	-	-	-
C67	-	-	-	-	-	-	-	-	-	0.7	1.4	4.4	3.7	5.2	13.1	7.3	1.1	1.0	0.16	1.4
C68	-	-	-	-	-	-	-	-	-	-	-	-	0.7	-	-	-	-	-	0.03	0.1
C69	-	-	-	-	-	-	-	-	-	-	-	-	-	-	-	-	-	-	-	-
C70-C72	0.3	1.5	-	0.3	0.3	1.2	1.0	1.6	1.1	2.4	3.2	6.3	6.7	6.1	7.2	5.2	1.9	1.8	0.22	3.2
C73	-	-	-	-	-	-	-	-	-	0.3	0.9	-	0.7	2.6	3.6	3.1	0.3	0.3	0.09	0.3
C74	-	-	-	-	-	-	-	-	-	-	-	-	-	-	-	-	-	-	-	-
C81	-	0.4	-	-	-	0.3	-	0.3	0.4	0.3	0.9	0.6	-	1.7	-	-	0.3	0.2	0.08	0.4
C82-85,C96	-	0.4	0.3	0.3	0.3	0.6	-	0.7	1.1	1.7	4.1	5.0	3.0	7.8	7.2	4.2	1.4	1.4	0.18	2.4
C88	-	-	-	-	-	-	-	-	-	-	-	-	-	-	-	-	-	-	-	-
C90	-	-	0.6	-	-	-	-	2.0	1.1	2.4	1.8	3.1	3.0	4.3	6.0	4.2	1.2	1.1	0.16	2.1
C91	0.9	0.4	1.0	-	-	0.3	-	0.7	0.4	-	0.9	0.6	0.7	0.9	2.4	1.0	0.5	0.5	0.12	0.5
C92-C94	0.3	0.7	1.0	0.9	0.6	0.6	0.6	1.6	1.1	2.0	2.7	0.6	1.5	2.6	3.6	5.2	1.3	1.2	0.17	1.6
C95	-	-	0.6	-	0.3	0.3	-	0.3	0.7	0.3	0.5	0.6	1.5	-	-	2.1	0.4	0.3	0.09	0.6
O&U *	0.6	0.4	0.3	1.3	1.5	1.8	2.6	3.6	7.4	13.1	21.1	32.7	56.2	57.1	95.4	103.9	13.4	12.4	0.55	19.5
All	2.7	4.1	3.9	4.7	4.8	10.1	6.8	21.2	27.7	62.6	103.0	197.5	267.0	300.1	391.0	418.7	62.3	58.9	1.21	98.1

TABLE: KLM-8(b):
Average Annual Age Specific, Crude (CR), Age Adjusted (AAR) (with Standard Error (SE)) and
Truncated (35-64 Yrs) (TR) Mortality Rate per 100,000 population: 2006-2008 - Females
Kollam

ICD-10	0-4	5-9	10-14	15-19	20-24	25-29	30-34	35-39	40-44	45-49	50-54	55-59	60-64	65-69	70-74	>75	CR	AAR	SE	TR
C00	-	-	-	-	-	-	-	-	-	-	-	-	-	0.7	0.9	3.5	0.2	0.1	0.04	-
C01-C02	-	-	-	-	-	-	-	0.8	0.7	0.7	0.5	2.9	1.9	7.4	3.8	5.7	0.9	0.8	0.12	1.1
C03-C06	-	-	-	-	-	-	-	-	0.3	1.3	2.3	8.8	8.2	10.0	9.5	12.0	1.9	1.6	0.19	2.9
C07-C08	-	-	-	-	-	-	-	-	-	-	0.5	-	-	0.7	0.9	0.7	0.1	0.1	0.04	0.1
C09	-	-	-	-	-	-	-	-	-	-	-	-	-	-	-	0.7	-	-	0.01	-
C10	-	-	-	-	-	0.3	-	-	-	-	-	-	-	-	0.9	-	-	-	0.03	-
C11	-	-	-	-	-	-	-	-	-	-	-	0.6	-	-	0.9	-	-	-	0.03	0.1
C12-C13	-	-	-	-	-	-	-	0.3	0.3	0.3	0.5	-	-	-	-	0.7	0.1	0.1	0.04	0.3
C14	-	-	-	-	-	-	-	-	-	-	0.5	-	0.6	1.3	-	0.7	0.1	0.1	0.05	0.2
C15	-	-	-	-	-	-	0.3	-	0.3	1.0	1.4	1.8	3.8	5.4	10.4	7.1	1.1	0.9	0.13	1.2
C16	-	-	-	-	-	0.3	0.3	1.6	0.7	1.3	1.9	1.8	1.9	7.4	4.7	6.4	1.2	0.9	0.14	1.5
C17	-	-	-	-	-	-	-	0.3	0.3	-	-	-	-	0.7	-	-	0.1	0.1	0.03	0.1
C18	-	-	-	-	-	-	-	0.3	0.3	0.7	0.5	2.3	3.2	4.0	4.7	5.0	0.8	0.6	0.11	1.0
C19-C20	-	-	-	-	-	0.3	-	0.5	0.3	0.7	1.9	2.3	5.7	4.0	5.7	2.8	0.9	0.8	0.13	1.6
C21	-	-	-	-	-	-	-	-	-	-	-	-	-	-	0.9	-	-	-	0.02	-
C22	-	0.4	-	-	-	-	-	0.5	-	1.3	1.9	2.9	0.6	1.3	0.9	1.4	0.5	0.5	0.10	1.1
C23-C24	-	-	-	-	-	-	-	0.3	0.7	0.7	-	0.6	0.6	2.7	1.9	1.4	0.4	0.3	0.08	0.5
C25	-	-	-	-	-	0.3	-	0.5	0.3	1.0	1.9	1.8	2.5	2.7	3.8	5.7	0.8	0.7	0.12	1.2
C30-C31	-	-	-	-	-	-	-	-	-	-	-	0.6	-	-	0.9	1.4	0.1	0.1	0.04	0.1
C32	-	-	-	-	-	0.3	-	-	-	-	-	-	0.6	-	0.9	1.4	0.1	0.1	0.04	0.1
C33-C34	-	-	-	-	-	0.3	0.3	0.5	0.3	2.3	4.2	8.2	6.9	6.7	9.5	4.2	1.7	1.5	0.18	3.2
C37-C38	-	-	-	-	-	-	-	-	-	-	-	-	-	1.3	-	-	-	-	0.03	-
C40-C41	-	-	1.3	1.0	0.3	-	-	0.3	-	0.3	-	0.6	1.3	-	-	0.7	0.3	0.4	0.10	0.4
C43	-	-	-	-	-	-	-	0.3	-	-	-	0.6	-	1.3	-	-	0.1	0.1	0.04	0.1
C44	-	-	-	-	-	-	-	-	-	-	0.5	-	-	0.7	-	-	-	-	0.03	0.1
C45	-	-	-	-	-	-	-	-	-	-	-	-	-	-	-	-	-	-	-	-
C46	-	-	-	-	-	-	-	-	-	-	-	-	-	-	-	-	-	-	-	-
C47+C49	0.6	-	-	-	-	0.3	0.3	0.3	0.3	0.7	-	1.2	-	0.7	-	1.4	0.3	0.3	0.08	0.4
C50	-	-	-	0.3	0.3	0.8	1.6	4.2	8.9	13.7	22.4	24.7	15.1	12.7	14.2	14.1	6.2	5.5	0.34	13.9
C51	-	-	-	-	-	-	-	-	-	-	-	0.6	-	-	-	0.7	-	-	0.03	0.1
C52	-	-	-	-	-	-	-	-	-	-	-	-	-	0.7	0.9	2.1	0.1	0.1	0.04	-
C53	-	-	-	-	-	-	0.3	0.5	3.3	3.3	5.1	9.4	9.5	12.1	16.1	17.7	3.0	2.5	0.23	4.6
C54	-	-	-	-	-	0.3	0.3	-	0.3	0.3	0.5	-	0.6	2.0	0.9	0.7	0.3	0.2	0.07	0.3
C55	-	-	-	-	-	-	-	0.8	0.3	1.3	0.5	1.2	1.9	3.3	0.9	1.4	0.5	0.4	0.10	0.9
C56	-	-	0.3	-	0.6	-	0.3	0.3	1.3	2.7	1.9	7.6	5.7	6.7	10.4	7.8	1.8	1.5	0.18	2.8
C57	-	-	-	-	-	-	-	-	-	0.3	0.5	-	-	-	-	-	-	-	0.03	0.1
C58	-	-	-	-	-	-	-	-	-	-	-	-	-	-	-	-	-	-	-	-
C64	0.3	-	-	-	-	-	-	0.3	0.3	-	0.5	-	0.6	-	-	0.7	0.1	0.1	0.06	0.3
C65	-	-	-	-	-	-	-	-	-	-	-	-	-	-	-	-	-	-	-	-
C66	-	-	-	-	-	-	-	-	-	-	-	-	-	-	0.9	-	-	-	0.02	-
C67	-	-	-	-	-	-	-	-	-	-	0.9	-	-	0.7	-	1.4	0.1	0.1	0.04	0.2
C68	-	-	-	-	-	-	-	-	-	-	-	-	-	-	-	-	-	-	-	-
C69	-	-	-	-	-	-	-	-	-	-	0.5	-	-	-	-	0.7	-	-	0.03	0.1
C70-C72	0.6	0.4	0.3	-	-	0.3	0.5	1.9	1.6	2.3	2.8	0.6	3.2	3.3	2.8	1.4	1.1	1.0	0.15	2.1
C73	-	-	-	-	-	-	0.3	0.3	0.3	0.7	1.4	-	0.6	2.0	1.9	3.5	0.4	0.4	0.08	0.6
C74	-	-	-	-	-	-	-	-	-	-	-	-	0.6	-	-	-	-	-	0.03	0.1
C81	-	-	-	0.3	-	-	-	0.3	-	-	0.9	-	-	-	0.9	0.7	0.1	0.1	0.05	0.2
C82-85,C96	-	-	-	-	0.6	-	0.3	0.3	1.0	1.0	-	0.6	1.9	2.7	0.9	1.4	0.5	0.4	0.09	0.8
C88	-	-	-	-	-	-	-	-	-	-	-	-	-	-	-	-	-	-	-	-
C90	-	-	-	-	0.3	-	-	0.5	0.3	1.0	0.5	1.8	3.2	3.3	1.9	4.2	0.7	0.6	0.11	1.1
C91	0.3	0.4	0.3	-	-	0.3	-	-	-	1.3	0.9	0.6	0.6	-	0.9	0.7	0.3	0.3	0.09	0.6
C92-C94	-	-	1.3	1.0	0.3	0.8	1.1	0.5	1.3	1.3	1.9	0.6	4.4	1.3	1.9	2.8	1.1	1.0	0.15	1.6
C95	-	-	-	-	0.3	0.3	-	0.3	0.3	0.3	0.5	1.2	1.3	0.7	0.9	0.7	0.3	0.3	0.08	0.6
O&U *	0.9	-	0.3	-	0.6	0.8	2.7	3.7	6.2	10.7	19.1	29.9	21.4	51.6	63.5	63.7	10.6	8.7	0.42	13.7
All	2.8	1.2	4.0	2.6	3.0	5.1	8.2	20.2	30.6	52.6	78.7	115.7	108.5	162.1	181.9	189.6	39.4	33.7	0.84	61.6

**TABLE: KLM-9(a): Cumulative Rate (Cu.Rate%) & Cumulative Risk (Cu.Risk) of individual sites (ICD-10) based on age specific rates (from 0-64 years and from 0-74 years) : 2006-2008 - Males
Kollam**

ICD-10	Site	0 - 64 Years		0 - 74 Years	
		Cu. Rate %	Cu. Risk	Cu. Rate%	Cu. Risk
C00	Lip	0.02	0.01	0.03	0.03
C01-C02	Tongue	0.36	0.36	0.57	0.57
C03-C06	Mouth	0.50	0.50	0.88	0.89
C07-C08	Salivary Gland	0.04	0.04	0.07	0.07
C09	Tonsil	0.03	0.03	0.06	0.06
C10	Oth. Oropharynx	0.16	0.16	0.27	0.27
C11	Nasopharynx	0.04	0.04	0.06	0.06
C12-C13	Hypopharynx	0.17	0.17	0.34	0.34
C14	Pharynx Unspecified	0.01	0.01	0.02	0.02
C15	Oesophagus	0.34	0.34	0.65	0.65
C16	Stomach	0.36	0.36	0.77	0.77
C17	Small Intestine	0.01	0.01	0.02	0.02
C18	Colon	0.17	0.17	0.29	0.29
C19-C20	Rectum	0.27	0.27	0.56	0.56
C21	Anus & Anal Canal	0.01	0.01	0.02	0.02
C22	Liver	0.28	0.28	0.50	0.50
C23-C24	Gallbladder etc.	0.05	0.05	0.13	0.13
C25	Pancreas	0.17	0.17	0.27	0.27
C30-C31	Nose, Sinuses etc.	0.04	0.04	0.07	0.07
C32	Larynx	0.34	0.34	0.58	0.59
C33-C34	Lung etc.	1.21	1.20	2.33	2.35
C37-C38	Other Thoracic Organs	0.03	0.03	0.03	0.03
C40-C41	Bone	0.07	0.07	0.07	0.07
C43	Melanoma of Skin	0.02	0.02	0.04	0.04
C44	Other Skin	0.12	0.12	0.25	0.25
C45	Mesothelioma	0.00	0.00	0.00	0.00
C46	Kaposi Sarcoma	0.00	0.00	0.00	0.00
C47 + C49	Conn. & Soft Tissue	0.09	0.09	0.14	0.14
C50	Breast	0.01	0.01	0.02	0.02
C60	Penis	0.06	0.06	0.09	0.09
C61	Prostate	0.15	0.15	0.47	0.48
C62	Testis	0.03	0.03	0.05	0.05
C63	Other Male Genital	0.00	0.00	0.00	0.00
C64	Kidney etc.	0.10	0.10	0.16	0.16
C65	Renal Pelvis	0.00	0.00	0.00	0.00
C66	Ureter	0.00	0.00	0.00	0.00
C67	Bladder	0.17	0.17	0.40	0.41
C68	Uns.Urinary Organs	0.00	0.00	0.00	0.00
C69	Eye	0.01	0.01	0.02	0.02
C70-C72	Brain, Nervous System	0.18	0.18	0.28	0.28
C73	Thyroid	0.10	0.10	0.14	0.14
C74	Adrenal Gland	0.01	0.01	0.01	0.01
C81	Hodgkins Disease	0.08	0.08	0.09	0.09
C82-85,C96	NHL	0.26	0.26	0.46	0.46
C88	Malig Imn.Prol D	0.00	0.00	0.00	0.00
C90	Multiple Myeloma	0.15	0.15	0.25	0.25
C91	Lymphoid Leuk.	0.10	0.10	0.13	0.13
C92-C94	Myeloid Leukaemia	0.12	0.12	0.17	0.17
C95	Leukaemia Uns	0.03	0.03	0.04	0.04
O&U *	Other and Uns	0.83	0.83	1.65	1.66
	All Sites	7.28	7.02	13.51	12.63

TABLE: KLM-9(b): Cumulative Rate (Cu.Rate%) & Cumulative Risk (Cu.Risk) of individual sites (ICD-10) based on age specific rates (from 0-64 years and from 0-74 years) : 2006-2008 - Females Kollam

ICD-10	Site	0 - 64 Years		0 - 74 Years	
		Cu. Rate %	Cu. Risk	Cu. Rate%	Cu. Risk
C00	Lip	0.03	0.03	0.05	0.05
C01-C02	Tongue	0.19	0.19	0.34	0.35
C03-C06	Mouth	0.27	0.27	0.55	0.55
C07-C08	Salivary Gland	0.03	0.03	0.04	0.04
C09	Tonsil	0.00	0.00	0.01	0.01
C10	Oth. Oropharynx	0.00	0.00	0.01	0.01
C11	Nasopharynx	0.01	0.01	0.01	0.01
C12-C13	Hypopharynx	0.02	0.02	0.02	0.02
C14	Pharynx Unspecified	0.00	0.00	0.00	0.00
C15	Oesophagus	0.07	0.07	0.20	0.20
C16	Stomach	0.09	0.09	0.17	0.17
C17	Small Intestine	0.01	0.01	0.02	0.02
C18	Colon	0.15	0.15	0.26	0.26
C19-C20	Rectum	0.22	0.22	0.38	0.38
C21	Anus & Anal Canal	0.01	0.01	0.02	0.02
C22	Liver	0.06	0.06	0.10	0.10
C23-C24	Gallbladder etc.	0.04	0.04	0.07	0.07
C25	Pancreas	0.09	0.09	0.15	0.15
C30-C31	Nose, Sinuses etc.	0.02	0.02	0.03	0.03
C32	Larynx	0.01	0.01	0.02	0.02
C33-C34	Lung etc.	0.22	0.22	0.38	0.38
C37-C38	Other Thoracic Organs	0.01	0.01	0.01	0.01
C40-C41	Bone	0.04	0.04	0.05	0.05
C43	Melanoma of Skin	0.01	0.01	0.03	0.03
C44	Other Skin	0.06	0.06	0.11	0.11
C45	Mesothelioma	0.00	0.00	0.00	0.00
C46	Kaposi Sarcoma	0.00	0.00	0.00	0.00
C47 + C49	Conn. & Soft Tissue	0.06	0.06	0.07	0.07
C50	Breast	1.96	1.94	2.40	2.43
C51	Vulva	0.02	0.02	0.02	0.02
C52	Vagina	0.02	0.02	0.03	0.03
C53	Cervix Uteri	0.62	0.62	0.98	0.99
C54	Corpus Uteri	0.20	0.20	0.28	0.28
C55	Uterus Unspecified	0.04	0.04	0.05	0.05
C56	Ovary etc.	0.30	0.30	0.46	0.46
C57	Other Female Genital	0.02	0.02	0.03	0.03
C58	Placenta	0.00	0.00	0.00	0.00
C64	Kidney etc.	0.02	0.02	0.02	0.02
C65	Renal Pelvis	0.00	0.00	0.00	0.00
C66	Ureter	0.00	0.00	0.01	0.01
C67	Bladder	0.03	0.03	0.04	0.04
C68	Uns.Urinary Organs	0.00	0.00	0.00	0.00
C69	Eye	0.01	0.01	0.01	0.01
C70-C72	Brain, Nervous System	0.12	0.12	0.14	0.14
C73	Thyroid	0.44	0.44	0.52	0.52
C74	Adrenal Gland	0.01	0.01	0.01	0.01
C81	Hodgkins Disease	0.03	0.03	0.04	0.04
C82-85,C96	NHL	0.12	0.12	0.18	0.18
C88	Malig Imn.Prol D	0.00	0.00	0.00	0.00
C90	Multiple Myeloma	0.13	0.13	0.19	0.19
C91	Lymphoid Leuk.	0.06	0.06	0.07	0.07
C92-C94	Myeloid Leukaemia	0.12	0.12	0.15	0.15
C95	Leukaemia Uns	0.03	0.03	0.04	0.04
O&U *	Other and Uns	0.54	0.54	1.07	1.08
	All Sites	6.54	6.33	9.89	9.41

POPULATION BASED CANCER REGISTRY, NAGPUR

Indian Cancer Society

Dr A.P. Kurkure, Principal Investigator

Dr B.B .Yeole, Director and Co-Investigator

The Nagpur Cancer Registry, a division of the Indian Cancer Society became operative on 1st January 1980, with the collaborative efforts with Nagpur Medical College & Hospital. The aim of the registry was to obtain reliable incidence and mortality data on cancer in the population of Nagpur City Agglomeration.

Nagpur city covers an area of 236.93 sq.km. with a population of 2.05 million (2001 Census). The population comprises 71.4% Hindus, 10.3% Muslims, 1.1% Christians and 15.4% Neo-Buddhists. Information is obtained on all cancer patients registered at the 12 major hospitals and 30 Nursing Homes in Nagpur. The 8 major hospitals in Nagpur city and 6 major hospitals contribute to most of data of the registry. The death records maintained by Municipal Corporation provides a means for checking on missed cases. Staff of the registry visit Department of Medical Records and patient wards at hospitals at least once a week to collect the information on cancer patients.

The reliability of data and quality of registration has considerably improved. At present percentage of microscopically confirmed cases is 89.7 and the percentage of cases diagnosed through death certificates is 2.7. The ratio of mortality /incidence (M/I) is 18.2%. Registry publishes report on incidence and mortality at regular intervals. This registry's data has been accepted for publication in consecutive volumes (III to IX) of Cancer Incidence in Five Continents published by International Agency for Research on Cancer, Lyon, France.

Staff of Nagpur Cancer Registry

Ms R.K. Kamble	:	Medical Social Investigator
Mrs R.A. Ingole	:	Medical Social Investigator
Mrs P.Y. Varade	:	Medical Social Investigator
Mrs R.M. Bhagat	:	Medical Social Investigator
Mrs R.C. Patil	:	Hon. Supervisor

Figure NAG-1
Population Pyramid showing Age Distribution: 2005-2007
Nagpur

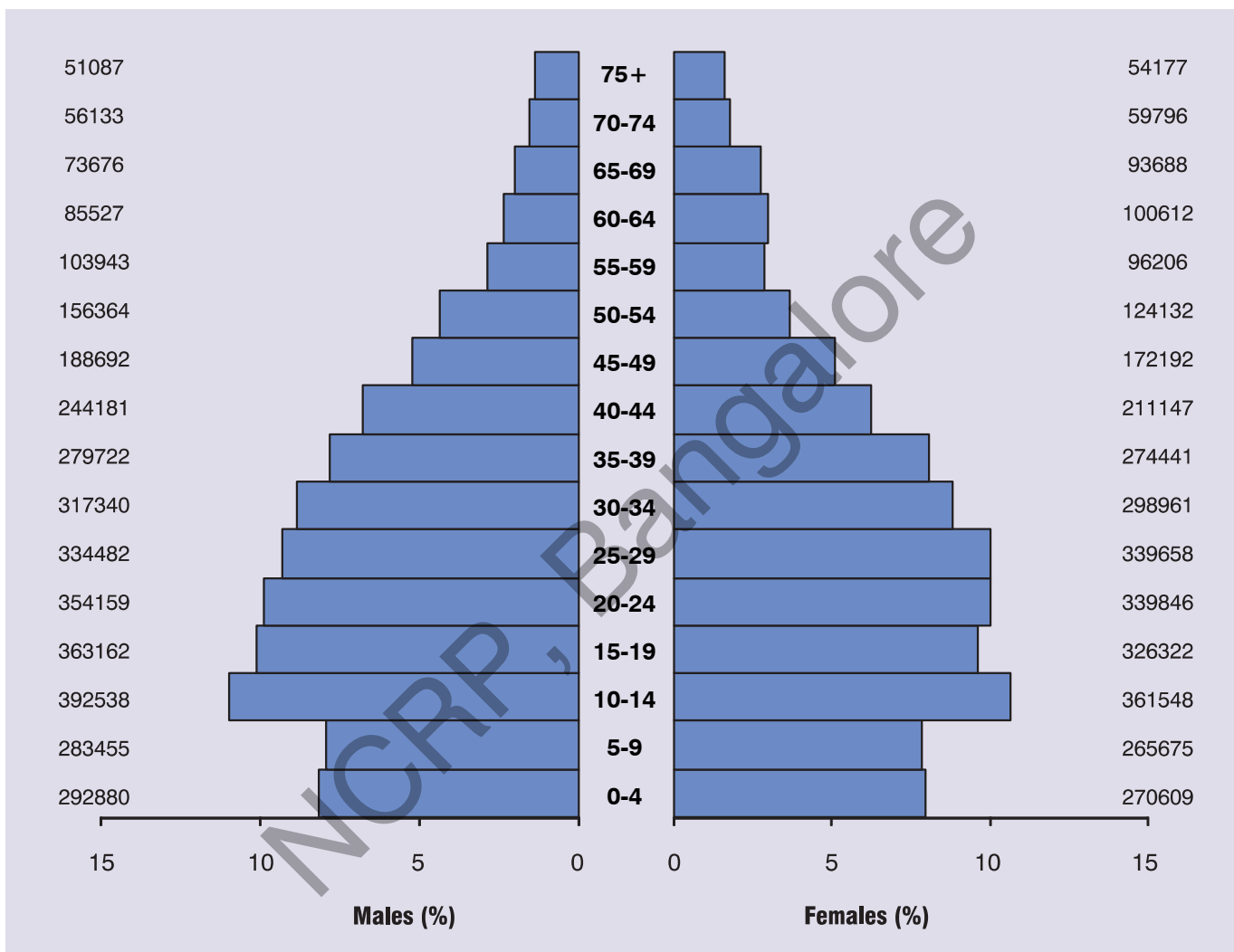


TABLE NAG-1
Population by Five Year Age Group and Gender: 2005-2007
Number and Relative Proportion (%)
Nagpur

Age Group	Males		Females	
	Number	%	Number	%
0-4	292880	8.2	270609	8.0
5-9	283455	7.9	265675	7.8
10-14	392538	11.0	361548	10.7
15-19	363162	10.2	326322	9.6
20-24	354159	9.9	339846	10.0
25-29	334482	9.4	339658	10.0
30-34	317340	8.9	298961	8.8
35-39	279722	7.8	274441	8.1
40-44	244181	6.8	211147	6.2
45-49	188692	5.3	172192	5.1
50-54	156364	4.4	124132	3.7
55-59	103943	2.9	96206	2.8
60-64	85527	2.4	100612	3.0
65-69	73676	2.1	93688	2.8
70-74	56133	1.6	59796	1.8
75+	51087	1.4	54177	1.6
Total	3577343	100.0	3389009	100.0

TABLE NAG-2
Main Sources of Registration of Incident Cases of Cancer: 2005-2007
Nagpur

Name of the Institution	Number	%
MCH	1810	33.4
RST	1839	33.9
MAYO	619	11.4
Nagpur Small Hospitals	533	9.8
Unmatch	152	2.8
TMH	88	1.6
Mumbai Small Hospitals	52	1.0
Others	329	6.1
Total	5422	100.0

1. Institutions listed have registered at least one percent of all cases in the registry for the combined years 2005-2007.
2. The numbers and proportion listed are the minimum number of cases. Institutions could have registered/reported more cases, since duplicate registrations and non-resident/ registry cases are not included.

**TABLE NAG-3 (a): Number of Incident Cancers by Five Year Age Group and Site (ICD-10):
2005-2007 – Males**

%= Relative Proportion of Cancers of All Sites.

Nagpur

ICD-10	Site	0-4	5-9	10-14	15-19	20-24	25-29	30-34	35-39	40-44	45-49	50-54	55-59	60-64	65-69	70-74	75+	Unkn	Total	%
C00	Lip	-	-	-	-	-	-	3	1	1	1	-	-	1	1	-	-	-	8	0.30
C01-C02	Tongue	-	1	-	-	-	2	4	10	17	29	18	22	19	15	12	5	-	154	5.77
C03-C06	Mouth	-	-	-	-	5	6	9	21	30	27	28	22	23	17	15	10	-	213	7.98
C07-C08	Salivary Gland	-	-	1	-	-	2	2	1	2	-	1	-	1	3	3	-	-	16	0.60
C09	Tonsil	-	-	-	-	1	-	-	1	3	1	8	6	5	5	5	4	-	39	1.46
C10	Oth. Oropharynx	-	-	1	-	-	-	1	-	2	1	5	3	7	2	3	1	-	26	0.97
C11	Nasopharynx	-	-	-	-	1	1	1	-	-	2	1	1	-	2	1	-	-	10	0.37
C12-C13	Hypopharynx	1	1	-	1	1	1	2	3	5	8	11	10	23	10	4	10	-	91	3.41
C14	Pharynx Unspecified	-	-	-	-	-	-	-	-	2	-	-	-	2	2	-	1	-	7	0.26
C15	Oesophagus	-	-	-	-	-	-	3	5	11	9	30	21	28	26	19	21	-	173	6.48
C16	Stomach	-	-	-	1	2	2	-	3	3	8	8	13	16	11	7	5	-	79	2.96
C17	Small Intestine	-	-	-	-	-	-	1	-	-	-	-	-	1	-	-	-	-	2	0.07
C18	Colon	-	-	-	-	4	2	5	4	1	8	10	7	12	12	7	7	-	79	2.96
C19-C20	Rectum	-	-	-	1	2	5	3	6	6	9	11	6	8	7	7	4	-	75	2.81
C21	Anus & Anal Canal	-	-	-	1	-	-	1	-	-	1	1	1	1	1	1	1	-	9	0.34
C22	Liver	-	-	-	-	1	1	1	4	5	6	4	10	8	11	2	7	-	60	2.25
C23-C24	Gallbladder etc.	-	-	-	-	-	1	-	-	1	4	1	4	1	5	3	2	-	22	0.82
C25	Pancreas	-	1	-	-	-	-	-	2	3	4	6	3	3	6	4	1	-	33	1.24
C30-C31	Nose, Sinuses etc.	1	-	2	-	1	1	1	-	-	3	4	2	5	5	6	2	-	33	1.24
C32	Larynx	-	-	-	-	2	-	4	4	7	22	24	33	34	31	13	16	-	190	7.12
C33-C34	Lung etc.	-	-	-	-	-	1	3	7	13	17	28	25	31	39	18	8	-	190	7.12
C37-C38	Other Thoracic Organs	-	-	-	-	1	-	1	-	3	1	1	-	-	-	2	-	-	9	0.34
C40-C41	Bone	5	3	1	3	3	2	1	1	5	2	3	2	2	1	2	-	-	36	1.35
C43	Melanoma of Skin	-	-	-	-	-	-	1	-	-	-	-	-	-	1	-	-	-	2	0.07
C44	Other Skin	-	-	1	-	1	-	2	3	2	3	7	3	2	3	4	-	-	31	1.16
C45	Mesothelioma	-	-	-	-	-	-	-	-	-	-	-	-	-	-	-	-	-	-	-
C46	Kaposi Sarcoma	-	-	-	-	-	-	-	-	-	-	-	-	-	-	-	-	-	-	-
C47+C49	Conn. & Soft Tissue	2	3	3	2	4	-	1	5	6	1	3	1	5	2	3	2	-	43	1.61
C50	Breast	-	-	-	1	1	2	2	2	8	7	5	6	4	5	4	4	-	51	1.91
C60	Penis	-	-	-	-	2	-	2	3	3	6	2	2	11	6	2	3	-	42	1.57
C61	Prostate	-	-	-	-	-	-	-	1	1	1	2	7	10	20	17	30	-	89	3.34
C62	Testis	1	-	-	2	7	5	5	11	4	-	1	-	2	2	-	1	-	41	1.54
C63	Other Male Genital	-	-	-	-	-	-	-	-	-	-	-	-	-	-	-	-	-	-	-
C64	Kidney etc.	3	2	3	-	-	-	-	4	1	4	2	6	4	3	2	-	-	34	1.27
C65	Renal Pelvis	-	-	-	-	-	-	-	-	-	-	-	-	-	-	-	-	-	-	-
C66	Ureter	-	-	-	-	-	-	-	-	-	-	-	-	-	-	-	-	-	-	-
C67	Bladder	-	-	-	-	-	1	1	3	6	3	4	6	8	8	8	11	-	59	2.21
C68	Uns.Urinary Organs	-	-	-	-	-	-	-	-	-	-	-	-	-	1	-	-	-	1	0.04
C69	Eye	1	1	-	1	-	-	-	-	-	-	-	-	-	-	-	-	-	3	0.11
C70-C72	Brain, Nervous System	4	5	3	4	5	5	8	3	5	6	7	10	1	6	3	5	-	80	3.00
C73	Thyroid	-	-	-	-	2	3	1	1	1	3	2	3	2	2	1	1	-	22	0.82
C74	Adrenal Gland	-	-	-	1	-	1	-	-	-	-	-	1	-	-	-	-	-	3	0.11
C81	Hodgkins Disease	-	4	2	1	1	-	3	3	3	-	2	-	-	-	1	3	-	23	0.86
C82-85,C96	NHL	2	4	6	7	5	4	9	7	7	6	10	4	7	8	8	8	-	102	3.82
C88	Malig Imn.Prol D	-	-	-	-	-	-	-	-	-	-	-	-	-	-	-	-	-	-	-
C90	Multiple Myeloma	-	-	2	-	1	-	3	-	3	4	5	5	4	2	5	3	-	37	1.39
C91	Lymphoid Leuk.	8	12	8	12	11	6	3	1	4	3	2	1	4	5	1	-	-	81	3.04
C92-C94	Myeloid Leukaemia	3	1	2	5	3	4	6	3	7	7	8	-	6	3	6	4	-	68	2.55
C95	Leukaemia Uns	1	2	4	1	4	1	1	1	-	2	1	1	-	1	1	-	-	21	0.79
O&U	Other and Uns	2	6	3	4	12	9	8	11	30	23	29	31	33	34	17	29	-	281	10.53
All	Sites	34	46	42	48	83	68	102	135	211	242	295	278	334	324	217	209	-	2668	100.0

* O&U includes the Sites (ICD-10: C26, C39, C48, C75, C76, C77, C78, C79, C80, C97)

**TABLE NAG-3 (b): Number of Incident Cancers by Five Year Age Group and Site (ICD-10):
2005-2007 – Females**

%= Relative Proportion of Cancers of All Sites.

Nagpur

ICD-10	Site	0-4	5-9	10-14	15-19	20-24	25-29	30-34	35-39	40-44	45-49	50-54	55-59	60-64	65-69	70-74	75+	Unkn	Total	%
C00	Lip	-	-	-	-	-	1	1	1	-	-	-	-	2	-	1	-	-	6	0.22
C01-C02	Tongue	-	-	-	-	-	-	3	8	5	7	16	2	7	5	3	1	-	57	2.07
C03-C06	Mouth	-	-	-	3	1	3	5	8	12	10	4	8	15	14	13	7	-	103	3.74
C07-C08	Salivary Gland	-	-	-	-	1	-	-	1	-	4	-	-	2	-	-	-	-	8	0.29
C09	Tonsil	-	-	-	1	-	-	-	-	-	-	-	1	-	1	1	-	-	4	0.15
C10	Oth. Oropharynx	-	-	-	-	-	-	-	-	-	-	3	-	-	-	2	-	-	5	0.18
C11	Nasopharynx	-	-	-	-	-	-	-	-	1	-	1	-	-	-	-	-	-	2	0.07
C12-C13	Hypopharynx	-	-	-	-	-	-	3	-	3	-	5	2	-	1	2	2	-	18	0.65
C14	Pharynx Unspecified	-	-	-	-	-	-	-	-	-	1	1	2	-	-	-	2	-	6	0.22
C15	Oesophagus	-	-	-	-	-	2	7	5	11	13	21	12	15	18	6	11	-	121	4.39
C16	Stomach	-	-	-	-	1	4	2	4	3	6	5	6	5	15	2	-	-	53	1.92
C17	Small Intestine	-	-	-	-	-	-	-	-	-	1	-	-	-	-	2	-	-	3	0.11
C18	Colon	-	-	-	2	1	1	1	2	4	4	3	8	7	4	5	3	-	45	1.63
C19-C20	Rectum	-	-	-	1	3	2	6	2	6	5	5	7	4	5	3	1	-	50	1.82
C21	Anus & Anal Canal	-	-	-	-	-	-	-	-	1	-	-	-	-	1	2	-	-	4	0.15
C22	Liver	1	-	-	1	-	-	-	3	2	1	2	2	3	3	4	2	-	24	0.87
C23-C24	Gallbladder etc.	-	-	-	-	-	-	3	4	3	2	3	2	2	2	3	-	-	24	0.87
C25	Pancreas	-	-	-	-	1	-	-	3	1	-	2	2	2	2	3	1	-	17	0.62
C30-C31	Nose, Sinuses etc.	-	-	-	1	-	1	1	1	1	1	5	-	1	1	-	2	-	15	0.54
C32	Larynx	-	-	-	-	1	-	-	1	1	5	1	1	6	1	1	1	-	19	0.69
C33-C34	Lung etc.	-	-	-	-	1	1	-	4	5	5	7	3	7	9	1	4	-	47	1.71
C37-C38	Other Thoracic Organs	-	-	-	-	-	-	-	-	2	-	1	-	1	3	1	1	-	9	0.33
C40-C41	Bone	1	3	-	7	3	5	4	-	1	1	1	1	1	1	2	1	-	32	1.16
C43	Melanoma of Skin	-	-	-	-	-	-	-	-	-	-	-	-	-	-	-	-	-	1	0.04
C44	Other Skin	-	-	1	-	1	1	3	-	2	1	1	1	4	3	1	1	-	20	0.73
C45	Mesothelioma	-	-	-	-	-	-	-	-	-	-	-	-	-	-	-	-	-	-	-
C46	Kaposi Sarcoma	-	-	-	-	-	-	-	-	-	-	-	-	-	-	-	-	-	-	-
C47+C49	Conn. & Soft Tissue	-	1	-	-	4	3	2	2	2	1	-	2	6	1	-	1	-	25	0.91
C50	Breast	-	1	1	2	11	16	58	91	118	111	135	76	103	52	36	15	1	827	30.03
C51	Vulva	-	-	-	-	-	-	-	-	-	-	-	-	1	4	-	-	-	5	0.18
C52	Vagina	-	-	-	-	-	-	-	1	1	-	2	1	2	-	1	1	-	9	0.33
C53	Cervix Uteri	-	-	-	-	1	7	25	48	48	60	70	41	55	45	20	18	-	438	15.90
C54	Corpus Uteri	-	-	-	-	1	-	4	1	7	5	10	10	11	9	3	2	-	63	2.29
C55	Uterus Unspecified	-	-	-	-	-	-	-	-	1	-	-	1	1	1	-	-	-	4	0.15
C56	Ovary etc.	2	-	2	3	6	9	16	14	18	25	20	20	18	15	8	6	-	182	6.61
C57	Other Female Genital	-	-	-	-	-	-	-	-	-	-	-	-	-	-	-	-	-	-	-
C58	Placenta	-	-	-	-	1	-	-	-	-	-	-	-	-	-	-	-	-	1	0.04
C64	Kidney etc.	2	-	-	-	-	1	-	1	1	1	1	-	2	1	2	-	-	12	0.44
C65	Renal Pelvis	-	-	-	-	-	-	-	-	-	-	-	-	-	-	-	-	-	-	-
C66	Ureter	-	-	-	-	-	-	-	-	-	-	-	-	-	-	-	-	-	-	-
C67	Bladder	-	-	-	-	1	1	1	1	1	1	2	-	4	3	1	5	-	21	0.76
C68	Uns. Urinary Organs	-	-	-	-	-	-	-	-	1	-	-	-	-	-	-	-	-	1	0.04
C69	Eye	2	-	-	-	1	-	-	-	-	-	-	-	-	-	-	-	-	3	0.11
C70-C72	Brain, Nervous System	3	3	3	2	3	8	4	1	5	6	2	8	3	2	1	1	-	55	2.00
C73	Thyroid	-	-	1	2	2	2	7	3	2	2	-	2	2	1	1	-	-	27	0.98
C74	Adrenal Gland	-	1	-	-	1	-	-	-	-	-	-	-	-	-	-	-	-	2	0.07
C81	Hodgkins Disease	-	1	-	-	-	-	1	1	-	-	1	1	-	-	-	-	-	5	0.18
C82-85,C96	NHL	-	1	2	2	2	3	2	1	3	9	5	3	5	6	3	1	-	48	1.74
C88	Malig Imn.Prol D	-	-	-	-	-	-	-	-	-	-	1	-	-	-	-	-	-	1	0.04
C90	Multiple Myeloma	-	-	1	-	2	-	-	-	-	2	2	3	6	1	-	-	-	17	0.62
C91	Lymphoid Leuk.	10	9	8	4	3	2	2	1	1	2	2	-	2	3	-	2	-	51	1.85
C92-C94	Myeloid Leukaemia	2	1	1	3	4	3	6	-	3	6	3	-	4	1	2	3	-	42	1.53
C95	Leukaemia Uns	2	2	4	1	-	5	1	-	-	-	1	2	-	-	2	-	-	20	0.73
O&U	Other and Uns	3	1	2	6	5	4	14	14	17	26	25	17	23	20	10	15	-	202	7.33
	All Sites	28	24	26	41	62	85	182	227	293	324	369	248	332	254	148	110	1	2754	100.0

* O&U includes the Sites (ICD-10: C26, C39, C48, C75, C76, C77, C78, C79, C80, C97)

TABLE NAG-4(a):
Average Annual Age Specific, Crude (CR), Age Adjusted (AAR) (with Standard Error (SE)) and
Truncated (35-64 yrs) (TR) Incidence Rate per 100,000 population: 2005-2007 - Males
Nagpur

ICD-10	0-4	5-9	10-14	15-19	20-24	25-29	30-34	35-39	40-44	45-49	50-54	55-59	60-64	65-69	70-74	>75	CR	AAR	SE	TR
C00	-	-	-	-	-	-	0.9	0.4	0.4	0.5	-	-	1.2	1.4	-	-	0.2	0.22	0.08	0.4
C01-C02	-	0.4	-	-	-	0.6	1.3	3.6	7.0	15.4	11.5	21.2	22.2	20.4	21.4	9.8	4.3	5.26	0.43	12.5
C03-C06	-	-	-	-	1.4	1.8	2.8	7.5	12.3	14.3	17.9	21.2	26.9	23.1	26.7	19.6	6.0	6.91	0.49	15.7
C07-C08	-	-	0.3	-	-	0.6	0.6	0.4	0.8	-	0.6	-	1.2	4.1	5.3	-	0.4	0.49	0.13	0.5
C09	-	-	-	-	0.3	-	-	0.4	1.2	0.5	5.1	5.8	5.8	6.8	8.9	7.8	1.1	1.41	0.23	2.7
C10	-	-	0.3	-	-	-	0.3	-	0.8	0.5	3.2	2.9	8.2	2.7	5.3	2.0	0.7	0.95	0.19	2.2
C11	-	-	-	-	0.3	0.3	0.3	-	-	1.1	0.6	1.0	-	2.7	1.8	-	0.3	0.32	0.10	0.4
C12-C13	0.3	0.4	-	0.3	0.3	0.3	0.6	1.1	2.0	4.2	7.0	9.6	26.9	13.6	7.1	19.6	2.5	3.38	0.36	7.3
C14	-	-	-	-	-	-	-	-	0.8	-	-	-	2.3	2.7	-	2.0	0.2	0.26	0.10	0.5
C15	-	-	-	-	-	-	0.9	1.8	4.5	4.8	19.2	20.2	32.7	35.3	33.8	41.1	4.8	6.36	0.49	12.1
C16	-	-	-	0.3	0.6	0.6	-	1.1	1.2	4.2	5.1	12.5	18.7	14.9	12.5	9.8	2.2	2.91	0.33	6.1
C17	-	-	-	-	-	-	0.3	-	-	-	-	-	1.2	-	-	-	0.1	0.07	0.05	0.2
C18	-	-	-	-	1.1	0.6	1.6	1.4	0.4	4.2	6.4	6.7	14.0	16.3	12.5	13.7	2.2	2.76	0.32	4.9
C19-C20	-	-	-	0.3	0.6	1.5	0.9	2.1	2.5	4.8	7.0	5.8	9.4	9.5	12.5	7.8	2.1	2.46	0.29	4.9
C21	-	-	-	0.3	-	-	0.3	-	-	0.5	0.6	1.0	1.2	1.4	1.8	2.0	0.3	0.31	0.11	0.5
C22	-	-	-	-	0.3	0.3	0.3	1.4	2.0	3.2	2.6	9.6	9.4	14.9	3.6	13.7	1.7	2.14	0.28	4.1
C23-C24	-	-	-	-	-	0.3	-	-	0.4	2.1	0.6	3.8	1.2	6.8	5.3	3.9	0.6	0.80	0.17	1.2
C25	-	0.4	-	-	-	-	-	0.7	1.2	2.1	3.8	2.9	3.5	8.1	7.1	2.0	0.9	1.15	0.20	2.2
C30-C31	0.3	-	0.5	-	0.3	0.3	0.3	-	-	1.6	2.6	1.9	5.8	6.8	10.7	3.9	0.9	1.18	0.21	1.7
C32	-	-	-	-	0.6	-	1.3	1.4	2.9	11.7	15.3	31.7	39.8	42.1	23.2	31.3	5.3	7.06	0.52	14.8
C33-C34	-	-	-	-	-	0.3	0.9	2.5	5.3	9.0	17.9	24.1	36.2	52.9	32.1	15.7	5.3	6.94	0.51	13.9
C37-C38	-	-	-	-	0.3	-	0.3	-	1.2	0.5	0.6	-	-	-	3.6	-	0.3	0.25	0.09	0.4
C40-C41	1.7	1.1	0.3	0.8	0.8	0.6	0.3	0.4	2.0	1.1	1.9	1.9	2.3	1.4	3.6	-	1.0	1.13	0.19	1.5
C43	-	-	-	-	-	-	0.3	-	-	-	-	-	-	1.4	-	-	0.1	0.06	0.04	-
C44	-	-	0.3	-	0.3	-	0.6	1.1	0.8	1.6	4.5	2.9	2.3	4.1	7.1	-	0.9	0.99	0.18	2.1
C45	-	-	-	-	-	-	-	-	-	-	-	-	-	-	-	-	-	-	-	-
C46	-	-	-	-	-	-	-	-	-	-	-	-	-	-	-	-	-	-	-	-
C47+C49	0.7	1.1	0.8	0.6	1.1	-	0.3	1.8	2.5	0.5	1.9	1.0	5.8	2.7	5.3	3.9	1.2	1.34	0.21	2.1
C50	-	-	-	0.3	0.3	0.6	0.6	0.7	3.3	3.7	3.2	5.8	4.7	6.8	7.1	7.8	1.4	1.68	0.24	3.4
C60	-	-	-	-	0.6	-	0.6	1.1	1.2	3.2	1.3	1.9	12.9	8.1	3.6	5.9	1.2	1.50	0.24	3.2
C61	-	-	-	-	-	-	-	0.4	0.4	0.5	1.3	6.7	11.7	27.1	30.3	58.7	2.5	3.47	0.37	2.8
C62	0.3	-	-	0.6	2.0	1.5	1.6	3.9	1.6	-	0.6	-	2.3	2.7	-	2.0	1.1	1.04	0.17	1.5
C63	-	-	-	-	-	-	-	-	-	-	-	-	-	-	-	-	-	-	-	-
C64	1.0	0.7	0.8	-	-	-	-	1.4	0.4	2.1	1.3	5.8	4.7	4.1	3.6	-	1.0	1.18	0.21	2.3
C65	-	-	-	-	-	-	-	-	-	-	-	-	-	-	-	-	-	-	-	-
C66	-	-	-	-	-	-	-	-	-	-	-	-	-	-	-	-	-	-	-	-
C67	-	-	-	-	-	0.3	0.3	1.1	2.5	1.6	2.6	5.8	9.4	10.9	14.3	21.5	1.6	2.12	0.28	3.4
C68	-	-	-	-	-	-	-	-	-	-	-	-	-	1.4	-	-	-	0.04	0.04	-
C69	0.3	0.4	-	0.3	-	-	-	-	-	-	-	-	-	-	-	-	0.1	0.10	0.06	-
C70-C72	1.4	1.8	0.8	1.1	1.4	1.5	2.5	1.1	2.0	3.2	4.5	9.6	1.2	8.1	5.3	9.8	2.2	2.47	0.29	3.3
C73	-	-	-	-	0.6	0.9	0.3	0.4	0.4	1.6	1.3	2.9	2.3	2.7	1.8	2.0	0.6	0.71	0.16	1.3
C74	-	-	-	0.3	-	0.3	-	-	-	-	-	1.0	-	-	-	-	0.1	0.09	0.05	0.1
C81	-	1.4	0.5	0.3	0.3	-	0.9	1.1	1.2	-	1.3	-	-	-	1.8	5.9	0.6	0.65	0.14	0.7
C82-85,C96	0.7	1.4	1.5	1.9	1.4	1.2	2.8	2.5	2.9	3.2	6.4	3.8	8.2	10.9	14.3	15.7	2.9	3.15	0.32	4.2
C88	-	-	-	-	-	-	-	-	-	-	-	-	-	-	-	-	-	-	-	-
C90	-	-	0.5	-	0.3	-	0.9	-	1.2	2.1	3.2	4.8	4.7	2.7	8.9	5.9	1.0	1.24	0.21	2.4
C91	2.7	4.2	2.0	3.3	3.1	1.8	0.9	0.4	1.6	1.6	1.3	1.0	4.7	6.8	1.8	-	2.3	2.42	0.28	1.6
C92-C94	1.0	0.4	0.5	1.4	0.8	1.2	1.9	1.1	2.9	3.7	5.1	-	7.0	4.1	10.7	7.8	1.9	2.09	0.26	3.2
C95	0.3	0.7	1.0	0.3	1.1	0.3	0.3	0.4	-	1.1	0.6	1.0	-	1.4	1.8	-	0.6	0.59	0.13	0.5
O&U	0.7	2.1	0.8	1.1	3.4	2.7	2.5	3.9	12.3	12.2	18.5	29.8	38.6	46.1	30.3	56.8	7.9	9.59	0.59	17.3
All	11.6	16.2	10.7	13.2	23.4	20.3	32.1	48.3	86.4	128.3	188.7	267.5	390.5	439.8	386.6	409.1	74.6	91.2	1.81	166.2

TABLE NAG-4(b):
Average Annual Age Specific, Crude (CR), Age Adjusted (AAR) (with Standard Error (SE)) and
Truncated (35-64 yrs) (TR) Incidence Rate per 100,000 population: 2005-2007 - Females
Nagpur

ICD-10	0-4	5-9	10-14	15-19	20-24	25-29	30-34	35-39	40-44	45-49	50-54	55-59	60-64	65-69	70-74	>75	CR	AAR	SE	TR
C00	-	-	-	-	-	0.3	0.3	0.4	-	-	-	-	2.0	-	1.7	-	0.2	0.18	0.08	0.3
C01-C02	-	-	-	-	-	-	1.0	2.9	2.4	4.1	12.9	2.1	7.0	5.3	5.0	1.8	1.7	1.92	0.26	5.1
C03-C06	-	-	-	0.9	0.3	0.9	1.7	2.9	5.7	5.8	3.2	8.3	14.9	14.9	21.7	12.9	3.0	3.37	0.34	6.3
C07-C08	-	-	-	-	0.3	-	-	0.4	-	2.3	-	-	2.0	-	-	-	0.2	0.26	0.10	0.8
C09	-	-	-	0.3	-	-	-	-	-	-	-	1.0	-	1.1	1.7	-	0.1	0.13	0.07	0.1
C10	-	-	-	-	-	-	-	-	-	-	2.4	-	-	-	3.3	-	0.1	0.19	0.08	0.4
C11	-	-	-	-	-	-	-	-	0.5	-	0.8	-	-	-	-	-	0.1	0.07	0.05	0.2
C12-C13	-	-	-	-	-	-	1.0	-	1.4	-	4.0	2.1	-	1.1	3.3	3.7	0.5	0.60	0.15	1.2
C14	-	-	-	-	-	-	-	-	-	0.6	0.8	2.1	-	-	-	3.7	0.2	0.23	0.09	0.5
C15	-	-	-	-	-	0.6	2.3	1.8	5.2	7.5	16.9	12.5	14.9	19.2	10.0	20.3	3.6	4.19	0.39	9.1
C16	-	-	-	-	0.3	1.2	0.7	1.5	1.4	3.5	4.0	6.2	5.0	16.0	3.3	-	1.6	1.74	0.24	3.3
C17	-	-	-	-	-	-	-	-	-	0.6	-	-	-	-	3.3	-	0.1	0.10	0.06	0.1
C18	-	-	-	0.6	0.3	0.3	0.3	0.7	1.9	2.3	2.4	8.3	7.0	4.3	8.4	5.5	1.3	1.56	0.24	3.3
C19-C20	-	-	-	0.3	0.9	0.6	2.0	0.7	2.8	2.9	4.0	7.3	4.0	5.3	5.0	1.8	1.5	1.60	0.23	3.4
C21	-	-	-	-	-	-	-	-	0.5	-	-	-	-	1.1	3.3	-	0.1	0.13	0.06	0.1
C22	0.4	-	-	0.3	-	-	-	1.1	0.9	0.6	1.6	2.1	3.0	3.2	6.7	3.7	0.7	0.82	0.17	1.4
C23-C24	-	-	-	-	-	-	1.0	1.5	1.4	1.2	2.4	2.1	2.0	2.1	5.0	-	0.7	0.75	0.16	1.7
C25	-	-	-	-	0.3	-	-	1.1	0.5	-	1.6	2.1	2.0	2.1	5.0	1.8	0.5	0.56	0.14	1.1
C30-C31	-	-	-	0.3	-	0.3	0.3	0.4	0.5	0.6	4.0	-	1.0	1.1	-	3.7	0.4	0.50	0.13	1.1
C32	-	-	-	-	0.3	-	-	0.4	0.5	2.9	0.8	1.0	6.0	1.1	1.7	1.8	0.6	0.67	0.16	1.8
C33-C34	-	-	-	-	0.3	0.3	-	1.5	2.4	2.9	5.6	3.1	7.0	9.6	1.7	7.4	1.4	1.61	0.24	3.5
C37-C38	-	-	-	-	-	-	-	-	0.9	-	0.8	-	1.0	3.2	1.7	1.8	0.3	0.30	0.10	0.4
C40-C41	0.4	1.1	-	2.1	0.9	1.5	1.3	-	0.5	0.6	0.8	1.0	1.0	1.1	3.3	1.8	0.9	0.94	0.17	0.6
C43	-	-	-	-	-	-	-	-	-	-	-	1.0	-	-	-	-	-	0.04	0.04	0.1
C44	-	-	0.3	-	0.3	0.3	1.0	-	0.9	0.6	0.8	1.0	4.0	3.2	1.7	1.8	0.6	0.63	0.14	1.1
C45	-	-	-	-	-	-	-	-	-	-	-	-	-	-	-	-	-	-	-	-
C46	-	-	-	-	-	-	-	-	-	-	-	-	-	-	-	-	-	-	-	-
C47+C49	-	0.4	-	-	1.2	0.9	0.7	0.7	0.9	0.6	-	2.1	6.0	1.1	-	1.8	0.7	0.77	0.16	1.5
C50	-	0.4	0.3	0.6	3.2	4.7	19.4	33.2	55.9	64.5	108.8	79.0	102.4	55.5	60.2	27.7	24.4	27.24	0.97	70.7
C51	-	-	-	-	-	-	-	-	-	-	-	-	1.0	4.3	-	-	0.1	0.17	0.08	0.1
C52	-	-	-	-	-	-	-	0.4	0.5	-	1.6	1.0	2.0	-	1.7	1.8	0.3	0.32	0.11	0.8
C53	-	-	-	-	0.3	2.1	8.4	17.5	22.7	34.8	56.4	42.6	54.7	48.0	33.4	33.2	12.9	14.68	0.72	36.2
C54	-	-	-	-	0.3	-	1.3	0.4	3.3	2.9	8.1	10.4	10.9	9.6	5.0	3.7	1.9	2.22	0.28	5.3
C55	-	-	-	-	-	-	-	-	0.5	-	-	1.0	1.0	1.1	-	-	0.1	0.14	0.07	0.4
C56	0.7	-	0.6	0.9	1.8	2.6	5.4	5.1	8.5	14.5	16.1	20.8	17.9	16.0	13.4	11.1	5.4	5.91	0.45	13.0
C57	-	-	-	-	-	-	-	-	-	-	-	-	-	-	-	-	-	-	-	-
C58	-	-	-	-	0.3	-	-	-	-	-	-	-	-	-	-	-	-	0.02	0.02	-
C64	0.7	-	-	-	-	0.3	-	0.4	0.5	0.6	0.8	-	2.0	1.1	3.3	-	0.4	0.42	0.12	0.7
C65	-	-	-	-	-	-	-	-	-	-	-	-	-	-	-	-	-	-	-	-
C66	-	-	-	-	-	-	-	-	-	-	-	-	-	-	-	-	-	-	-	-
C67	-	-	-	-	0.3	0.3	0.3	0.4	0.5	0.6	1.6	-	4.0	3.2	1.7	9.2	0.6	0.71	0.16	1.0
C68	-	-	-	-	-	-	-	-	0.5	-	-	-	-	-	-	-	-	0.03	0.03	0.1
C69	0.7	-	-	-	0.3	-	-	-	-	-	-	-	-	-	-	-	0.1	0.11	0.07	-
C70-C72	1.1	1.1	0.8	0.6	0.9	2.4	1.3	0.4	2.4	3.5	1.6	8.3	3.0	2.1	1.7	1.8	1.6	1.76	0.24	2.9
C73	-	-	0.3	0.6	0.6	0.6	2.3	1.1	0.9	1.2	-	2.1	2.0	1.1	1.7	-	0.8	0.73	0.15	1.1
C74	-	0.4	-	-	0.3	-	-	-	-	-	-	-	-	-	-	-	0.1	0.06	0.04	-
C81	-	0.4	-	-	-	-	0.3	0.4	-	-	0.8	1.0	-	-	-	-	0.1	0.16	0.08	0.3
C82-85,C96	-	0.4	0.6	0.6	0.6	0.9	0.7	0.4	1.4	5.2	4.0	3.1	5.0	6.4	5.0	1.8	1.4	1.58	0.23	3.1
C88	-	-	-	-	-	-	-	-	-	-	0.8	-	-	-	-	-	-	0.04	0.04	0.1
C90	-	-	0.3	-	0.6	-	-	-	-	1.2	1.6	3.1	6.0	1.1	-	-	0.5	0.62	0.15	1.7
C91	3.7	3.4	2.2	1.2	0.9	0.6	0.7	0.4	0.5	1.2	1.6	-	2.0	3.2	-	3.7	1.5	1.70	0.24	0.9
C92-C94	0.7	0.4	0.3	0.9	1.2	0.9	2.0	-	1.4	3.5	2.4	-	4.0	1.1	3.3	5.5	1.2	1.30	0.21	1.9
C95	0.7	0.8	1.1	0.3	-	1.5	0.3	-	-	-	0.8	2.1	-	-	3.3	-	0.6	0.62	0.14	0.4
O&U	1.1	0.4	0.6	1.8	1.5	1.2	4.7	5.1	8.1	15.1	20.1	17.7	22.9	21.3	16.7	27.7	6.0	6.73	0.48	13.9
All	10.3	9.0	7.2	12.6	18.2	25.0	60.9	82.7	138.8	188.2	297.3	257.8	330.0	271.1	247.5	203.0	81.3	91.2	1.78	203.1

TABLE: KLM-5(a): Number (#) and Proportion (%) of Cancers by Site (ICD-10) and Method of Diagnosis: 2005-2007 - Males
Nagpur

ICD-10	Site	Clinical		Microscopic		X-Ray / Imaging		DCO		Others		Unknown		Total	
		#	%	#	%	#	%	#	%	#	%	#	%	#	%
C00	Lip	1	12.5	7	87.5	-	-	-	-	-	-	-	-	8	100.0
C01-C02	Tongue	11	7.1	143	92.9	-	-	-	-	-	-	-	-	154	100.0
C03-C06	Mouth	10	4.7	203	95.3	-	-	-	-	-	-	-	-	213	100.0
C07-C08	Salivary Gland	3	18.8	13	81.3	-	-	-	-	-	-	-	-	16	100.0
C09	Tonsil	4	10.3	35	89.7	-	-	-	-	-	-	-	-	39	100.0
C10	Oth. Oropharynx	-	-	26	100.0	-	-	-	-	-	-	-	-	26	100.0
C11	Nasopharynx	1	10.0	9	90.0	-	-	-	-	-	-	-	-	10	100.0
C12-C13	Hypopharynx	6	6.6	85	93.4	-	-	-	-	-	-	-	-	91	100.0
C14	Pharynx Unspecified	-	-	7	100.0	-	-	-	-	-	-	-	-	7	100.0
C15	Oesophagus	12	6.9	160	92.5	1	0.6	-	-	-	-	-	-	173	100.0
C16	Stomach	5	6.3	73	92.4	1	1.3	-	-	-	-	-	-	79	100.0
C17	Small Intestine	1	50.0	1	50.0	-	-	-	-	-	-	-	-	2	100.0
C18	Colon	6	7.6	73	92.4	-	-	-	-	-	-	-	-	79	100.0
C19-C20	Rectum	5	6.7	69	92.0	-	-	1	1.3	-	-	-	-	75	100.0
C21	Anus & Anal Canal	1	11.1	8	88.9	-	-	-	-	-	-	-	-	9	100.0
C22	Liver	-	-	60	100.0	-	-	-	-	-	-	-	-	60	100.0
C23-C24	Gallbladder etc.	1	4.5	21	95.5	-	-	-	-	-	-	-	-	22	100.0
C25	Pancreas	5	15.2	28	84.8	-	-	-	-	-	-	-	-	33	100.0
C30-C31	Nose, Sinuses etc.	2	6.1	31	93.9	-	-	-	-	-	-	-	-	33	100.0
C32	Larynx	21	11.1	168	88.4	1	0.5	-	-	-	-	-	-	190	100.0
C33-C34	Lung etc.	12	6.3	178	93.7	-	-	-	-	-	-	-	-	190	100.0
C37-C38	Other Thoracic Organs	3	33.3	6	66.7	-	-	-	-	-	-	-	-	9	100.0
C40-C41	Bone	1	2.8	35	97.2	-	-	-	-	-	-	-	-	36	100.0
C43	Melanoma of Skin	-	-	2	100.0	-	-	-	-	-	-	-	-	2	100.0
C44	Other Skin	-	-	31	100.0	-	-	-	-	-	-	-	-	31	100.0
C45	Mesothelioma	-	-	-	-	-	-	-	-	-	-	-	-	-	-
C46	Kaposi Sarcoma	-	-	-	-	-	-	-	-	-	-	-	-	-	-
C47+C49	Conn. & Soft Tissue	-	-	43	100.0	-	-	-	-	-	-	-	-	43	100.0
C50	Breast	2	3.9	49	96.1	-	-	-	-	-	-	-	-	51	100.0
C60	Penis	1	2.4	41	97.6	-	-	-	-	-	-	-	-	42	100.0
C61	Prostate	7	7.9	82	92.1	-	-	-	-	-	-	-	-	89	100.0
C62	Testis	1	2.4	40	97.6	-	-	-	-	-	-	-	-	41	100.0
C63	Other Male Genital	-	-	-	-	-	-	-	-	-	-	-	-	-	-
C64	Kidney etc.	1	2.9	33	97.1	-	-	-	-	-	-	-	-	34	100.0
C65	Renal Pelvis	-	-	-	-	-	-	-	-	-	-	-	-	-	-
C66	Ureter	-	-	-	-	-	-	-	-	-	-	-	-	-	-
C67	Bladder	6	10.2	53	89.8	-	-	-	-	-	-	-	-	59	100.0
C68	Uns.Urinary Organs	-	-	1	100.0	-	-	-	-	-	-	-	-	1	100.0
C69	Eye	-	-	3	100.0	-	-	-	-	-	-	-	-	3	100.0
C70-C72	Brain, Nervous System	6	7.5	74	92.5	-	-	-	-	-	-	-	-	80	100.0
C73	Thyroid	3	13.6	18	81.8	-	-	1	4.5	-	-	-	-	22	100.0
C74	Adrenal Gland	-	-	3	100.0	-	-	-	-	-	-	-	-	3	100.0
C81	Hodgkins Disease	-	-	23	100.0	-	-	-	-	-	-	-	-	23	100.0
C82-85,C96	NHL	-	-	102	100.0	-	-	-	-	-	-	-	-	102	100.0
C88	Malig Imn.Prol D	-	-	-	-	-	-	-	-	-	-	-	-	-	-
C90	Multiple Myeloma	1	2.7	36	97.3	-	-	-	-	-	-	-	-	37	100.0
C91	Lymphoid Leuk.	-	-	81	100.0	-	-	-	-	-	-	-	-	81	100.0
C92-C94	Myeloid Leukaemia	-	-	68	100.0	-	-	-	-	-	-	-	-	68	100.0
C95	Leukaemia Uns	-	-	21	100.0	-	-	-	-	-	-	-	-	21	100.0
O&U	Other and Uns	65	23.1	137	48.8	-	-	79	28.1	-	-	-	-	281	100.0
	All Sites	204	7.6	2380	89.2	3	0.1	81	3.0	-	-	-	-	2668	100.0

TABLE: KLM-5(b): Number (#) and Proportion (%) of Cancers by Site (ICD-10) and Method of Diagnosis : 2005-2007 - Females

Nagpur

ICD-10	Site	Clinical		Microscopic		X-Ray / Imaging		DCO		Others		Unknown		Total	
		#	%	#	%	#	%	#	%	#	%	#	%	#	%
C00	Lip	3	50.0	3	50.0	-	-	-	-	-	-	-	-	6	100.0
C01-C02	Tongue	6	10.5	51	89.5	-	-	-	-	-	-	-	-	57	100.0
C03-C06	Mouth	10	9.7	93	90.3	-	-	-	-	-	-	-	-	103	100.0
C07-C08	Salivary Gland	-	-	8	100.0	-	-	-	-	-	-	-	-	8	100.0
C09	Tonsil	-	-	4	100.0	-	-	-	-	-	-	-	-	4	100.0
C10	Oth. Oropharynx	-	-	5	100.0	-	-	-	-	-	-	-	-	5	100.0
C11	Nasopharynx	1	50.0	1	50.0	-	-	-	-	-	-	-	-	2	100.0
C12-C13	Hypopharynx	2	11.1	16	88.9	-	-	-	-	-	-	-	-	18	100.0
C14	Pharynx Unspecified	1	16.7	5	83.3	-	-	-	-	-	-	-	-	6	100.0
C15	Oesophagus	12	9.9	107	88.4	1	0.8	-	-	1	0.8	-	-	121	100.0
C16	Stomach	2	3.8	51	96.2	-	-	-	-	-	-	-	-	53	100.0
C17	Small Intestine	2	66.7	1	33.3	-	-	-	-	-	-	-	-	3	100.0
C18	Colon	4	8.9	41	91.1	-	-	-	-	-	-	-	-	45	100.0
C19-C20	Rectum	6	12.0	44	88.0	-	-	-	-	-	-	-	-	50	100.0
C21	Anus & Anal Canal	-	-	4	100.0	-	-	-	-	-	-	-	-	4	100.0
C22	Liver	-	-	24	100.0	-	-	-	-	-	-	-	-	24	100.0
C23-C24	Gallbladder etc.	2	8.3	22	91.7	-	-	-	-	-	-	-	-	24	100.0
C25	Pancreas	1	5.9	16	94.1	-	-	-	-	-	-	-	-	17	100.0
C30-C31	Nose, Sinuses etc.	1	6.7	14	93.3	-	-	-	-	-	-	-	-	15	100.0
C32	Larynx	-	-	19	100.0	-	-	-	-	-	-	-	-	19	100.0
C33-C34	Lung etc.	5	10.6	42	89.4	-	-	-	-	-	-	-	-	47	100.0
C37-C38	Other Thoracic Organs	-	-	9	100.0	-	-	-	-	-	-	-	-	9	100.0
C40-C41	Bone	-	-	31	96.9	1	3.1	-	-	-	-	-	-	32	100.0
C43	Melanoma of Skin	-	-	1	100.0	-	-	-	-	-	-	-	-	1	100.0
C44	Other Skin	-	-	20	100.0	-	-	-	-	-	-	-	-	20	100.0
C45	Mesothelioma	-	-	-	-	-	-	-	-	-	-	-	-	-	-
C46	Kaposi Sarcoma	-	-	-	-	-	-	-	-	-	-	-	-	-	-
C47 + C49	Conn. & Soft Tissue	-	-	25	100.0	-	-	-	-	-	-	-	-	25	100.0
C50	Breast	40	4.8	787	95.2	-	-	-	-	-	-	-	-	827	100.0
C51	Vulva	-	-	5	100.0	-	-	-	-	-	-	-	-	5	100.0
C52	Vagina	1	11.1	8	88.9	-	-	-	-	-	-	-	-	9	100.0
C53	Cervix Uteri	16	3.7	422	96.3	-	-	-	-	-	-	-	-	438	100.0
C54	Corpus Uteri	2	3.2	61	96.8	-	-	-	-	-	-	-	-	63	100.0
C55	Uterus Unspecified	-	-	4	100.0	-	-	-	-	-	-	-	-	4	100.0
C56	Ovary etc.	29	15.9	153	84.1	-	-	-	-	-	-	-	-	182	100.0
C57	Other Female Genital	-	-	-	-	-	-	-	-	-	-	-	-	-	-
C58	Placenta	-	-	1	100.0	-	-	-	-	-	-	-	-	1	100.0
C64	Kidney etc.	-	-	12	100.0	-	-	-	-	-	-	-	-	12	100.0
C65	Renal Pelvis	-	-	-	-	-	-	-	-	-	-	-	-	-	-
C66	Ureter	-	-	-	-	-	-	-	-	-	-	-	-	-	-
C67	Bladder	3	14.3	18	85.7	-	-	-	-	-	-	-	-	21	100.0
C68	Uns.Urinary Organs	-	-	1	100.0	-	-	-	-	-	-	-	-	1	100.0
C69	Eye	1	33.3	2	66.7	-	-	-	-	-	-	-	-	3	100.0
C70-C72	Brain, Nervous System	2	3.6	53	96.4	-	-	-	-	-	-	-	-	55	100.0
C73	Thyroid	3	11.1	24	88.9	-	-	-	-	-	-	-	-	27	100.0
C74	Adrenal Gland	-	-	2	100.0	-	-	-	-	-	-	-	-	2	100.0
C81	Hodgkins Disease	-	-	5	100.0	-	-	-	-	-	-	-	-	5	100.0
C82-85,C96	NHL	-	-	48	100.0	-	-	-	-	-	-	-	-	48	100.0
C88	Malig Imn.Prol D	-	-	1	100.0	-	-	-	-	-	-	-	-	1	100.0
C90	Multiple Myeloma	-	-	17	100.0	-	-	-	-	-	-	-	-	17	100.0
C91	Lymphoid Leuk.	-	-	51	100.0	-	-	-	-	-	-	-	-	51	100.0
C92-C94	Myeloid Leukaemia	-	-	42	100.0	-	-	-	-	-	-	-	-	42	100.0
C95	Leukaemia Uns	-	-	20	100.0	-	-	-	-	-	-	-	-	20	100.0
O&U	Other and Uns	44	21.8	89	44.1	-	-	69	34.2	-	-	-	-	202	100.0
	All Sites	199	7.2	2483	90.2	2	0.1	69	2.5	1	-	-	-	2754	100.0

TABLE: KLM-6(a): Number (#) and Proportion (%) of Cancers by Site (ICD-10) and Detailed Microscopic Diagnosis: 2005-2007 - Males Nagpur

ICD-10	Site	Pri. Hist		Sec. Hist		Cytology		Blood Film		Bone Marrow		Others		Total	
		#	%	#	%	#	%	#	%	#	%	#	%	#	%
C00	Lip	7	87.5	-	-	-	-	-	-	-	-	1	12.5	8	100.0
C01-C02	Tongue	141	91.6	1	0.6	1	0.6	-	-	-	-	11	7.1	154	100.0
C03-C06	Mouth	198	93.0	1	0.5	4	1.9	-	-	-	-	10	4.7	213	100.0
C07-C08	Salivary Gland	13	81.3	-	-	-	-	-	-	-	-	3	18.8	16	100.0
C09	Tonsil	34	87.2	-	-	1	2.6	-	-	-	-	4	10.3	39	100.0
C10	Oth. Oropharynx	26	100.0	-	-	-	-	-	-	-	-	-	-	26	100.0
C11	Nasopharynx	9	90.0	-	-	-	-	-	-	-	-	1	10.0	10	100.0
C12-C13	Hypopharynx	84	92.3	-	-	1	1.1	-	-	-	-	6	6.6	91	100.0
C14	Pharynx Unspecified	7	100.0	-	-	-	-	-	-	-	-	-	-	7	100.0
C15	Oesophagus	159	91.9	1	0.6	-	-	-	-	-	-	13	7.5	173	100.0
C16	Stomach	73	92.4	-	-	-	-	-	-	-	-	6	7.6	79	100.0
C17	Small Intestine	1	50.0	-	-	-	-	-	-	-	-	1	50.0	2	100.0
C18	Colon	72	91.1	-	-	1	1.3	-	-	-	-	6	7.6	79	100.0
C19-C20	Rectum	69	92.0	-	-	-	-	-	-	-	-	6	8.0	75	100.0
C21	Anus & Anal Canal	8	88.9	-	-	-	-	-	-	-	-	1	11.1	9	100.0
C22	Liver	59	98.3	-	-	1	1.7	-	-	-	-	-	-	60	100.0
C23-C24	Gallbladder etc.	21	95.5	-	-	-	-	-	-	-	-	1	4.5	22	100.0
C25	Pancreas	28	84.8	-	-	-	-	-	-	-	-	5	15.2	33	100.0
C30-C31	Nose, Sinuses etc.	29	87.9	-	-	2	6.1	-	-	-	-	2	6.1	33	100.0
C32	Larynx	160	84.2	3	1.6	5	2.6	-	-	-	-	22	11.6	190	100.0
C33-C34	Lung etc.	170	89.5	2	1.1	6	3.2	-	-	-	-	12	6.3	190	100.0
C37-C38	Other Thoracic Organs	4	44.4	-	-	2	22.2	-	-	-	-	3	33.3	9	100.0
C40-C41	Bone	35	97.2	-	-	-	-	-	-	-	-	1	2.8	36	100.0
C43	Melanoma of Skin	1	50.0	-	-	-	-	-	-	1	50.0	-	-	2	100.0
C44	Other Skin	30	96.8	-	-	1	3.2	-	-	-	-	-	-	31	100.0
C45	Mesothelioma	-	-	-	-	-	-	-	-	-	-	-	-	-	-
C46	Kaposi Sarcoma	-	-	-	-	-	-	-	-	-	-	-	-	-	-
C47 + C49	Conn. & Soft Tissue	43	100.0	-	-	-	-	-	-	-	-	-	-	43	100.0
C50	Breast	47	92.2	1	2.0	1	2.0	-	-	-	-	2	3.9	51	100.0
C60	Penis	41	97.6	-	-	-	-	-	-	-	-	1	2.4	42	100.0
C61	Prostate	81	91.0	-	-	1	1.1	-	-	-	-	7	7.9	89	100.0
C62	Testis	39	95.1	-	-	1	2.4	-	-	-	-	1	2.4	41	100.0
C63	Other Male Genital	-	-	-	-	-	-	-	-	-	-	-	-	-	-
C64	Kidney etc.	33	97.1	-	-	-	-	-	-	-	-	1	2.9	34	100.0
C65	Renal Pelvis	-	-	-	-	-	-	-	-	-	-	-	-	-	-
C66	Ureter	-	-	-	-	-	-	-	-	-	-	-	-	-	-
C67	Bladder	53	89.8	-	-	-	-	-	-	-	-	6	10.2	59	100.0
C68	Uns. Urinary Organs	1	100.0	-	-	-	-	-	-	-	-	-	-	1	100.0
C69	Eye	3	100.0	-	-	-	-	-	-	-	-	-	-	3	100.0
C70-C72	Brain, Nervous System	74	92.5	-	-	-	-	-	-	-	-	6	7.5	80	100.0
C73	Thyroid	18	81.8	-	-	-	-	-	-	-	-	4	18.2	22	100.0
C74	Adrenal Gland	3	100.0	-	-	-	-	-	-	-	-	-	-	3	100.0
C81	Hodgkins Disease	22	95.7	-	-	-	-	-	-	1	4.3	-	-	23	100.0
C82-85,C96	NHL	98	96.1	-	-	-	-	-	-	4	3.9	-	-	102	100.0
C88	Malig Imn.Prol D	-	-	-	-	-	-	-	-	-	-	-	-	-	-
C90	Multiple Myeloma	12	32.4	-	-	-	-	-	-	24	64.9	1	2.7	37	100.0
C91	Lymphoid Leuk.	-	-	-	-	-	-	-	-	81	100.0	-	-	81	100.0
C92-C94	Myeloid Leukaemia	-	-	-	-	-	-	-	-	68	100.0	-	-	68	100.0
C95	Leukaemia Uns	-	-	-	-	-	-	-	-	21	100.0	-	-	21	100.0
O&U	Other and Uns	65	23.1	71	25.3	1	0.4	-	-	-	-	144	51.2	281	100.0
	All Sites	2071	77.6	80	3.0	29	1.1	-	-	200	7.5	288	10.8	2668	100.0

TABLE: KLM-6(b): Number (#) and Proportion (%) of Cancers by Site (ICD-10) and Detailed Microscopic Diagnosis: 2005-2007 - Females - Nagpur

ICD-10	Site	Pri. Hist		Sec. Hist		Cytology		Blood Film		Bone Marrow		Others		Total	
		#	%	#	%	#	%	#	%	#	%	#	%	#	%
C00	Lip	3	50.0	-	-	-	-	-	-	-	-	3	50.0	6	100.0
C01-C02	Tongue	50	87.7	-	-	1	1.8	-	-	-	-	6	10.5	57	100.0
C03-C06	Mouth	93	90.3	-	-	-	-	-	-	-	-	10	9.7	103	100.0
C07-C08	Salivary Gland	8	100.0	-	-	-	-	-	-	-	-	-	-	8	100.0
C09	Tonsil	4	100.0	-	-	-	-	-	-	-	-	-	-	4	100.0
C10	Oth. Oropharynx	5	100.0	-	-	-	-	-	-	-	-	-	-	5	100.0
C11	Nasopharynx	1	50.0	-	-	-	-	-	-	-	-	1	50.0	2	100.0
C12-C13	Hypopharynx	16	88.9	-	-	-	-	-	-	-	-	2	11.1	18	100.0
C14	Pharynx Unspecified	5	83.3	-	-	-	-	-	-	-	-	1	16.7	6	100.0
C15	Oesophagus	107	88.4	-	-	-	-	-	-	-	-	14	11.6	121	100.0
C16	Stomach	51	96.2	-	-	-	-	-	-	-	-	2	3.8	53	100.0
C17	Small Intestine	-	-	-	-	1	33.3	-	-	-	-	2	66.7	3	100.0
C18	Colon	41	91.1	-	-	-	-	-	-	-	-	4	8.9	45	100.0
C19-C20	Rectum	44	88.0	-	-	-	-	-	-	-	-	6	12.0	50	100.0
C21	Anus & Anal Canal	4	100.0	-	-	-	-	-	-	-	-	-	-	4	100.0
C22	Liver	24	100.0	-	-	-	-	-	-	-	-	-	-	24	100.0
C23-C24	Gallbladder etc.	21	87.5	-	-	1	4.2	-	-	-	-	2	8.3	24	100.0
C25	Pancreas	15	88.2	-	-	1	5.9	-	-	-	-	1	5.9	17	100.0
C30-C31	Nose, Sinuses etc.	14	93.3	-	-	-	-	-	-	-	-	1	6.7	15	100.0
C32	Larynx	19	100.0	-	-	-	-	-	-	-	-	-	-	19	100.0
C33-C34	Lung etc.	40	85.1	-	-	2	4.3	-	-	-	-	5	10.6	47	100.0
C37-C38	Other Thoracic Organs	7	77.8	-	-	2	22.2	-	-	-	-	-	-	9	100.0
C40-C41	Bone	31	96.9	-	-	-	-	-	-	-	-	1	3.1	32	100.0
C43	Melanoma of Skin	1	100.0	-	-	-	-	-	-	-	-	-	-	1	100.0
C44	Other Skin	20	100.0	-	-	-	-	-	-	-	-	-	-	20	100.0
C45	Mesothelioma	-	-	-	-	-	-	-	-	-	-	-	-	-	-
C46	Kaposi Sarcoma	-	-	-	-	-	-	-	-	-	-	-	-	-	-
C47 + C49	Conn. & Soft Tissue	25	100.0	-	-	-	-	-	-	-	-	-	-	25	100.0
C50	Breast	770	93.1	1	0.1	16	1.9	-	-	-	-	40	4.8	827	100.0
C51	Vulva	5	100.0	-	-	-	-	-	-	-	-	-	-	5	100.0
C52	Vagina	8	88.9	-	-	-	-	-	-	-	-	1	11.1	9	100.0
C53	Cervix Uteri	422	96.3	-	-	-	-	-	-	-	-	16	3.7	438	100.0
C54	Corpus Uteri	61	96.8	-	-	-	-	-	-	-	-	2	3.2	63	100.0
C55	Uterus Unspecified	4	100.0	-	-	-	-	-	-	-	-	-	-	4	100.0
C56	Ovary etc.	145	79.7	1	0.5	7	3.8	-	-	-	-	29	15.9	182	100.0
C57	Other Female Genital	-	-	-	-	-	-	-	-	-	-	-	-	-	-
C58	Placenta	1	100.0	-	-	-	-	-	-	-	-	-	-	1	100.0
C64	Kidney etc.	12	100.0	-	-	-	-	-	-	-	-	-	-	12	100.0
C65	Renal Pelvis	-	-	-	-	-	-	-	-	-	-	-	-	-	-
C66	Ureter	-	-	-	-	-	-	-	-	-	-	-	-	-	-
C67	Bladder	18	85.7	-	-	-	-	-	-	-	-	3	14.3	21	100.0
C68	Uns. Urinary Organs	1	100.0	-	-	-	-	-	-	-	-	-	-	1	100.0
C69	Eye	2	66.7	-	-	-	-	-	-	-	-	1	33.3	3	100.0
C70-C72	Brain, Nervous System	53	96.4	-	-	-	-	-	-	-	-	2	3.6	55	100.0
C73	Thyroid	24	88.9	-	-	-	-	-	-	-	-	3	11.1	27	100.0
C74	Adrenal Gland	2	100.0	-	-	-	-	-	-	-	-	-	-	2	100.0
C81	Hodgkins Disease	5	100.0	-	-	-	-	-	-	-	-	-	-	5	100.0
C82-85,C96	NHL	47	97.9	-	-	-	-	-	-	1	2.1	-	-	48	100.0
C88	Malig Imn. Prol D	1	100.0	-	-	-	-	-	-	-	-	-	-	1	100.0
C90	Multiple Myeloma	9	52.9	-	-	-	-	-	-	8	47.1	-	-	17	100.0
C91	Lymphoid Leuk.	-	-	-	-	-	-	-	-	51	100.0	-	-	51	100.0
C92-C94	Myeloid Leukaemia	-	-	-	-	-	-	4	9.5	38	90.5	-	-	42	100.0
C95	Leukaemia Uns	-	-	-	-	-	-	2	10.0	18	90.0	-	-	20	100.0
O&U	Other and Uns	52	25.7	36	17.8	1	0.5	-	-	-	-	113	55.9	202	100.0
	All Sites	2291	83.2	38	1.4	32	1.2	6	0.2	116	4.2	271	9.8	2754	100.0

**TABLE NAG-7 (a): Number of Cancer Deaths by Five Year Age Group and Site (ICD-10):
2005-2007 – Males**

%= Relative Proportion of Cancers of All Sites.

Nagpur

ICD-10	Site	0-4	5-9	10-14	15-19	20-24	25-29	30-34	35-39	40-44	45-49	50-54	55-59	60-64	65-69	70-74	75+	Unkn	Total	%
C00	Lip	-	-	-	-	-	-	-	-	1	-	-	-	-	-	-	-	-	1	0.17
C01-C02	Tongue	-	-	-	-	-	1	1	2	-	4	4	1	3	-	2	1	-	19	3.32
C03-C06	Mouth	-	-	-	-	-	2	-	3	2	3	1	-	1	2	-	1	-	15	2.62
C07-C08	Salivary Gland	-	-	-	-	-	-	-	-	-	-	-	-	-	-	-	-	-	-	-
C09	Tonsil	-	-	-	-	-	-	-	1	-	-	-	1	-	1	-	-	-	3	0.52
C10	Oth. Oropharynx	-	-	1	-	-	-	-	-	-	-	-	1	-	-	1	-	-	3	0.52
C11	Nasopharynx	-	-	-	-	-	-	-	-	-	-	-	-	-	-	-	-	-	-	-
C12-C13	Hypopharynx	-	-	-	-	-	-	-	-	2	-	1	2	-	1	-	1	-	7	1.22
C14	Pharynx Unspecified	-	-	-	-	-	-	-	-	-	-	-	-	-	1	-	-	-	1	0.17
C15	Oesophagus	-	-	-	-	-	-	-	-	2	1	8	3	10	4	5	2	-	35	6.12
C16	Stomach	-	-	-	-	-	1	-	-	-	1	-	5	4	3	2	1	-	17	2.97
C17	Small Intestine	-	-	-	-	-	-	-	-	-	-	-	-	-	-	-	-	-	-	-
C18	Colon	-	-	-	-	-	-	1	-	-	2	1	1	1	5	2	2	-	15	2.62
C19-C20	Rectum	-	-	-	-	1	-	1	-	1	5	3	2	2	-	-	-	-	15	2.62
C21	Anus & Anal Canal	-	-	-	-	-	-	-	-	-	-	-	-	-	-	-	-	-	-	-
C22	Liver	-	-	-	-	1	-	-	-	1	3	2	6	4	8	1	4	-	30	5.24
C23-C24	Gallbladder etc.	-	-	-	-	-	-	-	-	-	2	-	1	-	2	1	1	-	7	1.22
C25	Pancreas	-	-	-	-	-	-	-	-	1	2	3	1	1	3	-	1	-	12	2.10
C30-C31	Nose, Sinuses etc.	-	-	-	-	-	-	1	-	-	-	1	1	-	-	-	-	-	3	0.52
C32	Larynx	-	-	-	-	-	-	-	-	1	3	1	2	3	1	-	-	-	11	1.92
C33-C34	Lung etc.	-	-	-	-	-	-	-	1	3	1	8	5	8	9	9	1	-	45	7.87
C37-C38	Other Thoracic Organs	-	-	-	-	-	-	-	-	2	-	-	-	-	-	-	-	-	2	0.35
C40-C41	Bone	-	-	-	-	1	-	-	-	-	-	-	-	-	-	-	-	-	1	0.17
C43	Melanoma of Skin	-	-	-	-	-	-	1	-	-	-	-	-	-	-	-	-	-	1	0.17
C44	Other Skin	-	-	-	-	-	-	-	-	-	-	1	1	1	-	-	-	-	3	0.52
C45	Mesothelioma	-	-	-	-	-	-	-	-	-	-	-	-	-	-	-	-	-	-	-
C46	Kaposi Sarcoma	-	-	-	-	-	-	-	-	-	-	-	-	-	-	-	-	-	-	-
C47+C49	Conn. & Soft Tissue	-	-	-	-	-	-	-	-	-	-	-	-	-	-	-	-	-	-	-
C50	Breast	-	-	-	-	-	-	-	-	2	2	-	1	-	-	-	-	-	5	0.87
C60	Penis	-	-	-	-	-	-	-	-	1	1	-	-	-	-	-	-	-	2	0.35
C61	Prostate	-	-	-	-	-	-	-	-	-	-	-	4	1	4	6	9	-	24	4.20
C62	Testis	-	-	-	-	-	-	-	1	-	-	1	-	-	1	-	-	-	3	0.52
C63	Other Male Genital	-	-	-	-	-	-	-	-	-	-	-	-	-	-	-	-	-	-	-
C64	Kidney etc.	-	1	2	-	-	-	-	1	-	-	-	-	-	1	1	-	-	6	1.05
C65	Renal Pelvis	-	-	-	-	-	-	-	-	-	-	-	-	-	-	-	-	-	-	-
C66	Ureter	-	-	-	-	-	-	-	-	-	-	-	-	-	-	-	-	-	-	-
C67	Bladder	-	-	-	-	-	-	1	-	1	-	1	1	-	1	1	1	-	7	1.22
C68	Uns.Urinary Organs	-	-	-	-	-	-	-	-	-	-	-	-	-	-	-	-	-	-	-
C69	Eye	-	1	-	-	-	-	-	-	-	-	-	-	-	-	-	-	-	1	0.17
C70-C72	Brain, Nervous System	1	1	-	2	-	-	-	-	1	2	1	2	-	1	-	2	-	13	2.27
C73	Thyroid	-	-	-	-	-	-	-	-	-	-	2	1	-	-	-	-	-	3	0.52
C74	Adrenal Gland	-	-	-	-	-	-	-	-	-	-	-	-	-	-	-	-	-	-	-
C81	Hodgkins Disease	-	1	-	-	-	-	-	-	1	-	-	-	-	-	1	-	-	3	0.52
C82-85,C96	NHL	-	-	2	1	-	1	2	2	3	-	2	1	2	2	2	4	-	24	4.20
C88	Malig Imn.Prol D	-	-	-	-	-	-	-	-	-	-	-	-	-	-	-	-	-	-	-
C90	Multiple Myeloma	-	-	2	-	-	-	2	-	1	1	3	3	2	1	3	1	-	19	3.32
C91	Lymphoid Leuk.	3	2	4	4	3	3	-	1	2	-	1	1	1	1	2	-	-	28	4.90
C92-C94	Myeloid Leukaemia	1	-	1	2	-	3	2	1	2	3	6	-	4	2	2	2	-	31	5.42
C95	Leukaemia Uns	1	1	2	1	1	1	-	1	-	1	1	1	-	-	-	-	-	11	1.92
O&U	Other and Uns	1	2	3	3	7	4	6	8	10	13	15	15	18	19	8	14	-	146	25.52
	All Sites	7	9	17	13	14	16	18	22	40	50	67	63	66	73	49	48	-	572	100.00

**TABLE NAG-7 (b): Number of Cancer Deaths by Five Year Age Group and Site (ICD-10):
2005-2007 – Females**

%= Relative Proportion of Cancers of All Sites.

Nagpur

ICD-10	Site	0-4	5-9	10-14	15-19	20-24	25-29	30-34	35-39	40-44	45-49	50-54	55-59	60-64	65-69	70-74	75+	Unkn	Total	%
C00	Lip	-	-	-	-	-	-	1	-	-	-	-	-	-	-	-	-	-	1	0.24
C01-C02	Tongue	-	-	-	-	-	-	-	1	-	-	1	-	-	-	-	-	-	2	0.48
C03-C06	Mouth	-	-	-	-	-	1	-	1	2	2	-	-	-	1	-	1	-	8	1.94
C07-C08	Salivary Gland	-	-	-	-	-	-	-	-	-	-	-	-	-	-	-	-	-	-	-
C09	Tonsil	-	-	-	-	-	-	-	-	-	-	-	-	-	-	-	-	-	-	-
C10	Oth. Oropharynx	-	-	-	-	-	-	-	-	-	-	1	-	-	-	-	-	-	1	0.24
C11	Nasopharynx	-	-	-	-	-	-	-	-	-	-	-	-	-	-	-	-	-	-	-
C12-C13	Hypopharynx	-	-	-	-	-	-	2	-	-	-	1	-	-	-	-	-	-	3	0.73
C14	Pharynx Unspecified	-	-	-	-	-	-	-	-	-	-	-	1	-	-	-	1	-	2	0.48
C15	Oesophagus	-	-	-	-	-	-	-	-	2	1	3	1	1	2	-	1	-	11	2.66
C16	Stomach	-	-	-	-	-	-	1	1	-	2	1	1	-	3	-	-	-	9	2.18
C17	Small Intestine	-	-	-	-	-	-	-	-	-	-	-	-	-	-	-	-	-	-	-
C18	Colon	-	-	-	-	-	-	-	1	1	1	-	2	2	-	1	1	-	9	2.18
C19-C20	Rectum	-	-	-	-	-	-	2	-	-	-	1	2	1	2	1	-	-	8	1.94
C21	Anus & Anal Canal	-	-	-	-	-	-	-	-	-	-	-	-	-	-	-	-	-	-	-
C22	Liver	-	-	-	1	-	-	-	1	-	-	1	-	1	2	1	-	-	7	1.69
C23-C24	Gallbladder etc.	-	-	-	-	-	-	1	-	1	2	-	1	-	-	1	-	-	6	1.45
C25	Pancreas	-	-	-	-	-	-	-	-	-	-	-	-	-	-	2	1	-	3	0.73
C30-C31	Nose, Sinuses etc.	-	-	-	-	-	-	-	-	-	-	1	-	-	-	-	-	-	1	0.24
C32	Larynx	-	-	-	-	-	-	-	-	-	-	1	-	-	-	-	-	-	1	0.24
C33-C34	Lung etc.	-	-	-	-	1	1	-	-	3	1	3	1	1	3	-	-	-	14	3.39
C37-C38	Other Thoracic Organs	-	-	-	-	-	-	-	-	2	-	1	-	1	1	1	-	-	6	1.45
C40-C41	Bone	-	-	-	-	-	1	-	-	1	-	-	-	1	-	-	-	-	3	0.73
C43	Melanoma of Skin	-	-	-	-	-	-	-	-	-	-	-	-	-	-	-	-	-	-	-
C44	Other Skin	-	-	-	-	-	-	1	-	-	-	-	1	-	-	-	-	-	2	0.48
C45	Mesothelioma	-	-	-	-	-	-	-	-	-	-	-	-	-	-	-	-	-	-	-
C46	Kaposi Sarcoma	-	-	-	-	-	-	-	-	-	-	-	-	-	-	-	-	-	-	-
C47+C49	Conn. & Soft Tissue	-	-	-	-	-	-	-	-	-	-	-	-	1	-	-	-	-	1	0.24
C50	Breast	-	-	-	-	1	-	9	11	8	9	13	12	11	6	5	1	-	86	20.82
C51	Vulva	-	-	-	-	-	-	-	-	-	-	-	-	-	1	-	-	-	1	0.24
C52	Vagina	-	-	-	-	-	-	-	-	-	-	-	-	-	-	-	-	-	-	-
C53	Cervix Uteri	-	-	-	-	-	-	-	3	4	2	7	-	3	2	2	3	-	26	6.30
C54	Corpus Uteri	-	-	-	-	-	-	-	-	1	-	-	-	-	2	-	1	-	4	0.97
C55	Uterus Unspecified	-	-	-	-	-	-	-	-	-	-	-	-	-	-	-	-	-	-	-
C56	Ovary etc.	-	-	-	-	-	-	2	1	1	2	4	2	1	3	-	1	-	17	4.12
C57	Other Female Genital	-	-	-	-	-	-	-	-	-	-	-	-	-	-	-	-	-	-	-
C58	Placenta	-	-	-	-	-	-	-	-	-	-	-	-	-	-	-	-	-	-	-
C64	Kidney etc.	1	-	-	-	-	-	-	-	-	-	-	-	1	-	1	-	-	3	0.73
C65	Renal Pelvis	-	-	-	-	-	-	-	-	-	-	-	-	-	-	-	-	-	-	-
C66	Ureter	-	-	-	-	-	-	-	-	-	-	-	-	-	-	-	-	-	-	-
C67	Bladder	-	-	-	-	-	-	-	1	-	1	-	-	-	-	-	1	-	3	0.73
C68	Uns. Urinary Organs	-	-	-	-	-	-	-	-	-	-	-	-	-	-	-	-	-	-	-
C69	Eye	-	-	-	-	-	-	-	-	-	-	-	-	-	-	-	-	-	-	-
C70-C72	Brain, Nervous System	2	-	1	1	1	-	-	-	1	-	-	3	1	-	-	1	-	11	2.66
C73	Thyroid	-	-	-	1	-	-	1	-	-	1	-	-	1	-	1	-	-	5	1.21
C74	Adrenal Gland	-	-	-	-	-	-	-	-	-	-	-	-	-	-	-	-	-	-	-
C81	Hodgkins Disease	-	-	-	-	-	-	-	-	-	-	-	-	-	-	-	-	-	-	-
C82-85,C96	NHL	-	-	-	-	1	2	-	1	-	1	-	-	-	1	2	-	-	8	1.94
C88	Malig Imn. Prol D	-	-	-	-	-	-	-	-	-	-	-	-	-	-	-	-	-	-	-
C90	Multiple Myeloma	-	-	-	-	-	1	-	-	-	-	-	-	-	-	-	-	-	1	0.24
C91	Lymphoid Leuk.	1	-	5	1	1	-	-	-	1	1	1	-	2	1	-	1	-	15	3.63
C92-C94	Myeloid Leukaemia	-	1	-	1	1	-	1	-	1	2	-	-	3	1	-	2	-	13	3.15
C95	Leukaemia Uns	-	-	1	-	-	-	1	-	-	-	1	1	-	-	-	-	-	4	0.97
O&U	Other and Uns	2	1	1	3	2	1	8	13	7	17	18	9	11	10	6	9	-	118	28.57
	All Sites	6	2	8	8	8	7	30	35	36	45	59	37	42	41	24	25	-	413	100.00

TABLE: KLM-8(a):
Average Annual Age Specific, Crude (CR), Age Adjusted (AAR) (with Standard Error (SE)) and
Truncated (35-64 Yrs) (TR) Mortality Rate per 100,000 population: 2005-2007 - Males
Nagpur

ICD-10	0-4	5-9	10-14	15-19	20-24	25-29	30-34	35-39	40-44	45-49	50-54	55-59	60-64	65-69	70-74	>75	CR	AAR	SE	TR
C00	-	-	-	-	-	-	-	-	0.4	-	-	-	-	-	-	-	-	-	0.02	0.1
C01-C02	-	-	-	-	-	0.3	0.3	0.7	-	2.1	2.6	1.0	3.5	-	3.6	2.0	0.5	0.6	0.15	1.5
C03-C06	-	-	-	-	-	0.6	-	1.1	0.8	1.6	0.6	-	1.2	2.7	-	2.0	0.4	0.5	0.12	0.9
C07-C08	-	-	-	-	-	-	-	-	-	-	-	-	-	-	-	-	-	-	-	-
C09	-	-	-	-	-	-	-	0.4	-	-	-	1.0	-	1.4	-	-	0.1	0.1	0.06	0.2
C10	-	-	0.3	-	-	-	-	-	-	-	-	1.0	-	-	1.8	-	0.1	0.1	0.06	0.1
C11	-	-	-	-	-	-	-	-	-	-	-	-	-	-	-	-	-	-	-	-
C12-C13	-	-	-	-	-	-	-	-	0.8	-	0.6	1.9	-	1.4	-	2.0	0.2	0.2	0.09	0.5
C14	-	-	-	-	-	-	-	-	-	-	-	-	-	1.4	-	-	-	-	0.04	-
C15	-	-	-	-	-	-	-	-	0.8	0.5	5.1	2.9	11.7	5.4	8.9	3.9	1.0	1.3	0.23	3.0
C16	-	-	-	-	-	0.3	-	-	-	0.5	-	4.8	4.7	4.1	3.6	2.0	0.5	0.7	0.16	1.3
C17	-	-	-	-	-	-	-	-	-	-	-	-	-	-	-	-	-	-	-	-
C18	-	-	-	-	-	-	0.3	-	-	1.1	0.6	1.0	1.2	6.8	3.6	3.9	0.4	0.6	0.14	0.6
C19-C20	-	-	-	-	0.3	-	0.3	-	0.4	2.6	1.9	1.9	2.3	-	-	-	0.4	0.5	0.13	1.5
C21	-	-	-	-	-	-	-	-	-	-	-	-	-	-	-	-	-	-	-	-
C22	-	-	-	-	0.3	-	-	-	0.4	1.6	1.3	5.8	4.7	10.9	1.8	7.8	0.8	1.1	0.21	1.9
C23-C24	-	-	-	-	-	-	-	-	-	1.1	-	1.0	-	2.7	1.8	2.0	0.2	0.3	0.10	0.3
C25	-	-	-	-	-	-	-	-	0.4	1.1	1.9	1.0	1.2	4.1	-	2.0	0.3	0.4	0.13	0.9
C30-C31	-	-	-	-	-	-	0.3	-	-	-	0.6	1.0	-	-	-	-	0.1	0.1	0.05	0.2
C32	-	-	-	-	-	-	-	-	0.4	1.6	0.6	1.9	3.5	1.4	-	-	0.3	0.4	0.13	1.2
C33-C34	-	-	-	-	-	-	-	0.4	1.2	0.5	5.1	4.8	9.4	12.2	16.0	2.0	1.3	1.7	0.25	3.1
C37-C38	-	-	-	-	-	-	-	-	0.8	-	-	-	-	-	-	-	0.1	-	0.03	0.2
C40-C41	-	-	-	-	0.3	-	-	-	-	-	-	-	-	-	-	-	-	-	0.02	-
C43	-	-	-	-	-	-	0.3	-	-	-	-	-	-	-	-	-	-	-	0.02	-
C44	-	-	-	-	-	-	-	-	-	-	0.6	1.0	1.2	-	-	-	0.1	0.1	0.07	0.4
C45	-	-	-	-	-	-	-	-	-	-	-	-	-	-	-	-	-	-	-	-
C46	-	-	-	-	-	-	-	-	-	-	-	-	-	-	-	-	-	-	-	-
C47 + C49	-	-	-	-	-	-	-	-	-	-	-	-	-	-	-	-	-	-	-	-
C50	-	-	-	-	-	-	-	-	0.8	1.1	-	1.0	-	-	-	-	0.1	0.2	0.07	0.5
C60	-	-	-	-	-	-	-	-	0.4	0.5	-	-	-	-	-	-	0.1	0.1	0.04	0.2
C61	-	-	-	-	-	-	-	-	-	-	-	3.8	1.2	5.4	10.7	17.6	0.7	0.9	0.19	0.6
C62	-	-	-	-	-	-	-	0.4	-	-	0.6	-	-	1.4	-	-	0.1	0.1	0.06	0.2
C63	-	-	-	-	-	-	-	-	-	-	-	-	-	-	-	-	-	-	-	-
C64	-	0.4	0.5	-	-	-	-	0.4	-	-	-	-	-	1.4	1.8	-	0.2	0.2	0.08	0.1
C65	-	-	-	-	-	-	-	-	-	-	-	-	-	-	-	-	-	-	-	-
C66	-	-	-	-	-	-	-	-	-	-	-	-	-	-	-	-	-	-	-	-
C67	-	-	-	-	-	-	0.3	-	0.4	-	0.6	1.0	-	1.4	1.8	2.0	0.2	0.2	0.09	0.3
C68	-	-	-	-	-	-	-	-	-	-	-	-	-	-	-	-	-	-	-	-
C69	-	0.4	-	-	-	-	-	-	-	-	-	-	-	-	-	-	-	-	0.04	-
C70-C72	0.3	0.4	-	0.6	-	-	-	-	0.4	1.1	0.6	1.9	-	1.4	-	3.9	0.4	0.4	0.12	0.6
C73	-	-	-	-	-	-	-	-	-	-	1.3	1.0	-	-	-	-	0.1	0.1	0.06	0.3
C74	-	-	-	-	-	-	-	-	-	-	-	-	-	-	-	-	-	-	-	-
C81	-	0.4	-	-	-	-	-	-	0.4	-	-	-	-	-	1.8	-	0.1	0.1	0.06	0.1
C82-85,C96	-	-	0.5	0.3	-	0.3	0.6	0.7	1.2	-	1.3	1.0	2.3	2.7	3.6	7.8	0.7	0.8	0.16	1.0
C88	-	-	-	-	-	-	-	-	-	-	-	-	-	-	-	-	-	-	-	-
C90	-	-	0.5	-	-	-	0.6	-	0.4	0.5	1.9	2.9	2.3	1.4	5.3	2.0	0.5	0.6	0.15	1.2
C91	1.0	0.7	1.0	1.1	0.8	0.9	-	0.4	0.8	-	0.6	1.0	1.2	1.4	3.6	-	0.8	0.8	0.16	0.6
C92-C94	0.3	-	0.3	0.6	-	0.9	0.6	0.4	0.8	1.6	3.8	-	4.7	2.7	3.6	3.9	0.9	1.0	0.19	1.8
C95	0.3	0.4	0.5	0.3	0.3	0.3	-	0.4	-	0.5	0.6	1.0	-	-	-	-	0.3	0.3	0.10	0.4
O&U	0.3	0.7	0.8	0.8	2.0	1.2	1.9	2.9	4.1	6.9	9.6	14.4	21.0	25.8	14.3	27.4	4.1	5.0	0.42	8.8
All	2.4	3.2	4.3	3.6	4.0	4.8	5.7	7.9	16.4	26.5	42.8	60.6	77.2	99.1	87.3	94.0	16.0	19.7	0.84	34.5

TABLE: KLM-8(b):
Average Annual Age Specific, Crude (CR), Age Adjusted (AAR) (with Standard Error (SE)) and
Truncated (35-64 Yrs) (TR) Mortality Rate per 100,000 population: 2005-2007 - Females
Nagpur

ICD-10	0-4	5-9	10-14	15-19	20-24	25-29	30-34	35-39	40-44	45-49	50-54	55-59	60-64	65-69	70-74	>75	CR	AAR	SE	TR
C00	-	-	-	-	-	-	0.3	-	-	-	-	-	-	-	-	-	-	-	0.02	-
C01-C02	-	-	-	-	-	-	-	0.4	-	-	0.8	-	-	-	-	-	0.1	0.1	0.05	0.2
C03-C06	-	-	-	-	-	0.3	-	0.4	0.9	1.2	-	-	-	1.1	-	1.8	0.2	0.2	0.09	0.5
C07-C08	-	-	-	-	-	-	-	-	-	-	-	-	-	-	-	-	-	-	-	-
C09	-	-	-	-	-	-	-	-	-	-	-	-	-	-	-	-	-	-	-	-
C10	-	-	-	-	-	-	-	-	-	-	0.8	-	-	-	-	-	-	-	0.04	0.1
C11	-	-	-	-	-	-	-	-	-	-	-	-	-	-	-	-	-	-	-	-
C12-C13	-	-	-	-	-	-	0.7	-	-	-	0.8	-	-	-	-	-	0.1	0.1	0.05	0.1
C14	-	-	-	-	-	-	-	-	-	-	-	1.0	-	-	-	1.8	0.1	0.1	0.06	0.1
C15	-	-	-	-	-	-	-	-	0.9	0.6	2.4	1.0	1.0	2.1	-	1.8	0.3	0.4	0.12	0.9
C16	-	-	-	-	-	-	0.3	0.4	-	1.2	0.8	1.0	-	3.2	-	-	0.3	0.3	0.10	0.6
C17	-	-	-	-	-	-	-	-	-	-	-	-	-	-	-	-	-	-	-	-
C18	-	-	-	-	-	-	-	0.4	0.5	0.6	-	2.1	2.0	-	1.7	1.8	0.3	0.3	0.11	0.8
C19-C20	-	-	-	-	-	-	0.7	-	-	-	0.8	2.1	-	2.1	1.7	-	0.2	0.3	0.10	0.4
C21	-	-	-	-	-	-	-	-	-	-	-	-	-	-	-	-	-	-	-	-
C22	-	-	-	0.3	-	-	-	0.4	-	-	0.8	-	1.0	2.1	1.7	-	0.2	0.2	0.09	0.3
C23-C24	-	-	-	-	-	-	0.3	-	0.5	1.2	-	1.0	-	-	1.7	-	0.2	0.2	0.08	0.5
C25	-	-	-	-	-	-	-	-	-	-	-	-	-	-	3.3	1.8	0.1	0.1	0.06	-
C30-C31	-	-	-	-	-	-	-	-	-	-	0.8	-	-	-	-	-	-	-	0.04	0.1
C32	-	-	-	-	-	-	-	-	-	-	0.8	-	-	-	-	-	-	-	0.04	0.1
C33-C34	-	-	-	-	0.3	0.3	-	-	1.4	0.6	2.4	1.0	1.0	3.2	-	-	0.4	0.5	0.13	1.0
C37-C38	-	-	-	-	-	-	-	-	0.9	-	0.8	-	1.0	1.1	1.7	-	0.2	0.2	0.08	0.4
C40-C41	-	-	-	-	-	0.3	-	-	0.5	-	-	-	1.0	-	-	-	0.1	0.1	0.05	0.2
C43	-	-	-	-	-	-	-	-	-	-	-	-	-	-	-	-	-	-	-	-
C44	-	-	-	-	-	-	0.3	-	-	-	-	1.0	-	-	-	-	0.1	0.1	0.05	0.1
C45	-	-	-	-	-	-	-	-	-	-	-	-	-	-	-	-	-	-	-	-
C46	-	-	-	-	-	-	-	-	-	-	-	-	-	-	-	-	-	-	-	-
C47+C49	-	-	-	-	-	-	-	-	-	-	-	-	1.0	-	-	-	-	-	0.04	0.1
C50	-	-	-	-	0.3	-	3.0	4.0	3.8	5.2	10.5	12.5	10.9	6.4	8.4	1.8	2.5	2.8	0.31	7.2
C51	-	-	-	-	-	-	-	-	-	-	-	-	-	1.1	-	-	-	-	0.03	-
C52	-	-	-	-	-	-	-	-	-	-	-	-	-	-	-	-	-	-	-	-
C53	-	-	-	-	-	-	-	1.1	1.9	1.2	5.6	-	3.0	2.1	3.3	5.5	0.8	0.9	0.18	2.1
C54	-	-	-	-	-	-	-	-	0.5	-	-	-	-	2.1	-	1.8	0.1	0.1	0.06	0.1
C55	-	-	-	-	-	-	-	-	-	-	-	-	-	-	-	-	-	-	-	-
C56	-	-	-	-	-	-	0.7	0.4	0.5	1.2	3.2	2.1	1.0	3.2	-	1.8	0.5	0.6	0.14	1.3
C57	-	-	-	-	-	-	-	-	-	-	-	-	-	-	-	-	-	-	-	-
C58	-	-	-	-	-	-	-	-	-	-	-	-	-	-	-	-	-	-	-	-
C64	0.4	-	-	-	-	-	-	-	-	-	-	-	1.0	-	1.7	-	0.1	0.1	0.07	0.1
C65	-	-	-	-	-	-	-	-	-	-	-	-	-	-	-	-	-	-	-	-
C66	-	-	-	-	-	-	-	-	-	-	-	-	-	-	-	-	-	-	-	-
C67	-	-	-	-	-	-	-	0.4	-	0.6	-	-	-	-	-	1.8	0.1	0.1	0.06	0.2
C68	-	-	-	-	-	-	-	-	-	-	-	-	-	-	-	-	-	-	-	-
C69	-	-	-	-	-	-	-	-	-	-	-	-	-	-	-	-	-	-	-	-
C70-C72	0.7	-	0.3	0.3	0.3	-	-	-	0.5	-	-	3.1	1.0	-	-	1.8	0.3	0.4	0.12	0.6
C73	-	-	-	0.3	-	-	0.3	-	-	0.6	-	-	1.0	-	1.7	-	0.1	0.2	0.07	0.2
C74	-	-	-	-	-	-	-	-	-	-	-	-	-	-	-	-	-	-	-	-
C81	-	-	-	-	-	-	-	-	-	-	-	-	-	-	-	-	-	-	-	-
C82-85,C96	-	-	-	-	0.3	0.6	-	0.4	-	0.6	-	-	-	1.1	3.3	-	0.2	0.2	0.08	0.2
C88	-	-	-	-	-	-	-	-	-	-	-	-	-	-	-	-	-	-	-	-
C90	-	-	-	-	-	0.3	-	-	-	-	-	-	-	-	-	-	-	-	0.02	-
C91	0.4	-	1.4	0.3	0.3	-	-	-	0.5	0.6	0.8	-	2.0	1.1	-	1.8	0.4	0.5	0.12	0.6
C92-C94	-	0.4	-	0.3	0.3	-	0.3	-	0.5	1.2	-	-	3.0	1.1	-	3.7	0.4	0.4	0.12	0.7
C95	-	-	0.3	-	-	-	0.3	-	-	-	0.8	1.0	-	-	-	-	0.1	0.1	0.07	0.3
O&U	0.7	0.4	0.3	0.9	0.6	0.3	2.7	4.7	3.3	9.9	14.5	9.4	10.9	10.7	10.0	16.6	3.5	3.9	0.37	8.4
All	2.2	0.8	2.2	2.5	2.4	2.1	10.0	12.8	17.0	26.1	47.5	38.5	41.7	43.8	40.1	46.1	12.2	13.7	0.69	28.8

**TABLE: KLM-9(a): Cumulative Rate (Cu.Rate%) & Cumulative Risk (Cu.Risk) of individual sites (ICD-10) based on age specific rates (from 0-64 years and from 0-74 years) : 2005-2007 - Males
Nagpur**

ICD-10	Site	0 - 64 Years		0 - 74 Years	
		Cu. Rate %	Cu. Risk	Cu. Rate%	Cu. Risk
C00	Lip	0.02	0.02	0.02	0.02
C01-C02	Tongue	0.40	0.40	0.60	0.60
C03-C06	Mouth	0.51	0.51	0.75	0.76
C07-C08	Salivary Gland	0.02	0.02	0.07	0.07
C09	Tonsil	0.09	0.09	0.17	0.17
C10	Oth. Oropharynx	0.08	0.08	0.12	0.12
C11	Nasopharynx	0.02	0.02	0.04	0.04
C12-C13	Hypopharynx	0.25	0.25	0.35	0.36
C14	Pharynx Unspecified	0.02	0.02	0.02	0.02
C15	Oesophagus	0.40	0.40	0.73	0.73
C16	Stomach	0.21	0.21	0.33	0.33
C17	Small Intestine	0.01	0.01	0.01	0.01
C18	Colon	0.18	0.18	0.31	0.31
C19-C20	Rectum	0.17	0.17	0.27	0.28
C21	Anus & Anal Canal	0.02	0.02	0.04	0.04
C22	Liver	0.15	0.15	0.23	0.23
C23-C24	Gallbladder etc.	0.04	0.04	0.10	0.10
C25	Pancreas	0.07	0.07	0.15	0.15
C30-C31	Nose, Sinuses etc.	0.07	0.07	0.16	0.16
C32	Larynx	0.50	0.50	0.82	0.82
C33-C34	Lung etc.	0.46	0.46	0.87	0.87
C37-C38	Other Thoracic Organs	0.01	0.01	0.03	0.03
C40-C41	Bone	0.08	0.08	0.10	0.10
C43	Melanoma of Skin	0.00	0.00	0.01	0.01
C44	Other Skin	0.07	0.07	0.12	0.12
C45	Mesothelioma	0.00	0.00	0.00	0.00
C46	Kaposi Sarcoma	0.00	0.00	0.00	0.00
C47 + C49	Conn. & Soft Tissue	0.09	0.09	0.13	0.13
C50	Breast	0.11	0.11	0.16	0.16
C60	Penis	0.11	0.11	0.16	0.16
C61	Prostate	0.09	0.09	0.34	0.34
C62	Testis	0.07	0.07	0.08	0.08
C63	Other Male Genital	0.00	0.00	0.00	0.00
C64	Kidney, etc.	0.08	0.08	0.12	0.12
C65	Renal Pelvis	0.00	0.00	0.00	0.00
C66	Ureter	0.00	0.00	0.00	0.00
C67	Bladder	0.10	0.10	0.23	0.23
C68	Uns.Urinary Organs	0.00	0.00	0.01	0.01
C69	Eye	0.00	0.00	0.00	0.00
C70-C72	Brain, Nervous System	0.16	0.16	0.23	0.23
C73	Thyroid	0.05	0.05	0.08	0.08
C74	Adrenal Gland	0.01	0.01	0.01	0.01
C81	Hodgkins Disease	0.03	0.03	0.04	0.04
C82-85,C96	NHL	0.19	0.19	0.29	0.29
C88	Malig Imn.Prol D	0.00	0.00	0.00	0.00
C90	Multiple Myeloma	0.08	0.08	0.13	0.13
C91	Lymphoid Leuk.	0.12	0.12	0.16	0.16
C92-C94	Myeloid Leukaemia	0.12	0.12	0.18	0.18
C95	Leukaemia Uns	0.03	0.03	0.05	0.05
O&U *	Other and Uns	0.59	0.59	0.94	0.95
	All Sites	5.88	5.71	9.79	9.33

TABLE: KLM-9(b): Cumulative Rate (Cu.Rate%) & Cumulative Risk (Cu.Risk) of individual sites (ICD-10) based on age specific rates (from 0-64 years and from 0-74 years) : 2005-2007 - Females Nagpur

ICD-10	Site	0 - 64 Years		0 - 74 Years	
		Cu. Rate %	Cu. Risk	Cu. Rate%	Cu. Risk
C00	Lip	0.01	0.01	0.02	0.02
C01-C02	Tongue	0.16	0.16	0.21	0.21
C03-C06	Mouth	0.22	0.22	0.40	0.40
C07-C08	Salivary Gland	0.02	0.02	0.02	0.02
C09	Tonsil	0.01	0.01	0.02	0.02
C10	Oth. Oropharynx	0.01	0.01	0.03	0.03
C11	Nasopharynx	0.01	0.01	0.01	0.01
C12-C13	Hypopharynx	0.04	0.04	0.06	0.06
C14	Pharynx Unspecified	0.02	0.02	0.02	0.02
C15	Oesophagus	0.29	0.29	0.43	0.43
C16	Stomach	0.12	0.12	0.22	0.22
C17	Small Intestine	0.00	0.00	0.02	0.02
C18	Colon	0.12	0.12	0.18	0.18
C19-C20	Rectum	0.12	0.12	0.17	0.17
C21	Anus & Anal Canal	0.00	0.00	0.02	0.02
C22	Liver	0.05	0.05	0.10	0.10
C23-C24	Gallbladder etc.	0.06	0.06	0.09	0.09
C25	Pancreas	0.04	0.04	0.07	0.07
C30-C31	Nose, Sinuses etc.	0.04	0.04	0.04	0.04
C32	Larynx	0.06	0.06	0.07	0.07
C33-C34	Lung etc.	0.11	0.11	0.17	0.17
C37-C38	Other Thoracic Organs	0.01	0.01	0.04	0.04
C40-C41	Bone	0.06	0.06	0.08	0.08
C43	Melanoma of Skin	0.01	0.01	0.01	0.01
C44	Other Skin	0.05	0.05	0.07	0.07
C45	Mesothelioma	0.00	0.00	0.00	0.00
C46	Kaposi Sarcoma	0.00	0.00	0.00	0.00
C47 + C49	Conn. & Soft Tissue	0.06	0.06	0.07	0.07
C50	Breast	2.19	2.17	2.71	2.75
C51	Vulva	0.00	0.00	0.03	0.03
C52	Vagina	0.02	0.02	0.03	0.03
C53	Cervix Uteri	1.15	1.14	1.54	1.55
C54	Corpus Uteri	0.18	0.18	0.25	0.25
C55	Uterus Unspecified	0.01	0.01	0.02	0.02
C56	Ovary etc.	0.46	0.46	0.61	0.61
C57	Other Female Genital	0.00	0.00	0.00	0.00
C58	Placenta	0.00	0.00	0.00	0.00
C64	Kidney etc.	0.03	0.03	0.05	0.05
C65	Renal Pelvis	0.00	0.00	0.00	0.00
C66	Ureter	0.00	0.00	0.00	0.00
C67	Bladder	0.04	0.04	0.06	0.06
C68	Uns.Urinary Organs	0.00	0.00	0.00	0.00
C69	Eye	0.01	0.01	0.01	0.01
C70-C72	Brain, Nervous System	0.14	0.14	0.16	0.16
C73	Thyroid	0.06	0.06	0.07	0.07
C74	Adrenal Gland	0.00	0.00	0.00	0.00
C81	Hodgkins Disease	0.01	0.01	0.01	0.01
C82-85,C96	NHL	0.12	0.12	0.17	0.17
C88	Malig Imn.Prol D	0.00	0.00	0.00	0.00
C90	Multiple Myeloma	0.06	0.06	0.07	0.07
C91	Lymphoid Leuk.	0.09	0.09	0.11	0.11
C92-C94	Myeloid Leukaemia	0.09	0.09	0.11	0.11
C95	Leukaemia Uns	0.04	0.04	0.05	0.05
O&U *	Other and Uns	0.48	0.48	0.64	0.64
	All Sites	6.88	6.65	9.41	8.98

POPULATION BASED CANCER REGISTRY, PUNE

Indian Cancer Society

Dr A.P. Kurkure, Principal Investigator

Dr B.B .Yeole, Director and Co-Investigator

The Poona Cancer Registry, a satellite registry of the Mumbai Cancer Registry commenced its operation on 1st March 1972 as a collaborative effort with the B.J. Medical College and the Sasson Hospital at Poona, with the aim of obtaining reliable incidence and mortality data on cancer in Poona City Agglomeration.

The registry covers 344.18 sq. km with a population of 3.55 million (2001 Census) comprising 79.7% Hindus, 8.9% Muslims, 2.6% Christians, 5.8% Neo-Buddhists and 2.2% Jains. There are 10,000 hospital beds available in the registry area. There are 16 major hospitals in Poona City and 6 major hospitals in Mumbai that contribute to this registry. The death records maintained by the Poona Municipal Corporation provide means for checking on missed cases. Staff of the registry, visit the cancer patient wards and department of Medical Records at least once a week to collect the information on cancer patients.

The reliability of the data and quality of registration has considerably improved. At present the percentage of microscopic confirmed cases is 87.7% and the percentage of cases diagnosed through death certificate is 6.0. The ratio of mortality/incidence (M/I) is 38.7%. The registry publishes report on incidence and mortality at regular intervals. This registry's data has been accepted for publication in the consecutive volumes (III to IX) of Cancer Incidence in Five Continents, published by International Agency for Research on Cancer, Lyon, France.

Staff of Poona Cancer Registry

Mrs V.V. Jahagirdar	:	Supervisor cum Registrar
Mrs Nasrin Shaikh	:	Medical Social Worker
Mrs Surekha Kochure	:	Medical Social Worker

Figure PUN-1
Population Pyramid showing Age Distribution: 2006-2008
Pune

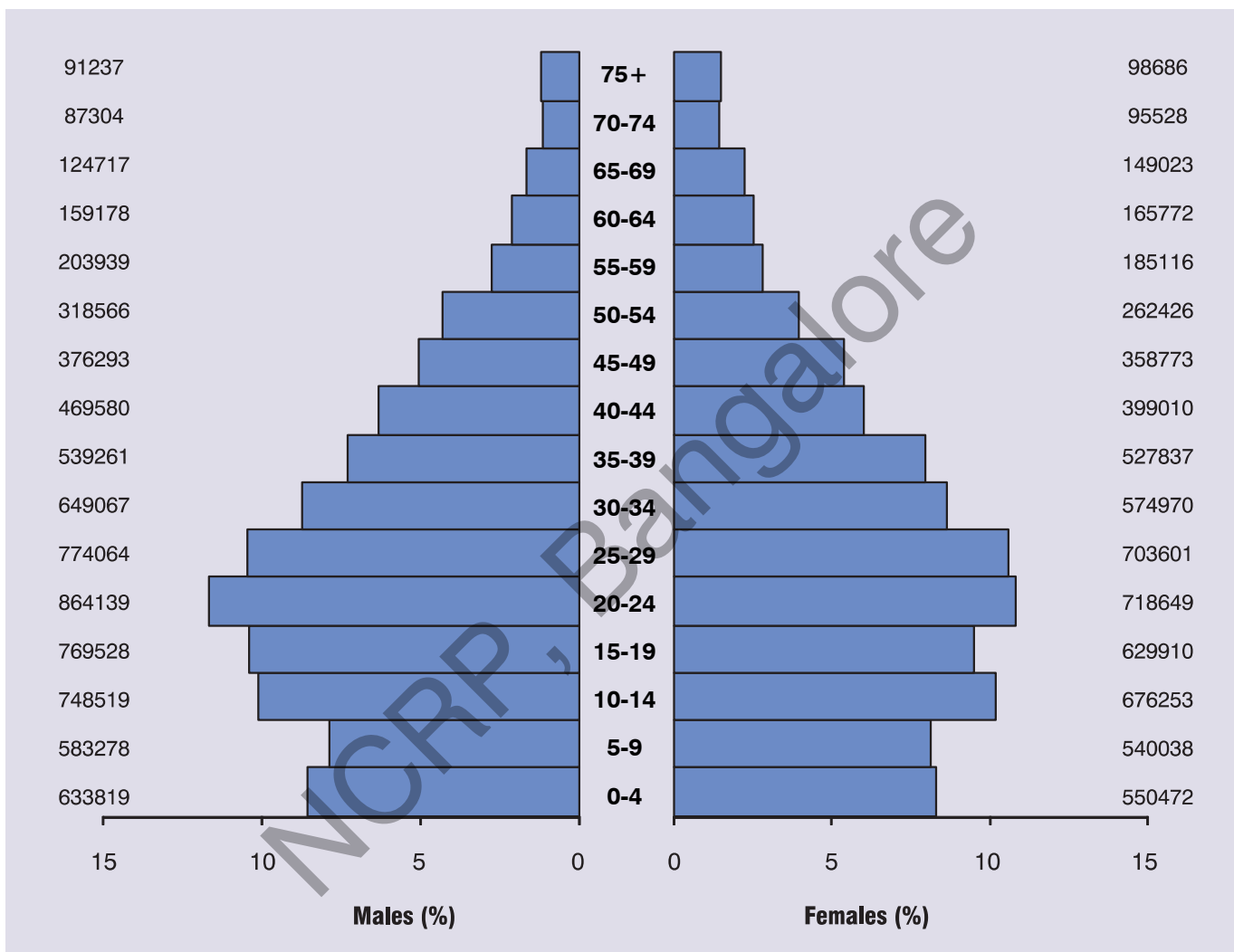


TABLE PUN-1
Population by Five Year Age Group and Gender: 2006-2008
Number and Relative Proportion (%)
Pune

Age Group	Males		Females	
	Number	%	Number	%
0-4	633819	8.6	550472	8.3
5-9	583278	7.9	540038	8.1
10-14	748519	10.1	676253	10.2
15-19	769528	10.4	629910	9.5
20-24	864139	11.7	718649	10.8
25-29	774064	10.5	703601	10.6
30-34	649067	8.8	574970	8.7
35-39	539261	7.3	527837	8.0
40-44	469580	6.4	399010	6.0
45-49	376293	5.1	358773	5.4
50-54	318566	4.3	262426	4.0
55-59	203939	2.8	185116	2.8
60-64	159178	2.2	165772	2.5
65-69	124717	1.7	149023	2.2
70-74	87304	1.2	95528	1.4
75+	91237	1.2	98686	1.5
Total	7392489	100.0	6636062	100.0

TABLE PUN-2
Main Sources of Registration of Incident Cases of Cancer: 2006-2008
Pune

Name of the Institution	Number	%
Inlak-Budhania-R	1075	12.5
SGH	1073	12.5
RHNNH	1034	12.0
RHNNH-R	676	7.9
CIPLA	661	7.7
D.M.H.	630	7.3
Poona Small Hospitals	601	7.0
PMC	517	6.0
Inlak-Budhania	461	5.4
KEM	448	5.2
JNH	352	4.1
YCMC	270	3.1
Poona	224	2.6
TMH	160	1.9
Ratna	80	0.9
Others	332	3.9
Total	8594	100.0

1. Institutions listed have registered at least one percent of all cases in the registry for the combined years 2006-2008.
2. The numbers and proportion listed are the minimum number of cases. Institutions could have registered/ reported more cases, since duplicate registrations and non-resident/registry cases are not included.

**TABLE PUN-3 (a): Number of Incident Cancers by Five Year Age Group and Site (ICD-10):
2006-2008 – Males**

%= Relative Proportion of Cancers of All Sites.

Pune

ICD-10	Site	0-4	5-9	10-14	15-19	20-24	25-29	30-34	35-39	40-44	45-49	50-54	55-59	60-64	65-69	70-74	75+	Unkn	Total	%
C00	Lip	-	-	-	-	-	-	-	-	-	2	-	3	2	4	1	1	-	13	0.32
C01-C02	Tongue	-	-	-	-	-	5	15	18	17	19	24	22	21	14	18	10	-	183	4.52
C03-C06	Mouth	-	1	-	1	2	1	11	13	43	32	53	63	63	48	28	30	-	389	9.61
C07-C08	Salivary Gland	-	1	-	-	-	2	3	-	3	1	2	3	2	5	-	-	-	22	0.54
C09	Tonsil	-	-	-	-	-	1	1	-	1	1	2	1	1	2	2	1	-	13	0.32
C10	Oth. Oropharynx	-	-	-	-	-	-	-	-	-	1	1	5	1	1	-	5	-	14	0.35
C11	Nasopharynx	-	1	-	2	-	-	-	-	1	2	1	1	4	1	-	-	-	13	0.32
C12-C13	Hypopharynx	-	-	-	-	-	-	1	2	2	1	12	13	11	9	7	17	-	75	1.85
C14	Pharynx Unspecified	-	-	1	-	-	-	-	-	3	1	4	1	1	2	1	2	-	16	0.40
C15	Oesophagus	-	-	-	-	-	1	3	7	6	14	21	30	25	42	30	60	-	239	5.91
C16	Stomach	-	-	-	-	-	2	6	5	4	13	16	27	30	25	21	35	-	184	4.55
C17	Small Intestine	-	-	-	-	-	-	-	1	-	-	-	1	1	2	2	2	-	9	0.22
C18	Colon	-	-	-	1	-	4	1	5	13	15	15	17	17	20	20	32	-	160	3.95
C19-C20	Rectum	-	-	-	1	3	5	8	4	11	5	20	13	16	26	16	15	-	143	3.53
C21	Anus & Anal Canal	-	-	-	-	-	-	-	-	-	1	5	-	2	3	2	3	-	16	0.40
C22	Liver	-	-	-	-	-	1	2	4	5	10	20	18	24	28	28	42	-	182	4.50
C23-C24	Gallbladder etc.	-	-	-	-	-	-	-	2	3	1	4	6	6	9	8	4	-	43	1.06
C25	Pancreas	-	-	-	-	2	1	-	6	2	4	13	12	22	15	8	21	-	106	2.62
C30-C31	Nose, Sinuses etc.	-	-	-	-	1	-	3	2	4	1	2	4	2	2	2	6	-	29	0.72
C32	Larynx	-	-	1	-	-	1	3	5	13	13	21	38	33	36	32	36	1	233	5.76
C33-C34	Lung etc.	-	-	-	1	2	2	6	11	13	13	35	38	31	49	38	52	1	292	7.22
C37-C38	Other Thoracic Organs	-	-	-	-	-	-	-	1	1	-	4	1	3	1	-	2	-	13	0.32
C40-C41	Bone	-	-	3	9	2	10	3	2	2	3	1	3	6	2	1	2	-	49	1.21
C43	Melanoma of Skin	-	1	-	1	-	-	-	-	1	-	1	1	-	-	1	-	-	6	0.15
C44	Other Skin	-	-	-	2	3	1	-	3	1	2	6	3	9	8	3	10	-	51	1.26
C45	Mesothelioma	-	-	-	-	-	-	-	-	-	-	-	-	-	-	-	-	-	-	-
C46	Kaposi Sarcoma	-	-	-	-	-	-	-	-	-	-	-	-	-	-	-	-	-	-	-
C47+C49	Conn. & Soft Tissue	3	-	2	2	4	3	4	7	3	7	2	6	6	6	4	6	-	65	1.61
C50	Breast	-	-	-	-	-	-	2	2	2	6	2	4	4	4	3	6	-	35	0.86
C60	Penis	-	-	-	-	-	-	-	5	4	6	2	5	4	8	3	7	-	44	1.09
C61	Prostate	-	-	-	-	1	-	-	1	-	6	7	18	39	51	67	146	-	336	8.30
C62	Testis	-	-	1	-	2	8	4	1	1	2	1	-	1	-	-	3	-	24	0.59
C63	Other Male Genital	-	-	-	-	-	-	-	-	-	-	-	1	-	-	-	-	-	1	0.02
C64	Kidney etc.	-	3	1	-	2	1	-	5	3	5	12	10	13	13	3	11	-	82	2.03
C65	Renal Pelvis	-	-	-	-	-	-	-	-	-	-	-	-	-	-	-	-	-	-	-
C66	Ureter	-	-	-	-	-	-	-	-	-	-	-	-	-	1	-	-	-	1	0.02
C67	Bladder	1	-	-	1	-	-	1	3	3	8	11	14	18	25	20	30	-	135	3.34
C68	Uns.Urinary Organs	-	-	-	-	-	-	-	-	-	-	-	-	-	-	-	-	-	-	-
C69	Eye	2	-	-	-	-	-	-	-	1	-	-	1	-	-	-	-	-	4	0.10
C70-C72	Brain, Nervous System	5	17	6	7	8	16	19	20	12	30	14	24	9	11	9	6	-	213	5.26
C73	Thyroid	-	1	-	-	-	1	4	1	-	2	4	2	2	4	-	2	-	23	0.57
C74	Adrenal Gland	-	-	-	-	-	-	-	-	-	-	-	-	-	-	-	-	-	-	-
C81	Hodgkins Disease	3	1	-	3	2	-	1	5	3	1	5	1	3	3	2	3	-	36	0.89
C82-C85, C96	NHL	2	5	9	5	3	4	12	12	12	10	12	19	16	22	21	29	-	193	4.77
C88	Malig Imn.Prol D	-	-	-	-	-	-	-	-	-	-	-	-	-	-	-	-	-	-	-
C90	Multiple Myeloma	-	-	-	-	-	-	-	2	5	3	7	7	8	9	9	7	-	57	1.41
C91	Lymphoid Leuk.	6	11	3	3	6	5	5	1	4	4	2	1	2	2	-	3	-	58	1.43
C92-C94	Myeloid Leukaemia	1	2	3	3	1	7	4	6	3	3	5	5	5	6	6	4	-	64	1.58
C95	Leukaemia Uns	-	2	1	3	-	-	1	3	1	-	2	2	5	1	4	2	-	27	0.67
O&U	Other and Uns	-	1	-	-	4	5	5	2	11	9	14	14	14	31	17	29	-	156	3.85
	All Sites	23	47	31	45	48	87	128	167	217	257	385	458	482	551	437	682	2	4047	100.0

* O&U includes the Sites (ICD-10: C26, C39, C48, C75, C76, C77, C78, C79, C80, C97)

**TABLE PUN-3 (b): Number of Incident Cancers by Five Year Age Group and Site (ICD-10):
2006-2008 – Females**

%= Relative Proportion of Cancers of All Sites.

Pune

ICD-10	Site	0-4	5-9	10-14	15-19	20-24	25-29	30-34	35-39	40-44	45-49	50-54	55-59	60-64	65-69	70-74	75+	Unkn	Total	%
C00	Lip	-	-	-	-	-	-	-	1	-	-	1	1	1	2	2	-	-	8	0.18
C01-C02	Tongue	-	-	-	-	-	-	5	3	12	11	11	15	15	7	10	3	-	92	2.02
C03-C06	Mouth	-	-	1	-	1	2	2	8	14	22	26	24	41	34	11	27	-	213	4.68
C07-C08	Salivary Gland	-	-	-	-	-	1	1	2	1	1	1	2	-	1	2	2	-	14	0.31
C09	Tonsil	-	-	-	-	-	-	-	-	-	2	-	-	1	-	1	2	-	6	0.13
C10	Oth. Oropharynx	-	-	-	-	-	-	-	-	1	1	-	2	1	-	-	-	-	5	0.11
C11	Nasopharynx	-	-	1	2	-	-	1	1	-	-	-	1	-	-	-	1	-	7	0.15
C12-C13	Hypopharynx	-	-	-	-	-	-	1	1	5	6	3	2	3	4	3	-	-	28	0.62
C14	Pharynx Unspecified	-	-	-	-	-	-	-	-	-	2	2	2	2	-	-	2	-	10	0.22
C15	Oesophagus	-	-	-	-	1	1	3	6	8	12	15	17	23	27	20	34	-	167	3.67
C16	Stomach	-	-	-	1	-	3	2	7	2	5	8	6	6	10	6	17	-	73	1.61
C17	Small Intestine	-	-	-	-	-	-	-	-	1	1	-	-	1	-	3	2	-	8	0.18
C18	Colon	-	-	-	1	3	7	1	3	8	8	8	11	12	10	16	21	-	109	2.40
C19-C20	Rectum	-	-	-	-	1	1	2	8	6	6	11	15	14	12	16	14	-	106	2.33
C21	Anus & Anal Canal	-	-	-	-	-	-	-	-	-	-	3	3	3	5	4	2	-	20	0.44
C22	Liver	1	1	-	-	1	-	2	3	6	3	7	9	8	9	7	18	-	75	1.65
C23-C24	Gallbladder etc.	-	-	-	-	-	1	2	1	1	3	10	6	5	6	4	11	-	50	1.10
C25	Pancreas	-	-	-	-	1	1	3	2	1	3	5	3	10	14	9	13	-	65	1.43
C30-C31	Nose, Sinuses etc.	-	-	-	-	1	-	-	-	6	2	2	3	2	2	2	1	-	21	0.46
C32	Larynx	-	-	-	-	-	-	1	2	2	2	5	3	7	6	7	8	-	43	0.95
C33-C34	Lung etc.	-	-	-	-	1	2	2	7	11	12	20	19	24	22	15	25	-	160	3.52
C37-C38	Other Thoracic Organs	-	-	-	-	-	1	-	-	1	-	1	1	-	3	2	2	-	11	0.24
C40-C41	Bone	1	3	8	2	4	3	-	3	-	1	3	3	-	1	1	-	-	33	0.73
C43	Melanoma of Skin	-	-	-	-	-	-	1	2	-	-	-	-	-	-	-	1	-	5	0.11
C44	Other Skin	-	-	1	-	-	3	-	-	4	5	3	5	3	2	7	9	-	42	0.92
C45	Mesothelioma	-	-	-	-	-	-	-	-	-	-	-	-	-	-	-	-	-	-	-
C46	Kaposi Sarcoma	-	-	-	-	-	-	-	-	-	-	-	-	-	-	-	-	-	-	-
C47+C49	Conn. & Soft Tissue	1	-	1	1	2	5	2	3	5	-	8	3	4	2	1	3	-	41	0.90
C50	Breast	-	1	2	-	2	18	41	88	146	177	167	172	151	137	86	124	-	1312	28.85
C51	Vulva	-	-	-	-	-	-	-	-	1	-	1	1	4	1	-	2	-	10	0.22
C52	Vagina	-	-	-	-	-	-	-	2	1	1	7	4	5	2	2	1	-	25	0.55
C53	Cervix Uteri	-	-	-	-	3	9	16	57	62	95	106	81	87	72	38	39	-	665	14.63
C54	Corpus Uteri	-	-	-	-	1	2	1	3	2	10	29	23	19	21	14	19	-	144	3.17
C55	Uterus Unspecified	-	-	-	-	-	-	-	1	-	3	3	1	1	1	4	3	-	17	0.37
C56	Ovary etc.	1	1	2	4	5	7	9	15	18	33	28	39	37	33	23	39	-	294	6.47
C57	Other Female Genital	-	-	-	-	-	-	-	-	-	1	-	-	-	1	-	-	-	2	0.04
C58	Placenta	-	-	-	-	-	-	-	-	-	-	-	-	-	-	-	-	-	-	-
C64	Kidney etc.	1	-	1	-	3	1	-	1	7	2	4	2	6	4	4	6	-	42	0.92
C65	Renal Pelvis	-	-	-	-	-	-	-	-	-	-	-	-	-	-	-	-	-	-	-
C66	Ureter	-	-	-	-	-	-	-	-	-	-	-	-	1	-	-	-	-	1	0.02
C67	Bladder	-	-	-	1	2	-	-	-	1	1	3	4	3	5	7	12	-	39	0.86
C68	Uns. Urinary Organs	-	-	-	-	-	-	-	-	-	-	-	-	-	-	-	-	-	-	-
C69	Eye	1	-	-	-	-	-	1	-	1	1	1	-	1	-	-	-	-	6	0.13
C70-C72	Brain, Nervous System	3	8	7	5	8	5	11	9	7	10	15	15	9	9	6	9	-	136	2.99
C73	Thyroid	-	1	-	1	6	4	5	9	8	7	5	-	8	5	3	4	-	66	1.45
C74	Adrenal Gland	-	1	-	-	-	-	-	-	-	1	-	-	-	-	-	-	-	2	0.04
C81	Hodgkins Disease	-	1	-	2	1	-	1	2	3	2	1	1	-	-	2	1	-	17	0.37
C82-85,C96	NHL	1	2	-	2	2	5	4	3	8	6	7	15	13	10	16	13	-	107	2.35
C88	Malig Imn.Prol D	-	-	-	-	-	-	-	-	-	-	-	-	-	-	-	-	-	-	-
C90	Multiple Myeloma	-	-	-	-	-	1	1	1	2	2	1	12	7	2	2	3	-	34	0.75
C91	Lymphoid Leuk.	-	5	5	4	2	1	1	1	1	3	2	1	1	1	2	3	-	33	0.73
C92-C94	Myeloid Leukaemia	2	2	2	1	2	3	2	5	2	5	4	6	2	8	3	2	-	51	1.12
C95	Leukaemia Uns	3	1	-	-	-	-	1	2	2	2	4	2	4	-	2	-	-	23	0.51
O&U	Other and Uns	-	-	1	1	6	2	3	3	11	9	11	9	12	13	13	14	1	109	2.40
	All Sites	15	27	32	28	59	89	128	265	378	479	552	544	557	504	377	512	1	4547	100.0

* O&U includes the Sites (ICD-10: C26, C39, C48, C75, C76, C77, C78, C79, C80, C97)

TABLE: PUN-4(a):
Average Annual Age Specific, Crude (CR), Age Adjusted (AAR) (with Standard Error (SE)) and
Truncated (35-64 yrs) (TR) Incidence Rate per 100,000 population: 2006-2008 - Males
Pune

ICD-10	0-4	5-9	10-14	15-19	20-24	25-29	30-34	35-39	40-44	45-49	50-54	55-59	60-64	65-69	70-74	>75	CR	AAR	SE	TR
C00	-	-	-	-	-	-	-	-	-	0.5	-	1.5	1.3	3.2	1.1	1.1	0.2	0.28	0.08	0.5
C01-C02	-	-	-	-	-	0.6	2.3	3.3	3.6	5.0	7.5	10.8	13.2	11.2	20.6	11.0	2.5	3.22	0.25	6.6
C03-C06	-	0.2	-	0.1	0.2	0.1	1.7	2.4	9.2	8.5	16.6	30.9	39.6	38.5	32.1	32.9	5.3	7.47	0.39	15.7
C07-C08	-	0.2	-	-	-	0.3	0.5	-	0.6	0.3	0.6	1.5	1.3	4.0	-	-	0.3	0.38	0.09	0.6
C09	-	-	-	-	-	0.1	0.2	-	0.2	0.3	0.6	0.5	0.6	1.6	2.3	1.1	0.2	0.24	0.07	0.3
C10	-	-	-	-	-	-	-	-	-	0.3	0.3	2.5	0.6	0.8	-	5.5	0.2	0.29	0.08	0.5
C11	-	0.2	-	0.3	-	-	-	-	0.2	0.5	0.3	0.5	2.5	0.8	-	-	0.2	0.25	0.07	0.6
C12-C13	-	-	-	-	-	-	0.2	0.4	0.4	0.3	3.8	6.4	6.9	7.2	8.0	18.6	1.0	1.54	0.18	2.5
C14	-	-	0.1	-	-	-	-	-	0.6	0.3	1.3	0.5	0.6	1.6	1.1	2.2	0.2	0.29	0.07	0.5
C15	-	-	-	-	-	0.1	0.5	1.3	1.3	3.7	6.6	14.7	15.7	33.7	34.4	65.8	3.2	4.97	0.33	6.2
C16	-	-	-	-	-	0.3	0.9	0.9	0.9	3.5	5.0	13.2	18.8	20.0	24.1	38.4	2.5	3.77	0.28	6.0
C17	-	-	-	-	-	-	-	0.2	-	-	-	0.5	0.6	1.6	2.3	2.2	0.1	0.19	0.07	0.2
C18	-	-	-	0.1	-	0.5	0.2	0.9	2.8	4.0	4.7	8.3	10.7	16.0	22.9	35.1	2.2	3.16	0.26	4.7
C19-C20	-	-	-	0.1	0.3	0.6	1.2	0.7	2.3	1.3	6.3	6.4	10.1	20.8	18.3	16.4	1.9	2.72	0.24	4.0
C21	-	-	-	-	-	-	-	-	-	0.3	1.6	-	1.3	2.4	2.3	3.3	0.2	0.33	0.08	0.5
C22	-	-	-	-	-	0.1	0.3	0.7	1.1	2.7	6.3	8.8	15.1	22.5	32.1	46.0	2.5	3.80	0.29	5.0
C23-C24	-	-	-	-	-	-	-	0.4	0.6	0.3	1.3	2.9	3.8	7.2	9.2	4.4	0.6	0.90	0.14	1.3
C25	-	-	-	-	0.2	0.1	-	1.1	0.4	1.1	4.1	5.9	13.8	12.0	9.2	23.0	1.4	2.18	0.22	3.7
C30-C31	-	-	-	-	0.1	-	0.5	0.4	0.9	0.3	0.6	2.0	1.3	1.6	2.3	6.6	0.4	0.51	0.10	0.8
C32	-	-	0.1	-	-	0.1	0.5	0.9	2.8	3.5	6.6	18.6	20.7	28.9	36.7	39.5	3.2	4.77	0.32	7.5
C33-C34	-	-	-	0.1	0.2	0.3	0.9	2.0	2.8	3.5	11.0	18.6	19.5	39.3	43.5	57.0	3.9	5.86	0.35	8.3
C37-C38	-	-	-	-	-	-	-	0.2	0.2	-	1.3	0.5	1.9	0.8	-	2.2	0.2	0.25	0.07	0.6
C40-C41	-	-	0.4	1.2	0.2	1.3	0.5	0.4	0.4	0.8	0.3	1.5	3.8	1.6	1.1	2.2	0.7	0.73	0.11	1.0
C43	-	0.2	-	0.1	-	-	-	-	0.2	-	0.3	0.5	-	-	1.1	-	0.1	0.10	0.04	0.2
C44	-	-	-	0.3	0.3	0.1	-	0.6	0.2	0.5	1.9	1.5	5.7	6.4	3.4	11.0	0.7	1.00	0.14	1.5
C45	-	-	-	-	-	-	-	-	-	-	-	-	-	-	-	-	-	-	-	-
C46	-	-	-	-	-	-	-	-	-	-	-	-	-	-	-	-	-	-	-	-
C47+C49	0.5	-	0.3	0.3	0.5	0.4	0.6	1.3	0.6	1.9	0.6	2.9	3.8	4.8	4.6	6.6	0.9	1.10	0.14	1.7
C50	-	-	-	-	-	-	0.3	0.4	0.4	1.6	0.6	2.0	2.5	3.2	3.4	6.6	0.5	0.67	0.12	1.1
C60	-	-	-	-	-	-	-	0.9	0.9	1.6	0.6	2.5	2.5	6.4	3.4	7.7	0.6	0.85	0.13	1.4
C61	-	-	-	-	0.1	-	-	0.2	-	1.6	2.2	8.8	24.5	40.9	76.7	160.0	4.5	7.52	0.41	5.0
C62	-	-	0.1	-	0.2	1.0	0.6	0.2	0.2	0.5	0.3	-	0.6	-	-	3.3	0.3	0.31	0.07	0.3
C63	-	-	-	-	-	-	-	-	-	-	-	0.5	-	-	-	-	-	0.02	0.02	0.1
C64	-	0.5	0.1	-	0.2	0.1	-	0.9	0.6	1.3	3.8	4.9	8.2	10.4	3.4	12.1	1.1	1.60	0.18	2.9
C65	-	-	-	-	-	-	-	-	-	-	-	-	-	-	-	-	-	-	-	-
C66	-	-	-	-	-	-	-	-	-	-	-	-	-	0.8	-	-	-	0.02	0.02	-
C67	0.2	-	-	0.1	-	-	0.2	0.6	0.6	2.1	3.5	6.9	11.3	20.0	22.9	32.9	1.8	2.86	0.25	3.5
C68	-	-	-	-	-	-	-	-	-	-	-	-	-	-	-	-	-	-	-	-
C69	0.3	-	-	-	-	-	-	-	0.2	-	-	0.5	-	-	-	-	0.1	0.07	0.04	0.1
C70-C72	0.8	2.9	0.8	0.9	0.9	2.1	2.9	3.7	2.6	8.0	4.4	11.8	5.7	8.8	10.3	6.6	2.9	3.33	0.24	5.7
C73	-	0.2	-	-	-	0.1	0.6	0.2	-	0.5	1.3	1.0	1.3	3.2	-	2.2	0.3	0.40	0.09	0.6
C74	-	-	-	-	-	-	-	-	-	-	-	-	-	-	-	-	-	-	-	-
C81	0.5	0.2	-	0.4	0.2	-	0.2	0.9	0.6	0.3	1.6	0.5	1.9	2.4	2.3	3.3	0.5	0.60	0.11	0.9
C82-85,C96	0.3	0.9	1.2	0.6	0.3	0.5	1.8	2.2	2.6	2.7	3.8	9.3	10.1	17.6	24.1	31.8	2.6	3.53	0.26	4.5
C88	-	-	-	-	-	-	-	-	-	-	-	-	-	-	-	-	-	-	-	-
C90	-	-	-	-	-	-	-	0.4	1.1	0.8	2.2	3.4	5.0	7.2	10.3	7.7	0.8	1.16	0.16	1.9
C91	0.9	1.9	0.4	0.4	0.7	0.6	0.8	0.2	0.9	1.1	0.6	0.5	1.3	1.6	-	3.3	0.8	0.87	0.12	0.7
C92-C94	0.2	0.3	0.4	0.4	0.1	0.9	0.6	1.1	0.6	0.8	1.6	2.5	3.1	4.8	6.9	4.4	0.9	1.07	0.14	1.5
C95	-	0.3	0.1	0.4	-	-	0.2	0.6	0.2	-	0.6	1.0	3.1	0.8	4.6	2.2	0.4	0.49	0.10	0.8
O&U	-	0.2	-	-	0.5	0.6	0.8	0.4	2.3	2.4	4.4	6.9	8.8	24.9	19.5	31.8	2.1	3.08	0.25	3.7
All	3.6	8.1	4.1	5.8	5.6	11.2	19.7	31.0	46.2	68.3	120.9	224.6	302.8	441.8	500.6	747.5	54.7	78.8	1.27	115.7

TABLE: PUN- 4(b):
Average Annual Age Specific, Crude (CR), Age Adjusted (AAR) (with Standard Error (SE)) and
Truncated (35-64 yrs) (TR) Incidence Rate per 100,000 population: 2006-2008 - Females
Pune

ICD-10	0-4	5-9	10-14	15-19	20-24	25-29	30-34	35-39	40-44	45-49	50-54	55-59	60-64	65-69	70-74	>75	CR	AAR	SE	TR
C00	-	-	-	-	-	-	-	0.2	-	-	0.4	0.5	0.6	1.3	2.1	-	0.1	0.16	0.06	0.2
C01-C02	-	-	-	-	-	-	0.9	0.6	3.0	3.1	4.2	8.1	9.0	4.7	10.5	3.0	1.4	1.76	0.19	4.2
C03-C06	-	-	0.1	-	0.1	0.3	0.3	1.5	3.5	6.1	9.9	13.0	24.7	22.8	11.5	27.4	3.2	4.20	0.29	8.6
C07-C08	-	-	-	-	-	0.1	0.2	0.4	0.3	0.3	0.4	1.1	-	0.7	2.1	2.0	0.2	0.24	0.07	0.4
C09	-	-	-	-	-	-	-	-	-	0.6	-	-	0.6	-	1.0	2.0	0.1	0.12	0.05	0.2
C10	-	-	-	-	-	-	-	-	0.3	0.3	-	1.1	0.6	-	-	-	0.1	0.10	0.04	0.3
C11	-	-	0.1	0.3	-	-	0.2	0.2	-	-	-	0.5	-	-	-	1.0	0.1	0.11	0.04	0.1
C12-C13	-	-	-	-	-	-	0.2	0.2	1.3	1.7	1.1	1.1	1.8	2.7	3.1	-	0.4	0.51	0.10	1.2
C14	-	-	-	-	-	-	-	-	-	0.6	0.8	1.1	1.2	-	-	2.0	0.2	0.20	0.06	0.5
C15	-	-	-	-	0.1	0.1	0.5	1.1	2.0	3.3	5.7	9.2	13.9	18.1	20.9	34.5	2.5	3.30	0.26	5.2
C16	-	-	-	0.2	-	0.4	0.3	1.3	0.5	1.4	3.0	3.2	3.6	6.7	6.3	17.2	1.1	1.36	0.16	2.0
C17	-	-	-	-	-	-	-	-	0.3	0.3	-	-	0.6	-	3.1	2.0	0.1	0.16	0.06	0.2
C18	-	-	-	0.2	0.4	1.0	0.2	0.6	2.0	2.2	3.0	5.9	7.2	6.7	16.7	21.3	1.6	2.07	0.20	3.1
C19-C20	-	-	-	-	0.1	0.1	0.3	1.5	1.5	1.7	4.2	8.1	8.4	8.1	16.7	14.2	1.6	2.06	0.20	3.7
C21	-	-	-	-	-	-	-	-	-	-	1.1	1.6	1.8	3.4	4.2	2.0	0.3	0.42	0.09	0.6
C22	0.2	0.2	-	-	0.1	-	0.3	0.6	1.5	0.8	2.7	4.9	4.8	6.0	7.3	18.2	1.1	1.46	0.17	2.2
C23-C24	-	-	-	-	-	0.1	0.3	0.2	0.3	0.8	3.8	3.2	3.0	4.0	4.2	11.1	0.8	0.98	0.14	1.7
C25	-	-	-	-	0.1	0.1	0.5	0.4	0.3	0.8	1.9	1.6	6.0	9.4	9.4	13.2	1.0	1.28	0.16	1.6
C30-C31	-	-	-	-	0.1	-	-	-	1.5	0.6	0.8	1.6	1.2	1.3	2.1	1.0	0.3	0.39	0.09	0.9
C32	-	-	-	-	-	-	0.2	0.4	0.5	0.6	1.9	1.6	4.2	4.0	7.3	8.1	0.6	0.86	0.13	1.3
C33-C34	-	-	-	-	0.1	0.3	0.3	1.3	2.8	3.3	7.6	10.3	14.5	14.8	15.7	25.3	2.4	3.13	0.25	5.9
C37-C38	-	-	-	-	-	0.1	-	-	0.3	-	0.4	0.5	-	2.0	2.1	2.0	0.2	0.21	0.06	0.2
C40-C41	0.2	0.6	1.2	0.3	0.6	0.4	-	0.6	-	0.3	1.1	1.6	-	0.7	1.0	-	0.5	0.50	0.09	0.6
C43	-	-	-	-	-	-	0.2	0.4	-	-	-	-	-	-	1.0	1.0	0.1	0.07	0.03	0.1
C44	-	-	0.1	-	-	0.4	-	-	1.0	1.4	1.1	2.7	1.8	1.3	7.3	9.1	0.6	0.80	0.12	1.2
C45	-	-	-	-	-	-	-	-	-	-	-	-	-	-	-	-	-	-	-	-
C46	-	-	-	-	-	-	-	-	-	-	-	-	-	-	-	-	-	-	-	-
C47+C49	0.2	-	0.1	0.2	0.3	0.7	0.3	0.6	1.3	-	3.0	1.6	2.4	1.3	1.0	3.0	0.6	0.69	0.11	1.4
C50	-	0.2	0.3	-	0.3	2.6	7.1	16.7	36.6	49.3	63.6	92.9	91.1	91.9	90.0	125.7	19.8	24.47	0.69	53.9
C51	-	-	-	-	-	-	-	-	0.3	-	0.4	0.5	2.4	0.7	-	2.0	0.2	0.21	0.07	0.5
C52	-	-	-	-	-	-	-	0.4	0.3	0.3	2.7	2.2	3.0	1.3	2.1	1.0	0.4	0.50	0.10	1.3
C53	-	-	-	-	0.4	1.3	2.8	10.8	15.5	26.5	40.4	43.8	52.5	48.3	39.8	39.5	10.0	12.38	0.49	29.2
C54	-	-	-	-	0.1	0.3	0.2	0.6	0.5	2.8	11.1	12.4	11.5	14.1	14.7	19.3	2.2	2.88	0.24	5.6
C55	-	-	-	-	-	-	-	0.2	-	0.8	1.1	0.5	0.6	0.7	4.2	3.0	0.3	0.33	0.08	0.5
C56	0.2	0.2	0.3	0.6	0.7	1.0	1.6	2.8	4.5	9.2	10.7	21.1	22.3	22.1	24.1	39.5	4.4	5.55	0.33	10.5
C57	-	-	-	-	-	-	-	-	-	0.3	-	-	-	0.7	-	-	-	0.04	0.03	0.1
C58	-	-	-	-	-	-	-	-	-	-	-	-	-	-	-	-	-	-	-	-
C64	0.2	-	0.1	-	0.4	0.1	-	0.2	1.8	0.6	1.5	1.1	3.6	2.7	4.2	6.1	0.6	0.78	0.12	1.3
C65	-	-	-	-	-	-	-	-	-	-	-	-	-	-	-	-	-	-	-	-
C66	-	-	-	-	-	-	-	-	-	-	-	-	0.6	-	-	-	-	0.02	0.02	0.1
C67	-	-	-	0.2	0.3	-	-	-	0.3	0.3	1.1	2.2	1.8	3.4	7.3	12.2	0.6	0.77	0.13	0.8
C68	-	-	-	-	-	-	-	-	-	-	-	-	-	-	-	-	-	-	-	-
C69	0.2	-	-	-	-	-	0.2	-	0.3	0.3	0.4	-	0.6	-	-	-	0.1	0.11	0.05	0.2
C70-C72	0.5	1.5	1.0	0.8	1.1	0.7	1.9	1.7	1.8	2.8	5.7	8.1	5.4	6.0	6.3	9.1	2.0	2.33	0.21	3.9
C73	-	0.2	-	0.2	0.8	0.6	0.9	1.7	2.0	2.0	1.9	-	4.8	3.4	3.1	4.1	1.0	1.07	0.14	2.0
C74	-	0.2	-	-	-	-	-	-	-	0.3	-	-	-	-	-	-	-	0.04	0.02	0.1
C81	-	0.2	-	0.3	0.1	-	0.2	0.4	0.8	0.6	0.4	0.5	-	-	2.1	1.0	0.3	0.27	0.07	0.5
C82-85,C96	0.2	0.4	-	0.3	0.3	0.7	0.7	0.6	2.0	1.7	2.7	8.1	7.8	6.7	16.7	13.2	1.6	2.03	0.20	3.3
C88	-	-	-	-	-	-	-	-	-	-	-	-	-	-	-	-	-	-	-	-
C90	-	-	-	-	-	0.1	0.2	0.2	0.5	0.6	0.4	6.5	4.2	1.3	2.1	3.0	0.5	0.69	0.12	1.7
C91	-	0.9	0.7	0.6	0.3	0.1	0.2	0.2	0.3	0.8	0.8	0.5	0.6	0.7	2.1	3.0	0.5	0.54	0.10	0.5
C92-C94	0.4	0.4	0.3	0.2	0.3	0.4	0.3	0.9	0.5	1.4	1.5	3.2	1.2	5.4	3.1	2.0	0.8	0.89	0.13	1.4
C95	0.5	0.2	-	-	-	-	0.2	0.4	0.5	0.6	1.5	1.1	2.4	-	2.1	-	0.3	0.44	0.09	1.0
O&U	-	-	0.1	0.2	0.8	0.3	0.5	0.6	2.8	2.5	4.2	4.9	7.2	8.7	13.6	14.2	1.6	2.01	0.20	3.4
All	2.7	5.0	4.7	4.4	8.2	12.6	22.3	50.2	94.7	133.5	210.3	293.9	336.0	338.2	394.7	518.8	68.5	85.5	1.29	169.1

TABLE: PUN-5(a): Number (#) and Proportion (%) of Cancers by Site (ICD-10) and Method of Diagnosis: 2006-2008 - Males

Pune

ICD-10	Site	Clinical		Microscopic		X-Ray / Imaging		DCO		Others		Unknown		Total	
		#	%	#	%	#	%	#	%	#	%	#	%	#	%
C00	Lip	1	7.7	12	92.3	-	-	-	-	-	-	-	-	13	100.0
C01-C02	Tongue	12	6.6	164	89.6	1	0.5	6	3.3	-	-	-	-	183	100.0
C03-C06	Mouth	50	12.9	326	83.8	-	-	12	3.1	1	0.3	-	-	389	100.0
C07-C08	Salivary Gland	8	36.4	14	63.6	-	-	-	-	-	-	-	-	22	100.0
C09	Tonsil	2	15.4	11	84.6	-	-	-	-	-	-	-	-	13	100.0
C10	Oth. Oropharynx	2	14.3	11	78.6	-	-	1	7.1	-	-	-	-	14	100.0
C11	Nasopharynx	2	15.4	10	76.9	1	7.7	-	-	-	-	-	-	13	100.0
C12-C13	Hypopharynx	5	6.7	67	89.3	-	-	3	4.0	-	-	-	-	75	100.0
C14	Pharynx Unspecified	3	18.8	8	50.0	-	-	5	31.3	-	-	-	-	16	100.0
C15	Oesophagus	26	10.9	178	74.5	2	0.8	33	13.8	-	-	-	-	239	100.0
C16	Stomach	10	5.4	153	83.2	-	-	20	10.9	1	0.5	-	-	184	100.0
C17	Small Intestine	1	11.1	7	77.8	-	-	1	11.1	-	-	-	-	9	100.0
C18	Colon	10	6.3	140	87.5	-	-	10	6.3	-	-	-	-	160	100.0
C19-C20	Rectum	12	8.4	117	81.8	3	2.1	11	7.7	-	-	-	-	143	100.0
C21	Anus & Anal Canal	3	18.8	12	75.0	-	-	1	6.3	-	-	-	-	16	100.0
C22	Liver	4	2.2	172	94.5	2	1.1	4	2.2	-	-	-	-	182	100.0
C23-C24	Gallbladder etc.	8	18.6	32	74.4	1	2.3	2	4.7	-	-	-	-	43	100.0
C25	Pancreas	26	24.5	58	54.7	1	0.9	21	19.8	-	-	-	-	106	100.0
C30-C31	Nose, Sinuses etc.	3	10.3	25	86.2	-	-	1	3.4	-	-	-	-	29	100.0
C32	Larynx	29	12.4	195	83.7	-	-	9	3.9	-	-	-	-	233	100.0
C33-C34	Lung etc.	36	12.3	220	75.3	1	0.3	35	12.0	-	-	-	-	292	100.0
C37-C38	Other Thoracic Organs	1	7.7	12	92.3	-	-	-	-	-	-	-	-	13	100.0
C40-C41	Bone	2	4.1	46	93.9	-	-	1	2.0	-	-	-	-	49	100.0
C43	Melanoma of Skin	-	-	6	100.0	-	-	-	-	-	-	-	-	6	100.0
C44	Other Skin	-	-	50	98.0	-	-	1	2.0	-	-	-	-	51	100.0
C45	Mesothelioma	-	-	-	-	-	-	-	-	-	-	-	-	-	-
C46	Kaposi Sarcoma	-	-	-	-	-	-	-	-	-	-	-	-	-	-
C47+C49	Conn. & Soft Tissue	-	-	65	100.0	-	-	-	-	-	-	-	-	65	100.0
C50	Breast	2	5.7	30	85.7	-	-	3	8.6	-	-	-	-	35	100.0
C60	Penis	5	11.4	39	88.6	-	-	-	-	-	-	-	-	44	100.0
C61	Prostate	17	5.1	287	85.4	-	-	31	9.2	1	0.3	-	-	336	100.0
C62	Testis	-	-	21	87.5	-	-	3	12.5	-	-	-	-	24	100.0
C63	Other Male Genital	-	-	1	100.0	-	-	-	-	-	-	-	-	1	100.0
C64	Kidney etc.	1	1.2	77	93.9	1	1.2	3	3.7	-	-	-	-	82	100.0
C65	Renal Pelvis	-	-	-	-	-	-	-	-	-	-	-	-	-	-
C66	Ureter	-	-	1	100.0	-	-	-	-	-	-	-	-	1	100.0
C67	Bladder	5	3.7	119	88.1	1	0.7	10	7.4	-	-	-	-	135	100.0
C68	Uns. Urinary Organs	-	-	-	-	-	-	-	-	-	-	-	-	-	-
C69	Eye	-	-	4	100.0	-	-	-	-	-	-	-	-	4	100.0
C70-C72	Brain, Nervous System	2	0.9	211	99.1	-	-	-	-	-	-	-	-	213	100.0
C73	Thyroid	1	4.3	22	95.7	-	-	-	-	-	-	-	-	23	100.0
C74	Adrenal Gland	-	-	-	-	-	-	-	-	-	-	-	-	-	-
C81	Hodgkins Disease	-	-	36	100.0	-	-	-	-	-	-	-	-	36	100.0
C82-85,C96	NHL	-	-	193	100.0	-	-	-	-	-	-	-	-	193	100.0
C88	Malig Imn.Prol D	-	-	-	-	-	-	-	-	-	-	-	-	-	-
C90	Multiple Myeloma	-	-	57	100.0	-	-	-	-	-	-	-	-	57	100.0
C91	Lymphoid Leuk.	-	-	58	100.0	-	-	-	-	-	-	-	-	58	100.0
C92-C94	Myeloid Leukaemia	-	-	64	100.0	-	-	-	-	-	-	-	-	64	100.0
C95	Leukaemia Uns	-	-	27	100.0	-	-	-	-	-	-	-	-	27	100.0
O&U	Other and Uns	18	11.5	124	79.5	-	-	14	9.0	-	-	-	-	156	100.0
	All Sites	307	7.6	3482	86.0	14	0.3	241	6.0	3.0	0.1	-	-	4047	100.0

TABLE: PUN-5(b): Number (#) and Proportion (%) of Cancers by Site (ICD-10) and Method of Diagnosis : 2006-2008 - Females
Pune

ICD-10	Site	Clinical		Microscopic		X-Ray / Imaging		DCO		Others		Unknown		Total	
		#	%	#	%	#	%	#	%	#	%	#	%	#	%
C00	Lip	-	-	8	100.0	-	-	-	-	-	-	-	-	8	100.0
C01-C02	Tongue	5	5.4	87	94.6	-	-	-	-	-	-	-	-	92	100.0
C03-C06	Mouth	25	11.7	173	81.2	-	-	15	7.0	-	-	-	-	213	100.0
C07-C08	Salivary Gland	3	21.4	11	78.6	-	-	-	-	-	-	-	-	14	100.0
C09	Tonsil	-	-	5	83.3	-	-	1	16.7	-	-	-	-	6	100.0
C10	Oth. Oropharynx	-	-	5	100.0	-	-	-	-	-	-	-	-	5	100.0
C11	Nasopharynx	2	28.6	4	57.1	-	-	1	14.3	-	-	-	-	7	100.0
C12-C13	Hypopharynx	2	7.1	26	92.9	-	-	-	-	-	-	-	-	28	100.0
C14	Pharynx Unspecified	2	20.0	6	60.0	-	-	2	20.0	-	-	-	-	10	100.0
C15	Oesophagus	21	12.6	123	73.7	-	-	23	13.8	-	-	-	-	167	100.0
C16	Stomach	5	6.8	58	79.5	-	-	10	13.7	-	-	-	-	73	100.0
C17	Small Intestine	1	12.5	6	75.0	-	-	1	12.5	-	-	-	-	8	100.0
C18	Colon	8	7.3	90	82.6	-	-	11	10.1	-	-	-	-	109	100.0
C19-C20	Rectum	8	7.5	92	86.8	-	-	6	5.7	-	-	-	-	106	100.0
C21	Anus & Anal Canal	1	5.0	19	95.0	-	-	-	-	-	-	-	-	20	100.0
C22	Liver	3	4.0	69	92.0	1	1.3	2	2.7	-	-	-	-	75	100.0
C23-C24	Gallbladder etc.	9	18.0	34	68.0	-	-	7	14.0	-	-	-	-	50	100.0
C25	Pancreas	12	18.5	41	63.1	1	1.5	11	16.9	-	-	-	-	65	100.0
C30-C31	Nose, Sinuses etc.	5	23.8	15	71.4	-	-	1	4.8	-	-	-	-	21	100.0
C32	Larynx	6	14.0	30	69.8	-	-	7	16.3	-	-	-	-	43	100.0
C33-C34	Lung etc.	19	11.9	120	75.0	-	-	21	13.1	-	-	-	-	160	100.0
C37-C38	Other Thoracic Organs	-	-	11	100.0	-	-	-	-	-	-	-	-	11	100.0
C40-C41	Bone	1	3.0	31	93.9	-	-	1	3.0	-	-	-	-	33	100.0
C43	Melanoma of Skin	-	-	5	100.0	-	-	-	-	-	-	-	-	5	100.0
C44	Other Skin	-	-	41	97.6	-	-	1	2.4	-	-	-	-	42	100.0
C45	Mesothelioma	-	-	-	-	-	-	-	-	-	-	-	-	-	-
C46	Kaposi Sarcoma	-	-	-	-	-	-	-	-	-	-	-	-	-	-
C47 + C49	Conn. & Soft Tissue	-	-	41	100.0	-	-	-	-	-	-	-	-	41	100.0
C50	Breast	47	3.6	1200	91.5	-	-	65	5.0	-	-	-	-	1312	100.0
C51	Vulva	1	10.0	9	90.0	-	-	-	-	-	-	-	-	10	100.0
C52	Vagina	3	12.0	21	84.0	-	-	1	4.0	-	-	-	-	25	100.0
C53	Cervix Uteri	51	7.7	586	88.1	2	0.3	26	3.9	-	-	-	-	665	100.0
C54	Corpus Uteri	8	5.6	131	91.0	-	-	5	3.5	-	-	-	-	144	100.0
C55	Uterus Unspecified	2	11.8	8	47.1	-	-	7	41.2	-	-	-	-	17	100.0
C56	Ovary etc.	22	7.5	234	79.6	1	0.3	37	12.6	-	-	-	-	294	100.0
C57	Other Female Genital	-	-	2	100.0	-	-	-	-	-	-	-	-	2	100.0
C58	Placenta	-	-	-	-	-	-	-	-	-	-	-	-	-	-
C64	Kidney etc.	-	-	40	95.2	-	-	2	4.8	-	-	-	-	42	100.0
C65	Renal Pelvis	-	-	-	-	-	-	-	-	-	-	-	-	-	-
C66	Ureter	-	-	1	100.0	-	-	-	-	-	-	-	-	1	100.0
C67	Bladder	-	-	35	89.7	-	-	4	10.3	-	-	-	-	39	100.0
C68	Uns. Urinary Organs	-	-	-	-	-	-	-	-	-	-	-	-	-	-
C69	Eye	2	33.3	4	66.7	-	-	-	-	-	-	-	-	6	100.0
C70-C72	Brain, Nervous System	2	1.5	134	98.5	-	-	-	-	-	-	-	-	136	100.0
C73	Thyroid	3	4.5	61	92.4	-	-	2	3.0	-	-	-	-	66	100.0
C74	Adrenal Gland	-	-	2	100.0	-	-	-	-	-	-	-	-	2	100.0
C81	Hodgkins Disease	-	-	17	100.0	-	-	-	-	-	-	-	-	17	100.0
C82-85,C96	NHL	-	-	107	100.0	-	-	-	-	-	-	-	-	107	100.0
C88	Malig Imn.Prol D	-	-	-	-	-	-	-	-	-	-	-	-	-	-
C90	Multiple Myeloma	-	-	34	100.0	-	-	-	-	-	-	-	-	34	100.0
C91	Lymphoid Leuk.	-	-	33	100.0	-	-	-	-	-	-	-	-	33	100.0
C92-C94	Myeloid Leukaemia	-	-	51	100.0	-	-	-	-	-	-	-	-	51	100.0
C95	Leukaemia Uns	-	-	23	100.0	-	-	-	-	-	-	-	-	23	100.0
O&U	Other and Uns	15	13.8	88	80.7	-	-	6	5.5	-	-	-	-	109	100.0
	All Sites	294	6.5	3972	87.4	5	0.1	276	6.1	-	-	-	-	4547	100.0

TABLE: PUN-6(a): Number (#) and Proportion (%) of Cancers by Site (ICD-10) and Detailed Microscopic Diagnosis: 2006-2008 - Males Pune

ICD-10	Site	Pri. Hist		Sec. Hist		Cytology		Blood Film		Bone Marrow		Others		Total	
		#	%	#	%	#	%	#	%	#	%	#	%	#	%
C00	Lip	12	92.3	-	-	-	-	-	-	-	-	1	7.7	13	100.0
C01-C02	Tongue	163	89.1	-	-	1	0.5	-	-	-	-	19	10.4	183	100.0
C03-C06	Mouth	323	83.0	1	0.3	2	0.5	-	-	-	-	63	16.2	389	100.0
C07-C08	Salivary Gland	12	54.5	1	4.5	1	4.5	-	-	-	-	8	36.4	22	100.0
C09	Tonsil	11	84.6	-	-	-	-	-	-	-	-	2	15.4	13	100.0
C10	Oth. Oropharynx	11	78.6	-	-	-	-	-	-	-	-	3	21.4	14	100.0
C11	Nasopharynx	9	69.2	1	7.7	-	-	-	-	-	-	3	23.1	13	100.0
C12-C13	Hypopharynx	66	88.0	-	-	1	1.3	-	-	-	-	8	10.7	75	100.0
C14	Pharynx Unspecified	8	50.0	-	-	-	-	-	-	-	-	8	50.0	16	100.0
C15	Oesophagus	176	73.6	1	0.4	1	0.4	-	-	-	-	61	25.5	239	100.0
C16	Stomach	151	82.1	1	0.5	1	0.5	-	-	-	-	31	16.8	184	100.0
C17	Small Intestine	5	55.6	2	22.2	-	-	-	-	-	-	2	22.2	9	100.0
C18	Colon	139	86.9	1	0.6	-	-	-	-	-	-	20	12.5	160	100.0
C19-C20	Rectum	117	81.8	-	-	-	-	-	-	-	-	26	18.2	143	100.0
C21	Anus & Anal Canal	12	75.0	-	-	-	-	-	-	-	-	4	25.0	16	100.0
C22	Liver	171	94.0	-	-	1	0.5	-	-	-	-	10	5.5	182	100.0
C23-C24	Gallbladder etc.	32	74.4	-	-	-	-	-	-	-	-	11	25.6	43	100.0
C25	Pancreas	54	50.9	3	2.8	1	0.9	-	-	-	-	48	45.3	106	100.0
C30-C31	Nose, Sinuses etc.	25	86.2	-	-	-	-	-	-	-	-	4	13.8	29	100.0
C32	Larynx	192	82.4	2	0.9	1	0.4	-	-	-	-	38	16.3	233	100.0
C33-C34	Lung etc.	198	67.8	12	4.1	10	3.4	-	-	-	-	72	24.7	292	100.0
C37-C38	Other Thoracic Organs	10	76.9	-	-	2	15.4	-	-	-	-	1	7.7	13	100.0
C40-C41	Bone	46	93.9	-	-	-	-	-	-	-	-	3	6.1	49	100.0
C43	Melanoma of Skin	6	100.0	-	-	-	-	-	-	-	-	-	-	6	100.0
C44	Other Skin	49	96.1	1	2.0	-	-	-	-	-	-	1	2.0	51	100.0
C45	Mesothelioma	-	-	-	-	-	-	-	-	-	-	-	-	-	-
C46	Kaposi Sarcoma	-	-	-	-	-	-	-	-	-	-	-	-	-	-
C47 + C49	Conn. & Soft Tissue	64	98.5	-	-	1	1.5	-	-	-	-	-	-	65	100.0
C50	Breast	30	85.7	-	-	-	-	-	-	-	-	5	14.3	35	100.0
C60	Penis	39	88.6	-	-	-	-	-	-	-	-	5	11.4	44	100.0
C61	Prostate	281	83.6	6	1.8	-	-	-	-	-	-	49	14.6	336	100.0
C62	Testis	21	87.5	-	-	-	-	-	-	-	-	3	12.5	24	100.0
C63	Other Male Genital	1	100.0	-	-	-	-	-	-	-	-	-	-	1	100.0
C64	Kidney etc.	77	93.9	-	-	-	-	-	-	-	-	5	6.1	82	100.0
C65	Renal Pelvis	-	-	-	-	-	-	-	-	-	-	-	-	-	-
C66	Ureter	1	100.0	-	-	-	-	-	-	-	-	-	-	1	100.0
C67	Bladder	117	86.7	2	1.5	-	-	-	-	-	-	16	11.9	135	100.0
C68	Uns. Urinary Organs	-	-	-	-	-	-	-	-	-	-	-	-	-	-
C69	Eye	4	100.0	-	-	-	-	-	-	-	-	-	-	4	100.0
C70-C72	Brain, Nervous System	211	99.1	-	-	-	-	-	-	-	-	2	0.9	213	100.0
C73	Thyroid	22	95.7	-	-	-	-	-	-	-	-	1	4.3	23	100.0
C74	Adrenal Gland	-	-	-	-	-	-	-	-	-	-	-	-	-	-
C81	Hodgkins Disease	35	97.2	-	-	-	-	-	-	1	2.8	-	-	36	100.0
C82-85,C96	NHL	193	100.0	-	-	-	-	-	-	-	-	-	-	193	100.0
C88	Malig Imn.Prol D	-	-	-	-	-	-	-	-	-	-	-	-	-	-
C90	Multiple Myeloma	3	5.3	-	-	-	-	-	-	54	94.7	-	-	57	100.0
C91	Lymphoid Leuk.	-	-	-	-	-	-	-	-	58	100.0	-	-	58	100.0
C92-C94	Myeloid Leukaemia	-	-	-	-	-	-	-	-	64	100.0	-	-	64	100.0
C95	Leukaemia Uns	-	-	-	-	-	-	-	-	27	100.0	-	-	27	100.0
O&U	Other and Uns	72	46.2	48	30.8	4	2.6	-	-	-	-	32	20.5	156	100.0
	All Sites	3169	78.3	82	2.0	27	0.7	-	-	204	5.0	565	14.0	4047	100.0

TABLE: PUN-6(b): Number (#) and Proportion (%) of Cancers by Site (ICD-10) and Detailed Microscopic Diagnosis: 2006-2008 - Females - Pune

ICD-10	Site	Pri. Hist		Sec. Hist		Cytology		Blood Film		Bone Marrow		Others		Total	
		#	%	#	%	#	%	#	%	#	%	#	%	#	%
C00	Lip	8	100.0	-	-	-	-	-	-	-	-	-	-	8	100.0
C01-C02	Tongue	87	94.6	-	-	-	-	-	-	-	-	5	5.4	92	100.0
C03-C06	Mouth	173	81.2	-	-	-	-	-	-	-	-	40	18.8	213	100.0
C07-C08	Salivary Gland	10	71.4	-	-	1	7.1	-	-	-	-	3	21.4	14	100.0
C09	Tonsil	5	83.3	-	-	-	-	-	-	-	-	1	16.7	6	100.0
C10	Oth. Oropharynx	5	100.0	-	-	-	-	-	-	-	-	-	-	5	100.0
C11	Nasopharynx	4	57.1	-	-	-	-	-	-	-	-	3	42.9	7	100.0
C12-C13	Hypopharynx	26	92.9	-	-	-	-	-	-	-	-	2	7.1	28	100.0
C14	Pharynx Unspecified	6	60.0	-	-	-	-	-	-	-	-	4	40.0	10	100.0
C15	Oesophagus	123	73.7	-	-	-	-	-	-	-	-	44	26.3	167	100.0
C16	Stomach	58	79.5	-	-	-	-	-	-	-	-	15	20.5	73	100.0
C17	Small Intestine	6	75.0	-	-	-	-	-	-	-	-	2	25.0	8	100.0
C18	Colon	89	81.7	1	0.9	-	-	-	-	-	-	19	17.4	109	100.0
C19-C20	Rectum	91	85.8	1	0.9	-	-	-	-	-	-	14	13.2	106	100.0
C21	Anus & Anal Canal	19	95.0	-	-	-	-	-	-	-	-	1	5.0	20	100.0
C22	Liver	68	90.7	-	-	1	1.3	-	-	-	-	6	8.0	75	100.0
C23-C24	Gallbladder etc.	33	66.0	-	-	1	2.0	-	-	-	-	16	32.0	50	100.0
C25	Pancreas	38	58.5	1	1.5	2	3.1	-	-	-	-	24	36.9	65	100.0
C30-C31	Nose, Sinuses etc.	15	71.4	-	-	-	-	-	-	-	-	6	28.6	21	100.0
C32	Larynx	30	69.8	-	-	-	-	-	-	-	-	13	30.2	43	100.0
C33-C34	Lung etc.	112	70.0	5	3.1	3	1.9	-	-	-	-	40	25.0	160	100.0
C37-C38	Other Thoracic Organs	9	81.8	-	-	2	18.2	-	-	-	-	-	-	11	100.0
C40-C41	Bone	30	90.9	1	3.0	-	-	-	-	-	-	2	6.1	33	100.0
C43	Melanoma of Skin	5	100.0	-	-	-	-	-	-	-	-	-	-	5	100.0
C44	Other Skin	41	97.6	-	-	-	-	-	-	-	-	1	2.4	42	100.0
C45	Mesothelioma	-	-	-	-	-	-	-	-	-	-	-	-	-	-
C46	Kaposi Sarcoma	-	-	-	-	-	-	-	-	-	-	-	-	-	-
C47 + C49	Conn. & Soft Tissue	41	100.0	-	-	-	-	-	-	-	-	-	-	41	100.0
C50	Breast	1182	90.1	14	1.1	4	0.3	-	-	-	-	112	8.5	1312	100.0
C51	Vulva	9	90.0	-	-	-	-	-	-	-	-	1	10.0	10	100.0
C52	Vagina	21	84.0	-	-	-	-	-	-	-	-	4	16.0	25	100.0
C53	Cervix Uteri	585	88.0	-	-	1	0.2	-	-	-	-	79	11.9	665	100.0
C54	Corpus Uteri	131	91.0	-	-	-	-	-	-	-	-	13	9.0	144	100.0
C55	Uterus Unspecified	8	47.1	-	-	-	-	-	-	-	-	9	52.9	17	100.0
C56	Ovary etc.	231	78.6	1	0.3	2	0.7	-	-	-	-	60	20.4	294	100.0
C57	Other Female Genital	2	100.0	-	-	-	-	-	-	-	-	-	-	2	100.0
C58	Placenta	-	-	-	-	-	-	-	-	-	-	-	-	-	-
C64	Kidney etc.	39	92.9	1	2.4	-	-	-	-	-	-	2	4.8	42	100.0
C65	Renal Pelvis	-	-	-	-	-	-	-	-	-	-	-	-	-	-
C66	Ureter	1	100.0	-	-	-	-	-	-	-	-	-	-	1	100.0
C67	Bladder	35	89.7	-	-	-	-	-	-	-	-	4	10.3	39	100.0
C68	Uns. Urinary Organs	-	-	-	-	-	-	-	-	-	-	-	-	-	-
C69	Eye	4	66.7	-	-	-	-	-	-	-	-	2	33.3	6	100.0
C70-C72	Brain, Nervous System	131	96.3	1	0.7	2	1.5	-	-	-	-	2	1.5	136	100.0
C73	Thyroid	60	90.9	1	1.5	-	-	-	-	-	-	5	7.6	66	100.0
C74	Adrenal Gland	2	100.0	-	-	-	-	-	-	-	-	-	-	2	100.0
C81	Hodgkins Disease	17	100.0	-	-	-	-	-	-	-	-	-	-	17	100.0
C82-85,C96	NHL	107	100.0	-	-	-	-	-	-	-	-	-	-	107	100.0
C88	Malig Imn.Prol D	-	-	-	-	-	-	-	-	-	-	-	-	-	-
C90	Multiple Myeloma	2	5.9	-	-	-	-	-	-	32	94.1	-	-	34	100.0
C91	Lymphoid Leuk.	-	-	-	-	-	-	-	-	33	100.0	-	-	33	100.0
C92-C94	Myeloid Leukaemia	-	-	-	-	-	-	-	-	51	100.0	-	-	51	100.0
C95	Leukaemia Uns	-	-	-	-	-	-	-	-	23	100.0	-	-	23	100.0
O&U	Other and Uns	53	48.6	33	30.3	2	1.8	-	-	-	-	21	19.3	109	100.0
	All Sites	3752	82.5	60	1.3	21	0.5	-	-	139	3.1	575	12.6	4547	100.0

**TABLE PUN-7 (a): Number of Cancer Deaths by Five Year Age Group and Site (ICD-10):
2006-2008 – Males**

%= Relative Proportion of Cancers of All Sites.

Pune

ICD-10	Site	0-4	5-9	10-14	15-19	20-24	25-29	30-34	35-39	40-44	45-49	50-54	55-59	60-64	65-69	70-74	75+	Unkn	Total	%
C00	Lip	-	-	-	-	-	-	-	-	-	-	-	-	-	-	-	1	-	1	0.06
C01-C02	Tongue	-	-	-	-	-	1	-	8	3	3	5	9	7	4	6	4	-	50	3.10
C03-C06	Mouth	-	1	-	-	-	-	3	4	10	4	14	11	14	17	14	9	-	101	6.26
C07-C08	Salivary Gland	-	-	-	-	-	-	-	-	-	-	1	-	1	1	-	-	-	3	0.19
C09	Tonsil	-	-	-	-	-	-	-	-	-	1	-	-	-	-	-	-	-	1	0.06
C10	Oth. Oropharynx	-	-	-	-	-	-	-	-	-	-	-	3	-	-	-	1	-	4	0.25
C11	Nasopharynx	-	-	-	2	-	-	-	-	-	1	-	-	-	-	-	-	-	3	0.19
C12-C13	Hypopharynx	-	-	-	-	-	-	1	-	2	-	2	2	2	4	1	5	-	19	1.18
C14	Pharynx Unspecified	-	-	-	-	-	-	-	-	2	1	4	-	1	2	-	1	-	11	0.68
C15	Oesophagus	-	-	-	-	-	1	3	6	2	4	6	10	13	18	19	40	-	122	7.56
C16	Stomach	-	-	-	-	-	2	1	2	1	4	7	15	14	14	17	25	-	102	6.32
C17	Small Intestine	-	-	-	-	-	-	-	1	-	-	-	1	-	1	2	-	-	5	0.31
C18	Colon	-	-	-	-	-	2	-	3	4	6	3	8	9	13	1	18	-	67	4.15
C19-C20	Rectum	-	-	-	-	-	-	3	4	1	2	5	6	4	7	8	8	-	48	2.98
C21	Anus & Anal Canal	-	-	-	-	-	-	-	-	-	-	1	-	1	2	-	2	-	6	0.37
C22	Liver	-	-	-	-	-	1	1	1	2	5	10	10	17	18	22	38	1	126	7.81
C23-C24	Gallbladder etc.	-	-	-	-	-	-	-	2	1	-	-	2	4	5	2	1	-	17	1.05
C25	Pancreas	-	-	-	-	-	1	-	2	2	1	10	9	15	5	8	21	-	74	4.59
C30-C31	Nose, Sinuses etc.	-	-	-	-	1	-	1	-	-	-	1	-	1	1	-	2	-	7	0.43
C32	Larynx	-	-	-	-	-	1	-	-	5	3	6	9	14	8	3	16	-	65	4.03
C33-C34	Lung etc.	-	-	-	-	2	-	1	2	7	4	14	16	19	31	23	39	-	158	9.80
C37-C38	Other Thoracic Organs	-	-	-	-	-	-	-	-	-	-	2	-	1	-	-	1	-	4	0.25
C40-C41	Bone	-	-	1	5	3	1	1	-	-	1	-	3	2	-	-	2	-	19	1.18
C43	Melanoma of Skin	-	-	-	1	-	-	-	-	1	-	-	-	-	-	1	-	-	3	0.19
C44	Other Skin	-	-	-	1	-	1	-	-	-	1	1	-	-	1	-	3	-	8	0.50
C45	Mesothelioma	-	-	-	-	-	-	-	-	-	-	-	-	-	-	-	-	-	-	-
C46	Kaposi Sarcoma	-	-	-	-	-	-	-	-	-	-	-	-	-	-	-	-	-	-	-
C47+C49	Conn. & Soft Tissue	1	-	-	-	-	1	-	-	-	1	1	1	-	2	1	4	-	12	0.74
C50	Breast	-	-	-	-	-	-	-	1	1	1	-	-	-	1	1	2	-	7	0.43
C60	Penis	-	-	-	-	-	-	-	-	-	-	-	1	-	3	-	2	-	6	0.37
C61	Prostate	-	-	-	-	-	-	-	-	-	1	1	6	10	13	30	71	1	133	8.25
C62	Testis	-	-	-	-	-	1	1	-	-	1	-	-	1	-	-	2	-	6	0.37
C63	Other Male Genital	-	-	-	-	-	-	-	-	-	-	-	-	-	-	-	-	-	-	-
C64	Kidney etc.	-	-	-	-	-	-	-	1	1	1	4	2	2	3	1	9	-	24	1.49
C65	Renal Pelvis	-	-	-	-	-	-	-	-	-	-	-	-	-	-	-	-	-	-	-
C66	Ureter	-	-	-	-	-	-	-	-	-	-	-	-	-	-	-	-	-	-	-
C67	Bladder	-	-	-	-	-	-	-	2	-	-	3	2	7	9	11	14	-	48	2.98
C68	Uns.Urinary Organs	-	-	-	-	-	-	-	-	-	-	-	-	-	-	-	-	-	-	-
C69	Eye	1	1	-	-	-	-	-	-	1	1	-	-	-	-	-	-	-	4	0.25
C70-C72	Brain, Nervous System	2	2	-	3	1	3	1	4	3	8	4	5	1	6	4	2	-	49	3.04
C73	Thyroid	-	-	-	-	-	-	-	-	-	-	1	1	2	1	-	-	1	6	0.37
C74	Adrenal Gland	-	-	-	-	-	-	-	-	-	-	-	-	-	-	-	-	-	-	-
C81	Hodgkins Disease	2	-	-	1	1	-	-	2	1	-	2	1	2	1	2	-	-	15	0.93
C82-85,C96	NHL	1	-	5	2	1	-	4	5	7	3	5	9	5	12	10	18	-	87	5.39
C88	Malig Imn.Prol D	-	-	-	-	-	-	-	-	-	-	-	-	-	-	-	-	-	-	-
C90	Multiple Myeloma	-	-	-	-	-	-	-	-	2	-	2	5	-	3	5	4	-	21	1.30
C91	Lymphoid Leuk.	2	4	2	1	1	3	4	-	1	1	1	1	1	1	-	3	-	26	1.61
C92-C94	Myeloid Leukaemia	1	1	2	1	1	4	1	2	1	4	1	3	5	6	5	2	-	40	2.48
C95	Leukaemia Uns	-	2	1	2	-	-	-	3	1	-	2	1	4	-	4	2	-	22	1.36
O&U	Other and Uns	-	-	-	-	-	-	4	2	3	3	8	5	8	18	10	21	1	83	5.15
All	Sites	10	11	11	19	11	23	30	57	65	66	127	157	187	231	211	393	4	1613	100.00

**TABLE PUN-7 (b): Number of Cancer Deaths by Five Year Age Group and Site (ICD-10):
2006-2008 – Females**

%= Relative Proportion of Cancers of All Sites.

Pune

ICD-10	Site	0-4	5-9	10-14	15-19	20-24	25-29	30-34	35-39	40-44	45-49	50-54	55-59	60-64	65-69	70-74	75+	Unkn	Total	%
C00	Lip	-	-	-	-	-	-	-	1	-	-	1	-	1	1	-	-	-	4	0.23
C01-C02	Tongue	-	-	-	-	-	-	3	-	4	2	3	5	2	-	2	2	-	23	1.34
C03-C06	Mouth	-	-	-	-	-	-	-	4	3	9	7	6	12	9	5	16	-	71	4.14
C07-C08	Salivary Gland	-	-	-	-	-	-	-	-	-	-	2	-	-	-	-	1	-	3	0.17
C09	Tonsil	-	-	-	-	-	-	-	1	-	-	-	1	-	-	-	1	-	3	0.17
C10	Oth. Oropharynx	-	-	-	-	-	-	-	-	-	-	-	1	-	-	-	-	-	1	0.06
C11	Nasopharynx	-	-	-	-	-	-	-	-	-	-	-	1	-	-	-	1	-	2	0.12
C12-C13	Hypopharynx	-	-	-	-	-	-	-	1	1	2	-	-	2	-	2	-	-	8	0.47
C14	Pharynx Unspecified	-	-	-	-	-	-	-	-	-	-	-	-	-	-	-	2	-	2	0.12
C15	Oesophagus	-	-	-	-	-	-	3	1	3	2	8	9	8	12	11	28	-	85	4.95
C16	Stomach	-	-	-	-	-	-	-	3	1	3	2	4	4	6	4	11	-	38	2.21
C17	Small Intestine	-	-	-	-	-	-	-	-	-	-	-	-	-	-	2	2	-	4	0.23
C18	Colon	-	-	-	-	-	3	1	1	4	2	6	3	8	5	9	16	-	58	3.38
C19-C20	Rectum	-	-	-	-	1	1	-	3	1	1	4	4	4	4	8	9	-	40	2.33
C21	Anus & Anal Canal	-	-	-	-	-	-	-	-	-	-	-	-	-	-	-	-	-	-	-
C22	Liver	-	-	-	-	-	-	1	2	4	3	4	7	5	5	5	14	-	50	2.91
C23-C24	Gallbladder etc.	-	-	-	-	-	-	-	-	-	1	4	3	4	5	2	7	-	26	1.52
C25	Pancreas	-	-	-	-	1	-	1	-	1	3	1	1	5	12	7	13	-	45	2.62
C30-C31	Nose, Sinuses etc.	-	-	-	-	-	-	-	-	1	-	-	2	2	-	1	1	-	7	0.41
C32	Larynx	-	-	-	-	-	-	-	-	-	1	2	1	2	-	4	7	-	17	0.99
C33-C34	Lung etc.	-	-	-	-	-	1	3	6	7	4	12	14	14	14	10	20	-	105	6.12
C37-C38	Other Thoracic Organs	-	-	-	-	-	1	-	-	1	-	-	-	-	1	1	1	-	5	0.29
C40-C41	Bone	-	1	3	-	1	-	-	-	-	2	1	2	-	-	1	-	1	12	0.70
C43	Melanoma of Skin	-	-	-	-	-	-	-	1	-	-	-	-	-	-	-	-	-	1	0.06
C44	Other Skin	-	-	-	-	-	-	-	-	-	1	-	-	-	1	1	2	1	6	0.35
C45	Mesothelioma	-	-	-	-	-	-	-	-	-	-	-	-	-	-	-	-	-	-	-
C46	Kaposi Sarcoma	-	-	-	-	-	-	-	-	-	-	-	-	-	-	-	-	-	-	-
C47+C49	Conn. & Soft Tissue	-	-	-	-	-	-	-	-	2	1	2	-	-	1	2	-	-	8	0.47
C50	Breast	-	-	-	-	-	2	11	21	43	57	41	59	36	50	34	79	1	434	25.29
C51	Vulva	-	-	-	-	-	-	-	-	-	-	-	-	2	-	-	4	-	6	0.35
C52	Vagina	-	-	-	-	-	-	-	-	1	-	-	-	-	-	1	1	-	3	0.17
C53	Cervix Uteri	-	-	-	-	-	2	-	10	13	25	20	20	13	16	16	27	-	162	9.44
C54	Corpus Uteri	-	-	-	-	-	-	1	1	-	1	1	4	2	3	6	7	-	26	1.52
C55	Uterus Unspecified	-	-	-	-	-	-	-	1	-	2	2	2	2	1	3	2	-	15	0.87
C56	Ovary etc.	-	-	-	-	2	2	4	4	7	14	9	21	21	19	20	31	-	154	8.97
C57	Other Female Genital	-	-	-	-	-	-	-	-	-	-	-	-	-	1	-	-	-	1	0.06
C58	Placenta	-	-	-	-	-	-	-	-	-	-	-	-	-	-	-	-	-	-	-
C64	Kidney etc.	-	-	-	-	-	-	-	-	2	-	1	1	3	3	2	4	-	16	0.93
C65	Renal Pelvis	-	-	-	-	-	-	-	-	-	-	-	-	-	-	-	-	-	-	-
C66	Ureter	-	-	-	-	-	-	-	-	-	-	-	-	1	-	-	-	-	1	0.06
C67	Bladder	-	-	-	1	-	-	-	-	-	-	-	-	-	4	5	6	-	16	0.93
C68	Uns. Urinary Organs	-	-	-	-	-	-	-	-	-	-	-	-	-	-	-	-	-	-	-
C69	Eye	-	-	-	-	-	-	-	-	-	-	-	-	1	-	-	-	-	1	0.06
C70-C72	Brain, Nervous System	2	2	1	3	-	2	1	1	1	1	5	7	3	4	-	2	-	35	2.04
C73	Thyroid	-	-	-	-	-	-	-	1	-	-	-	-	1	1	2	3	-	8	0.47
C74	Adrenal Gland	-	-	-	-	-	-	-	-	-	-	-	-	-	-	-	-	-	-	-
C81	Hodgkins Disease	-	-	-	-	-	-	-	1	2	-	1	-	-	-	1	-	-	5	0.29
C82-85,C96	NHL	-	1	-	-	-	3	-	-	4	2	3	5	5	9	7	7	-	46	2.68
C88	Malig Imn.Prol D	-	-	-	-	-	-	-	-	-	-	-	-	-	-	-	-	-	-	-
C90	Multiple Myeloma	-	-	-	-	-	-	-	-	1	1	1	5	6	-	2	2	-	18	1.05
C91	Lymphoid Leuk.	-	2	1	1	3	-	1	1	-	1	2	-	1	1	2	3	-	19	1.11
C92-C94	Myeloid Leukaemia	2	2	2	2	2	2	2	4	2	4	3	5	1	7	3	2	-	45	2.62
C95	Leukaemia Uns	3	1	-	-	-	2	2	1	2	1	3	1	4	-	2	1	-	23	1.34
O&U	Other and Uns	-	-	-	-	2	-	1	3	3	4	7	5	6	7	8	11	1	58	3.38
	All Sites	7	9	7	7	12	21	35	73	114	150	158	199	182	202	192	345	3	1716	100.00

TABLE: PUN-8(a):
Average Annual Age Specific, Crude (CR), Age Adjusted (AAR) (with Standard Error (SE)) and
Truncated (35-64 yrs) (TR) Mortality Rate per 100,000 population: 2006-2008 - Males
Pune

ICD-10	0-4	5-9	10-14	15-19	20-24	25-29	30-34	35-39	40-44	45-49	50-54	55-59	60-64	65-69	70-74	>75	CR	AAR	SE	TR
C00	-	-	-	-	-	-	-	-	-	-	-	-	-	-	-	1.1	-	-	0.02	-
C01-C02	-	-	-	-	-	0.1	-	1.5	0.6	0.8	1.6	4.4	4.4	3.2	6.9	4.4	0.7	0.9	0.14	2.0
C03-C06	-	0.2	-	-	-	-	0.5	0.7	2.1	1.1	4.4	5.4	8.8	13.6	16.0	9.9	1.4	2.0	0.20	3.3
C07-C08	-	-	-	-	-	-	-	-	-	-	0.3	-	0.6	0.8	-	-	-	0.1	0.04	0.1
C09	-	-	-	-	-	-	-	-	-	0.3	-	-	-	-	-	-	-	-	0.02	0.1
C10	-	-	-	-	-	-	-	-	-	-	-	1.5	-	-	-	1.1	0.1	0.1	0.04	0.2
C11	-	-	-	0.3	-	-	-	-	-	0.3	-	-	-	-	-	-	-	-	0.02	0.1
C12-C13	-	-	-	-	-	-	0.2	-	0.4	-	0.6	1.0	1.3	3.2	1.1	5.5	0.3	0.4	0.09	0.5
C14	-	-	-	-	-	-	-	-	0.4	0.3	1.3	-	0.6	1.6	-	1.1	0.1	0.2	0.06	0.4
C15	-	-	-	-	-	0.1	0.5	1.1	0.4	1.1	1.9	4.9	8.2	14.4	21.8	43.8	1.7	2.6	0.24	2.5
C16	-	-	-	-	-	0.3	0.2	0.4	0.2	1.1	2.2	7.4	8.8	11.2	19.5	27.4	1.4	2.2	0.22	2.8
C17	-	-	-	-	-	-	-	0.2	-	-	-	0.5	-	0.8	2.3	-	0.1	0.1	0.05	0.1
C18	-	-	-	-	-	0.3	-	0.6	0.9	1.6	0.9	3.9	5.7	10.4	1.1	19.7	0.9	1.4	0.17	2.0
C19-C20	-	-	-	-	-	-	0.5	0.7	0.2	0.5	1.6	2.9	2.5	5.6	9.2	8.8	0.6	0.9	0.14	1.2
C21	-	-	-	-	-	-	-	-	-	-	0.3	-	0.6	1.6	-	2.2	0.1	0.1	0.05	0.1
C22	-	-	-	-	-	0.1	0.2	0.2	0.4	1.3	3.1	4.9	10.7	14.4	25.2	41.7	1.7	2.7	0.24	2.9
C23-C24	-	-	-	-	-	-	-	0.4	0.2	-	-	1.0	2.5	4.0	2.3	1.1	0.2	0.4	0.09	0.6
C25	-	-	-	-	-	0.1	-	0.4	0.4	0.3	3.1	4.4	9.4	4.0	9.2	23.0	1.0	1.5	0.18	2.5
C30-C31	-	-	-	-	0.1	-	0.2	-	-	-	0.3	-	0.6	0.8	-	2.2	0.1	0.1	0.05	0.1
C32	-	-	-	-	-	0.1	-	-	1.1	0.8	1.9	4.4	8.8	6.4	3.4	17.5	0.9	1.4	0.17	2.4
C33-C34	-	-	-	-	0.2	-	0.2	0.4	1.5	1.1	4.4	7.8	11.9	24.9	26.3	42.7	2.1	3.3	0.27	3.8
C37-C38	-	-	-	-	-	-	-	-	-	-	0.6	-	0.6	-	-	1.1	0.1	0.1	0.04	0.2
C40-C41	-	-	0.1	0.6	0.3	0.1	0.2	-	-	0.3	-	1.5	1.3	-	-	2.2	0.3	0.3	0.07	0.4
C43	-	-	-	0.1	-	-	-	-	0.2	-	-	-	-	-	1.1	-	-	-	0.03	-
C44	-	-	-	0.1	-	0.1	-	-	-	0.3	0.3	-	-	0.8	-	3.3	0.1	0.1	0.05	0.1
C45	-	-	-	-	-	-	-	-	-	-	-	-	-	-	-	-	-	-	-	-
C46	-	-	-	-	-	-	-	-	-	-	-	-	-	-	-	-	-	-	-	-
C47+C49	0.2	-	-	-	-	0.1	-	-	-	0.3	0.3	0.5	-	1.6	1.1	4.4	0.2	0.2	0.07	0.2
C50	-	-	-	-	-	-	-	0.2	0.2	0.3	-	-	-	0.8	1.1	2.2	0.1	0.1	0.05	0.1
C60	-	-	-	-	-	-	-	-	-	-	-	0.5	-	2.4	-	2.2	0.1	0.1	0.06	0.1
C61	-	-	-	-	-	-	-	-	-	0.3	0.3	2.9	6.3	10.4	34.4	77.8	1.8	3.0	0.26	1.3
C62	-	-	-	-	-	0.1	0.2	-	-	0.3	-	-	0.6	-	-	2.2	0.1	0.1	0.05	0.1
C63	-	-	-	-	-	-	-	-	-	-	-	-	-	-	-	-	-	-	-	-
C64	-	-	-	-	-	-	-	0.2	0.2	0.3	1.3	1.0	1.3	2.4	1.1	9.9	0.3	0.5	0.10	0.6
C65	-	-	-	-	-	-	-	-	-	-	-	-	-	-	-	-	-	-	-	-
C66	-	-	-	-	-	-	-	-	-	-	-	-	-	-	-	-	-	-	-	-
C67	-	-	-	-	-	-	-	0.4	-	-	0.9	1.0	4.4	7.2	12.6	15.3	0.6	1.1	0.15	0.9
C68	-	-	-	-	-	-	-	-	-	-	-	-	-	-	-	-	-	-	-	-
C69	0.2	0.2	-	-	-	-	-	-	0.2	0.3	-	-	-	-	-	-	0.1	0.1	0.03	0.1
C70-C72	0.3	0.3	-	0.4	0.1	0.4	0.2	0.7	0.6	2.1	1.3	2.5	0.6	4.8	4.6	2.2	0.7	0.8	0.12	1.3
C73	-	-	-	-	-	-	-	-	-	-	0.3	0.5	1.3	0.8	-	-	0.1	0.1	0.05	0.3
C74	-	-	-	-	-	-	-	-	-	-	-	-	-	-	-	-	-	-	-	-
C81	0.3	-	-	0.1	0.1	-	-	0.4	0.2	-	0.6	0.5	1.3	0.8	2.3	-	0.2	0.3	0.07	0.4
C82-85,C96	0.2	-	0.7	0.3	0.1	-	0.6	0.9	1.5	0.8	1.6	4.4	3.1	9.6	11.5	19.7	1.2	1.6	0.18	1.9
C88	-	-	-	-	-	-	-	-	-	-	-	-	-	-	-	-	-	-	-	-
C90	-	-	-	-	-	-	-	-	0.4	-	0.6	2.5	-	2.4	5.7	4.4	0.3	0.4	0.09	0.5
C91	0.3	0.7	0.3	0.1	0.1	0.4	0.6	-	0.2	0.3	0.3	0.5	0.6	0.8	-	3.3	0.4	0.4	0.08	0.3
C92-C94	0.2	0.2	0.3	0.1	0.1	0.5	0.2	0.4	0.2	1.1	0.3	1.5	3.1	4.8	5.7	2.2	0.5	0.7	0.12	1.0
C95	-	0.3	0.1	0.3	-	-	-	0.6	0.2	-	0.6	0.5	2.5	-	4.6	2.2	0.3	0.4	0.09	0.6
O&U	-	-	-	-	-	-	0.6	0.4	0.6	0.8	2.5	2.5	5.0	14.4	11.5	23.0	1.1	1.7	0.19	1.7
All	1.6	1.9	1.5	2.5	1.3	3.0	4.6	10.6	13.8	17.5	39.9	77.0	117.5	185.2	241.7	430.8	21.8	32.7	0.83	39.6

TABLE: PUN-8(b):
Average Annual Age Specific, Crude (CR), Age Adjusted (AAR) (with Standard Error (SE)) and
Truncated (35-64 yrs) (TR) Mortality Rate per 100,000 population: 2006-2008 - Females
Pune

ICD-10	0-4	5-9	10-14	15-19	20-24	25-29	30-34	35-39	40-44	45-49	50-54	55-59	60-64	65-69	70-74	>75	CR	AAR	SE	TR
C00	-	-	-	-	-	-	-	0.2	-	-	0.4	-	0.6	0.7	-	-	0.1	0.1	0.04	0.2
C01-C02	-	-	-	-	-	-	0.5	-	1.0	0.6	1.1	2.7	1.2	-	2.1	2.0	0.3	0.4	0.09	1.0
C03-C06	-	-	-	-	-	-	-	0.8	0.8	2.5	2.7	3.2	7.2	6.0	5.2	16.2	1.1	1.4	0.17	2.6
C07-C08	-	-	-	-	-	-	-	-	-	-	0.8	-	-	-	-	1.0	-	0.1	0.03	0.1
C09	-	-	-	-	-	-	-	0.2	-	-	-	0.5	-	-	-	1.0	-	0.1	0.03	0.1
C10	-	-	-	-	-	-	-	-	-	-	-	0.5	-	-	-	-	-	-	0.02	0.1
C11	-	-	-	-	-	-	-	-	-	-	-	0.5	-	-	-	1.0	-	-	0.03	0.1
C12-C13	-	-	-	-	-	-	-	0.2	0.3	0.6	-	-	1.2	-	2.1	-	0.1	0.1	0.05	0.3
C14	-	-	-	-	-	-	-	-	-	-	-	-	-	-	-	2.0	-	-	0.03	-
C15	-	-	-	-	-	-	0.5	0.2	0.8	0.6	3.0	4.9	4.8	8.1	11.5	28.4	1.3	1.7	0.19	2.0
C16	-	-	-	-	-	-	-	0.6	0.3	0.8	0.8	2.2	2.4	4.0	4.2	11.1	0.6	0.7	0.12	1.0
C17	-	-	-	-	-	-	-	-	-	-	-	-	-	-	2.1	2.0	0.1	0.1	0.04	-
C18	-	-	-	-	-	0.4	0.2	0.2	1.0	0.6	2.3	1.6	4.8	3.4	9.4	16.2	0.9	1.1	0.15	1.5
C19-C20	-	-	-	-	0.1	0.1	-	0.6	0.3	0.3	1.5	2.2	2.4	2.7	8.4	9.1	0.6	0.8	0.12	1.0
C21	-	-	-	-	-	-	-	-	-	-	-	-	-	-	-	-	-	-	-	-
C22	-	-	-	-	-	-	0.2	0.4	1.0	0.8	1.5	3.8	3.0	3.4	5.2	14.2	0.8	1.0	0.14	1.6
C23-C24	-	-	-	-	-	-	-	-	-	0.3	1.5	1.6	2.4	3.4	2.1	7.1	0.4	0.5	0.11	0.8
C25	-	-	-	-	0.1	-	0.2	-	0.3	0.8	0.4	0.5	3.0	8.1	7.3	13.2	0.7	0.9	0.14	0.7
C30-C31	-	-	-	-	-	-	-	-	0.3	-	-	1.1	1.2	-	1.0	1.0	0.1	0.1	0.06	0.3
C32	-	-	-	-	-	-	-	-	-	0.3	0.8	0.5	1.2	-	4.2	7.1	0.3	0.4	0.09	0.4
C33-C34	-	-	-	-	-	0.1	0.5	1.1	1.8	1.1	4.6	7.6	8.4	9.4	10.5	20.3	1.6	2.0	0.20	3.6
C37-C38	-	-	-	-	-	0.1	-	-	0.3	-	-	-	-	0.7	1.0	1.0	0.1	0.1	0.04	-
C40-C41	-	0.2	0.4	-	0.1	-	-	-	-	0.6	0.4	1.1	-	-	1.0	-	0.2	0.2	0.06	0.3
C43	-	-	-	-	-	-	-	0.2	-	-	-	-	-	-	-	-	-	-	0.01	-
C44	-	-	-	-	-	-	-	-	-	0.3	-	-	0.6	0.7	2.1	1.0	0.1	0.1	0.05	0.1
C45	-	-	-	-	-	-	-	-	-	-	-	-	-	-	-	-	-	-	-	-
C46	-	-	-	-	-	-	-	-	-	-	-	-	-	-	-	-	-	-	-	-
C47+C49	-	-	-	-	-	-	-	-	0.5	0.3	0.8	-	-	0.7	2.1	-	0.1	0.1	0.05	0.3
C50	-	-	-	-	-	0.3	1.9	4.0	10.8	15.9	15.6	31.9	21.7	33.6	35.6	80.1	6.5	8.2	0.40	15.4
C51	-	-	-	-	-	-	-	-	-	-	-	-	1.2	-	-	4.1	0.1	0.1	0.05	0.2
C52	-	-	-	-	-	-	-	-	0.3	-	-	-	-	-	1.0	1.0	-	0.1	0.03	-
C53	-	-	-	-	-	0.3	-	1.9	3.3	7.0	7.6	10.8	7.8	10.7	16.7	27.4	2.4	3.1	0.25	6.0
C54	-	-	-	-	-	-	0.2	0.2	-	0.3	0.4	2.2	1.2	2.0	6.3	7.1	0.4	0.5	0.10	0.6
C55	-	-	-	-	-	-	-	0.2	-	0.6	0.8	1.1	1.2	0.7	3.1	2.0	0.2	0.3	0.08	0.6
C56	-	-	-	-	0.3	0.3	0.7	0.8	1.8	3.9	3.4	11.3	12.7	12.7	20.9	31.4	2.3	3.0	0.25	4.9
C57	-	-	-	-	-	-	-	-	-	-	-	-	-	0.7	-	-	-	-	0.02	-
C58	-	-	-	-	-	-	-	-	-	-	-	-	-	-	-	-	-	-	-	-
C64	-	-	-	-	-	-	-	-	0.5	-	0.4	0.5	1.8	2.0	2.1	4.1	0.2	0.3	0.08	0.5
C65	-	-	-	-	-	-	-	-	-	-	-	-	-	-	-	-	-	-	-	-
C66	-	-	-	-	-	-	-	-	-	-	-	-	0.6	-	-	-	-	-	0.02	0.1
C67	-	-	-	0.2	-	-	-	-	-	-	-	-	-	2.7	5.2	6.1	0.2	0.3	0.08	-
C68	-	-	-	-	-	-	-	-	-	-	-	-	-	-	-	-	-	-	-	-
C69	-	-	-	-	-	-	-	-	-	-	-	-	0.6	-	-	-	-	-	0.02	0.1
C70-C72	0.4	0.4	0.1	0.5	-	0.3	0.2	0.2	0.3	0.3	1.9	3.8	1.8	2.7	-	2.0	0.5	0.7	0.11	1.2
C73	-	-	-	-	-	-	-	0.2	-	-	-	-	0.6	0.7	2.1	3.0	0.1	0.2	0.06	0.1
C74	-	-	-	-	-	-	-	-	-	-	-	-	-	-	-	-	-	-	-	-
C81	-	-	-	-	-	-	-	0.2	0.5	-	0.4	-	-	-	1.0	-	0.1	0.1	0.04	0.2
C82-85,C96	-	0.2	-	-	-	0.4	-	-	1.0	0.6	1.1	2.7	3.0	6.0	7.3	7.1	0.7	0.9	0.13	1.2
C88	-	-	-	-	-	-	-	-	-	-	-	-	-	-	-	-	-	-	-	-
C90	-	-	-	-	-	-	-	0.3	0.3	0.4	2.7	3.6	-	2.1	2.0	2.0	0.3	0.4	0.09	1.0
C91	-	0.4	0.1	0.2	0.4	-	0.2	0.2	-	0.3	0.8	-	0.6	0.7	2.1	3.0	0.3	0.3	0.08	0.3
C92-C94	0.4	0.4	0.3	0.3	0.3	0.3	0.3	0.8	0.5	1.1	1.1	2.7	0.6	4.7	3.1	2.0	0.7	0.8	0.12	1.1
C95	0.5	0.2	-	-	-	0.3	0.3	0.2	0.5	0.3	1.1	0.5	2.4	-	2.1	1.0	0.3	0.4	0.09	0.8
O&U	-	-	-	-	0.3	-	0.2	0.6	0.8	1.1	2.7	2.7	3.6	4.7	8.4	11.1	0.9	1.1	0.15	1.7
All	1.3	1.7	1.0	1.1	1.7	3.0	6.1	13.8	28.6	41.8	60.2	107.5	109.8	135.6	201.0	349.6	25.9	33.1	0.81	54.0

**TABLE: PUN-9(a): Cumulative Rate (Cu.Rate%) & Cumulative Risk (Cu.Risk) of individual sites (ICD-10) based on age specific rates (from 0-64 years and from 0-74 years) : 2006-2008 - Males
Pune**

ICD-10	Site	0 - 64 Years		0 - 74 Years	
		Cu. Rate %	Cu. Risk	Cu. Rate%	Cu. Risk
C00	Lip	0.02	0.02	0.04	0.04
C01-C02	Tongue	0.23	0.23	0.39	0.39
C03-C06	Mouth	0.55	0.55	0.90	0.90
C07-C08	Salivary Gland	0.03	0.03	0.05	0.05
C09	Tonsil	0.01	0.01	0.03	0.03
C10	Oth. Oropharynx	0.02	0.02	0.02	0.02
C11	Nasopharynx	0.02	0.02	0.03	0.03
C12-C13	Hypopharynx	0.09	0.09	0.17	0.17
C14	Pharynx Unspecified	0.02	0.02	0.03	0.03
C15	Oesophagus	0.22	0.22	0.56	0.56
C16	Stomach	0.22	0.22	0.44	0.44
C17	Small Intestine	0.01	0.01	0.03	0.03
C18	Colon	0.16	0.16	0.36	0.36
C19-C20	Rectum	0.15	0.15	0.34	0.34
C21	Anus & Anal Canal	0.02	0.02	0.04	0.04
C22	Liver	0.18	0.18	0.45	0.45
C23-C24	Gallbladder etc.	0.05	0.05	0.13	0.13
C25	Pancreas	0.13	0.13	0.24	0.24
C30-C31	Nose, Sinuses etc.	0.03	0.03	0.05	0.05
C32	Larynx	0.27	0.27	0.60	0.60
C33-C34	Lung etc.	0.29	0.29	0.71	0.71
C37-C38	Other Thoracic Organs	0.02	0.02	0.02	0.02
C40-C41	Bone	0.05	0.05	0.07	0.07
C43	Melanoma of Skin	0.01	0.01	0.01	0.01
C44	Other Skin	0.06	0.06	0.10	0.10
C45	Mesothelioma	0.00	0.00	0.00	0.00
C46	Kaposi Sarcoma	0.00	0.00	0.00	0.00
C47 + C49	Conn. & Soft Tissue	0.07	0.07	0.11	0.11
C50	Breast	0.04	0.04	0.07	0.07
C60	Penis	0.04	0.04	0.09	0.09
C61	Prostate	0.19	0.19	0.77	0.78
C62	Testis	0.02	0.02	0.02	0.02
C63	Other Male Genital	0.00	0.00	0.00	0.00
C64	Kidney etc.	0.10	0.10	0.17	0.17
C65	Renal Pelvis	0.00	0.00	0.00	0.00
C66	Ureter	0.00	0.00	0.00	0.00
C67	Bladder	0.13	0.13	0.34	0.34
C68	Uns.Urinary Organs	0.00	0.00	0.00	0.00
C69	Eye	0.01	0.01	0.01	0.01
C70-C72	Brain, Nervous System	0.24	0.24	0.33	0.33
C73	Thyroid	0.03	0.03	0.04	0.04
C74	Adrenal Gland	0.00	0.00	0.00	0.00
C81	Hodgkins Disease	0.04	0.04	0.06	0.06
C82-85,C96	NHL	0.18	0.18	0.39	0.39
C88	Malig Imn.Prol D	0.00	0.00	0.00	0.00
C90	Multiple Myeloma	0.06	0.06	0.15	0.15
C91	Lymphoid Leuk.	0.05	0.05	0.06	0.06
C92-C94	Myeloid Leukaemia	0.06	0.06	0.12	0.12
C95	Leukaemia Uns	0.03	0.03	0.06	0.06
O&U *	Other and Uns	0.14	0.14	0.36	0.36
	All Sites	4.26	4.17	8.98	8.59

TABLE: PUN-9(b): Cumulative Rate (Cu.Rate%) & Cumulative Risk (Cu.Risk) of individual sites (ICD-10) based on age specific rates (from 0-64 years and from 0-74 years) : 2006-2008 - Females
Pune

ICD-10	Site	0 - 64 Years		0 - 74 Years	
		Cu. Rate %	Cu. Risk	Cu. Rate%	Cu. Risk
C00	Lip	0.01	0.01	0.03	0.03
C01-C02	Tongue	0.14	0.14	0.22	0.22
C03-C06	Mouth	0.30	0.30	0.47	0.47
C07-C08	Salivary Gland	0.01	0.01	0.03	0.03
C09	Tonsil	0.01	0.01	0.01	0.01
C10	Oth. Oropharynx	0.01	0.01	0.01	0.01
C11	Nasopharynx	0.01	0.01	0.01	0.01
C12-C13	Hypopharynx	0.04	0.04	0.07	0.07
C14	Pharynx Unspecified	0.02	0.02	0.02	0.02
C15	Oesophagus	0.18	0.18	0.37	0.38
C16	Stomach	0.07	0.07	0.14	0.14
C17	Small Intestine	0.01	0.01	0.02	0.02
C18	Colon	0.11	0.11	0.23	0.23
C19-C20	Rectum	0.13	0.13	0.25	0.25
C21	Anus & Anal Canal	0.02	0.02	0.06	0.06
C22	Liver	0.08	0.08	0.15	0.15
C23-C24	Gallbladder etc.	0.06	0.06	0.10	0.10
C25	Pancreas	0.06	0.06	0.15	0.15
C30-C31	Nose, Sinuses etc.	0.03	0.03	0.05	0.05
C32	Larynx	0.05	0.05	0.10	0.10
C33-C34	Lung etc.	0.20	0.20	0.35	0.36
C37-C38	Other Thoracic Organs	0.01	0.01	0.03	0.03
C40-C41	Bone	0.03	0.03	0.04	0.04
C43	Melanoma of Skin	0.00	0.00	0.01	0.01
C44	Other Skin	0.04	0.04	0.09	0.09
C45	Mesothelioma	0.00	0.00	0.00	0.00
C46	Kaposi Sarcoma	0.00	0.00	0.00	0.00
C47+C49	Conn. & Soft Tissue	0.05	0.05	0.07	0.07
C50	Breast	1.80	1.79	2.68	2.72
C51	Vulva	0.02	0.02	0.02	0.02
C52	Vagina	0.04	0.04	0.06	0.06
C53	Cervix Uteri	0.97	0.96	1.40	1.41
C54	Corpus Uteri	0.20	0.20	0.34	0.34
C55	Uterus Unspecified	0.02	0.02	0.04	0.04
C56	Ovary etc.	0.38	0.38	0.61	0.61
C57	Other Female Genital	0.00	0.00	0.00	0.00
C58	Placenta	0.00	0.00	0.00	0.00
C64	Kidney etc.	0.05	0.05	0.08	0.08
C65	Renal Pelvis	0.00	0.00	0.00	0.00
C66	Ureter	0.00	0.00	0.00	0.00
C67	Bladder	0.03	0.03	0.08	0.08
C68	Uns.Urinary Organs	0.00	0.00	0.00	0.00
C69	Eye	0.01	0.01	0.01	0.01
C70-C72	Brain, Nervous System	0.17	0.17	0.23	0.23
C73	Thyroid	0.08	0.08	0.11	0.11
C74	Adrenal Gland	0.00	0.00	0.00	0.00
C81	Hodgkins Disease	0.02	0.02	0.03	0.03
C82-85,C96	NHL	0.13	0.13	0.24	0.24
C88	Malig Imn.Prol D	0.00	0.00	0.00	0.00
C90	Multiple Myeloma	0.06	0.06	0.08	0.08
C91	Lymphoid Leuk.	0.03	0.03	0.04	0.04
C92-C94	Myeloid Leukaemia	0.06	0.06	0.10	0.10
C95	Leukaemia Uns	0.04	0.04	0.05	0.05
O&U *	Other and Uns	0.12	0.12	0.23	0.23
	All Sites	5.89	5.72	9.56	9.12

POPULATION BASED CANCER REGISTRY, THIRUVANANTHAPURAM

Regional Cancer Centre, Thiruvananthapuram

Dr Paul Sebastian, Director, RCC, Thiruvananthapuram

Dr Aleyamma Mathew, Principal Investigator, Addl. Prof. in Stat & Epidemiology

Dr Preethi Sara George, Co-Investigator, Lecturer in Bio-Statistics

The PBCR, Thiruvananthapuram taluk was established in 2006 under the NCRP (ICMR) with the objectives of assessing the magnitude and pattern of cancer incidence and mortality rates as well as estimating relative survival of various cancers. The Taluk covers an area of 300 sq. km. with a population of 1.114 million (67% urban and 33% rural) as per 2001 census. Data collection was started retrospectively since 1st January 2005 and has completed 5 years in December 2009. In this report, cancer incidence and mortality rates for 2005-2008 have been presented.

A reliable data collection methodology has been established for the PBCR, functioning at RCC covering the areas of Thiruvananthapuram City (urban) & three adjoining community development blocks (rural) since 1994. The same methodology is adopted for the PBCR, Thiruvananthapuram Taluk by visiting government / private hospitals and pathology laboratories. The main sources of information for incidence data are the HBCR of RCC and the two medical college hospitals located in the same campus.

All deaths except accidents / natural calamity are collected from the vital statistics offices. Initially, all cancer deaths are compared with the 'cancer incidence database'. Deaths are checked for matching with the incidence database of the old registry also as 90% of the Taluk registry are covered by this old registry. Any cancer death collected from the vital statistics office, but not reported in the incidence database are included in the cancer mortality as well as incidence database (DCO) after verification through house visits. Further, when follow-up information is updated, any cancer death if obtained is checked for matching in the 'cancer mortality database'. If not found, 'non-cancer specific-mortality database' is further checked. If all details except cause of death are matched with this database, such deaths are also added to the 'cancer mortality database' and their cause of death is corrected.

The quality and completeness of coverage of the registry is reviewed through the proportions of microscopic confirmation of cancer cases, DCO and fatality ratio. More than 10% increase in the fatality ratio was observed during the 4-year period.

Quality Indices and overall Incidence and Mortality rates

Quality indices and rates	2005(n=1304)		2006(n=1399)		2007(n=1516)		2008(n=1536)	
	M	F	M	F	M	F	M	F
Microscopic verification (%)	79.2	85.8	74.0	82.4	77.2	84.5	70.8	82.7
DCO (%)	7.5	5.9	11.2	6.7	11.4	10.0	8.0	5.2
Fatality ratio (%)	35.6	22.7	44.3	27.6	50.2	32.4	45.9	33.0
Incidence rate per 100,000	110.4	102.8	119.1	106.2	129.3	110.7	127.5	112.9
Mortality rate per 100,000	39.1	23.4	53.1	29.8	64.3	35.8	58.0	36.2

Registry Staff, PBCR, Thiruvananthapuram

Mrs Ajimol Mani	:	Computer Programmer
Mrs Shyma Chandrasekhar	:	Data Entry Operator
Mrs Aparna S.	:	Field Investigator
Mr George C. Mathew	:	Field Investigator
Mr Ashok Kumar B.S.	:	Field Investigator

Main Sources of Registration of Incident Cases of Cancer: 2005-2008

Thiruvananthapuram

Name of the Institution	Number	%
Regional Cancer Centre, Thiruvananthapuram	3676	63.9
Medical College Hospital, Thiruvananthapuram	1528	26.6
Others	551	9.6
Total	5755	100.0

1. Institutions listed have registered at least one percent of all cases in the registry for the combined years 2005-2008.
2. The numbers and proportion listed are the minimum number of cases. Institutions could have registered/ reported more cases, since duplicate registrations and non-resident/registry cases are not included.

Figure TVM-1
Population Pyramid showing Age Distribution: 2006-2008
Thiruvananthapuram

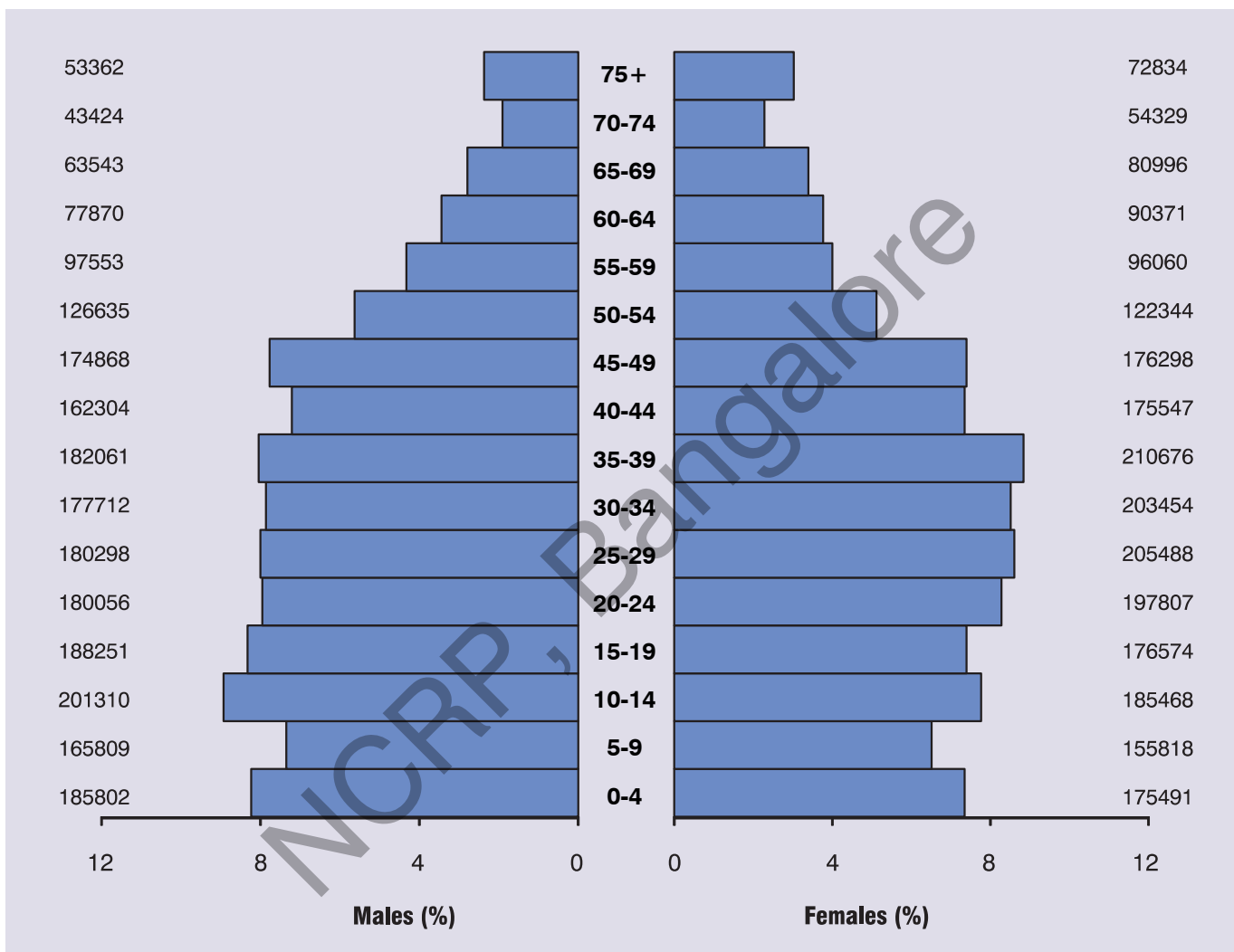


TABLE TVM-1
Population by Five Year Age Group and Gender: 2006-2008
Number and Relative Proportion (%)
Thiruvananthapuram

Age Group	Males		Females	
	Number	%	Number	%
0-4	185802	8.2	175491	7.4
5-9	165809	7.3	155818	6.5
10-14	201310	8.9	185468	7.8
15-19	188251	8.3	176574	7.4
20-24	180056	8.0	197807	8.3
25-29	180298	8.0	205488	8.6
30-34	177712	7.9	203454	8.6
35-39	182061	8.1	210676	8.9
40-44	162304	7.2	175547	7.4
45-49	174868	7.7	176298	7.4
50-54	126635	5.6	122344	5.1
55-59	97553	4.3	96060	4.0
60-64	77870	3.4	90371	3.8
65-69	63543	2.8	80996	3.4
70-74	43424	1.9	54329	2.3
75+	53362	2.4	72834	3.1
Total	2260858	100.0	2379556	100.0

**TABLE TVM-3 (a): Number of Incident Cancers by Five Year Age Group and Site (ICD-10):
2005-2008 – Males**

%= Relative Proportion of Cancers of All Sites.

Thiruvananthapuram

ICD-10	Site	0-4	5-9	10-14	15-19	20-24	25-29	30-34	35-39	40-44	45-49	50-54	55-59	60-64	65-69	70-74	75+	Unkn	Total	%
C00	Lip	-	-	-	-	1	-	-	-	1	2	-	1	1	-	-	1	-	7	0.25
C01-C02	Tongue	-	-	-	-	-	3	1	6	9	15	21	25	23	12	13	10	-	138	4.84
C03-C06	Mouth	-	-	-	-	-	-	4	2	3	19	17	21	25	24	20	20	-	155	5.44
C07-C08	Salivary Gland	-	-	1	-	-	-	2	3	1	2	1	2	1	4	2	3	-	22	0.77
C09	Tonsil	-	-	1	-	-	-	-	1	-	1	3	3	1	4	2	1	-	17	0.60
C10	Oth. Oropharynx	-	-	-	-	-	-	-	-	2	5	4	12	17	5	4	7	-	56	1.96
C11	Nasopharynx	-	-	-	-	1	-	2	1	-	1	1	-	2	-	1	1	-	10	0.35
C12-C13	Hypopharynx	-	-	-	-	-	-	-	2	1	5	7	11	10	6	12	10	-	64	2.24
C14	Pharynx Unspecified	-	-	-	-	-	-	-	-	-	-	-	-	-	-	-	-	-	-	-
C15	Oesophagus	-	-	-	1	-	-	-	1	2	11	15	19	16	14	12	13	-	104	3.65
C16	Stomach	-	-	1	-	1	1	2	5	4	6	12	18	23	14	15	14	-	116	4.07
C17	Small Intestine	-	-	-	-	-	-	1	-	-	-	1	-	-	-	1	-	-	3	0.11
C18	Colon	-	-	-	-	-	2	1	3	1	7	12	11	9	12	10	14	-	82	2.88
C19-C20	Rectum	-	-	-	-	-	-	2	1	5	9	4	12	17	17	16	13	-	96	3.37
C21	Anus & Anal Canal	-	-	-	-	-	-	-	-	-	-	-	-	2	-	-	-	-	2	0.07
C22	Liver	2	1	-	-	-	3	4	5	7	5	7	12	15	20	14	8	-	103	3.61
C23-C24	Gallbladder etc.	-	-	-	-	-	-	-	-	-	3	3	4	4	1	5	2	-	22	0.77
C25	Pancreas	-	-	-	-	-	-	1	1	4	8	8	7	9	12	1	6	-	57	2.00
C30-C31	Nose, Sinuses etc.	-	-	1	1	-	-	1	-	-	1	3	-	2	3	1	2	-	15	0.53
C32	Larynx	-	-	-	-	-	-	-	1	5	4	25	21	31	18	18	16	-	139	4.88
C33-C34	Lung etc.	-	-	-	-	-	2	2	1	14	24	42	52	65	45	48	47	-	342	12.00
C37-C38	Other Thoracic Organs	-	-	-	-	2	-	-	1	-	-	1	1	-	-	-	1	-	6	0.21
C40-C41	Bone	-	3	1	2	-	1	2	1	2	-	2	1	-	1	-	2	-	18	0.63
C43	Melanoma of Skin	-	-	-	-	-	-	-	1	1	-	2	1	2	3	1	2	-	13	0.46
C44	Other Skin	-	-	-	-	-	-	1	-	2	-	2	3	7	5	4	3	-	27	0.95
C45	Mesothelioma	-	-	-	-	-	-	-	-	-	-	-	-	-	-	-	-	-	-	-
C46	Kaposi Sarcoma	-	-	-	-	-	-	-	-	-	-	-	-	-	-	-	-	-	-	-
C47+C49	Conn. & Soft Tissue	-	1	-	-	1	2	3	-	6	5	1	7	3	3	2	3	-	37	1.30
C50	Breast	-	-	-	-	-	1	-	-	1	1	2	2	4	3	1	1	-	16	0.56
C60	Penis	-	-	-	-	-	1	1	-	-	4	3	2	1	1	-	3	-	16	0.56
C61	Prostate	-	-	-	-	-	-	-	-	1	-	4	10	22	33	32	64	-	166	5.82
C62	Testis	1	-	-	1	3	2	5	2	3	-	1	1	-	2	-	-	-	21	0.74
C63	Other Male Genital	-	-	-	-	-	-	-	-	-	-	1	-	-	2	-	1	-	4	0.14
C64	Kidney etc.	2	-	-	1	1	-	1	2	2	3	5	4	5	7	3	4	-	40	1.40
C65	Renal Pelvis	-	-	-	-	-	-	-	-	-	1	-	-	1	-	-	-	-	2	0.07
C66	Ureter	-	-	-	-	-	-	-	-	-	-	-	-	-	-	-	1	-	1	0.04
C67	Bladder	-	-	-	-	-	-	-	-	-	3	6	14	11	18	12	22	-	86	3.02
C68	Uns.Urinary Organs	-	1	-	-	-	-	-	-	-	-	-	-	-	-	-	-	-	1	0.04
C69	Eye	2	-	-	-	-	-	-	-	-	-	-	-	-	-	-	-	-	2	0.07
C70-C72	Brain, Nervous System	1	3	3	-	6	2	3	4	7	8	7	12	9	6	-	-	-	71	2.49
C73	Thyroid	-	-	-	7	-	6	5	8	8	3	6	4	3	2	3	3	-	58	2.03
C74	Adrenal Gland	-	-	-	-	-	-	-	-	-	-	-	-	-	-	1	1	-	2	0.07
C81	Hodgkins Disease	-	3	2	3	2	2	-	3	-	1	3	3	-	-	-	1	-	23	0.81
C82-85,C96	NHL	-	-	1	2	1	2	-	4	9	14	7	24	15	11	9	12	-	111	3.89
C88	Malig Imn.Prol D	-	-	-	-	-	-	-	-	-	-	1	-	-	-	-	-	-	1	0.04
C90	Multiple Myeloma	-	-	-	-	-	1	-	2	1	2	8	10	8	10	11	5	-	58	2.03
C91	Lymphoid Leuk.	9	9	3	1	3	2	1	-	1	-	-	1	1	3	1	4	-	39	1.37
C92-C94	Myeloid Leukaemia	-	2	3	1	3	3	3	7	7	9	5	4	2	4	3	5	-	61	2.14
C95	Leukaemia Uns	-	1	-	1	-	1	-	-	1	-	-	-	-	1	3	-	-	8	0.28
O&U	Other and Uns	1	-	-	-	3	2	4	2	23	43	51	53	35	68	58	70	-	413	14.49
	All Sites	18	24	17	21	28	39	52	70	134	225	304	388	402	394	339	396	-	2851	100.0

* O&U includes the Sites (ICD-10: C26, C39, C48, C75, C76, C77, C78, C79, C80, C97)

**TABLE TVM-3 (b): Number of Incident Cancers by Five Year Age Group and Site (ICD-10):
2005-2008 – Females**

%= Relative Proportion of Cancers of All Sites.

Thiruvananthapuram

ICD-10	Site	0-4	5-9	10-14	15-19	20-24	25-29	30-34	35-39	40-44	45-49	50-54	55-59	60-64	65-69	70-74	75+	Unkn	Total	%
C00	Lip	-	-	-	-	-	-	-	-	-	-	-	-	-	1	2	1	-	4	0.14
C01-C02	Tongue	-	-	-	-	-	-	1	4	3	4	7	11	9	11	12	13	-	75	2.58
C03-C06	Mouth	-	-	-	-	-	-	-	1	1	2	8	9	6	9	15	25	-	76	2.62
C07-C08	Salivary Gland	-	-	-	1	-	1	-	1	1	3	1	1	2	-	2	-	-	13	0.45
C09	Tonsil	-	-	-	-	-	-	-	-	-	-	2	1	2	-	-	1	-	6	0.21
C10	Oth. Oropharynx	-	-	-	-	-	-	-	-	-	-	-	-	-	-	-	-	-	-	-
C11	Nasopharynx	-	-	-	-	-	-	1	-	1	1	1	-	-	-	-	-	-	4	0.14
C12-C13	Hypopharynx	-	-	-	-	-	-	2	-	2	-	-	2	-	1	2	2	-	11	0.38
C14	Pharynx Unspecified	-	-	-	-	-	-	-	-	-	-	-	-	-	-	-	1	-	1	0.03
C15	Oesophagus	-	-	-	-	-	1	-	1	1	-	2	2	3	6	5	5	-	26	0.90
C16	Stomach	-	-	-	1	-	1	3	5	3	2	1	4	4	2	2	6	-	34	1.17
C17	Small Intestine	-	-	-	-	-	1	-	-	-	-	1	-	-	1	-	-	-	3	0.10
C18	Colon	-	-	-	-	-	2	1	4	2	9	9	6	5	8	4	4	-	54	1.86
C19-C20	Rectum	-	-	-	-	-	-	2	-	3	10	8	10	12	10	6	10	-	71	2.44
C21	Anus & Anal Canal	-	-	-	-	-	-	1	-	-	-	1	1	-	-	3	1	-	7	0.24
C22	Liver	-	-	-	-	-	-	2	1	1	2	2	1	3	2	3	1	-	18	0.62
C23-C24	Gallbladder etc.	-	-	-	-	-	1	-	-	2	2	2	3	2	4	1	4	-	21	0.72
C25	Pancreas	-	-	-	-	-	1	-	1	5	7	6	3	4	5	3	1	-	36	1.24
C30-C31	Nose, Sinuses etc.	-	-	-	-	-	-	-	1	1	-	3	2	1	-	2	3	-	13	0.45
C32	Larynx	-	-	-	-	-	-	-	-	-	1	2	3	3	1	-	-	-	10	0.34
C33-C34	Lung etc.	-	-	-	-	1	-	1	3	7	8	11	8	18	19	8	11	-	95	3.27
C37-C38	Other Thoracic Organs	-	-	-	-	1	1	-	-	-	-	-	-	1	1	-	-	-	4	0.14
C40-C41	Bone	1	1	3	1	-	-	1	-	-	-	-	-	-	1	2	-	-	11	0.38
C43	Melanoma of Skin	-	-	-	-	1	-	1	-	1	2	-	2	2	1	2	-	3	13	0.45
C44	Other Skin	1	-	-	-	-	2	1	2	-	4	4	1	1	1	6	3	-	26	0.90
C45	Mesothelioma	-	-	-	-	-	-	-	-	-	-	-	-	-	-	-	-	-	-	-
C46	Kaposi Sarcoma	-	-	-	-	-	-	-	-	-	-	-	-	-	-	-	-	-	-	-
C47+C49	Conn. & Soft Tissue	-	-	1	-	1	1	4	2	5	4	3	2	2	2	5	-	-	32	1.10
C50	Breast	-	-	-	-	-	13	28	70	85	159	132	147	95	90	38	34	-	891	30.68
C51	Vulva	-	-	-	-	-	-	-	-	-	-	-	1	1	-	-	2	-	4	0.14
C52	Vagina	-	-	-	-	-	-	-	-	1	1	-	-	1	-	5	2	-	10	0.34
C53	Cervix Uteri	-	-	-	-	-	-	3	6	19	32	36	35	30	30	21	23	-	235	8.09
C54	Corpus Uteri	-	-	-	-	-	2	2	4	5	5	11	27	27	16	17	11	-	127	4.37
C55	Uterus Unspecified	-	-	-	-	-	-	1	-	1	1	-	1	2	-	-	1	-	7	0.24
C56	Ovary etc.	-	-	3	2	5	5	8	11	15	16	38	18	19	15	10	7	-	172	5.92
C57	Other Female Genital	-	-	-	-	-	-	-	-	-	-	-	1	-	-	-	-	-	1	0.03
C58	Placenta	-	-	-	-	-	1	-	-	-	-	-	-	-	-	-	-	-	1	0.03
C64	Kidney etc.	1	-	-	-	1	1	-	-	1	-	1	3	-	3	-	4	-	15	0.52
C65	Renal Pelvis	-	-	-	-	-	-	-	-	-	-	-	-	-	-	-	-	-	-	-
C66	Ureter	-	-	-	-	-	-	-	-	-	-	-	-	-	-	-	-	-	-	-
C67	Bladder	-	-	-	1	1	-	-	1	-	1	-	3	3	3	-	3	-	16	0.55
C68	Uns. Urinary Organs	-	-	-	-	-	-	-	-	-	-	-	-	-	-	-	-	-	-	-
C69	Eye	1	-	-	1	-	-	-	-	-	-	-	-	-	-	-	-	-	2	0.07
C70-C72	Brain, Nervous System	2	1	1	1	4	1	4	2	4	9	5	6	1	5	1	-	-	47	1.62
C73	Thyroid	-	1	-	10	20	14	24	24	21	28	15	9	10	7	2	5	-	190	6.54
C74	Adrenal Gland	2	-	-	-	1	-	1	-	-	-	-	-	-	-	-	-	-	4	0.14
C81	Hodgkins Disease	1	-	-	4	3	-	3	1	1	1	1	-	2	1	-	-	-	18	0.62
C82-85,C96	NHL	-	-	1	3	1	1	3	4	2	5	6	8	4	12	15	7	-	72	2.48
C88	Malig Imn.Prol D	-	-	-	1	-	-	-	-	-	-	-	-	-	-	-	-	-	1	0.03
C90	Multiple Myeloma	-	-	-	-	-	-	-	1	-	2	4	10	9	9	12	3	-	50	1.72
C91	Lymphoid Leuk.	6	5	4	-	-	-	1	-	-	-	2	1	-	2	-	-	-	21	0.72
C92-C94	Myeloid Leukaemia	1	1	4	-	3	3	2	9	6	2	5	4	4	6	8	4	-	62	2.13
C95	Leukaemia Uns	-	1	1	-	-	-	-	-	1	2	-	2	1	-	-	-	-	8	0.28
O&U	Other and Uns	-	-	-	-	-	1	3	10	13	27	29	34	41	28	45	55	-	286	9.85
	All Sites	16	10	18	26	43	54	104	169	214	353	359	382	330	313	257	256	-	2904	100.0

* O&U includes the Sites (ICD-10: C26, C39, C48, C75, C76, C77, C78, C79, C80, C97)

TABLE: TVM-4(a):
Average Annual Age Specific, Crude (CR), Age Adjusted (AAR) (with Standard Error (SE)) and
Truncated (35-64 yrs) (TR) Incidence Rate per 100,000 population: 2005-2008 - Males
Thiruvananthapuram

ICD-10	0-4	5-9	10-14	15-19	20-24	25-29	30-34	35-39	40-44	45-49	50-54	55-59	60-64	65-69	70-74	>75	CR	AAR	SE	TR
C00	-	-	-	-	0.6	-	-	-	0.6	1.1	-	1.0	1.3	-	-	1.9	0.3	0.28	0.11	0.6
C01-C02	-	-	-	-	-	1.7	0.6	3.3	5.5	8.6	16.6	25.6	29.5	18.9	29.9	18.7	6.1	5.79	0.50	13.2
C03-C06	-	-	-	-	-	-	2.3	1.1	1.8	10.9	13.4	21.5	32.1	37.8	46.1	37.5	6.9	6.58	0.53	11.8
C07-C08	-	-	0.5	-	-	-	1.1	1.6	0.6	1.1	0.8	2.1	1.3	6.3	4.6	5.6	1.0	0.88	0.19	1.2
C09	-	-	0.5	-	-	-	-	0.5	-	0.6	2.4	3.1	1.3	6.3	4.6	1.9	0.8	0.72	0.18	1.2
C10	-	-	-	-	-	-	-	-	1.2	2.9	3.2	12.3	21.8	7.9	9.2	13.1	2.5	2.45	0.33	5.7
C11	-	-	-	-	0.6	-	1.1	0.5	-	0.6	0.8	-	2.6	-	2.3	1.9	0.4	0.40	0.13	0.7
C12-C13	-	-	-	-	-	-	-	1.1	0.6	2.9	5.5	11.3	12.8	9.4	27.6	18.7	2.8	2.73	0.34	4.9
C14	-	-	-	-	-	-	-	-	-	-	-	-	-	-	-	-	-	-	-	-
C15	-	-	-	0.5	-	-	-	0.5	1.2	6.3	11.8	19.5	20.5	22.0	27.6	24.4	4.6	4.43	0.44	8.6
C16	-	-	0.5	-	0.6	0.6	1.1	2.7	2.5	3.4	9.5	18.5	29.5	22.0	34.5	26.2	5.1	4.99	0.47	9.4
C17	-	-	-	-	-	-	0.6	-	-	-	0.8	-	-	-	2.3	-	0.1	0.12	0.07	0.1
C18	-	-	-	-	-	1.1	0.6	1.6	0.6	4.0	9.5	11.3	11.6	18.9	23.0	26.2	3.6	3.44	0.38	5.7
C19-C20	-	-	-	-	-	-	1.1	0.5	3.1	5.1	3.2	12.3	21.8	26.8	36.8	24.4	4.2	4.14	0.43	6.6
C21	-	-	-	-	-	-	-	-	-	-	-	-	2.6	-	-	-	0.1	0.10	0.07	0.3
C22	1.1	0.6	-	-	-	1.7	2.3	2.7	4.3	2.9	5.5	12.3	19.3	31.5	32.2	15.0	4.6	4.48	0.45	6.9
C23-C24	-	-	-	-	-	-	-	-	-	1.7	2.4	4.1	5.1	1.6	11.5	3.7	1.0	0.94	0.20	1.9
C25	-	-	-	-	-	-	0.6	0.5	2.5	4.6	6.3	7.2	11.6	18.9	2.3	11.2	2.5	2.39	0.32	4.9
C30-C31	-	-	0.5	0.5	-	-	0.6	-	-	0.6	2.4	-	2.6	4.7	2.3	3.7	0.7	0.64	0.17	0.8
C32	-	-	-	-	-	-	-	0.5	3.1	2.3	19.7	21.5	39.8	28.3	41.5	30.0	6.1	6.07	0.52	12.2
C33-C34	-	-	-	-	-	1.1	1.1	0.5	8.6	13.7	33.2	53.3	83.5	70.8	110.5	88.1	15.1	14.76	0.80	27.4
C37-C38	-	-	-	-	1.1	-	-	0.5	-	-	0.8	1.0	-	-	-	1.9	0.3	0.24	0.10	0.4
C40-C41	-	1.8	0.5	1.1	-	0.6	1.1	0.5	1.2	-	1.6	1.0	-	1.6	-	3.7	0.8	0.78	0.19	0.7
C43	-	-	-	-	-	-	-	0.5	0.6	-	1.6	1.0	2.6	4.7	2.3	3.7	0.6	0.56	0.16	0.9
C44	-	-	-	-	-	-	0.6	-	1.2	-	1.6	3.1	9.0	7.9	9.2	5.6	1.2	1.20	0.23	2.0
C45	-	-	-	-	-	-	-	-	-	-	-	-	-	-	-	-	-	-	-	-
C46	-	-	-	-	-	-	-	-	-	-	-	-	-	-	-	-	-	-	-	-
C47+C49	-	0.6	-	-	0.6	1.1	1.7	-	3.7	2.9	0.8	7.2	3.9	4.7	4.6	5.6	1.6	1.51	0.25	2.8
C50	-	-	-	-	-	0.6	-	-	0.6	0.6	1.6	2.1	5.1	4.7	2.3	1.9	0.7	0.71	0.18	1.4
C60	-	-	-	-	-	0.6	0.6	-	-	2.3	2.4	2.1	1.3	1.6	-	5.6	0.7	0.63	0.16	1.3
C61	-	-	-	-	-	-	-	-	0.6	-	3.2	10.3	28.3	51.9	73.7	119.9	7.3	7.17	0.56	5.6
C62	0.5	-	-	0.5	1.7	1.1	2.8	1.1	1.8	-	0.8	1.0	-	3.1	-	-	0.9	0.85	0.19	0.8
C63	-	-	-	-	-	-	-	-	-	-	0.8	-	-	3.1	-	1.9	0.2	0.17	0.09	0.1
C64	1.1	-	-	0.5	0.6	-	0.6	1.1	1.2	1.7	3.9	4.1	6.4	11.0	6.9	7.5	1.8	1.73	0.28	2.8
C65	-	-	-	-	-	-	-	-	-	0.6	-	-	1.3	-	-	-	0.1	0.09	0.06	0.3
C66	-	-	-	-	-	-	-	-	-	-	-	-	-	-	-	1.9	-	0.04	0.04	-
C67	-	-	-	-	-	-	-	-	-	1.7	4.7	14.4	14.1	28.3	27.6	41.2	3.8	3.71	0.40	4.8
C68	-	0.6	-	-	-	-	-	-	-	-	-	-	-	-	-	-	-	0.06	0.06	-
C69	1.1	-	-	-	-	-	-	-	-	-	-	-	-	-	-	-	0.1	0.13	0.09	-
C70-C72	0.5	1.8	1.5	-	3.3	1.1	1.7	2.2	4.3	4.6	5.5	12.3	11.6	9.4	-	-	3.1	3.02	0.36	6.1
C73	-	-	-	3.7	-	3.3	2.8	4.4	4.9	1.7	4.7	4.1	3.9	3.1	6.9	5.6	2.6	2.33	0.31	3.9
C74	-	-	-	-	-	-	-	-	-	-	-	-	-	-	2.3	1.9	0.1	0.08	0.06	-
C81	-	1.8	1.0	1.6	1.1	1.1	-	1.6	-	0.6	2.4	3.1	-	-	-	1.9	1.0	1.00	0.21	1.2
C82-85,C96	-	-	0.5	1.1	0.6	1.1	-	2.2	5.5	8.0	5.5	24.6	19.3	17.3	20.7	22.5	4.9	4.63	0.44	9.6
C88	-	-	-	-	-	-	-	-	-	-	0.8	-	-	-	-	-	-	0.04	0.04	0.1
C90	-	-	-	-	-	0.6	-	1.1	0.6	1.1	6.3	10.3	10.3	15.7	25.3	9.4	2.6	2.52	0.33	4.2
C91	4.8	5.4	1.5	0.5	1.7	1.1	0.6	-	0.6	-	-	1.0	1.3	4.7	2.3	7.5	1.7	2.03	0.33	0.4
C92-C94	-	1.2	1.5	0.5	1.7	1.7	1.7	3.8	4.3	5.1	3.9	4.1	2.6	6.3	6.9	9.4	2.7	2.45	0.32	4.1
C95	-	0.6	-	0.5	-	0.6	-	-	0.6	-	-	-	-	1.6	6.9	-	0.4	0.37	0.13	0.1
O&U	0.5	-	-	-	1.7	1.1	2.3	1.1	14.2	24.6	40.3	54.3	44.9	107.0	133.6	131.2	18.3	17.30	0.86	27.0
All	9.7	14.5	8.4	11.2	15.6	21.6	29.3	38.4	82.6	128.7	240.1	397.7	516.2	620.1	780.7	742.1	126.1	121.7	2.30	205.0

TABLE: TVM- 4(b):
Average Annual Age Specific, Crude (CR), Age Adjusted (AAR) (with Standard Error (SE)) and
Truncated (35-64 yrs) (TR) Incidence Rate per 100,000 population: 2005-2008 - Females
Thiruvananthapuram

ICD-10	0-4	5-9	10-14	15-19	20-24	25-29	30-34	35-39	40-44	45-49	50-54	55-59	60-64	65-69	70-74	>75	CR	AAR	SE	TR	
C00	-	-	-	-	-	-	-	-	-	-	-	-	1.2	3.7	1.4	0.2	0.14	0.07	-		
C01-C02	-	-	-	-	-	-	0.5	1.9	1.7	2.3	5.7	11.5	10.0	13.6	22.1	17.8	3.2	2.73	0.32	4.8	
C03-C06	-	-	-	-	-	-	-	0.5	0.6	1.1	6.5	9.4	6.6	11.1	27.6	34.3	3.2	2.67	0.31	3.5	
C07-C08	-	-	-	0.6	-	0.5	-	0.5	0.6	1.7	0.8	1.0	2.2	-	3.7	-	0.5	0.50	0.14	1.1	
C09	-	-	-	-	-	-	-	-	-	-	1.6	1.0	2.2	-	-	1.4	0.3	0.24	0.10	0.7	
C10	-	-	-	-	-	-	-	-	-	-	-	-	-	-	-	-	-	-	-	-	
C11	-	-	-	-	-	-	0.5	-	0.6	0.6	0.8	-	-	-	-	-	0.2	0.14	0.07	0.4	
C12-C13	-	-	-	-	-	-	1.0	-	1.1	-	-	2.1	-	1.2	3.7	2.7	0.5	0.38	0.11	0.5	
C14	-	-	-	-	-	-	-	-	-	-	-	-	-	-	-	1.4	-	0.03	0.03	-	
C15	-	-	-	-	-	0.5	-	0.5	0.6	-	1.6	2.1	3.3	7.4	9.2	6.9	1.1	0.94	0.19	1.2	
C16	-	-	-	0.6	-	0.5	1.5	2.4	1.7	1.1	0.8	4.2	4.4	2.5	3.7	8.2	1.4	1.19	0.21	2.2	
C17	-	-	-	-	-	0.5	-	-	-	-	0.8	-	-	1.2	-	-	0.1	0.12	0.07	0.1	
C18	-	-	-	-	-	1.0	0.5	1.9	1.1	5.1	7.4	6.2	5.5	9.9	7.4	5.5	2.3	1.99	0.27	4.3	
C19-C20	-	-	-	-	-	-	1.0	-	1.7	5.7	6.5	10.4	13.3	12.3	11.0	13.7	3.0	2.64	0.32	5.5	
C21	-	-	-	-	-	-	0.5	-	-	-	0.8	1.0	-	-	5.5	1.4	0.3	0.25	0.10	0.3	
C22	-	-	-	-	-	-	1.0	0.5	0.6	1.1	1.6	1.0	3.3	2.5	5.5	1.4	0.8	0.66	0.16	1.2	
C23-C24	-	-	-	-	-	0.5	-	-	1.1	1.1	1.6	3.1	2.2	4.9	1.8	5.5	0.9	0.77	0.17	1.4	
C25	-	-	-	-	-	0.5	-	0.5	2.8	4.0	4.9	3.1	4.4	6.2	5.5	1.4	1.5	1.35	0.23	3.2	
C30-C31	-	-	-	-	-	-	-	0.5	0.6	-	2.5	2.1	1.1	-	3.7	4.1	0.5	0.47	0.13	1.0	
C32	-	-	-	-	-	-	-	-	-	0.6	1.6	3.1	3.3	1.2	-	-	0.4	0.41	0.13	1.2	
C33-C34	-	-	-	-	0.5	-	0.5	1.4	4.0	4.5	9.0	8.3	19.9	23.5	14.7	15.1	4.0	3.55	0.37	7.0	
C37-C38	-	-	-	-	0.5	0.5	-	-	-	-	-	-	1.1	1.2	-	-	0.2	0.16	0.08	0.1	
C40-C41	0.6	0.6	1.6	0.6	-	-	0.5	-	-	0.6	-	-	-	1.2	3.7	-	0.5	0.50	0.16	0.1	
C43	-	-	-	-	0.5	-	0.5	-	0.6	1.1	-	2.1	2.2	1.2	-	4.1	0.5	0.46	0.13	0.9	
C44	0.6	-	-	-	-	1.0	0.5	0.9	-	2.3	3.3	1.0	1.1	1.2	11.0	4.1	1.1	0.96	0.19	1.4	
C45	-	-	-	-	-	-	-	-	-	-	-	-	-	-	-	-	-	-	-	-	
C46	-	-	-	-	-	-	-	-	-	-	-	-	-	-	-	-	-	-	-	-	
C47+C49	-	-	0.5	-	0.5	0.5	2.0	0.9	2.8	2.3	2.5	2.1	2.2	2.5	9.2	-	1.3	1.16	0.21	2.1	
C50	-	-	-	-	-	6.3	13.8	33.2	48.4	90.2	107.9	153.0	105.1	111.1	69.9	46.7	37.4	33.03	1.12	84.0	
C51	-	-	-	-	-	-	-	-	-	-	-	1.0	1.1	-	-	2.7	0.2	0.14	0.07	0.3	
C52	-	-	-	-	-	-	-	0.6	0.6	-	-	-	1.1	-	9.2	2.7	0.4	0.35	0.11	0.4	
C53	-	-	-	-	-	-	1.5	2.8	10.8	18.2	29.4	36.4	33.2	37.0	38.7	31.6	9.9	8.77	0.58	19.9	
C54	-	-	-	-	-	1.0	1.0	1.9	2.8	2.8	9.0	28.1	29.9	19.8	31.3	15.1	5.3	4.88	0.44	10.4	
C55	-	-	-	-	-	-	0.5	-	0.6	0.6	-	1.0	2.2	-	-	1.4	0.3	0.26	0.10	0.6	
C56	-	-	1.6	1.1	2.5	2.4	3.9	5.2	8.5	9.1	31.1	18.7	21.0	18.5	18.4	9.6	7.2	6.51	0.50	14.6	
C57	-	-	-	-	-	-	-	-	-	-	-	1.0	-	-	-	-	-	0.04	0.04	0.1	
C58	-	-	-	-	-	0.5	-	-	-	-	-	-	-	-	-	-	-	0.04	0.04	-	
C64	0.6	-	-	-	0.5	0.5	-	-	0.6	-	0.8	3.1	-	3.7	-	5.5	0.6	0.57	0.15	0.6	
C65	-	-	-	-	-	-	-	-	-	-	-	-	-	-	-	-	-	-	-	-	
C66	-	-	-	-	-	-	-	-	-	-	-	-	-	-	-	-	-	-	-	-	
C67	-	-	-	0.6	0.5	-	-	0.5	-	0.6	-	3.1	3.3	3.7	-	4.1	0.7	0.61	0.15	1.0	
C68	-	-	-	-	-	-	-	-	-	-	-	-	-	-	-	-	-	-	-	-	
C69	0.6	-	-	0.6	-	-	-	-	-	-	-	-	-	-	-	-	-	0.1	0.12	0.09	-
C70-C72	1.1	0.6	0.5	0.6	2.0	0.5	2.0	0.9	2.3	5.1	4.1	6.2	1.1	6.2	1.8	-	2.0	1.84	0.27	3.2	
C73	-	0.6	-	5.7	10.1	6.8	11.8	11.4	12.0	15.9	12.3	9.4	11.1	8.6	3.7	6.9	8.0	6.89	0.51	12.2	
C74	1.1	-	-	-	0.5	-	0.5	-	-	-	-	-	-	-	-	-	-	0.2	0.21	0.11	-
C81	0.6	-	-	2.3	1.5	-	1.5	0.5	0.6	0.6	0.8	-	2.2	1.2	-	-	0.8	0.75	0.18	0.7	
C82-85,C96	-	-	0.5	1.7	0.5	0.5	1.5	1.9	1.1	2.8	4.9	8.3	4.4	14.8	27.6	9.6	3.0	2.67	0.32	3.6	
C88	-	-	-	0.6	-	-	-	-	-	-	-	-	-	-	-	-	-	0.05	0.05	-	
C90	-	-	-	-	-	-	-	0.5	-	1.1	3.3	10.4	10.0	11.1	22.1	4.1	2.1	1.93	0.28	3.5	
C91	3.4	3.2	2.2	-	-	-	0.5	-	-	-	1.6	1.0	-	2.5	-	-	0.9	1.15	0.26	0.4	
C92-C94	0.6	0.6	2.2	-	1.5	1.5	1.0	4.3	3.4	1.1	4.1	4.2	4.4	7.4	14.7	5.5	2.6	2.33	0.30	3.5	
C95	-	0.6	0.5	-	-	-	-	-	0.6	1.1	-	2.1	1.1	-	-	-	0.3	0.34	0.12	0.7	
O&U	-	-	-	-	-	0.5	1.5	4.7	7.4	15.3	23.7	35.4	45.4	34.6	82.8	75.5	12.0	10.40	0.62	19.6	
All	9.1	6.4	9.7	14.7	21.7	26.3	51.1	80.2	121.9	200.2	293.4	397.7	365.2	386.4	473.0	351.5	122.0	108.3	2.03	223.6	

TABLE: TVM-5(a): Number (#) and Proportion (%) of Cancers by Site (ICD-10) and Method of Diagnosis: 2005-2008 - Males
Thiruvananthapuram

ICD-10	Site	Clinical		Microscopic		X-Ray / Imaging		DCO		Others		Unknown		Total	
		#	%	#	%	#	%	#	%	#	%	#	%	#	%
C00	Lip	-	-	6	85.7	-	-	-	-	1	14.3	-	-	7	100.0
C01-C02	Tongue	8	5.8	130	94.2	-	-	-	-	-	-	-	-	138	100.0
C03-C06	Mouth	15	9.7	139	89.7	-	-	-	-	-	-	1	0.6	155	100.0
C07-C08	Salivary Gland	2	9.1	18	81.8	-	-	-	-	-	-	2	9.1	22	100.0
C09	Tonsil	-	-	17	100.0	-	-	-	-	-	-	-	-	17	100.0
C10	Oth. Oropharynx	1	1.8	46	82.1	1	1.8	-	-	1	1.8	7	12.5	56	100.0
C11	Nasopharynx	-	-	6	60.0	3	30.0	-	-	1	10.0	-	-	10	100.0
C12-C13	Hypopharynx	1	1.6	54	84.4	3	4.7	-	-	-	-	6	9.4	64	100.0
C14	Pharynx Unspecified	-	-	-	-	-	-	-	-	-	-	-	-	-	-
C15	Oesophagus	-	-	90	86.5	3	2.9	1	1.0	4	3.8	6	5.8	104	100.0
C16	Stomach	-	-	97	83.6	11	9.5	2	1.7	2	1.7	4	3.4	116	100.0
C17	Small Intestine	-	-	3	100.0	-	-	-	-	-	-	-	-	3	100.0
C18	Colon	2	2.4	72	87.8	6	7.3	1	1.2	-	-	1	1.2	82	100.0
C19-C20	Rectum	2	2.1	86	89.6	2	2.1	2	2.1	2	2.1	2	2.1	96	100.0
C21	Anus & Anal Canal	-	-	2	100.0	-	-	-	-	-	-	-	-	2	100.0
C22	Liver	2	1.9	43	41.7	45	43.7	3	2.9	4	3.9	6	5.8	103	100.0
C23-C24	Gallbladder etc.	1	4.5	18	81.8	1	4.5	-	-	1	4.5	1	4.5	22	100.0
C25	Pancreas	1	1.8	33	57.9	19	33.3	1	1.8	3	5.3	-	-	57	100.0
C30-C31	Nose, Sinuses etc.	1	6.7	12	80.0	-	-	-	-	-	-	2	13.3	15	100.0
C32	Larynx	4	2.9	124	89.2	1	0.7	-	-	6	4.3	4	2.9	139	100.0
C33-C34	Lung etc.	3	0.9	256	74.9	64	18.7	4	1.2	7	2.0	8	2.3	342	100.0
C37-C38	Other Thoracic Organs	-	-	6	100.0	-	-	-	-	-	-	-	-	6	100.0
C40-C41	Bone	-	-	11	61.1	4	22.2	2	11.1	-	-	1	5.6	18	100.0
C43	Melanoma of Skin	-	-	12	92.3	-	-	-	-	-	-	1	7.7	13	100.0
C44	Other Skin	-	-	27	100.0	-	-	-	-	-	-	-	-	27	100.0
C45	Mesothelioma	-	-	-	-	-	-	-	-	-	-	-	-	-	-
C46	Kaposi Sarcoma	-	-	-	-	-	-	-	-	-	-	-	-	-	-
C47+C49	Conn. & Soft Tissue	-	-	34	91.9	1	2.7	-	-	-	-	2	5.4	37	100.0
C50	Breast	4	25.0	12	75.0	-	-	-	-	-	-	-	-	16	100.0
C60	Penis	-	-	16	100.0	-	-	-	-	-	-	-	-	16	100.0
C61	Prostate	6	3.6	128	77.1	23	13.9	1	0.6	1	0.6	7	4.2	166	100.0
C62	Testis	-	-	20	95.2	-	-	-	-	-	-	1	4.8	21	100.0
C63	Other Male Genital	-	-	4	100.0	-	-	-	-	-	-	-	-	4	100.0
C64	Kidney etc.	-	-	34	85.0	6	15.0	-	-	-	-	-	-	40	100.0
C65	Renal Pelvis	-	-	2	100.0	-	-	-	-	-	-	-	-	2	100.0
C66	Ureter	-	-	1	100.0	-	-	-	-	-	-	-	-	1	100.0
C67	Bladder	1	1.2	69	80.2	15	17.4	-	-	-	-	1	1.2	86	100.0
C68	Uns. Urinary Organs	-	-	1	100.0	-	-	-	-	-	-	-	-	1	100.0
C69	Eye	-	-	2	100.0	-	-	-	-	-	-	-	-	2	100.0
C70-C72	Brain, Nervous System	1	1.4	55	77.5	11	15.5	1	1.4	2	2.8	1	1.4	71	100.0
C73	Thyroid	3	5.2	54	93.1	-	-	1	1.7	-	-	-	-	58	100.0
C74	Adrenal Gland	-	-	2	100.0	-	-	-	-	-	-	-	-	2	100.0
C81	Hodgkins Disease	-	-	23	100.0	-	-	-	-	-	-	-	-	23	100.0
C82-85,C96	NHL	-	-	110	99.1	-	-	-	-	-	-	1	0.9	111	100.0
C88	Malig Imn.Prol D	-	-	1	100.0	-	-	-	-	-	-	-	-	1	100.0
C90	Multiple Myeloma	-	-	50	86.2	-	-	1	1.7	4	6.9	3	5.2	58	100.0
C91	Lymphoid Leuk.	-	-	39	100.0	-	-	-	-	-	-	-	-	39	100.0
C92-C94	Myeloid Leukaemia	-	-	61	100.0	-	-	-	-	-	-	-	-	61	100.0
C95	Leukaemia Uns	-	-	7	87.5	-	-	1	12.5	-	-	-	-	8	100.0
O&U	Other and Uns	6	1.5	110	26.6	35	8.5	248	60.0	2	0.5	12	2.9	413	100.0
	All Sites	64	2.2	2143	75.2	254	8.9	269	9.4	41.0	1.4	80	2.8	2851	100.0

TABLE: TVM-5(b): Number (#) and Proportion (%) of Cancers by Site (ICD-10) and Method of Diagnosis : 2005-2008 - Females
Thiruvananthapuram

ICD-10	Site	Clinical		Microscopic		X-Ray / Imaging		DCO		Others		Unknown		Total	
		#	%	#	%	#	%	#	%	#	%	#	%	#	%
C00	Lip	-	-	4	100.0	-	-	-	-	-	-	-	-	4	100.0
C01-C02	Tongue	5	6.7	70	93.3	-	-	-	-	-	-	-	-	75	100.0
C03-C06	Mouth	7	9.2	69	90.8	-	-	-	-	-	-	-	-	76	100.0
C07-C08	Salivary Gland	3	23.1	10	76.9	-	-	-	-	-	-	-	-	13	100.0
C09	Tonsil	-	-	6	100.0	-	-	-	-	-	-	-	-	6	100.0
C10	Oth. Oropharynx	-	-	-	-	-	-	-	-	-	-	-	-	-	-
C11	Nasopharynx	-	-	2	50.0	1	25.0	-	-	-	-	1	25.0	4	100.0
C12-C13	Hypopharynx	2	18.2	7	63.6	-	-	-	-	-	-	2	18.2	11	100.0
C14	Pharynx Unspecified	-	-	-	-	-	-	-	-	1	100.0	-	-	1	100.0
C15	Oesophagus	-	-	20	76.9	1	3.8	-	-	3	11.5	2	7.7	26	100.0
C16	Stomach	1	2.9	24	70.6	4	11.8	1	2.9	1	2.9	3	8.8	34	100.0
C17	Small Intestine	-	-	2	66.7	1	33.3	-	-	-	-	-	-	3	100.0
C18	Colon	1	1.9	45	83.3	5	9.3	-	-	2	3.7	1	1.9	54	100.0
C19-C20	Rectum	1	1.4	66	93.0	1	1.4	1	1.4	-	-	2	2.8	71	100.0
C21	Anus & Anal Canal	-	-	7	100.0	-	-	-	-	-	-	-	-	7	100.0
C22	Liver	-	-	7	38.9	9	50.0	-	-	-	-	2	11.1	18	100.0
C23-C24	Gallbladder etc.	1	4.8	12	57.1	8	38.1	-	-	-	-	-	-	21	100.0
C25	Pancreas	1	2.8	18	50.0	14	38.9	-	-	2	5.6	1	2.8	36	100.0
C30-C31	Nose, Sinuses etc.	-	-	13	100.0	-	-	-	-	-	-	-	-	13	100.0
C32	Larynx	-	-	8	80.0	-	-	-	-	1	10.0	1	10.0	10	100.0
C33-C34	Lung etc.	1	1.1	76	80.0	12	12.6	1	1.1	-	-	5	5.3	95	100.0
C37-C38	Other Thoracic Organs	-	-	3	75.0	1	25.0	-	-	-	-	-	-	4	100.0
C40-C41	Bone	-	-	9	81.8	-	-	-	-	-	-	2	18.2	11	100.0
C43	Melanoma of Skin	-	-	13	100.0	-	-	-	-	-	-	-	-	13	100.0
C44	Other Skin	-	-	26	100.0	-	-	-	-	-	-	-	-	26	100.0
C45	Mesothelioma	-	-	-	-	-	-	-	-	-	-	-	-	-	-
C46	Kaposi Sarcoma	-	-	-	-	-	-	-	-	-	-	-	-	-	-
C47 + C49	Conn. & Soft Tissue	1	3.1	29	90.6	-	-	-	-	-	-	2	6.3	32	100.0
C50	Breast	20	2.2	856	96.1	1	0.1	1	0.1	-	-	13	1.5	891	100.0
C51	Vulva	-	-	4	100.0	-	-	-	-	-	-	-	-	4	100.0
C52	Vagina	-	-	9	90.0	1	10.0	-	-	-	-	-	-	10	100.0
C53	Cervix Uteri	10	4.3	214	91.1	5	2.1	1	0.4	1	0.4	4	1.7	235	100.0
C54	Corpus Uteri	-	-	127	100.0	-	-	-	-	-	-	-	-	127	100.0
C55	Uterus Unspecified	-	-	7	100.0	-	-	-	-	-	-	-	-	7	100.0
C56	Ovary etc.	1	0.6	139	80.8	17	9.9	-	-	2	1.2	13	7.6	172	100.0
C57	Other Female Genital	-	-	1	100.0	-	-	-	-	-	-	-	-	1	100.0
C58	Placenta	-	-	1	100.0	-	-	-	-	-	-	-	-	1	100.0
C64	Kidney etc.	-	-	12	80.0	3	20.0	-	-	-	-	-	-	15	100.0
C65	Renal Pelvis	-	-	-	-	-	-	-	-	-	-	-	-	-	-
C66	Ureter	-	-	-	-	-	-	-	-	-	-	-	-	-	-
C67	Bladder	1	6.3	11	68.8	4	25.0	-	-	-	-	-	-	16	100.0
C68	Uns.Urinary Organs	-	-	-	-	-	-	-	-	-	-	-	-	-	-
C69	Eye	-	-	2	100.0	-	-	-	-	-	-	-	-	2	100.0
C70-C72	Brain, Nervous System	-	-	31	66.0	10	21.3	3	6.4	3	6.4	-	-	47	100.0
C73	Thyroid	9	4.7	179	94.2	-	-	1	0.5	-	-	1	0.5	190	100.0
C74	Adrenal Gland	1	25.0	2	50.0	-	-	-	-	-	-	1	25.0	4	100.0
C81	Hodgkins Disease	-	-	18	100.0	-	-	-	-	-	-	-	-	18	100.0
C82-85,C96	NHL	-	-	72	100.0	-	-	-	-	-	-	-	-	72	100.0
C88	Malig Imn.Prol D	-	-	1	100.0	-	-	-	-	-	-	-	-	1	100.0
C90	Multiple Myeloma	-	-	48	96.0	1	2.0	-	-	1	2.0	-	-	50	100.0
C91	Lymphoid Leuk.	-	-	21	100.0	-	-	-	-	-	-	-	-	21	100.0
C92-C94	Myeloid Leukaemia	-	-	62	100.0	-	-	-	-	-	-	-	-	62	100.0
C95	Leukaemia Uns	-	-	8	100.0	-	-	-	-	-	-	-	-	8	100.0
O&U	Other and Uns	-	-	61	21.3	27	9.4	191	66.8	-	-	7	2.4	286	100.0
All	Sites	66	2.3	2432	83.7	126	4.3	200	6.9	17.0	0.6	63	2.2	2904	100.0

TABLE: TVM-6(a): Number (#) and Proportion (%) of Cancers by Site (ICD-10) and Detailed Microscopic Diagnosis: 2005-2008 - Males Thiruvananthapuram

ICD-10	Site	Pri. Hist		Sec. Hist		Cytology		Blood Film		Bone Marrow		Others		Total	
		#	%	#	%	#	%	#	%	#	%	#	%	#	%
C00	Lip	6	85.7	-	-	-	-	-	-	-	-	1	14.3	7	100.0
C01-C02	Tongue	127	92.0	1	0.7	2	1.4	-	-	-	-	8	5.8	138	100.0
C03-C06	Mouth	132	85.2	2	1.3	5	3.2	-	-	-	-	16	10.3	155	100.0
C07-C08	Salivary Gland	15	68.2	-	-	3	13.6	-	-	-	-	4	18.2	22	100.0
C09	Tonsil	15	88.2	-	-	2	11.8	-	-	-	-	-	-	17	100.0
C10	Oth. Oropharynx	38	67.9	-	-	8	14.3	-	-	-	-	10	17.9	56	100.0
C11	Nasopharynx	4	40.0	-	-	2	20.0	-	-	-	-	4	40.0	10	100.0
C12-C13	Hypopharynx	42	65.6	3	4.7	9	14.1	-	-	-	-	10	15.6	64	100.0
C14	Pharynx Unspecified	-	-	-	-	-	-	-	-	-	-	-	-	-	-
C15	Oesophagus	87	83.7	1	1.0	2	1.9	-	-	-	-	14	13.5	104	100.0
C16	Stomach	91	78.4	2	1.7	4	3.4	-	-	-	-	19	16.4	116	100.0
C17	Small Intestine	3	100.0	-	-	-	-	-	-	-	-	-	-	3	100.0
C18	Colon	69	84.1	1	1.2	2	2.4	-	-	-	-	10	12.2	82	100.0
C19-C20	Rectum	84	87.5	-	-	2	2.1	-	-	-	-	10	10.4	96	100.0
C21	Anus & Anal Canal	2	100.0	-	-	-	-	-	-	-	-	-	-	2	100.0
C22	Liver	19	18.4	1	1.0	23	22.3	-	-	-	-	60	58.3	103	100.0
C23-C24	Gallbladder etc.	16	72.7	1	4.5	1	4.5	-	-	-	-	4	18.2	22	100.0
C25	Pancreas	18	31.6	-	-	15	26.3	-	-	-	-	24	42.1	57	100.0
C30-C31	Nose, Sinuses etc.	12	80.0	-	-	-	-	-	-	-	-	3	20.0	15	100.0
C32	Larynx	114	82.0	1	0.7	9	6.5	-	-	-	-	15	10.8	139	100.0
C33-C34	Lung etc.	71	20.8	15	4.4	170	49.7	-	-	-	-	86	25.1	342	100.0
C37-C38	Other Thoracic Organs	5	83.3	-	-	1	16.7	-	-	-	-	-	-	6	100.0
C40-C41	Bone	11	61.1	-	-	-	-	-	-	-	-	7	38.9	18	100.0
C43	Melanoma of Skin	11	84.6	-	-	1	7.7	-	-	-	-	1	7.7	13	100.0
C44	Other Skin	27	100.0	-	-	-	-	-	-	-	-	-	-	27	100.0
C45	Mesothelioma	-	-	-	-	-	-	-	-	-	-	-	-	-	-
C46	Kaposi Sarcoma	-	-	-	-	-	-	-	-	-	-	-	-	-	-
C47 + C49	Conn. & Soft Tissue	34	91.9	-	-	-	-	-	-	-	-	3	8.1	37	100.0
C50	Breast	10	62.5	-	-	2	12.5	-	-	-	-	4	25.0	16	100.0
C60	Penis	16	100.0	-	-	-	-	-	-	-	-	-	-	16	100.0
C61	Prostate	120	72.3	5	3.0	3	1.8	-	-	-	-	38	22.9	166	100.0
C62	Testis	20	95.2	-	-	-	-	-	-	-	-	1	4.8	21	100.0
C63	Other Male Genital	4	100.0	-	-	-	-	-	-	-	-	-	-	4	100.0
C64	Kidney etc.	30	75.0	-	-	4	10.0	-	-	-	-	6	15.0	40	100.0
C65	Renal Pelvis	2	100.0	-	-	-	-	-	-	-	-	-	-	2	100.0
C66	Ureter	-	-	-	-	1	100.0	-	-	-	-	-	-	1	100.0
C67	Bladder	66	76.7	-	-	3	3.5	-	-	-	-	17	19.8	86	100.0
C68	Uns. Urinary Organs	1	100.0	-	-	-	-	-	-	-	-	-	-	1	100.0
C69	Eye	2	100.0	-	-	-	-	-	-	-	-	-	-	2	100.0
C70-C72	Brain, Nervous System	53	74.6	1	1.4	1	1.4	-	-	-	-	16	22.5	71	100.0
C73	Thyroid	51	87.9	1	1.7	2	3.4	-	-	-	-	4	6.9	58	100.0
C74	Adrenal Gland	2	100.0	-	-	-	-	-	-	-	-	-	-	2	100.0
C81	Hodgkins Disease	23	100.0	-	-	-	-	-	-	-	-	-	-	23	100.0
C82-85,C96	NHL	89	80.2	-	-	4	3.6	-	-	17	15.3	1	0.9	111	100.0
C88	Malig Imn.Prol D	1	100.0	-	-	-	-	-	-	-	-	-	-	1	100.0
C90	Multiple Myeloma	6	10.3	-	-	-	-	-	-	44	75.9	8	13.8	58	100.0
C91	Lymphoid Leuk.	-	-	-	-	-	-	-	-	39	100.0	-	-	39	100.0
C92-C94	Myeloid Leukaemia	-	-	-	-	-	-	4	6.6	57	93.4	-	-	61	100.0
C95	Leukaemia Uns	-	-	-	-	-	-	3	37.5	4	50.0	1	12.5	8	100.0
O&U	Other and Uns	7	1.7	38	9.2	65	15.7	-	-	-	-	303	73.4	413	100.0
	All Sites	1556	54.6	73	2.6	346	12.1	7	0.2	161	5.6	708	24.8	2851	100.0

TABLE: TVM-6(b): Number (#) and Proportion (%) of Cancers by Site (ICD-9) and Detailed Microscopic Diagnosis, 2005-2008 - Females - Thiruvananthapuram

ICD-10	Site	Pri. Hist		Sec. Hist		Cytology		Blood Film		Bone Marrow		Others		Total	
		#	%	#	%	#	%	#	%	#	%	#	%	#	%
C00	Lip	3	75.0	1	25.0	-	-	-	-	-	-	-	-	4	100.0
C01-C02	Tongue	66	88.0	-	-	4	5.3	-	-	-	-	5	6.7	75	100.0
C03-C06	Mouth	66	86.8	-	-	3	3.9	-	-	-	-	7	9.2	76	100.0
C07-C08	Salivary Gland	9	69.2	-	-	1	7.7	-	-	-	-	3	23.1	13	100.0
C09	Tonsil	5	83.3	-	-	1	16.7	-	-	-	-	-	-	6	100.0
C10	Oth. Oropharynx	-	-	-	-	-	-	-	-	-	-	-	-	-	-
C11	Nasopharynx	2	50.0	-	-	-	-	-	-	-	-	2	50.0	4	100.0
C12-C13	Hypopharynx	6	54.5	-	-	1	9.1	-	-	-	-	4	36.4	11	100.0
C14	Pharynx Unspecified	-	-	-	-	-	-	-	-	-	-	1	100.0	1	100.0
C15	Oesophagus	19	73.1	-	-	1	3.8	-	-	-	-	6	23.1	26	100.0
C16	Stomach	21	61.8	1	2.9	2	5.9	-	-	-	-	10	29.4	34	100.0
C17	Small Intestine	2	66.7	-	-	-	-	-	-	-	-	1	33.3	3	100.0
C18	Colon	44	81.5	-	-	1	1.9	-	-	-	-	9	16.7	54	100.0
C19-C20	Rectum	66	93.0	-	-	-	-	-	-	-	-	5	7.0	71	100.0
C21	Anus & Anal Canal	7	100.0	-	-	-	-	-	-	-	-	-	-	7	100.0
C22	Liver	4	22.2	-	-	3	16.7	-	-	-	-	11	61.1	18	100.0
C23-C24	Gallbladder etc.	10	47.6	1	4.8	1	4.8	-	-	-	-	9	42.9	21	100.0
C25	Pancreas	11	30.6	1	2.8	6	16.7	-	-	-	-	18	50.0	36	100.0
C30-C31	Nose, Sinuses etc.	11	84.6	-	-	2	15.4	-	-	-	-	-	-	13	100.0
C32	Larynx	8	80.0	-	-	-	-	-	-	-	-	2	20.0	10	100.0
C33-C34	Lung etc.	24	25.3	5	5.3	47	49.5	-	-	-	-	19	20.0	95	100.0
C37-C38	Other Thoracic Organs	1	25.0	-	-	2	50.0	-	-	-	-	1	25.0	4	100.0
C40-C41	Bone	7	63.6	-	-	2	18.2	-	-	-	-	2	18.2	11	100.0
C43	Melanoma of Skin	12	92.3	1	7.7	-	-	-	-	-	-	-	-	13	100.0
C44	Other Skin	25	96.2	-	-	1	3.8	-	-	-	-	-	-	26	100.0
C45	Mesothelioma	-	-	-	-	-	-	-	-	-	-	-	-	-	-
C46	Kaposi Sarcoma	-	-	-	-	-	-	-	-	-	-	-	-	-	-
C47 + C49	Conn. & Soft Tissue	28	87.5	-	-	1	3.1	-	-	-	-	3	9.4	32	100.0
C50	Breast	797	89.5	6	0.7	53	5.9	-	-	-	-	35	3.9	891	100.0
C51	Vulva	4	100.0	-	-	-	-	-	-	-	-	-	-	4	100.0
C52	Vagina	9	90.0	-	-	-	-	-	-	-	-	1	10.0	10	100.0
C53	Cervix Uteri	206	87.7	-	-	8	3.4	-	-	-	-	21	8.9	235	100.0
C54	Corpus Uteri	126	99.2	-	-	1	0.8	-	-	-	-	-	-	127	100.0
C55	Uterus Unspecified	7	100.0	-	-	-	-	-	-	-	-	-	-	7	100.0
C56	Ovary etc.	114	66.3	3	1.7	22	12.8	-	-	-	-	33	19.2	172	100.0
C57	Other Female Genital	1	100.0	-	-	-	-	-	-	-	-	-	-	1	100.0
C58	Placenta	1	100.0	-	-	-	-	-	-	-	-	-	-	1	100.0
C64	Kidney etc.	11	73.3	-	-	1	6.7	-	-	-	-	3	20.0	15	100.0
C65	Renal Pelvis	-	-	-	-	-	-	-	-	-	-	-	-	-	-
C66	Ureter	-	-	-	-	-	-	-	-	-	-	-	-	-	-
C67	Bladder	11	68.8	-	-	-	-	-	-	-	-	5	31.3	16	100.0
C68	Uns. Urinary Organs	-	-	-	-	-	-	-	-	-	-	-	-	-	-
C69	Eye	2	100.0	-	-	-	-	-	-	-	-	-	-	2	100.0
C70-C72	Brain, Nervous System	30	63.8	1	2.1	-	-	-	-	-	-	16	34.0	47	100.0
C73	Thyroid	169	88.9	1	0.5	9	4.7	-	-	-	-	11	5.8	190	100.0
C74	Adrenal Gland	2	50.0	-	-	-	-	-	-	-	-	2	50.0	4	100.0
C81	Hodgkins Disease	18	100.0	-	-	-	-	-	-	-	-	-	-	18	100.0
C82-85,C96	NHL	62	86.1	-	-	3	4.2	-	-	7	9.7	-	-	72	100.0
C88	Malig Imn. Prol D	1	100.0	-	-	-	-	-	-	-	-	-	-	1	100.0
C90	Multiple Myeloma	5	10.0	-	-	1	2.0	-	-	42	84.0	2	4.0	50	100.0
C91	Lymphoid Leuk.	1	4.8	-	-	-	-	-	-	20	95.2	-	-	21	100.0
C92-C94	Myeloid Leukaemia	-	-	-	-	-	-	5	8.1	57	91.9	-	-	62	100.0
C95	Leukaemia Uns	-	-	-	-	-	-	3	37.5	5	62.5	-	-	8	100.0
O&U	Other and Uns	9	3.1	11	3.8	41	14.3	-	-	-	-	225	78.7	286	100.0
	All Sites	2043	70.4	32	1.1	218	7.5	8	0.3	131	4.5	472	16.3	2904	100.0

**TABLE TVM-7 (a): Number of Cancer Deaths by Five Year Age Group and Site (ICD-10):
2005-2008 – Males**

%= Relative Proportion of Cancers of All Sites.

Thiruvananthapuram

ICD-10	Site	0-4	5-9	10-14	15-19	20-24	25-29	30-34	35-39	40-44	45-49	50-54	55-59	60-64	65-69	70-74	75+	Unkn	Total	%
C00	Lip	-	-	-	-	-	-	-	-	-	-	-	-	1	-	-	1	-	2	0.16
C01-C02	Tongue	-	-	-	-	-	-	1	1	1	4	8	7	7	6	2	3	-	40	3.17
C03-C06	Mouth	-	-	-	-	-	-	-	2	-	6	10	7	8	8	8	11	-	60	4.75
C07-C08	Salivary Gland	-	-	-	-	-	-	-	-	-	-	-	1	1	2	-	-	-	4	0.32
C09	Tonsil	-	-	-	-	-	-	-	-	-	1	2	-	2	-	3	-	-	8	0.63
C10	Oth. Oropharynx	-	-	-	-	-	-	-	-	1	3	2	5	7	4	1	2	-	25	1.98
C11	Nasopharynx	-	-	-	-	-	-	-	1	-	-	-	-	2	-	-	1	-	4	0.32
C12-C13	Hypopharynx	-	-	-	-	-	-	-	-	1	1	3	3	4	3	5	5	-	25	1.98
C14	Pharynx Unspecified	-	-	-	-	-	-	-	-	-	-	-	-	-	-	1	-	-	1	0.08
C15	Oesophagus	-	-	-	-	-	-	-	2	2	5	8	12	6	6	5	1	-	47	3.72
C16	Stomach	-	-	-	-	-	-	1	1	2	2	7	9	8	11	4	6	-	51	4.04
C17	Small Intestine	-	-	-	-	-	-	-	-	-	1	-	1	1	-	-	-	-	3	0.24
C18	Colon	-	-	-	-	-	-	-	-	-	3	6	2	3	2	2	3	-	21	1.66
C19-C20	Rectum	-	-	-	-	-	-	1	-	1	2	3	6	3	4	7	4	-	31	2.46
C21	Anus & Anal Canal	-	-	-	-	-	-	-	-	-	-	-	-	-	-	-	-	-	-	-
C22	Liver	-	-	-	-	-	3	2	3	4	4	4	5	9	12	11	6	-	63	4.99
C23-C24	Gallbladder etc.	-	-	-	-	-	-	-	1	-	1	3	3	3	1	-	-	-	12	0.95
C25	Pancreas	-	-	-	-	-	-	1	-	1	2	2	3	2	9	-	2	-	22	1.74
C30-C31	Nose, Sinuses etc.	-	-	-	-	-	-	-	-	1	-	2	1	-	1	-	-	-	5	0.40
C32	Larynx	-	-	-	-	-	-	-	-	1	1	4	3	11	5	7	4	1	37	2.93
C33-C34	Lung etc.	-	-	-	-	-	1	1	2	6	19	13	27	30	28	18	20	-	165	13.07
C37-C38	Other Thoracic Organs	-	-	-	-	-	1	-	-	-	1	-	1	-	-	-	-	-	3	0.24
C40-C41	Bone	-	-	-	-	-	-	1	1	-	-	-	-	-	-	-	1	-	3	0.24
C43	Melanoma of Skin	-	-	-	-	-	-	1	-	-	-	1	-	-	1	-	-	-	3	0.24
C44	Other Skin	-	-	-	-	-	-	-	-	-	-	1	-	-	1	1	1	-	4	0.32
C45	Mesothelioma	-	-	-	-	-	-	-	-	-	-	-	-	-	-	-	-	-	-	-
C46	Kaposi Sarcoma	-	-	-	-	-	-	-	-	-	-	-	-	-	-	-	-	-	-	-
C47+C49	Conn. & Soft Tissue	-	-	-	-	-	-	1	-	1	-	-	2	1	-	2	2	-	9	0.71
C50	Breast	-	-	-	-	-	-	1	-	-	2	1	-	2	1	-	2	-	9	0.71
C60	Penis	-	-	-	-	-	-	-	-	-	-	-	-	-	-	-	1	-	1	0.08
C61	Prostate	-	-	-	-	-	-	-	-	1	-	2	4	3	8	4	18	-	40	3.17
C62	Testis	-	-	-	1	-	-	-	-	1	-	-	-	-	-	-	-	-	2	0.16
C63	Other Male Genital	-	-	-	-	-	-	-	-	-	-	-	-	-	-	-	-	-	-	-
C64	Kidney etc.	-	-	-	1	-	1	-	-	-	1	3	2	1	1	3	1	-	14	1.11
C65	Renal Pelvis	-	-	-	-	-	-	-	-	-	-	-	-	1	-	-	-	-	1	0.08
C66	Ureter	-	-	-	-	-	-	-	-	-	-	-	-	-	-	-	1	-	1	0.08
C67	Bladder	-	-	-	-	-	-	-	-	-	-	1	5	2	3	4	6	-	21	1.66
C68	Uns.Urinary Organs	-	-	-	-	-	-	-	-	-	-	-	-	-	-	-	-	-	-	-
C69	Eye	-	-	-	-	-	-	-	-	-	-	-	-	-	-	-	-	-	-	-
C70-C72	Brain, Nervous System	1	-	1	1	2	-	1	4	1	7	8	6	4	3	-	1	-	40	3.17
C73	Thyroid	-	-	-	-	-	-	1	-	-	-	-	1	2	3	-	2	-	9	0.71
C74	Adrenal Gland	-	-	-	-	-	-	-	-	-	-	-	-	-	-	-	1	-	1	0.08
C81	Hodgkins Disease	-	-	-	-	1	-	-	-	-	-	-	-	-	-	-	1	-	2	0.16
C82-85,C96	NHL	-	-	-	-	-	-	1	2	3	5	1	9	8	2	4	2	-	37	2.93
C88	Malignant Imm. Prol D	-	-	-	-	-	-	-	-	-	-	-	-	-	-	-	-	-	-	-
C90	Multiple Myeloma	-	-	-	-	-	-	-	3	1	-	6	4	2	8	2	2	-	28	2.22
C91	Lymphoid Leuk.	1	1	3	1	1	1	1	-	-	-	-	1	-	2	1	2	-	15	1.19
C92-C94	Myeloid Leukaemia	-	-	1	1	-	-	2	1	2	3	1	-	2	4	2	1	-	20	1.58
C95	Leukaemia Uns	-	1	-	1	-	-	-	-	-	-	-	-	-	-	2	-	-	4	0.32
O&U	Other and Uns	-	-	1	1	2	4	3	4	16	32	38	54	34	61	57	62	-	369	29.24
	All Sites	2	2	6	7	6	11	19	28	48	106	140	184	170	200	156	176	1	1262	100.00

**TABLE TVM-7 (b): Number of Cancer Deaths by Five Year Age Group and Site (ICD-10):
2005-2008 – Females**

%= Relative Proportion of Cancers of All Sites.

Thiruvananthapuram

ICD-10	Site	0-4	5-9	10-14	15-19	20-24	25-29	30-34	35-39	40-44	45-49	50-54	55-59	60-64	65-69	70-74	75+	Unkn	Total	%
C00	Lip	-	-	-	-	-	-	-	-	-	-	-	-	-	-	-	-	-	-	-
C01-C02	Tongue	-	-	-	-	-	-	-	2	-	1	2	1	2	2	5	4	-	19	2.24
C03-C06	Mouth	-	-	-	-	-	-	-	-	1	1	-	2	1	5	4	5	-	19	2.24
C07-C08	Salivary Gland	-	-	-	-	-	-	-	-	-	-	-	-	-	-	-	-	-	-	-
C09	Tonsil	-	-	-	-	-	-	-	-	-	-	-	-	-	1	1	-	-	2	0.24
C10	Oth. Oropharynx	-	-	-	-	-	-	-	-	-	-	-	-	-	-	-	-	-	-	-
C11	Nasopharynx	-	-	-	-	-	-	-	-	-	-	-	-	-	-	-	-	-	-	-
C12-C13	Hypopharynx	-	-	-	-	-	-	-	-	1	-	-	-	-	1	1	-	-	3	0.35
C14	Pharynx Unspecified	-	-	-	-	-	-	-	-	-	-	-	-	-	-	-	-	-	-	-
C15	Oesophagus	-	-	-	-	-	-	-	-	1	-	-	1	1	1	1	3	-	8	0.94
C16	Stomach	-	-	-	-	-	-	1	1	4	1	-	-	2	2	-	-	-	11	1.30
C17	Small Intestine	-	-	-	-	-	-	-	-	-	-	-	-	-	-	1	-	-	1	0.12
C18	Colon	-	-	-	-	-	2	-	2	-	1	3	3	1	-	1	2	-	15	1.77
C19-C20	Rectum	-	-	-	-	-	-	1	-	-	1	3	3	2	1	-	3	-	14	1.65
C21	Anus & Anal Canal	-	-	-	-	-	-	-	-	-	-	-	-	-	-	-	1	-	1	0.12
C22	Liver	-	-	-	-	-	-	1	2	-	1	1	-	1	-	-	1	-	7	0.82
C23-C24	Gallbladder etc.	-	-	-	-	-	1	-	-	2	1	-	-	2	3	1	2	-	12	1.41
C25	Pancreas	-	-	-	-	-	-	1	-	1	3	5	2	2	1	2	-	-	17	2.00
C30-C31	Nose, Sinuses etc.	-	-	-	-	-	-	-	-	1	1	-	-	1	-	-	1	-	4	0.47
C32	Larynx	-	-	-	-	-	-	-	-	1	-	-	1	-	-	-	-	-	2	0.24
C33-C34	Lung etc.	-	-	-	-	-	-	1	-	1	3	6	8	4	9	5	4	-	41	4.83
C37-C38	Other Thoracic Organs	-	-	-	-	-	1	-	-	-	-	-	-	-	-	-	-	-	1	0.12
C40-C41	Bone	-	-	1	1	-	-	-	-	-	1	-	-	-	-	1	-	-	4	0.47
C43	Melanoma of Skin	-	-	-	-	-	-	-	-	1	-	1	1	1	-	-	-	-	4	0.47
C44	Other Skin	-	-	-	-	-	-	-	-	-	-	1	-	-	-	-	-	-	1	0.12
C45	Mesothelioma	-	-	-	-	-	-	-	-	-	-	-	-	-	-	-	-	-	-	-
C46	Kaposi Sarcoma	-	-	-	-	-	-	-	-	-	-	-	-	-	-	-	-	-	-	-
C47+C49	Conn. & Soft Tissue	-	-	-	-	-	1	-	1	-	1	-	1	-	-	1	-	-	5	0.59
C50	Breast	-	-	-	-	-	1	3	10	11	21	19	17	23	20	11	11	-	147	17.31
C51	Vulva	-	-	-	-	-	-	-	-	-	-	-	1	1	-	-	-	-	2	0.24
C52	Vagina	-	-	-	-	-	-	-	-	-	-	-	-	-	-	2	1	-	3	0.35
C53	Cervix Uteri	-	-	-	-	-	-	-	3	-	13	10	9	9	5	7	6	-	62	7.30
C54	Corpus Uteri	-	-	-	-	-	-	-	2	1	1	-	5	5	3	3	-	-	20	2.36
C55	Uterus Unspecified	-	-	-	-	-	-	-	-	-	-	-	-	-	-	-	-	-	-	-
C56	Ovary etc.	-	-	-	-	-	-	-	1	2	7	13	7	2	5	4	3	-	44	5.18
C57	Other Female Genital	-	-	-	-	-	-	-	-	-	-	-	-	-	-	-	-	-	-	-
C58	Placenta	-	-	-	-	-	-	-	-	-	-	-	-	-	-	-	-	-	-	-
C64	Kidney etc.	-	-	-	-	-	-	-	-	-	-	1	-	-	1	1	2	-	5	0.59
C65	Renal Pelvis	-	-	-	-	-	-	-	-	-	-	-	-	-	-	-	-	-	-	-
C66	Ureter	-	-	-	-	-	-	-	-	-	-	-	-	-	-	-	-	-	-	-
C67	Bladder	-	-	-	-	-	-	-	1	-	-	-	1	-	1	-	-	-	3	0.35
C68	Uns. Urinary Organs	-	-	-	-	-	-	-	-	-	-	-	-	-	-	-	-	-	-	-
C69	Eye	-	-	-	-	-	-	-	-	-	-	-	-	-	-	-	-	-	-	-
C70-C72	Brain, Nervous System	1	1	3	-	1	-	-	-	2	2	3	3	1	1	-	-	-	18	2.12
C73	Thyroid	-	-	-	-	-	-	-	-	1	-	1	1	4	2	1	1	-	11	1.30
C74	Adrenal Gland	-	-	-	-	-	-	-	-	-	-	-	-	-	-	-	-	-	-	-
C81	Hodgkins Disease	-	-	-	-	-	-	-	-	-	-	-	-	-	-	-	-	-	-	-
C82-85,C96	NHL	-	-	-	1	-	-	2	-	-	-	2	3	2	1	4	4	-	19	2.24
C88	Malig Imn.Prol D	-	-	-	-	-	-	-	-	-	-	-	-	-	-	-	-	-	-	-
C90	Multiple Myeloma	-	-	-	-	-	-	-	-	-	-	2	1	2	-	2	4	-	11	1.30
C91	Lymphoid Leuk.	2	1	-	1	-	-	-	-	-	-	-	1	-	-	1	-	-	6	0.71
C92-C94	Myeloid Leukaemia	1	1	1	-	-	1	1	4	4	2	2	2	2	5	1	3	-	30	3.53
C95	Leukaemia Uns	-	-	-	-	-	-	-	-	1	2	-	1	1	-	-	-	-	5	0.59
O&U	Other and Uns	-	-	2	-	-	1	2	10	10	25	25	35	39	31	39	53	-	272	32.04
	All Sites	4	3	7	3	1	8	13	39	46	89	100	110	111	101	100	114	-	849	100.00

TABLE: TVM-8(a):
Average Annual Age Specific, Crude (CR), Age Adjusted (AAR) (with Standard Error (SE)) and
Truncated (35-64 yrs) (TR) Mortality Rate per 100,000 population: 2005-2008 - Males
Thiruvananthapuram

ICD-10	0-4	5-9	10-14	15-19	20-24	25-29	30-34	35-39	40-44	45-49	50-54	55-59	60-64	65-69	70-74	>75	CR	AAR	SE	TR
C00	-	-	-	-	-	-	-	-	-	-	-	-	1.3	-	-	1.9	0.1	0.1	0.06	0.2
C01-C02	-	-	-	-	-	-	0.6	0.5	0.6	2.3	6.3	7.2	9.0	9.4	4.6	5.6	1.8	1.7	0.27	3.8
C03-C06	-	-	-	-	-	-	-	1.1	-	3.4	7.9	7.2	10.3	12.6	18.4	20.6	2.7	2.5	0.33	4.4
C07-C08	-	-	-	-	-	-	-	-	-	-	-	1.0	1.3	3.1	-	-	0.2	0.2	0.09	0.3
C09	-	-	-	-	-	-	-	-	-	0.6	1.6	-	2.6	-	6.9	-	0.4	0.4	0.13	0.7
C10	-	-	-	-	-	-	-	-	0.6	1.7	1.6	5.1	9.0	6.3	2.3	3.7	1.1	1.1	0.22	2.5
C11	-	-	-	-	-	-	-	0.5	-	-	-	-	2.6	-	-	1.9	0.2	0.2	0.09	0.4
C12-C13	-	-	-	-	-	-	-	-	0.6	0.6	2.4	3.1	5.1	4.7	11.5	9.4	1.1	1.1	0.22	1.7
C14	-	-	-	-	-	-	-	-	-	-	-	-	-	-	2.3	-	-	-	0.05	-
C15	-	-	-	-	-	-	-	1.1	1.2	2.9	6.3	12.3	7.7	9.4	11.5	1.9	2.1	2.0	0.29	4.6
C16	-	-	-	-	-	-	0.6	0.5	1.2	1.1	5.5	9.2	10.3	17.3	9.2	11.2	2.3	2.2	0.31	4.0
C17	-	-	-	-	-	-	-	-	-	0.6	-	1.0	1.3	-	-	-	0.1	0.1	0.07	0.4
C18	-	-	-	-	-	-	-	-	-	1.7	4.7	2.1	3.9	3.1	4.6	5.6	0.9	0.9	0.19	1.9
C19-C20	-	-	-	-	-	-	0.6	-	0.6	1.1	2.4	6.2	3.9	6.3	16.1	7.5	1.4	1.3	0.24	2.0
C21	-	-	-	-	-	-	-	-	-	-	-	-	-	-	-	-	-	-	-	-
C22	-	-	-	-	-	1.7	1.1	1.6	2.5	2.3	3.2	5.1	11.6	18.9	25.3	11.2	2.8	2.7	0.34	3.9
C23-C24	-	-	-	-	-	-	-	0.5	-	0.6	2.4	3.1	3.9	1.6	-	-	0.5	0.5	0.15	1.5
C25	-	-	-	-	-	-	0.6	-	0.6	1.1	1.6	3.1	2.6	14.2	-	3.7	1.0	0.9	0.20	1.3
C30-C31	-	-	-	-	-	-	-	-	0.6	-	1.6	1.0	-	1.6	-	-	0.2	0.2	0.09	0.5
C32	-	-	-	-	-	-	-	-	0.6	0.6	3.2	3.1	14.1	7.9	16.1	7.5	1.6	1.6	0.27	3.0
C33-C34	-	-	-	-	-	0.6	0.6	1.1	3.7	10.9	10.3	27.7	38.5	44.1	41.5	37.5	7.3	7.1	0.56	13.2
C37-C38	-	-	-	-	-	0.6	-	-	-	0.6	-	1.0	-	-	-	-	0.1	0.1	0.07	0.2
C40-C41	-	-	-	-	-	-	-	0.5	0.6	-	-	-	-	-	-	1.9	0.1	0.1	0.06	0.2
C43	-	-	-	-	-	-	0.6	-	-	-	0.8	-	-	1.6	-	-	0.1	0.1	0.07	0.1
C44	-	-	-	-	-	-	-	-	-	-	0.8	-	-	1.6	2.3	1.9	0.2	0.2	0.09	0.1
C45	-	-	-	-	-	-	-	-	-	-	-	-	-	-	-	-	-	-	-	-
C46	-	-	-	-	-	-	-	-	-	-	-	-	-	-	-	-	-	-	-	-
C47+C49	-	-	-	-	-	-	0.6	-	0.6	-	-	2.1	1.3	-	4.6	3.7	0.4	0.4	0.12	0.5
C50	-	-	-	-	-	-	0.6	-	-	1.1	0.8	-	2.6	1.6	-	3.7	0.4	0.4	0.12	0.7
C60	-	-	-	-	-	-	-	-	-	-	-	-	-	-	-	1.9	-	-	0.04	-
C61	-	-	-	-	-	-	-	-	0.6	-	1.6	4.1	3.9	12.6	9.2	33.7	1.8	1.7	0.27	1.4
C62	-	-	-	0.5	-	-	-	-	0.6	-	-	-	-	-	-	-	0.1	0.1	0.06	0.1
C63	-	-	-	-	-	-	-	-	-	-	-	-	-	-	-	-	-	-	-	-
C64	-	-	-	0.5	-	0.6	-	-	-	0.6	2.4	2.1	1.3	1.6	6.9	1.9	0.6	0.6	0.16	0.9
C65	-	-	-	-	-	-	-	-	-	-	-	-	1.3	-	-	-	-	0.1	0.05	0.2
C66	-	-	-	-	-	-	-	-	-	-	-	-	-	-	-	1.9	-	-	0.04	-
C67	-	-	-	-	-	-	-	-	-	-	0.8	5.1	2.6	4.7	9.2	11.2	0.9	0.9	0.20	1.1
C68	-	-	-	-	-	-	-	-	-	-	-	-	-	-	-	-	-	-	-	-
C69	-	-	-	-	-	-	-	-	-	-	-	-	-	-	-	-	-	-	-	-
C70-C72	0.5	-	0.5	0.5	1.1	-	0.6	2.2	0.6	4.0	6.3	6.2	5.1	4.7	-	1.9	1.8	1.6	0.26	3.8
C73	-	-	-	-	-	-	0.6	-	-	-	-	1.0	2.6	4.7	-	3.7	0.4	0.4	0.13	0.5
C74	-	-	-	-	-	-	-	-	-	-	-	-	-	-	-	1.9	-	-	0.04	-
C81	-	-	-	-	0.6	-	-	-	-	-	-	-	-	-	-	1.9	0.1	0.1	0.06	-
C82-85,C96	-	-	-	-	-	-	0.6	1.1	1.8	2.9	0.8	9.2	10.3	3.1	9.2	3.7	1.6	1.6	0.26	3.8
C88	-	-	-	-	-	-	-	-	-	-	-	-	-	-	-	-	-	-	-	-
C90	-	-	-	-	-	-	-	1.6	0.6	-	4.7	4.1	2.6	12.6	4.6	3.7	1.2	1.2	0.23	2.1
C91	0.5	0.6	1.5	0.5	0.6	0.6	0.6	-	-	-	-	1.0	-	3.1	2.3	3.7	0.7	0.7	0.18	0.1
C92-C94	-	-	0.5	0.5	-	-	1.1	0.5	1.2	1.7	0.8	-	2.6	6.3	4.6	1.9	0.9	0.8	0.19	1.1
C95	-	0.6	-	0.5	-	-	-	-	-	-	-	-	-	-	4.6	-	0.2	0.2	0.10	-
O&U	-	-	0.5	0.5	1.1	2.2	1.7	2.2	9.9	18.3	30.0	55.4	43.7	96.0	131.3	116.2	16.3	15.6	0.82	23.5
All	1.1	1.2	3.0	3.7	3.3	6.1	10.7	15.4	29.6	60.6	110.6	188.6	218.3	314.7	359.2	329.8	55.8	53.6	1.52	90.8

TABLE: TVM-8(b):
Average Annual Age Specific, Crude (CR), Age Adjusted (AAR) (with Standard Error (SE)) and
Truncated (35-64 yrs) (TR) Mortality Rate per 100,000 population: 2005-2008 - Females
Thiruvananthapuram

ICD-10	0-4	5-9	10-14	15-19	20-24	25-29	30-34	35-39	40-44	45-49	50-54	55-59	60-64	65-69	70-74	>75	CR	AAR	SE	TR
C00	-	-	-	-	-	-	-	-	-	-	-	-	-	-	-	-	-	-	-	-
C01-C02	-	-	-	-	-	-	-	0.9	-	0.6	1.6	1.0	2.2	2.5	9.2	5.5	0.8	0.7	0.16	1.0
C03-C06	-	-	-	-	-	-	-	-	0.6	0.6	-	2.1	1.1	6.2	7.4	6.9	0.8	0.7	0.15	0.6
C07-C08	-	-	-	-	-	-	-	-	-	-	-	-	-	-	-	-	-	-	-	-
C09	-	-	-	-	-	-	-	-	-	-	-	-	-	1.2	1.8	-	0.1	0.1	0.05	-
C10	-	-	-	-	-	-	-	-	-	-	-	-	-	-	-	-	-	-	-	-
C11	-	-	-	-	-	-	-	-	-	-	-	-	-	-	-	-	-	-	-	-
C12-C13	-	-	-	-	-	-	-	-	0.6	-	-	-	-	1.2	1.8	-	0.1	0.1	0.06	0.1
C14	-	-	-	-	-	-	-	-	-	-	-	-	-	-	-	-	-	-	-	-
C15	-	-	-	-	-	-	-	-	0.6	-	-	1.0	1.1	1.2	1.8	4.1	0.3	0.3	0.10	0.4
C16	-	-	-	-	-	-	0.5	0.5	2.3	0.6	-	-	2.2	2.5	-	-	0.5	0.4	0.12	0.9
C17	-	-	-	-	-	-	-	-	-	-	-	-	-	-	1.8	-	-	-	0.04	-
C18	-	-	-	-	-	1.0	-	0.9	-	0.6	2.5	3.1	1.1	-	1.8	2.7	0.6	0.6	0.14	1.2
C19-C20	-	-	-	-	-	-	0.5	-	-	0.6	2.5	3.1	2.2	1.2	-	4.1	0.6	0.5	0.14	1.2
C21	-	-	-	-	-	-	-	-	-	-	-	-	-	-	1.4	-	-	-	0.03	-
C22	-	-	-	-	-	-	0.5	0.9	-	0.6	0.8	-	1.1	-	-	1.4	0.3	0.2	0.09	0.6
C23-C24	-	-	-	-	-	0.5	-	-	1.1	0.6	-	-	2.2	3.7	1.8	2.7	0.5	0.4	0.13	0.6
C25	-	-	-	-	-	-	0.5	-	0.6	1.7	4.1	2.1	2.2	1.2	3.7	-	0.7	0.7	0.16	1.7
C30-C31	-	-	-	-	-	-	-	-	0.6	0.6	-	-	1.1	-	-	1.4	0.2	0.1	0.07	0.4
C32	-	-	-	-	-	-	-	-	0.6	-	-	1.0	-	-	-	-	0.1	0.1	0.05	0.2
C33-C34	-	-	-	-	-	-	0.5	-	0.6	1.7	4.9	8.3	4.4	11.1	9.2	5.5	1.7	1.5	0.24	2.9
C37-C38	-	-	-	-	-	0.5	-	-	-	-	-	-	-	-	-	-	-	-	0.04	-
C40-C41	-	-	0.5	0.6	-	-	-	-	-	0.6	-	-	-	-	1.8	-	0.2	0.2	0.09	0.1
C43	-	-	-	-	-	-	-	-	0.6	-	0.8	1.0	1.1	-	-	-	0.2	0.2	0.08	0.5
C44	-	-	-	-	-	-	-	-	-	-	0.8	-	-	-	-	-	-	-	0.04	0.1
C45	-	-	-	-	-	-	-	-	-	-	-	-	-	-	-	-	-	-	-	-
C46	-	-	-	-	-	-	-	-	-	-	-	-	-	-	-	-	-	-	-	-
C47+C49	-	-	-	-	-	0.5	-	0.5	-	0.6	-	1.0	-	-	1.8	-	0.2	0.2	0.08	0.3
C50	-	-	-	-	-	0.5	1.5	4.7	6.3	11.9	15.5	17.7	25.5	24.7	20.2	15.1	6.2	5.5	0.45	12.5
C51	-	-	-	-	-	-	-	-	-	-	-	1.0	1.1	-	-	-	0.1	0.1	0.06	0.3
C52	-	-	-	-	-	-	-	-	-	-	-	-	-	-	3.7	1.4	0.1	0.1	0.06	-
C53	-	-	-	-	-	-	-	1.4	-	7.4	8.2	9.4	10.0	6.2	12.9	8.2	2.6	2.3	0.30	5.5
C54	-	-	-	-	-	-	-	0.9	0.6	0.6	-	5.2	5.5	3.7	5.5	-	0.8	0.8	0.17	1.8
C55	-	-	-	-	-	-	-	-	-	-	-	-	-	-	-	-	-	-	-	-
C56	-	-	-	-	-	-	0.5	1.1	4.0	10.6	7.3	2.2	6.2	7.4	4.1	-	1.8	1.7	0.25	4.0
C57	-	-	-	-	-	-	-	-	-	-	-	-	-	-	-	-	-	-	-	-
C58	-	-	-	-	-	-	-	-	-	-	-	-	-	-	-	-	-	-	-	-
C64	-	-	-	-	-	-	-	-	-	-	0.8	-	-	1.2	1.8	2.7	0.2	0.2	0.08	0.1
C65	-	-	-	-	-	-	-	-	-	-	-	-	-	-	-	-	-	-	-	-
C66	-	-	-	-	-	-	-	-	-	-	-	-	-	-	-	-	-	-	-	-
C67	-	-	-	-	-	-	-	0.5	-	-	-	1.0	-	1.2	-	-	0.1	0.1	0.06	0.2
C68	-	-	-	-	-	-	-	-	-	-	-	-	-	-	-	-	-	-	-	-
C69	-	-	-	-	-	-	-	-	-	-	-	-	-	-	-	-	-	-	-	-
C70-C72	0.6	0.6	1.6	-	0.5	-	-	-	1.1	1.1	2.5	3.1	1.1	1.2	-	-	0.8	0.8	0.19	1.4
C73	-	-	-	-	-	-	-	-	0.6	-	0.8	1.0	4.4	2.5	1.8	1.4	0.5	0.4	0.13	0.9
C74	-	-	-	-	-	-	-	-	-	-	-	-	-	-	-	-	-	-	-	-
C81	-	-	-	-	-	-	-	-	-	-	-	-	-	-	-	-	-	-	-	-
C82-85,C96	-	-	-	0.6	-	-	1.0	-	-	-	1.6	3.1	2.2	1.2	7.4	5.5	0.8	0.7	0.16	1.0
C88	-	-	-	-	-	-	-	-	-	-	-	-	-	-	-	-	-	-	-	-
C90	-	-	-	-	-	-	-	-	-	-	1.6	1.0	2.2	-	3.7	5.5	0.5	0.4	0.12	0.7
C91	1.1	0.6	-	0.6	-	-	-	-	-	-	-	1.0	-	-	1.8	-	0.3	0.3	0.14	0.1
C92-C94	0.6	0.6	0.5	-	-	0.5	0.5	1.9	2.3	1.1	1.6	2.1	2.2	6.2	1.8	4.1	1.3	1.1	0.21	1.8
C95	-	-	-	-	-	-	-	-	0.6	1.1	-	1.0	1.1	-	-	-	0.2	0.2	0.08	0.6
O&U	-	-	1.1	-	-	0.5	1.0	4.7	5.7	14.2	20.4	36.4	43.2	38.3	71.8	72.8	11.4	9.9	0.61	18.3
All	2.3	1.9	3.8	1.7	0.5	3.9	6.4	18.5	26.2	50.5	81.7	114.5	122.8	124.7	184.1	156.5	35.7	31.5	1.10	62.2

TABLE: TVM-9(a): Cumulative Rate (Cu.Rate%) & Cumulative Risk (Cu.Risk) of individual sites (ICD-10) based on age specific rates (from 0-64 years and from 0-74 years) : 2005-2008 - Males Thiruvananthapuram

ICD-10	Site	0 - 64 Years		0 - 74 Years	
		Cu. Rate %	Cu. Risk	Cu. Rate%	Cu. Risk
C00	Lip	0.02	0.02	0.02	0.02
C01-C02	Tongue	0.46	0.46	0.70	0.70
C03-C06	Mouth	0.42	0.41	0.83	0.83
C07-C08	Salivary Gland	0.05	0.05	0.10	0.10
C09	Tonsil	0.04	0.04	0.10	0.10
C10	Oth. Oropharynx	0.21	0.21	0.29	0.29
C11	Nasopharynx	0.03	0.03	0.04	0.04
C12-C13	Hypopharynx	0.17	0.17	0.36	0.36
C14	Pharynx Unspecified	0.00	0.00	0.00	0.00
C15	Oesophagus	0.30	0.30	0.55	0.55
C16	Stomach	0.34	0.34	0.63	0.63
C17	Small Intestine	0.01	0.01	0.02	0.02
C18	Colon	0.20	0.20	0.41	0.41
C19-C20	Rectum	0.24	0.24	0.55	0.55
C21	Anus & Anal Canal	0.01	0.01	0.01	0.01
C22	Liver	0.26	0.26	0.58	0.58
C23-C24	Gallbladder etc.	0.07	0.07	0.13	0.13
C25	Pancreas	0.17	0.17	0.27	0.27
C30-C31	Nose, Sinuses etc.	0.04	0.04	0.07	0.07
C32	Larynx	0.43	0.43	0.78	0.78
C33-C34	Lung etc.	0.98	0.97	1.86	1.88
C37-C38	Other Thoracic Organs	0.02	0.02	0.02	0.02
C40-C41	Bone	0.05	0.05	0.06	0.06
C43	Melanoma of Skin	0.03	0.03	0.07	0.07
C44	Other Skin	0.08	0.08	0.16	0.16
C45	Mesothelioma	0.00	0.00	0.00	0.00
C46	Kaposi Sarcoma	0.00	0.00	0.00	0.00
C47 + C49	Conn. & Soft Tissue	0.11	0.11	0.16	0.16
C50	Breast	0.05	0.05	0.09	0.09
C60	Penis	0.05	0.05	0.05	0.05
C61	Prostate	0.21	0.21	0.84	0.84
C62	Testis	0.06	0.06	0.07	0.07
C63	Other Male Genital	0.00	0.00	0.02	0.02
C64	Kidney, etc.	0.11	0.11	0.20	0.20
C65	Renal Pelvis	0.01	0.01	0.01	0.01
C66	Ureter	0.00	0.00	0.00	0.00
C67	Bladder	0.17	0.17	0.45	0.45
C68	Uns.Urinary Organs	0.00	0.00	0.00	0.00
C69	Eye	0.01	0.01	0.01	0.01
C70-C72	Brain, Nervous System	0.25	0.25	0.30	0.30
C73	Thyroid	0.17	0.17	0.22	0.22
C74	Adrenal Gland	0.00	0.00	0.01	0.01
C81	Hodgkins Disease	0.07	0.07	0.07	0.07
C82-85,C96	NHL	0.34	0.34	0.53	0.53
C88	Malig Imn.Prol D	0.00	0.00	0.00	0.00
C90	Multiple Myeloma	0.15	0.15	0.36	0.36
C91	Lymphoid Leuk.	0.09	0.09	0.13	0.13
C92-C94	Myeloid Leukaemia	0.16	0.16	0.23	0.23
C95	Leukaemia Uns	0.01	0.01	0.05	0.05
O&U *	Other and Uns	0.92	0.92	2.11	2.13
	All Sites	7.57	7.29	14.57	13.56

TABLE: TVM-9(b): Cumulative Rate (Cu.Rate%) & Cumulative Risk (Cu.Risk) of individual sites (ICD-10) based on age specific rates (from 0-64 years and from 0-74 years) : 2005-2008 - Females Thiruvananthapuram

ICD-10	Site	0 - 64 Years		0 - 74 Years	
		Cu. Rate %	Cu. Risk	Cu. Rate%	Cu. Risk
C00	Lip	0.00	0.00	0.02	0.02
C01-C02	Tongue	0.17	0.17	0.35	0.35
C03-C06	Mouth	0.12	0.12	0.32	0.32
C07-C08	Salivary Gland	0.04	0.04	0.06	0.06
C09	Tonsil	0.02	0.02	0.02	0.02
C10	Oth. Oropharynx	0.00	0.00	0.00	0.00
C11	Nasopharynx	0.01	0.01	0.01	0.01
C12-C13	Hypopharynx	0.02	0.02	0.05	0.05
C14	Pharynx Unspecified	0.00	0.00	0.00	0.00
C15	Oesophagus	0.04	0.04	0.13	0.13
C16	Stomach	0.09	0.09	0.12	0.12
C17	Small Intestine	0.01	0.01	0.01	0.01
C18	Colon	0.14	0.14	0.23	0.23
C19-C20	Rectum	0.19	0.19	0.31	0.31
C21	Anus & Anal Canal	0.01	0.01	0.04	0.04
C22	Liver	0.05	0.05	0.09	0.09
C23-C24	Gallbladder etc.	0.05	0.05	0.08	0.08
C25	Pancreas	0.10	0.10	0.16	0.16
C30-C31	Nose, Sinuses etc.	0.03	0.03	0.05	0.05
C32	Larynx	0.04	0.04	0.05	0.05
C33-C34	Lung etc.	0.24	0.24	0.43	0.43
C37-C38	Other Thoracic Organs	0.01	0.01	0.02	0.02
C40-C41	Bone	0.02	0.02	0.05	0.05
C43	Melanoma of Skin	0.03	0.03	0.04	0.04
C44	Other Skin	0.05	0.05	0.11	0.11
C45	Mesothelioma	0.00	0.00	0.00	0.00
C46	Kaposi Sarcoma	0.00	0.00	0.00	0.00
C47+C49	Conn. & Soft Tissue	0.08	0.08	0.14	0.14
C50	Breast	2.79	2.75	3.63	3.70
C51	Vulva	0.01	0.01	0.01	0.01
C52	Vagina	0.01	0.01	0.06	0.06
C53	Cervix Uteri	0.66	0.66	1.03	1.04
C54	Corpus Uteri	0.38	0.38	0.64	0.64
C55	Uterus Unspecified	0.02	0.02	0.02	0.02
C56	Ovary etc.	0.53	0.53	0.71	0.71
C57	Other Female Genital	0.01	0.01	0.01	0.01
C58	Placenta	0.00	0.00	0.00	0.00
C64	Kidney etc.	0.03	0.03	0.05	0.05
C65	Renal Pelvis	0.00	0.00	0.00	0.00
C66	Ureter	0.00	0.00	0.00	0.00
C67	Bladder	0.04	0.04	0.06	0.06
C68	Uns.Urinary Organs	0.00	0.00	0.00	0.00
C69	Eye	0.01	0.01	0.01	0.01
C70-C72	Brain, Nervous System	0.14	0.14	0.18	0.18
C73	Thyroid	0.53	0.53	0.59	0.60
C74	Adrenal Gland	0.01	0.01	0.01	0.01
C81	Hodgkins Disease	0.05	0.05	0.06	0.06
C82-85,C96	NHL	0.14	0.14	0.35	0.35
C88	Malg Imn.Prol D	0.00	0.00	0.00	0.00
C90	Multiple Myeloma	0.13	0.13	0.29	0.29
C91	Lymphoid Leuk.	0.06	0.06	0.07	0.07
C92-C94	Myeloid Leukaemia	0.14	0.14	0.25	0.25
C95	Leukaemia Uns	0.03	0.03	0.03	0.03
O&U *	Other and Uns	0.67	0.67	1.25	1.26
	All Sites	7.99	7.68	12.29	11.56

ADDRESSES

Indian Council of Medical Research (Headquarters): V. Ramalingaswami Bhawan, Ansari Nagar, New Delhi – 110 029. *Email: icmrhqds@sansad.nic.in*

Coordinating Unit of National Cancer Registry Programme: Nirmal Bhawan - ICMR Complex (II Floor) Poojanahalli Road, Off NH-7, Adjacent to Trumpet Flyover of BIAL, Kannamangala Post, Bangalore – 562 110. *Email: ncrpblr@canceratlasindia.org, ank@ncrpindia.org; Website: http://www.ncrpindia.org/, http://www.canceratlasindia.org/, http://www.pbcrcindia.org/*

Monitoring Unit of North Eastern Regional Cancer Registry: Regional Medical Research Centre (N.E), Indian Council of Medical Research, P. B. No. 105, Dibrugarh – 786 001. *Email: icmrrcdi@hub.nic.in*

Cancer Registries

Bangalore (PBCR & HBCR): Kidwai Memorial Institute of Oncology, Dr. M.H. Marigowda Road, Bangalore – 560 029. *Email: kidwai@kar.nic.in; Website: http://www.kar.nic.in/kidwai*

Barshi (PBCR): Tata Memorial Centre Rural Cancer Project & Nargis Dutt Memorial Cancer Hospital, Barshi – 413 401 (Solapur), Maharashtra. *Email: barshiexp_registry@rediffmail.com*

Bhopal (PBCR): Department of Pathology, Gandhi Medical College, Bhopal – 462 001. *Email: pbcr_bhopal@yahoo.in*

Chennai (PBCR & HBCR): Cancer Institute (WIA), Annexe, 18, Sardar Patel Road, Chennai - 600 020. *Email: cancer_institute_wia@vsnl.com, iarcsurvival@yahoo.co.uk*

Delhi (PBCR): Institute of Rotary Cancer Hospital, Department of Pathology, All India Institute of Medical Sciences, Ansari Nagar, New Delhi – 110 029. *Email: btyagi51@yahoo.co.in*

Mumbai (PBCR): Indian Cancer Society, 74, Jerbai Wadia Road, Parel, P.O. Box No. 6033, Mumbai – 400 012. *Email: bcrcs@vsnl.com; Website: http://www.indiancancersociety.org/*

Mumbai (HBCR): Tata Memorial Hospital, Parel, Mumbai – 400 012. *Email: cancer_epid@rediffmail.com.*

Thiruvananthapuram (HBCR & PBCR): Regional Cancer Centre, Medical College Campus, Thiruvananthapuram – 695 011. *Email: rcctvm@md2.vsnl.net.in.*

Dibrugarh District (PBCR & HBCR): Assam Medical College, Dibrugarh – 786 002. (ASSAM). *Email: pbcr_dibrugarh@rediffmail.com*

Kamrup Urban District (PBCR): Dr. Bhubaneswar Borooah Cancer Institute, Guwahati - 781 016 (ASSAM). *Email: dr_j_sarma@rediffmail.com*

Silchar Town (PBCR): Silchar Medical College, Silchar - 788 014 (ASSAM). *Email: pbcrsmc@rediffmail.com, pbcrsmc@indiatimes.com*

Imphal west District (PBCR): Regional Institute of Medical Sciences, Imphal - 795 004 (MANIPUR). *Email: pathlabs@yahoo.com*

Mizoram State (PBCR): Civil Hospital, Aizawl – 796 001, Mizoram. *Email: ezomawia@hotmail.com*

Sikkim State (PBCR): Sir Thutob Namgyal Memorial Referral Hospital, Gangtok - 737 101, Sikkim. *Email: slg_yogi@sancharnet.in*

Ahmedabad (PBCR) (Urban & Rural): The Gujarat Cancer and Research Institute (M.P. Shah Cancer Hospital), New Civil Hospital Compound, Asarwa, Ahmedabad - 380 016. *Email: gcriad1@sancharnet.in; Website: http://www.cancerindia.org*

Kolkata (PBCR): Chittaranjan National Cancer Institute, 37 S.P. Mukherjee Road, Kolkata - 700 026. *Email: cncinst@giasc101.vsnl.net.in*

Pune, Nagpur & Aurangabad (PBCR): Indian Cancer Society, 74, Jerbai Wadia Road, Parel, P.O. Box No. 6033, Mumbai – 400012. *Email: bcrics@vsnl.com; Website: http://www.indiancancersociety.org/*

Kollam: Natural Background Radiation Cancer Registry, Karunagappally, Puthenthura P.O., Neendakara, Kollam - 691 588 (Kerala). *Email: nbrkply@gmail.com*

Meghalaya State: Civil Hospital, Shillong - 793 012. *Email: cancerregistry_shg@yahoo.co.in*

Nagaland: Naga Hospital Authority, P.O. Box No. 173, Kohima - 797 001. *Email: diagnostic_centrek@yahoo.co.in*

Tripura State: Cancer Hospital, 79 tilla, Agartala - 799 006. *Email: rccagartala@yahoo.com, asis_debbarma@rediffmail.com*

Steering / Monitoring Committee / Other Members

Dr G.K. Rath, In-Charge, Institute Rotary Cancer Hospital, Professor and Head, Department of Radiation Oncology, All India Institute of Medical Sciences, Ansari Nagar, New Delhi – 110 029. *Email: gkrath@rediffmail.com*

Dr Padam Singh, Vice President, EPOS Health (India) Pvt. Ltd, No. 445, Udyog Vihar, Phase-III, Gurgaon – 122 016 (Haryana).

Dr J.P. Muliyl, Principal, Christian Medical College, Vellore – 632 004, Tamil Nadu.

Dr Kusum Verma, Chairman and Senior Consultant, Department of Cytopathology, Sir Ganga Ram Hospital, Rajinder Nagar, New Delhi – 110 060.

Dr A.C. Kataki, Director, Dr. B. Borooah Cancer Institute, (Regional Institute for Treatment and Research), Gopinath Nagar, Guwahati – 781 016 (Assam). *Email: bbci_info@yahoo.co.in*

Dr P.C. Gupta, Director, Healix – Sekhsaria Institute of Public Health, 601 Great Eastern Chambers, Plot 28, Sector 11, CBD, Belapur (East), Navi Mumbai – 400 614. *Email: pcgupta@healis.org*

Dr S. Radhakrishna, D-201 High Rise Apartments, Lower Tank Bund Road, Gandhinagar, Hyderabad – 500 080. *Email: radkrsna@hotmail.com*

Dr R.N. Visweswara, Prof. of Pathology, Vydehi Institute of Medical Sciences and Research Centre, No.82, EPIP Area, Whitefield, Bangalore – 560 066.

Mr. P. Gangadharan, Consultant – Oncology Centre, Amrita Institute of Medical Sciences, Elamakkara P.O., Edappally, Kochi - 682 026. *Email: gangadharanp@aims.amrita.edu*

Dr Kusum Joshi, Prof. & Head of Histopathology, PGIMER, Chandigarh – 160 012.

Chairman of North East Region Project: Prof. R.C. Mahajan, SN Bose INSA Research Professor & Emeritus Professor, Department of Parasitology, Postgraduate Institute of Medical Education & Research, Chandigarh – 160 012. *Email: medinst@pgi.chd.nic.in*

Coordinator of Special Cell at Kolkata: Dr. Manas Nath Bandyopadhyay, Consultant Oncologist & In-charge, Research Division, Cancer Centre Welfare Home & Research Institute, Mahatma Gandhi Road, Thakurpukur, Kolkata – 700 063. *Email: ccwhri@cal2.vsnl.net.in*

Other Publications of NCRP

1. Annual Report 1982: National Cancer Registry, Indian Council of Medical Research, New Delhi, 1985.
2. Annual Report 1983: National Cancer Registry, Indian Council of Medical Research, New Delhi, 1986.
3. Annual Report 1984: National Cancer Registry, Indian Council of Medical Research, New Delhi, 1987.
4. Annual Report 1985: National Cancer Registry, Indian Council of Medical Research, New Delhi, 1988.
5. Annual Report 1986: National Cancer Registry, Indian Council of Medical Research, New Delhi, 1989.
6. Annual Report 1987: National Cancer Registry Programme, Indian Council of Medical Research, New Delhi, 1989.
7. Biennial Report 1988-1989: National Cancer Registry Programme, Indian Council of Medical Research, New Delhi, 1992.
8. Consolidated Report of the Population Based Cancer Registries 1990-1996: National Cancer Registry Programme (ICMR), Bangalore, 2001.
9. Consolidated Report of the Population Based Cancer Registries 1990-1996 Supplement: Year-wise Tabulation of Incident Cancers and Rates by Site and Gender: National Cancer Registry Programme (ICMR), Bangalore, 2001
10. Ten Year Consolidated Report of the Hospital Based Cancer Registries 1984-93: National Cancer Registry Programme (ICMR), Bangalore, 2001.
11. NCRP - An Overview 1981-2001: National Cancer Registry Programme (ICMR), Bangalore, 2001.
12. Two-Year Report of the Population Based Cancer Registries 1997-1998: National Cancer Registry Programme (ICMR), Bangalore, 2002.
13. Five Year Consolidated Report on Hospital Based Cancer Registries 1994-1998: National Cancer Registry Programme (ICMR), Bangalore, 2002.
14. Development of an Atlas of Cancer in India. First All India Report 2001-2002 vol. I and II. [www.canceratlasindia.org]: National Cancer Registry Programme (ICMR), Bangalore, 2004.
15. An Overview - Development of an Atlas of Cancer in India. First All India Report 2001-2002 vol. I and II. [www.canceratlasindia.org]: National Cancer Registry Programme (ICMR), Bangalore, 2004.
16. Two-Year Report of the Population Based Cancer Registries 1999-2000: National Cancer Registry Programme (ICMR), Bangalore, 2005.
17. Two-Year Report of the Hospital Based Cancer Registries 1999-2000: National Cancer Registry Programme (ICMR), Bangalore, 2005.
18. First Report of the Population Based Cancer Registries under North Eastern Regional Cancer Registry 2003-2004: National Cancer Registry (ICMR), Bangalore, 2006.
19. An Overview - First Report of the North-East Population Based Cancer Registries 2003-2004: National Cancer Registry Programme (ICMR), Bangalore, 2006.
20. Consolidated Report of Population Based Cancer Registries 2001-2004: National Cancer Registry Programme (ICMR), Bangalore, 2006.
21. Consolidated report of Hospital Based Cancer Registries 2001-2003: National Cancer Registry Programme (ICMR), Bangalore, 2007.
22. Second Report of the North East Population Based Cancer Registries 2005-2006: National Cancer Registry Programme (ICMR), Bangalore, 2008.
23. Two-Year Report of the Population Based Cancer Registries 2004-2005: National Cancer Registry Programme (ICMR), Bangalore, 2008.
24. Time Trends in Cancer Incidence Rates 1982-2005: National Cancer Registry Programme (ICMR), Bangalore, 2009.
25. Consolidated Report of Hospital Based Cancer Registries 2004-2006: National Cancer Registry Programme (ICMR), Bangalore, 2009.
26. Report of Cancer in Bhopal: Comparison of Cancer Patterns in MIC Affected and Unaffected Areas (1988-2007): National Cancer Registry Programme (ICMR), Bangalore, 2010.