

SNAPSHOT OF REGISTRIES

NCT of Delhi

Delhi - PBCR

Host Institution

Dr B.R. Ambedkar Institute Rotary Cancer Hospital, All India Institute of Medical Sciences, New Delhi

State	PBCR Establishment Year	Coverage Area	No. of Sources of data	Leading site of cancer*	
				Males	Females
Delhi	1988	Delhi urban	104	Lung CR: 11.8	Breast CR: 33.3

* Per 100,000 Population

Number and Proportion of new Cancer Cases Contributed to PBCR by the Main Sources of Registration: Delhi (2012-2014)

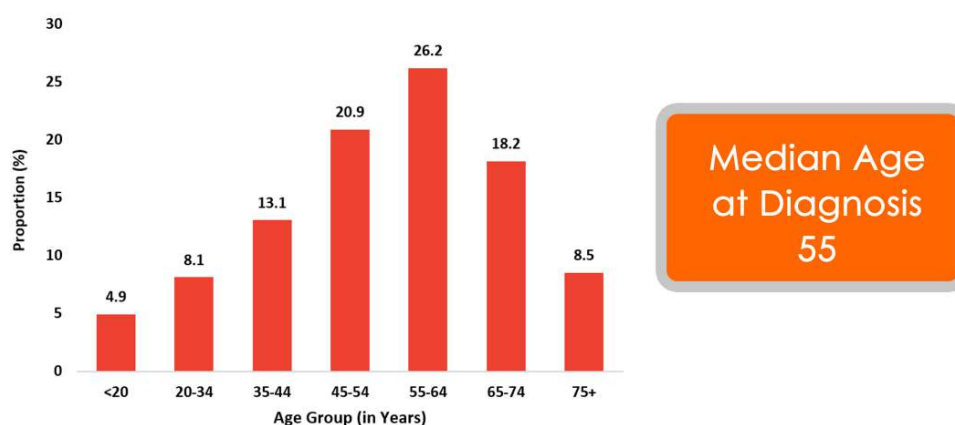
Name of the Institute	Number	%
All India Institute of Medical Science and Institute-Rotary Cancer Hospital, Delhi	11017	18.3
Rajiv Gandhi Cancer Hospital, Delhi	7267	12.1
Safdarjung Hospital, Delhi	6364	10.6
Delhi State Cancer Institute, Delhi	4918	8.2
Lok Nayak Jai Prakash Narayan Hospital, Delhi	3630	6.0
Max Devki Devi Hospital, Saket, Delhi	3349	5.6
Balaji Hospital, Delhi	2314	3.9
Dharamshila Hospital, Delhi	2121	3.5
Apollo Hospital, Delhi	2037	3.4
Ram Manohar Lohia Hospital, Delhi	1911	3.2
Batra Hospital, Delhi	1899	3.2

Name of the Institute	Number	%
Sri Ganga Ram Hospital, Delhi	1775	3.0
Max Balaji Hospital, Patparganj, Delhi	1561	2.6
Govind Ballabh Pant Hospital, Delhi	1223	2.0
Employee's State Insurance Hospital, Delhi	1094	1.8
Shanthy Mukund Hospital, Delhi	863	1.4
Medanta Cancer Centre, Gurgaon	843	1.4
Municipal Corporation of Delhi, Delhi	796	1.3
Lady Hardinge Medical College and Kalawati Saran Children's Hospital, Delhi	752	1.3
Others	4363	7.3
Total	60097	100.0

1. Institutions listed have registered at least one percent of all cases in the registry for selected year(s).
2. Institutions could have registered / reported more cases, since duplicate registrations and non-resident / registry cases are not included.

Delhi (2012-2014)

Percentage of New Cases of Cancer Registered by Age Group for Both Sexes



Hospital Based Cancer Registries in Delhi

Sl No	Name of the Institute	HBCR Establishment Year	Top 5 Leading Sites of Cancer	
			Males	Females
1.	Max Super Speciality Hospital, New Delhi (2013-2016)	2013	Lung (C33-C34) Prostate (C61) Mouth (C03-C06) Tongue (C01-C02) Brain, NS (C70-C72)	Breast (C50) Ovary(C56) Corpus Uteri (C54) Cervix Uteri (C53) Gall Bladder (C23-C24)
2.	Dr. B.R. Ambedkar Institute Rotary Cancer Hospital, New Delhi (2012, 2014-2015)	2012	Lung (C33-C34) Mouth (C03-C06) Tongue (C01-C02) NHL (C82-C85) Lymphoid Leuk. (C91)	Breast (C50) Cervix Uteri (C53) Ovary (C56) Gall Bladder (C23-C24) Lung (C33-C34)
3.	Max Super Speciality Hospital, Patparganj, Delhi (2015-2016)	2015	Mouth (C03-C06) Lung (C33-C34) Tongue (C01-C02) Prostate (C61) Oesophagus (C15)	Breast (C50) Cervix Uteri (C53) Ovary (C56) Gall Bladder (C23-C24) Corpus Uteri (C54) Lung (C33-C34)
4.	Rajiv Gandhi Cancer Institute, New Delhi (2012-2013)	2012	Lung (C33-C34) Mouth (C03-C06) Tongue (C01-C02) Prostate (C61) Urinary Bladder (C67)	Breast (C50) Gall Bladder (C23-C24) Cervix Uteri (C53) Ovary (C56) Lung (C33-C34)

Punjab state

Patiala district - PBCR

Host Institution Government Medical College, Rajindra Hospital, Patiala

State	PBCR Establishment Year	Coverage Area	No. of Sources of data	Leading site of cancer*	
				Males	Females
Punjab	2011	Patiala district	54	Oesophagus CR: 10.7	Breast CR: 38.4

* Per 100,000 Population

Number and Proportion of new Cancer Cases Contributed to PBCR by the Main Sources of Registration: Patiala district (2012-2016)

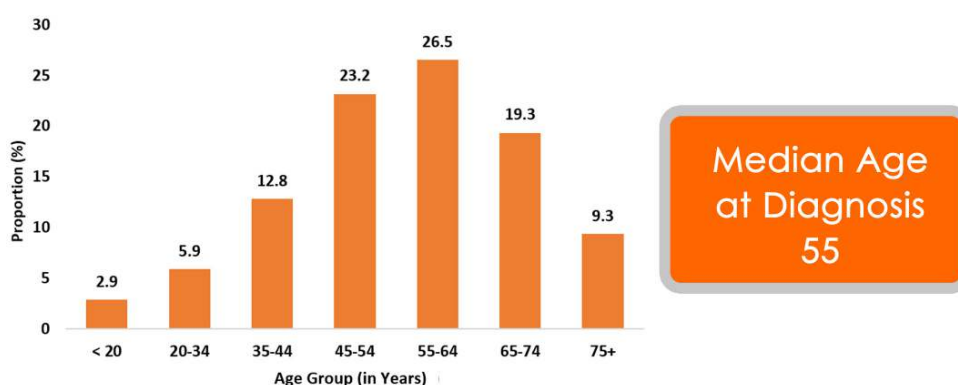
Name of the Institute	Number	%
Rajindra Hospital, Patiala	4068	35.5
Cancer Atlas under NCRP	889	7.7
Civil Surgeon Office, Patiala	746	6.5
Municipal Corporation, Patiala	213	1.9
Amar Hospital, Patiala	156	1.4
Ashok Clinical Laboratory, Patiala	130	1.1
Advance Cancer Diagnostic Treatment & Research Center Bathinda, Patiala	129	1.1
Sources of Registration outside the registry area		
Postgraduate Institute of Medical Education and Research, Chandigarh	1645	14.3
DHS Office Cancer Control Cell, Chandigarh	418	3.6
Guru Gobind Singh Medical College, Faridkot	182	1.6
Rajiv Gandhi Cancer Institute, Delhi	113	1.0
Acharya Tulsi Regional Cancer Institute and research Center, Rajasthan	216	1.9
Others	2566	22.4
Total	11471	100.0

1. Institutions listed have registered at least one percent of all cases in the registry for selected year(s).

2. Institutions could have registered / reported more cases, since duplicate registrations and non-resident / registry cases are not included.

Patiala district (2012-2016)

Percentage of New Cases of Cancer Registered by Age Group for Both Sexes



Telangana state

Hyderabad district - PBCR

Host Institution **Nizam's Institute of Medical Sciences, Hyderabad**

State	PBCR Establishment Year	Coverage Area	No. of Sources of data	Leading site of cancer*	
				Males	Females
Telangana	2014	Hyderabad district	24	Mouth CR: 11.2	Breast CR: 39.0

* Per 100,000 Population

Number and Proportion of new Cancer Cases Contributed to PBCR by the Main Sources of Registration: Hyderabad district (2014-2016)

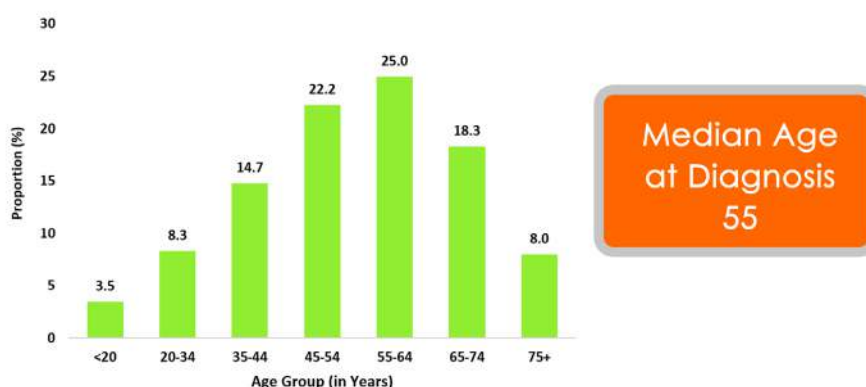
Name of the Institute	Number	%
Indo American Chamber of Commerce, Punjagutta, Hyderabad	3244	28.0
Mehdi Nawaj Jung Institute of Oncology, Hyderabad	2870	24.7
Yashoda Hospitals, Hyderabad	1330	11.5
Omega Hospital, Hyderabad	1139	9.8
Apollo Cancer Hospital, Hyderabad	761	6.6
Krishna Institute of Medical Sciences, Hyderabad	662	5.7
Kerala Institute of Medical Sciences BiBi Cancer Hospital, Hyderabad	437	3.8
Citizens Speciality Hospital, Hyderabad	343	3.0
Sowmya Multispeciality Hospital, Hyderabad	218	1.9
Nizams Institute of Medical Sciences, Hyderabad	150	1.3
Others	442	3.8
Total	11596	100.0

1. Institutions listed have registered at least one percent of all cases in the registry for selected year(s).

2. Institutions could have registered / reported more cases, since duplicate registrations and non-resident / registry cases are not included.

Hyderabad district (2014-2016)

Percentage of New Cases of Cancer Registered by Age Group for Both Sexes



Hospital Based Cancer Registries in Hyderabad

SI No	Name of the Institute	HBCR Establishment Year	Top 5 Leading Sites of Cancer	
			Males	Females
1	Indo-American Cancer Institute & Research Centre, Hyderabad (2012)	2011	Lung (C33-C34) Stomach (C16) Mouth (C03-C06) Tongue (C01-C02) Rectum (C19-C20)	Breast (C50) Cervix Uteri (C53) Ovary (C56) Thyroid (C73) Stomach (C16)

Kerala state

Kollam district - PBCR

Host Institution **Regional Cancer Centre, Thiruvananthapuram**

State	PBCR Establishment Year	Coverage Area	No. of Sources of data	Leading site of cancer*	
				Males	Females
Kerala	2006	Kollam district	160	Lung CR: 29.4	Breast CR: 40.3

* Per 100,000 Population

Number and Proportion of new Cancer Cases Contributed to PBCR by the Main Sources of Registration: Kollam district (2012-2016)

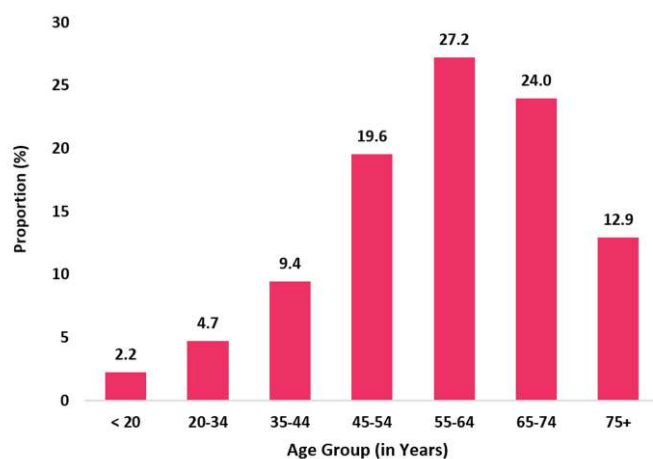
Name of the Institute	Number	%
Employee's State Insurance Hospital, Asramam	694	3.5
Vital Statistics Division Of 71 Panchayats in Kollam District	686	3.5
Holy Cross Hospital, Kottiyam	672	3.4
District Hospital, Kollam	536	2.7
Travancore Medical College, Kollam	446	2.3
Benziger Hospital, Kollam	425	2.2
Natural Background Radiation Cancer Clinics, Kollam	242	1.2
Assissy Dental Hospital, Nedumpana	258	1.3
Sankers Hospital, Kollam	197	1.0
Sources of Registration outside the registry area		
Regional Cancer Centre, Thiruvananthapuram	5567	28.2
Medical College, Thiruvananthapuram	5242	26.6
Amrita Institute of Medical Science, Ernakulam	997	5.1
Medical College, Alappuzha	464	2.4
Sanatorium for Chest Disease, Pulayanarkotta, Thiruvananthapuram	222	1.1
Others	3062	15.5
Total	19710	100.0

1. Institutions listed have registered at least one percent of all cases in the registry for selected year(s).

2. Institutions could have registered / reported more cases, since duplicate registrations and non-resident / registry cases are not included.

Kollam district (2012-2016)

Percentage of New Cases of Cancer Registered by Age Group for Both Sexes



**Median Age
at Diagnosis
60**

Kerala state

Thiruvananthapuram district - PBCR

Host Institution **Regional Cancer Centre, Thiruvananthapuram**

State	PBCR Establishment Year	Coverage Area	No. of Sources of data	Leading site of cancer*	
				Males	Females
Kerala	2005	Thiruvananthapuram taluk up to 2011; district Coverage from 2012	57	Lung CR: 21.3	Breast CR: 47.0

* Per 100,000 Population

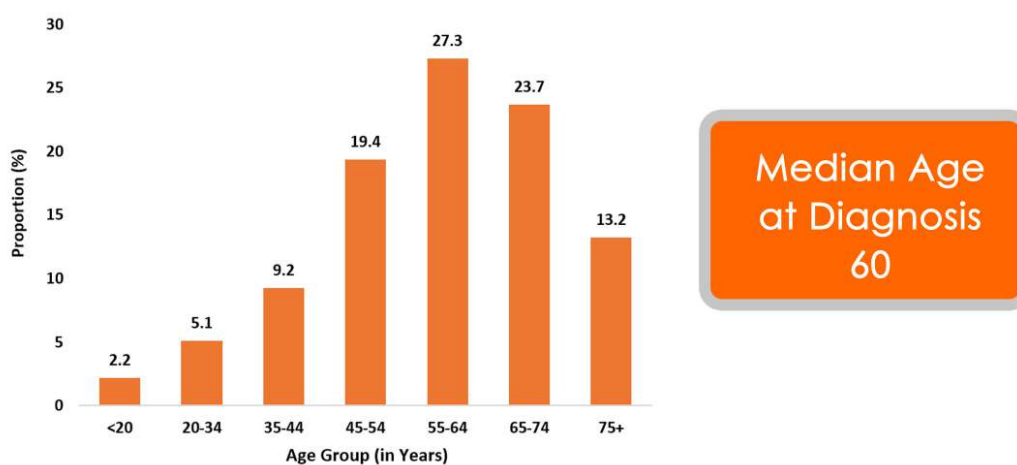
Number and Proportion of new Cancer Cases Contributed to PBCR by the Main Sources of Registration: Thiruvananthapuram district (2012-2016)

Name of the Institute	Number	%
Medical College Hospital, Thiruvananthapuram	9221	33.1
Regional Cancer Centre, Thiruvananthapuram	6313	22.7
Kerala Institute of Medical Sciences Hospital, Thiruvananthapuram	1040	3.7
Sree Uthradom Thirunal Hospital, Thiruvananthapuram	736	2.6
Cosmopolitan Hospital, Thiruvananthapuram	719	2.6
P. Ratnasami Hospital, Thiruvananthapuram	603	2.2
Death Certificate Only	592	2.1
Thiruvananthapuram Corporation, Thiruvananthapuram	554	2.0
General Hospital, Thiruvananthapuram	484	1.7
Ananthapuri Hospital, Thiruvananthapuram	329	1.2
Others	7242	26.0
Total	27833	100.0

1. Institutions listed have registered at least one percent of all cases in the registry for selected year(s).
2. Institutions could have registered / reported more cases, since duplicate registrations and non-resident / registry cases are not included.

Thiruvananthapuram district(2012-2016)

Percentage of New Cases of Cancer Registered by Age Group for Both Sexes



Hospital Based Cancer Registries in Thiruvananthapuram

SI No	Name of the Institute	HBCR Establishment Year	Top 5 Leading Sites of Cancer	
			Males	Females
1	Regional Cancer Centre, Thiruvananthapuram (2012-2016)	1984	Lung (C33-C34) Mouth (C03-C06) Tongue (C01-C02) Stomach (C16) NHL (C82-C85)	Breast (C50) Thyroid (C73) Cervix Uteri (C53) Ovary (C56) Corpus Uteri (C54)

Hospital Based Cancer registries in Kerala state

SI No	Name of the Institute	HBCR Establishment Year	Top 5 Leading Sites of Cancer	
			Males	Females
1	Amrita Institute of Medical Sciences & Research Centre, Kochi (2012-2016)	2011	Liver (C22) Lung (C33-C34) Prostate (C61) Thyroid (C73) Stomach (C16) NHL (C82-C85)	Breast (C50) Thyroid (C73) Ovary (C56) Lung (C33-C34) Corpus Uteri (C54)
2	Malabar Cancer Centre, Kannur (2012-2016)	2011	Lung (C33-C34) Mouth (C03-C06) Stomach (C16) Tongue (C01-C02) Larynx (C32)	Breast (C50) Cervix Uteri (C53) Ovary (C56) Mouth (C03-C06) Lung (C33-C34)
3	General Hospital, Ernakulam (2012)	2011	Lung (C33-C34) Stomach (C16) Mouth (C03-C06) Larynx (C32) Tongue (C01-C02)	Breast (C50) Cervix Uteri (C53) Ovary (C56) Corpus Uteri (C54) Mouth (C03-C06)
4	Government Medical College, Thrissur (2014)	2015	Lung (C33-C34) Stomach (C16) Oesophagus (C15) Larynx (C32) Tongue (C01-C02)	Breast (C50) Cervix Uteri (C53) Ovary (C56) Mouth (C03-C06) Corpus Uteri (C54) Stomach (C16) Lung (C33-C34)
5	MES Medical College & Hospital, Perinthalmanna (2016)	2013	Lung (C33-C34) Stomach (C16) Rectum (C19-C20) Prostate (C61) Urinary Bladder (C67) NHL (C82-C85)	Breast (C50) Ovary (C56) Uterus Unsp. (C55) Multiple Myeloma (C90) Corpus Uteri (C54) Cervix Uteri (C53)

Karnataka state

Bangalore - PBCR

Host Institution Kidwai Memorial Institute of Oncology (KMIO), Bengaluru

State	PBCR Establishment Year	Coverage Area	No. of Sources of data	Leading site of cancer*	
				Males	Females
Karnataka	1981	Bangalore Urban Agglomeration	194	Lung CR: 9.8	Breast CR: 35.0

* Per 100,000 Population

Number and Proportion of new Cancer Cases Contributed to PBCR by the Main Sources of Registration: Bengaluru (2012-2014)

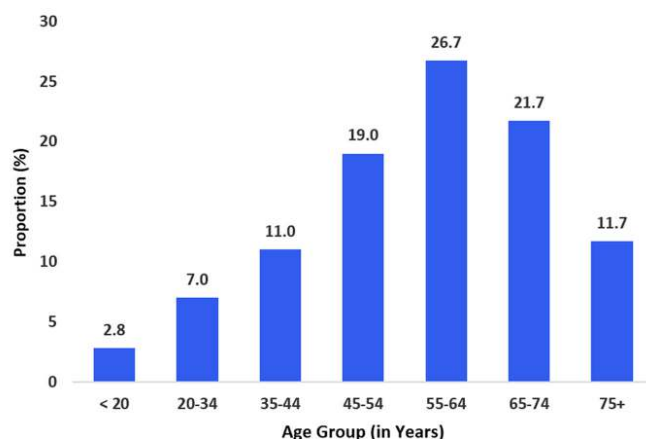
Name of the Institute	Number	%
Bangalore Institute of Oncology, Bengaluru	8766	30.2
Kidwai Memorial Institute of Oncology, Bengaluru	5631	19.4
Karunashraya Bangalore Hospice Trust, Bengaluru	1506	5.2
Manipal Hospital, Bengaluru	1423	4.9
M S Ramaiah Medical College, Bengaluru	1279	4.4
Curie Institute of Oncology, Bengaluru	1178	4.1
Apollo Hospital, Bengaluru	934	3.2
St. John Medical College & Hospital, Bengaluru	811	2.8
Vydehi Institute of medical science and research center, Bengaluru	692	2.4
Narayana Hrudalaya Health City, Bengaluru	544	1.9
Employee's State Insurance Hospital, Rajaji Nagar, Bengaluru	409	1.4
Popular Polyclinic, Bengaluru	380	1.3
Others	5496	18.9
Total	29049	100.0

1. Institutions listed have registered at least one percent of all cases in the registry for selected year(s).

2. Institutions could have registered / reported more cases, since duplicate registrations and non-resident / registry cases are not included.

Bangalore (2012-2014)

Percentage of New Cases of Cancer Registered by Age Group for Both Sexes



Median Age
at Diagnosis
58

Hospital Based Cancer Registries in Bengaluru

SI No	Name of the Institute	HBCR Establishment Year	Top 5 Leading Sites of Cancer	
			Males	Females
1	Vydehi Institute of Medical Sciences, Bengaluru (2012-2016)	2012	Lung (C33-C34) Stomach (C16) Mouth (C03-C06) Oesophagus (C15) Tongue (C01-C02)	Cervix Uteri (C53) Breast (C50) Mouth (C03-C06) Ovary (C56) Oesophagus (C15)
2	Kidwai Memorial Institute of Oncology, Bengaluru (2012-2015)	1984	Lung (C33-C34) Hypopharynx (C12-13) Oesophagus (C15) Mouth (C03-C06) Tongue (C01-C02)	Cervix Uteri (C53) Breast (C50) Mouth (C03-C06) Ovary (C56) Thyroid (C73)
3	St. Johns Medical Hospital, Bengaluru (2013-2016)	2012	Lung (C33-C34) Lymphoid Leuk. (C91) Stomach (C16) Prostate (C61) NHL (C82-C85)	Breast (C50) Cervix Uteri (C53) Lymphoid Leuk. (C91) Ovary (C56) Lung (C33-C34)
4	HCG Bangalore Institute of Oncology, Bengaluru (2012-13)	2011	Lung (C33-C34) Prostate (C61) Stomach (C16) Thyroid (C73) Brain, NS (C70-C72)	Breast (C50) Cervix Uteri (C53) Thyroid (C73) Ovary (C56) Lung (C33-C34)
5	Narayana Hrudayalaya Health City, Bengaluru (2016)	2011	Mouth (C03-C06) Lung (C33-C34) Tongue (C01-C02) Brain, NS (C70-C72) NHL (C82-C85)	Breast (C50) Cervix Uteri (C53) Mouth (C03-C06) Brain, NS (C70-C72) Ovary (C56)

Hospital Based Cancer Registries in Karnataka state

SI No	Name of the Institute	HBCR Establishment Year	Top 5 Leading Sites of Cancer	
			Males	Females
1	Shakunatala Memorial Hospital & Research Centre, Hubli (2014-2016)	2015	Mouth (C03-C06) Oesophagus (C15) Tongue (C01-C02) Larynx (C32) Rectum (C19-C20)	Breast (C50) Ovary (C56) Oesophagus (C15) Thyroid (C73) Tongue (C01-C02) Mouth (C03-C06)
2	HCG NMR Cancer Centre, Hubli (2015-2016)	2014	Mouth (C03-C06) Oesophagus (C15) Lung (C33-C34) Tongue (C01-C02) Larynx (C32)	Breast (C50) Cervix Uteri (C53) Oesophagus (C15) Ovary (C56) Corpus Uteri (C54)
3	Mandya Institute of Medical Sciences, Mandya (2015-2016)	2015	Hypopharynx(C12-C13) Larynx (C32) Oth. Oropharynx (C10) Oesophagus (C15) Tongue (C01-C02)	Breast (C50) Cervix Uteri (C53) Oesophagus (C15) Ovary (C56) Pancreas (C25) Stomach (C16) Mouth (C03-C06) Oth. Oropharynx (C10) Larynx (C32)

SI No	Name of the Institute	HBCR Establishment Year	Top 5 Leading Sites of Cancer	
			Males	Females
4	A.J. Hospital & Research Centre, Mangaluru (2014-2015)	2013	Mouth (C03-06) Lung (C33-C34) Oth. Oropharynx (C10) Larynx (C32) Oesophagus (C15)	Breast (C50) Cervix Uteri (C53) Mouth (C03-C06) Hypopharynx (C12-C13) Rectum (C19-C20)
5	SDM College of Dental Sciences and Hospital, Dharwad (2014-2015)	2014	Mouth (C03-06) Tongue (C01-C02) Lip (C00) NHL (C82-C85)	Mouth (C03-C06) Tongue (C01-C02) Nose, Sinuses (C30-C31) Multiple Myeloma (C90) Bone (C40-C41) Lip (C00)
6	Father Muller Medical College Hospital, Mangaluru (2016)	2013	Mouth (C03-C06) Lung (C33-C34) Stomach (C16) Tongue (C01-C02) Larynx (C32) Oesophagus (C15)	Cervix Uteri (C53) Breast (C50) Ovary (C56) Mouth (C03-C06) Stomach (C16)

Tamil Nadu state

Chennai - PBCR

Host Institution Cancer Institute (WIA), Adyar, Chennai

State	PBCR Establishment Year	Coverage Area	No. of Sources of data	Leading site of cancer*	
				Males	Females
Tamil Nadu	1982	Chennai Municipal Corporation	191	Lung CR: 11.8	Breast CR: 46.0

* Per 100,000 Population

Number and Proportion of new Cancer Cases Contributed to PBCR by the Main Sources of Registration: Chennai (2012-2016)

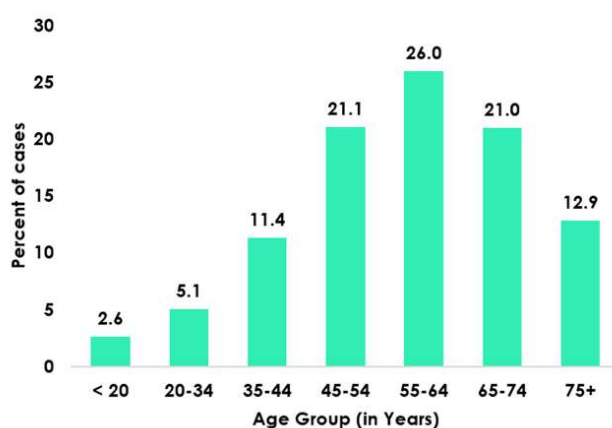
Name of the Institute	Number	%	Name of the Institute	Number	%
Cancer Institute (WIA), Chennai	5284	16.9	Tamil Nadu Government Multi Super Speciality Hospital, Chennai	676	2.2
Government General Hospital, Chennai	3614	11.6	Government Women's and Children's Hospital, Chennai	526	1.7
Apollo Hospital, Chennai	2023	6.5	St. Issabels Hospital, Chennai	469	1.5
Government Royapettah Hospital, Chennai	2003	6.4	Vijaya Hospital, Chennai	368	1.2
Government Stanley Hospital, Chennai	1924	6.2	Chennai Breast Cancer Care Centre, Chennai	344	1.1
Corporation of Chennai, Chennai	1770	5.7	Southern Railway Hospital, Chennai	316	1.0
VS Hospitals, Chennai	1229	3.9	Government Employees State Insurance Hospital, K.K. Nagar, Chennai	305	1.0
Dr Rai Memorial Cancer Centre, Chennai	1129	3.6	Cauvery Hcg Hospital, Chennai	303	1.0
Billroth Hospital, Chennai	856	2.7	Others	6635	21.2
Sri Ramachandara Medical and Research Centre, Chennai	751	2.4	Total	31271	100.0
Kumaran Nursing Home, Chennai	746	2.4			

1. Institutions listed have registered at least one percent of all cases in the registry for selected year(s).

2. Institutions could have registered / reported more cases, since duplicate registrations and non-resident / registry cases are not included.

Chennai (2012-2016)

Percentage of New Cases of Cancer Registered by Age Group for Both Sexes



Median Age
at Diagnosis
58

Hospital Based Cancer Registries in Chennai

SI No	Name of the Institute	HBCR Establishment Year	Top 5 Leading Sites of Cancer	
			Males	Females
1	Cancer Institute (WIA), Chennai (2012-2016)	1984	Mouth (C03-C06) Stomach (C16) Lung (C33-C34) Tongue (C01-C02) Oesophagus (C15)	Breast (C50) Cervix Uteri (C53) Ovary (C56) Mouth (C03-C06) Stomach (C16)

Hospital Based Cancer Registries in Tamil Nadu state

SI No	Name of the Institute	HBCR Establishment Year	Top 5 Leading Sites of Cancer	
			Males	Females
1	International Cancer Centre, Neyyoor (2012-2016)	2012	Tongue (C01-C02) Mouth (C03-C06) Lung (C33-C34) Stomach (C16) Larynx (C32)	Breast (C50) Cervix Uteri (C53) Ovary (C56) Corpus Uteri (C54) Tongue (C01-C02)
2	Govt Arignar Anna Memorial Cancer Hospital & Research Institute, Kanchipuram (2014-2016)	2012	Stomach (C16) Mouth (C03-C06) Tongue (C01-C02) Lung (C33-C34) Oth. Oropharynx(C10)	Cervix Uteri (C53) Breast (C50) Mouth (C03-C06) Ovary (C56) Stomach (C16)
3	Erode Cancer Centre, Thindal, Erode (2012)	2013	Oesophagus (C15) Tongue (C01-C02) Lung (C33-C34) Hypopharynx(C12-C13) Larynx (C32)	Cervix Uteri (C53) Breast (C50) Ovary (C56) Oesophagus (C15) Hypopharynx(C12-C13) Lung (C33-C34) Corpus Uteri (C54)

West Bengal state

Kolkata - PBCR

Host Institution Chittaranjan National Cancer Institute (CNCI) and Saroj Gupta Cancer Centre & Research Institute (SGCCRI)

State	PBCR Establishment Year	Coverage Area	No. of Sources of data	Leading site of cancer*	
				Males	Females
West Bengal	2005	Kolkata Municipal Corporation	59	Lung CR: 22.0	Breast CR: 26.3

* Per 100,000 Population

Number and Proportion of new Cancer Cases Contributed to PBCR by the Main Sources of Registration: Kolkata (2012-2015)

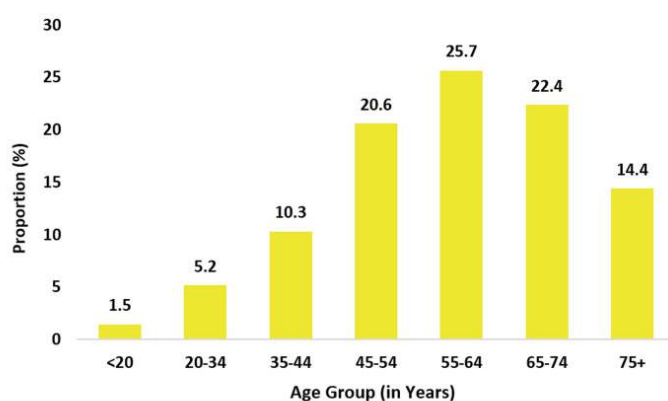
Name of the Institute	Number	%
Calcutta Corporation, Kolkata	4455	23.0
Chittaranjan National Cancer Institute, Kolkata	2637	13.6
Cancer Centre and Welfare Home & Research Institute, Kolkata	2215	11.5
Nil Ratan Sircar Medical College and Hospital, Kolkata	1573	8.1
Calcutta Medical College & Hospital, Kolkata	1150	5.9
Seth Sukhlal Karnani Memorial Hospital, Kolkata	1073	5.5
Radha Gobinda Kar Medical College and Hospital, Kolkata	833	4.3
Netaji Subhas Chandra Bose Cancer Research Center, Kolkata	805	4.2
Quadra Medical Centre, Kolkata	560	2.9
Apollo Hospital, Kolkata	523	2.7
Ruby General Hospital, Kolkata	452	2.3

Name of the Institute	Number	%
Woodlands Multispeciality Hospital, Kolkata	416	2.2
Badri Prasad Poddar Hospital & Medical Research, Kolkata	264	1.4
Employee's State Insurance Hospital, Kolkata	247	1.3
N G Medicare & Calcutta Hope Infertility Clinic, Kolkata	244	1.3
EKO -X -RAY Imaging Institute, Kolkata	223	1.2
Ramakrishna Mission Seva Pratishthan, Kolkata	217	1.1
Calcutta Medical Research Institute, Kolkata	216	1.1
Subodh Mita Cancer Hospital & Research Centre, Kolkata	196	1.0
Others	1038	5.4
Total	19337	100.0

1. Institutions listed have registered at least one percent of all cases in the registry for selected year(s).
2. Institutions could have registered / reported more cases, since duplicate registrations and non-resident / registry cases are not included.

Kolkata (2012-2015)

Percentage of New Cases of Cancer Registered by Age Group for Both Sexes



Median Age
at Diagnosis
59

Hospital Based Cancer Registries in Kolkata

SI No	Name of the Institute	HBCR Establishment Year	Top 5 Leading Sites of Cancer	
			Males	Females
1	Tata Medical Center, Kolkata (2015-2016)	2014	Lung (C33-C34) Prostate (C61) NHL (C82-C85) Mouth (C03-C06) Urinary Bladder (C67)	Breast (C50) Ovary (C56) Cervix Uteri (C53) Gall Bladder (C23-C24) Corpus Uteri (C54)
2	Chittaranjan National Cancer Institute, Kolkata (2016)	2015	Lung (C33-C34) Mouth (C03-C06) Gall Bladder (C23-C24) Tongue (C01-C02) Stomach (C16)	Breast (C50) Cervix Uteri (C53) Gall Bladder (C23-C24) Mouth (C03-C06) Ovary (C56)

Gujarat state

Ahmedabad urban - PBCR

Host Institution **The Gujarat Cancer & Research Institute, Ahmedabad**

State	PBCR Establishment Year	Coverage Area	No. of Sources of data	Leading site of cancer*	
				Males	Females
Gujarat	2007	Ahmedabad urban Agglomeration	75	Mouth CR: 19.2	Breast CR: 23.3

* Per 100,000 Population

Number and Proportion of new Cancer Cases Contributed to PBCR by the Main Sources of Registration: Ahmedabad urban (2012-2016)

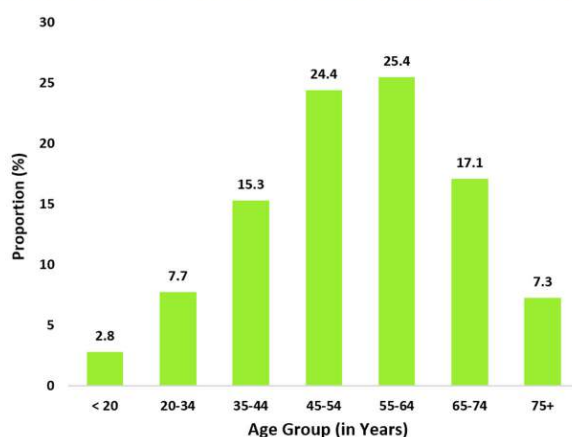
Name of the Institute	Number	%
The Gujarat Cancer & Research Institute, Ahmedabad	16314	63.7
Vedant Hospital, Ahmedabad	1590	6.2
Apollo Hospital, Ahmedabad	770	3.0
Dr. Dilip Shrinivasan (Saviour Hospital), Ahmedabad	747	2.9
Dr.S.V.Shah, S.P.Surgical Nursing Home (Neurology Center) , Ahmedabad	576	2.2
Gujarat Cancer Society, Ahmedabad	536	2.1
Care Institute of Medical Sciences, Ahmedabad	528	2.1
Dr.Jayeshbhai Patel & Dr.Natubhai Patel, Onco Surgical Hospital & Endoscopy, Ahmedabad	503	2.0
Byramjee Jeejeebhoy Medical College & Civil Hospital, Ahmedabad	469	1.8
Dr. Chirag Shah (Shyam Hem Oncology Clinic) , Ahmedabad	351	1.4
Sanket Diagnostic Pvt. Ltd, Ahmedabad	297	1.2
Sterling Hospital, Ahmedabad	281	1.1
Others	2642	10.3
Total	25604	100.0

1. Institutions listed have registered at least one percent of all cases in the registry for selected year(s).

2. Institutions could have registered / reported more cases, since duplicate registrations and non-resident / registry cases are not included.

Ahmedabad urban (2012-2016)

Percentage of New Cases of Cancer Registered by Age Group for Both Sexes



**Median Age
at Diagnosis
54**

Hospital Based Cancer Registries in Ahmedabad

SI No	Name of the Institute	HBCR Establishment Year	Top 5 Leading Sites of Cancer	
			Males	Females
1	The Gujarat Cancer & Research Institute, Ahmedabad (2014-2016)	2013	Mouth (C03-C06) Tongue (C01-C02) Lung (C33-C34) Oesophagus (C15) Hypopharynx (C12-C13)	Breast (C50) Cervix Uteri (C53) Mouth (C03-C06) Ovary (C56) Tongue (C01-C02)

Maharashtra state

Aurangabad - PBCR

Host Institution Indian Cancer Society, Mumbai

State	PBCR Establishment Year	Coverage Area	No. of Sources of data	Leading site of cancer*	
				Males	Females
Maharashtra	2005	Aurangabad city Agglomeration	7	Mouth CR: 9.0	Breast CR: 21.1

* Per 100,000 Population

Number and Proportion of new Cancer Cases Contributed to PBCR by the Main Sources of Registration: Aurangabad (2012-2016)

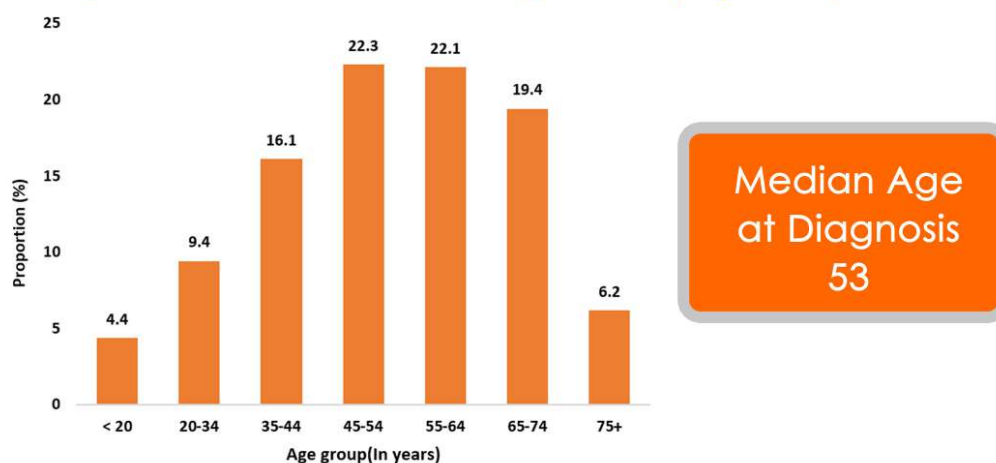
Name of the Institute	Number	%
Government Hospital, Aurangabad	2245	57.2
Kamalnayan Bajaj Hospital, Aurangabad	805	20.5
Seth Nandal Dhoot Radiotherapy Hospital, Aurangabad	416	10.6
Other Small Hospitals, Aurangabad	158	4.0
Tata Memorial Hospital, Mumbai	187	4.8
Others	113	2.9
Total	3924	100.0

1. Institutions listed have registered at least one percent of all cases in the registry for selected year(s).

2. Institutions could have registered / reported more cases, since duplicate registrations and non-resident / registry cases are not included.

Aurangabad (2012-2016)

Percentage of New Cases of Cancer Registered by Age Group for Both Sexes



Maharashtra state

Osmanabad & Beed - PBCR

Host Institution Nargis Dutt Memorial Cancer Hospital, Barshi

State	PBCR Establishment Year	Coverage Area	No. of Sources of data	Leading site of cancer*	
				Males	Females
Maharashtra	2007	2 districts - Osmanabad & Beed	72	Mouth CR: 4.7	Cervix Uteri CR: 13.8

* Per 100,000 Population

Number and Proportion of new Cancer Cases Contributed to PBCR by the Main Sources of Registration: Osmanabad & Beed (2012-2015)

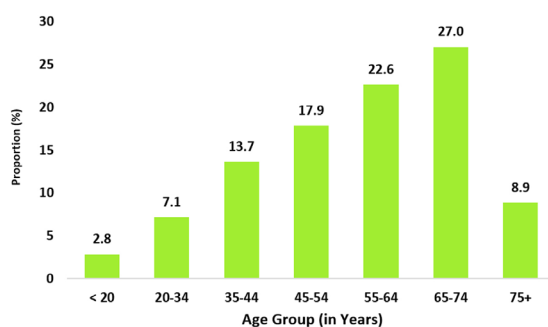
Name of the Institute	Number	%
Barshi Cancer Hospital, Solapur	2339	28.9
Swami Ramanand Tirth Rural Medical College, Ambejogai	1410	17.4
Shri. Pathology Laboratory (Dr. Jadhav)/Civil Hospital, Beed	456	5.6
Dekhane Pathology Laboratory, Solapur	244	3.0
Sidheshwar Cancer Hospital, Solapur	164	2.0
Dr. Kelkar Pathology Laboratory, Solapur	112	1.4
Dr. A.S. Kothari Hospital, Barshi	89	1.1
Hiremath Hospital, Barshi	82	1.0
Kahate Pathology Laboratory, Solapur	78	1.0
Sources of Registration outside the registry area		
Civil Hospital (Ghati Hospital), Aurangabad	484	6.0
Krishna Pathology Laboratory, Latur	241	3.0
Pravara Hospital Loni, Ahemadnagar	139	1.7
Poona Registry Non / Resi-Bombay Indian Cancer Society	129	1.6
Kamal Nayan Bajaj Hospital, Aurangabad	122	1.5
Tata Memorial Centre-Bombay	89	1.1
Dr. Shinde Pathology Laboratory, Ahemadnagar	79	1.0
Others	1845	22.8
Total	8102	100.0

1. Institutions listed have registered at least one percent of all cases in the registry for selected year(s).

2. Institutions could have registered / reported more cases, since duplicate registrations and non-resident / registry cases are not included.

Osmanabad & Beed (2012-2015)

Percentage of New Cases of Cancer Registered by Age Group for Both Sexes



Median Age
at Diagnosis
60

Maharashtra state

Barshi rural - PBCR

Host Institution Tata Memorial Hospital, Mumbai and Nargis Dutt Memorial Cancer Hospital, Barshi

State	PBCR Establishment Year	Coverage Area	No. of Sources of data	Leading site of cancer*	
				Males	Females
Maharashtra	1988	Rural area of 3 taluks namely Barshi from Solapur district and Bhum & Paranda from Osmanabad district	48	Mouth CR: 4.6	Cervix Uteri CR: 17.0

* Per 100,000 Population

Number and Proportion of new Cancer Cases Contributed to PBCR by the Main Sources of Registration: Barshi Rural (2012-2016)

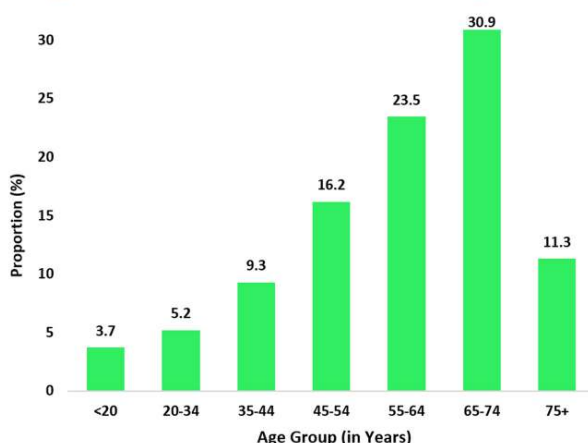
Name of the Institute	Number	%	Name of the Institute	Number	%
Barshi Cancer Hospital, Solapur	637	41.4	Ruby Hall & Other Hospital, Pune	36	2.3
Dr. A.S. Kothari Pathology Laboratory	196	12.7	Potdar Laboratory, Solapur	35	2.3
Dekhane Pathology Laboratory, Solapur	103	6.7	Ashwini Sahakari Rugnalya & Research Center, Solapur	29	1.9
Camp Detection	69	4.5	Pushpan Ultrasonography Clinic, Barshi	28	1.8
Home Visits Live Cases	64	4.2	Hiremath Hospital, Barshi	21	1.4
Other Hospital, Pune	62	4.0	Other Hospital Bombay	18	1.2
Jadgale Mama Hospital, Solapur	57	3.7	Dr. Kelkar Pathology Laboratory, Barshi	16	1.0
Dr. Patil Pathology Laboratory, Barshi	37	2.4	Others	131	8.5
			Total	1539	100.0

1. Institutions listed have registered at least one percent of all cases in the registry for selected year(s).

2. Institutions could have registered / reported more cases, since duplicate registrations and non-resident/registry cases are not included.

Barshi rural (2012-2016)

Percentage of New Cases of Cancer Registered by Age Group for Both Sexes



Median Age at Diagnosis
60

Maharashtra state

Mumbai - PBCR

Host Institution Indian Cancer Society, Mumbai

State	PBCR Establishment Year	Coverage Area	No. of Sources of data	Leading site of cancer*	
				Males	Females
Maharashtra	1982	Mumbai City & Mumbai Suburban district	81	Lung CR: 9.5	Breast CR: 35.2

* Per 100,000 Population

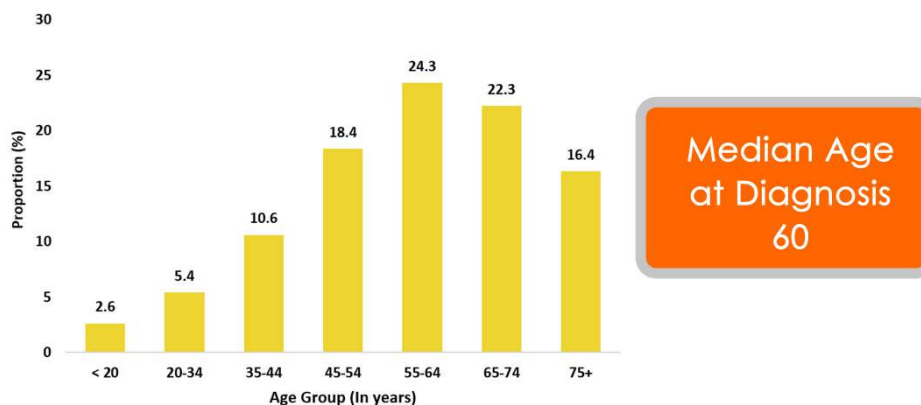
Number and Proportion of new Cancer Cases Contributed to PBCR by the Main Sources of Registration: Mumbai (2012-2015)

Name of the Institute	Number	%	Name of the Institute	Number	%
Tata Memorial hospital, Mumbai	14053	26.2	Jaslok Hospital & Research Centre, Mumbai	1416	2.6
Other Small Hospital, Mumbai	7070	13.2	S.L. Raheja Hospital, Mumbai	1287	2.4
Brihanmumbai Municipal Corporation, Mumbai	2959	5.5	Bombay Hospital & Medical Research Center, Mumbai	1179	2.2
PD Hinduja National Hospital, Mumbai	2862	5.3	Private Doctors, Mumbai	1142	2.1
Kokilaben Dhirubhai Ambani Hospital & Medical Research Institute, Mumbai	2501	4.7	Breach Candy Hospital, Mumbai	1084	2.0
BYL Nair Hospital, Mumbai	1742	3.2	Hol Spirit Hospital, Mumbai	1007	1.9
Prince Aly Khan Hospital, Mumbai	1681	3.1	Lilavati Hospital & Research Center, Mumbai	934	1.7
Nanavati Super Speciality Hospital, Mumbai	1543	2.9	Saifee Hospital, Mumbai	871	1.6
King Edward Memorial Hospital, Mumbai	1516	2.8	Shanti Avedna Sadan Cancer Hospice, Mumbai	761	1.4
Lokmanya Tilak Municipal General Hospital, Sion	1434	2.7	Seven Hills Hospital, Mumbai	751	1.4
			Cama And Albless Hospital, Mumbai	582	1.1
			Others	5339	9.9
			Total	53714	100.0

1. Institutions listed have registered at least one percent of all cases in the registry for selected year(s).
2. Institutions could have registered / reported more cases, since duplicate registrations and non-resident / registry cases are not included.

Mumbai (2012-2015)

Percentage of New Cases of Cancer Registered by Age Group for Both Sexes



Hospital Based Cancer Registries in Mumbai

SI No	Name of the Institute	HBCR Establishment Year	Top 5 Leading Sites of Cancer	
			Males	Females
1	Tata Memorial Hospital, Mumbai (2012-2014)	1984	Mouth (C03-C06) Lung (C33-C34) Tongue (C01-C02) NHL (C82-C85) Myeloid Leuk.(C92-C94)	Breast (C50) Cervix Uteri (C53) Gall Bladder(C23-C24) Ovary (C56) Mouth (C03-06)

Hospital Based Cancer Registries in Maharashtra state

SI No	Name of the Institute	HBCR Establishment Year	Top 5 Leading Sites of Cancer	
			Males	Females
1	Pravara Rural Hospital & Rural Medical College, Loni (2016)	2014	Mouth (C03-C06) Tongue (C01-C02) Brain, NS (C70-C72) Hypopharynx(C12-C13) Larynx (C32) Lung (C33-C34) Oesophagus (C15)	Breast (C50) Cervix Uteri (C53) Ovary (C56) Mouth (C03-C06) Tongue (C01-C02)

Maharashtra state

Pune - PBCR

Host Institution Indian Cancer Society, Mumbai

State	PBCR Establishment Year	Coverage Area	No. of Sources of data	Leading site of cancer*	
				Males	Females
Maharashtra	2006	Pune City Corporation	32	Mouth CR: 7.3	Breast CR: 27.0

* Per 100,000 Population

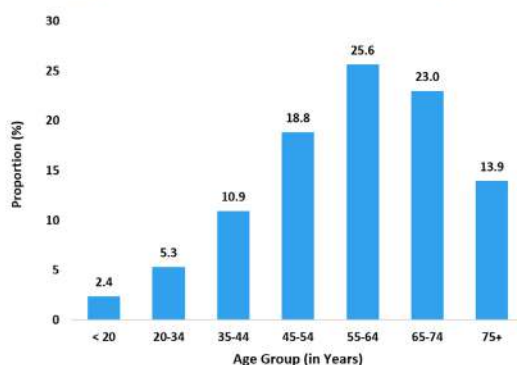
Number and Proportion of new Cancer Cases Contributed to PBCR by the Main Sources of Registration: Pune (2012-2016)

Name of the Institute	Number	%
Deenanath Mangeshkar Hospital and Research Centre, Pune	2735	13.3
Ruby Hall Clinic-Radiation, Pune	2468	12.0
Ruby Hall Clinic, Pune	2145	10.5
Sassoon General Hospital, Pune	2083	10.2
Poona Small Hospitals, Pune	1721	8.4
CIPLA cancer hospital, Pune	1540	7.5
Inlaks & Budhrani Hospital-Radiation, Pune	1365	6.7
Jehangir Hospital, Pune	1014	4.9
Inlaks & Budhrani Hospital, Pune	878	4.3
Pune Municipal Corporation, Pune	771	3.8
King Edward Memorial Hospital, Pune	704	3.4
Yashwantrao Chavan Memorial Hospital, Pune	674	3.3
Joshi Hospital, Pune	475	2.3
Poona Hospital & Research Centre, Pune	458	2.2
Galaxy Care Hospital, Pune	404	2.0
Sources of Registration outside the registry area		
Tata Memorial Hospital, Mumbai	389	1.9
Ratna Memorial Hospital, Mumbai	264	1.3
Others	417	2.0
Total	20505	100.0

1. Institutions listed have registered at least one percent of all cases in the registry for selected year(s).
2. Institutions could have registered / reported more cases, since duplicate registrations and non-resident / registry cases are not included.

Pune (2012-2016)

Percentage of New Cases of Cancer Registered by Age Group for Both Sexes



Median Age
at Diagnosis
60

Maharashtra state

Nagpur - PBCR

Host Institution Indian Cancer Society, Mumbai

State	PBCR Establishment Year	Coverage Area	No. of Sources of data	Leading site of cancer*	
				Males	Females
Maharashtra	2005	Nagpur City Agglomeration	26	Mouth CR: 13.8	Breast CR: 28.2

* Per 100,000 Population

Number and Proportion of new Cancer Cases Contributed to PBCR by the Main Sources of Registration: Nagpur (2012-2016)

Name of the Institute	Number	%
Multicare Hospital, Nagpur	4466	37.2
Rashtra Sant Tukdoji Regional Cancer Hospital & Research Centre, Nagpur	3968	33.1
Nagpur Small Hospitals, Nagpur	904	7.5
Mayo Indira Gandhi Govt medical and hospital, Nagpur	786	6.6
Death Certificate Only	451	3.8
Lata Mangeshkar Hospital, Nagpur	427	3.6
Tata Memorial Hospital, Nagpur	355	3.0
Orange City Hospital, Nagpur	166	1.4
Central India Institute of Medical Science, Nagpur	127	1.1
Cancer Care Clinic, Nagpur	123	1.0
Mure memorial Hospital, Nagpur	116	1.0
Others	110	0.9
Total	11999	100.0

1. Institutions listed have registered at least one percent of all cases in the registry for selected year(s).

2. Institutions could have registered / reported more cases, since duplicate registrations and non-resident / registry cases are not included.

Nagpur (2012-2016)

Percentage of New Cases of Cancer Registered by Age Group for Both Sexes



Hospital Based Cancer Registries in Nagpur

SI No	Name of the Institute	HBCR Establishment Year	Top 5 Leading Sites of Cancer	
			Males	Females
1	RST Regional Cancer Hospital, Cancer Relief Society, Nagpur (2012-2016)	2012	Mouth (C03-C06) Tongue (C01-C02) Lung (C33-C34) Oesophagus (C15) Larynx (C32)	Breast (C50) Cervix Uteri (C53) Mouth (C03-C06) Oesophagus (C15) Ovary (C56)

Maharashtra state Wardha district - PBCR

Host Institution Mahatma Gandhi Institute of Medical Sciences, Sevagram

State	PBCR Establishment Year	Coverage Area	No. of Sources of data	Leading site of cancer*	
				Males	Females
Maharashtra	2010	Wardha district	28	Mouth CR: 10.8	Breast CR: 22.5

* Per 100,000 Population

Number and Proportion of new Cancer Cases Contributed to PBCR by the Main Sources of Registration: Wardha district (2012-2016)

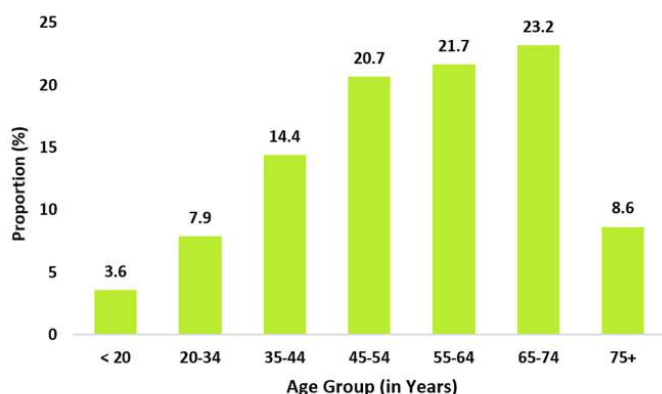
Name of the Institute	Number	%
Mahatma Gandhi Institute of Medical Sciences, Sevagram	2342	47.5
Jawaharlal Nehru Medical College, Sawangi	745	15.1
Dental College, Sawangi	205	4.2
Jajoo Hospital, Wardha	148	3.0
Amay Pathology Laboratory, Wardha	96	1.9
Panchayat Samitee, Wardha	64	1.3
Panchayat Samitee, Ashti	50	1.0
Aastha S & Cancer Hospital	49	1.0
Sources of Registration outside the registry area		
Rashtra Sant Tukdoji Cancer Hospital, Nagpur	233	4.7
Government Medical College, Nagpur	180	3.7
Others	814	16.5
Total	4926	100.0

1. Institutions listed have registered at least one percent of all cases in the registry for selected year(s).

2. Institutions could have registered / reported more cases, since duplicate registrations and non-resident / registry cases are not included.

Wardha district(2012-2016)

Percentage of New Cases of Cancer Registered by Age Group for Both Sexes



**Median Age
at Diagnosis
55**

Madhya Pradesh state

Bhopal - PBCR

Host Institution **Gandhi Medical College, Bhopal**

State	PBCR Establishment Year	Coverage Area	No. of Sources of data	Leading site of cancer*	
				Males	Females
Madhya Pradesh	1986	Bhopal urban district	20	Mouth CR: 14.3	Breast CR: 28.0

* Per 100,000 Population

Number and Proportion of new Cancer Cases Contributed to PBCR by the Main Sources of Registration: Bhopal (2012-2015)

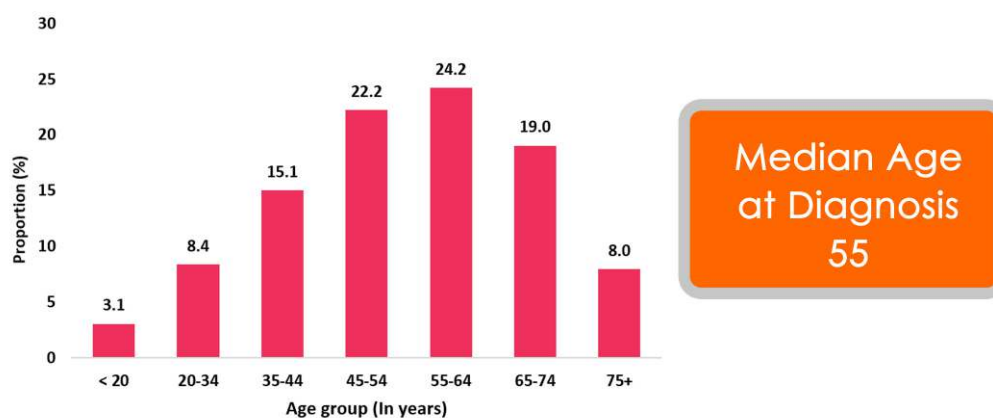
Name of the Institute	Number	%
Jawaharlal Nehru Cancer Hospital, Bhopal	3745	52.3
Hamidia Hospital, Bhopal	1398	19.5
Navoday Cancer Hospital, Bhopal	895	12.5
Kasturba Hospital, Bhopal	309	4.3
Sultania Zanana Hospital, Bhopal	237	3.3
Lake City Hospital, Bhopal	207	2.9
Chirayu Hospital, Bhopal	152	2.1
Others	213	3.0
Total	7156	100.0

1. Institutions listed have registered at least one percent of all cases in the registry for selected year(s).

2. Institutions could have registered / reported more cases, since duplicate registrations and non-resident / registry cases are not included.

Bhopal (2012-2015)

Percentage of New Cases of Cancer Registered by Age Group for Both Sexes



Hospital Based Cancer Registries in Bhopal

SI No	Name of the Institute	HBCR Establishment Year	Top 5 Leading Sites of Cancer	
			Males	Females
1	Gandhi Medical College, Bhopal (2012-2015)	2012	Mouth (C03-C06) Tongue (C01-C02) Larynx (C32) Lung (C33-C34) Oesophagus (C15)	Cervix Uteri (C53) Breast (C50) Mouth (C03-C06) Ovary (C56) Gall Bladder(C23-C24)

Hospital Based Cancer Registries in Madhya Pradesh state

SI No	Name of the Institute	HBCR Establishment Year	Top 5 Leading Sites of Cancer	
			Males	Females
1	Cancer Hospital & Research Institute, Gwalior (2014-2016)	2014	Mouth (C03-C06) Tongue (C01-C02) Lung (C33-C34) Larynx (C32) Gall Bladder(C23-C24) Tonsil (C09)	Cervix Uteri (C53) Breast (C50) Gall Bladder(C23-C24) Mouth (C03-C06) Ovary (C56)

Manipur state - PBCR

Host Institution **Regional Institute of Medical Sciences, Imphal**

State	PBCR Establishment Year	Coverage Area	No. of Sources of data	Leading site of cancer*	
				Males	Females
Manipur	2003	Manipur state	17	Lung CR: 8.9	Breast CR: 8.9

* Per 100,000 Population

Number and Proportion of new Cancer Cases Contributed to PBCR by the Main Sources of Registration: Manipur state (2012-2016)

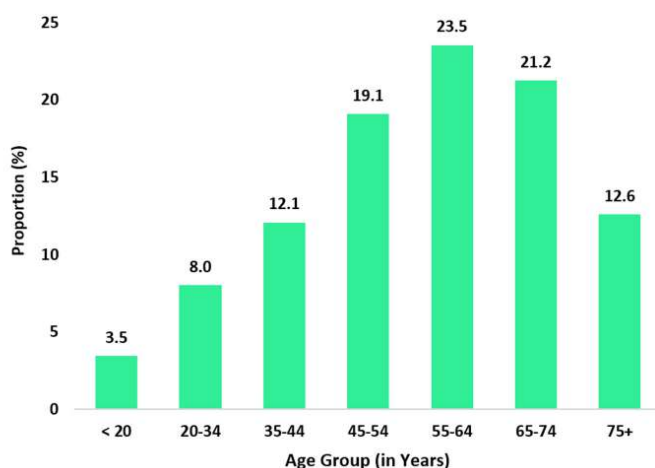
Name of the Institute	Number	%
Regional Institute of Medical Sciences, Imphal	5242	63.9
Babina Diagnostic Centre, Imphal	2011	24.5
Shija Hospitals and Research Institute, Imphal	193	2.4
Cancer Atlas under NCRP	167	2.0
Imphal Hospital and Research Centre, Imphal	114	1.4
Sources of Registration outside the registry area		
Dr. B. Borooah Cancer Institute, Guwahati	243	3.0
Others	233	2.8
Total	8202	100.0

1. Institutions listed have registered at least one percent of all cases in the registry for selected year(s).

2. Institutions could have registered / reported more cases, since duplicate registrations and non-resident / registry cases are not included.

Manipur state(2012-2016)

Percentage of New Cases of Cancer Registered by Age Group for Both Sexes



Median Age
at Diagnosis
57

Hospital Based Cancer Registries in Manipur

SI No	Name of the Institute	HBCR Establishment Year	Top 5 Leading Sites of Cancer	
			Males	Females
1	Regional Institute of Medical Sciences, Imphal (2014-2016)	2014	Lung (C33-C34) Nasopharynx (C11) Oesophagus (C15) NHL (C82-C85) Larynx (C32)	Breast (C50) Lung (C33-C34) Cervix Uteri (C53) Ovary (C56) Gall Bladder (C23-C24)

Mizoram state - PBCR

Host Institution Civil Hospital, Aizawl

State	PBCR Establishment Year	Coverage Area	No. of Sources of data	Leading site of cancer*	
				Males	Females
Mizoram	2003	Mizoram state	37	Stomach CR: 26.2	Cervix Uteri CR: 19.7

* Per 100,000 Population

Number and Proportion of new Cancer Cases Contributed to PBCR by the Main Sources of Registration: Mizoram state (2012-2016)

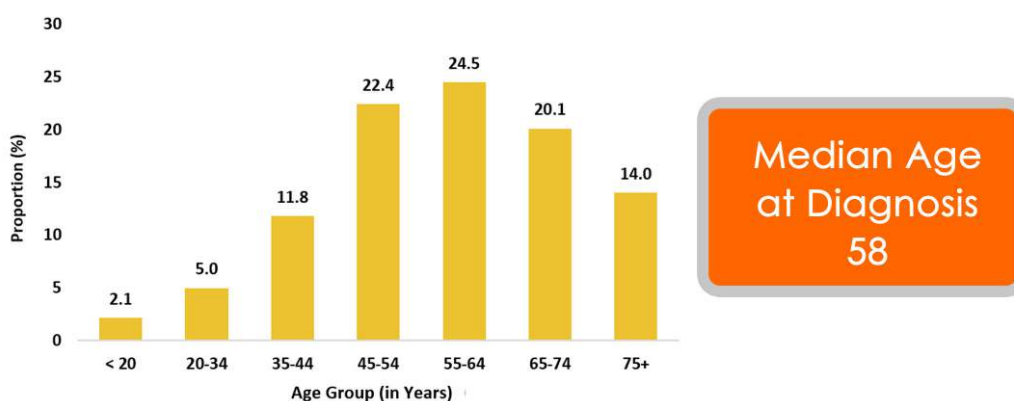
Name of the Institute	Number	%
Civil Hospital, Aizawl	2319	28.8
Genesis Laboratory, Aizawl	1384	17.2
Mizoram State Cancer Institute, Zemabawk, Aizawl	1356	16.8
Life Line Laboratory, Aizawl	878	10.9
Death Certificate Only	512	6.4
Trinity Diagnostic Centre, Aizawl	323	4.0

Name of the Institute	Number	%
Presbyterian Hospital, Aizawl	308	3.8
Grace Nursing Home, Aizawl	142	1.8
HBCRs under NCRP	106	1.3
Nazareth Hospital, Aizawl	92	1.1
Registry of Births & Deaths, Aizawl	79	1.0
Others	560	6.9
Total	8059	100.0

1. Institutions listed have registered at least one percent of all cases in the registry for selected year(s).
2. Institutions could have registered / reported more cases, since duplicate registrations and non-resident / registry cases are not included.

Mizoram state(2012-2016)

Percentage of New Cases of Cancer Registered by Age Group for Both Sexes



Hospital Based Cancer Registries in Mizoram

SI No	Name of the Institute	HBCR Establishment Year	Top 5 Leading Sites of Cancer	
			Males	Females
1	Mizoram State Cancer Institute (Civil Hospital), Aizawl (2014-2016)	2012	Oesophagus (C15) Lung (C33-C34) Stomach (C16) Hypopharynx(C12-C13) Liver (C22)	Cervix Uteri (C53) Breast (C50) Lung (C33-C34) Stomach (C16) Ovary (C56)

Sikkim state - PBCR

Host Institution **New STNM Multispecialty Hospital, Gangtok**

State	PBCR Establishment Year	Coverage Area	No. of Sources of data	Leading site of cancer*	
				Males	Females
Sikkim	2003	Sikkim state	36	Stomach CR: 11.8	Breast CR: 9.2

* Per 100,000 Population

Number and Proportion of new Cancer Cases Contributed to PBCR by the Main Sources of Registration: Sikkim State (2012-2016)

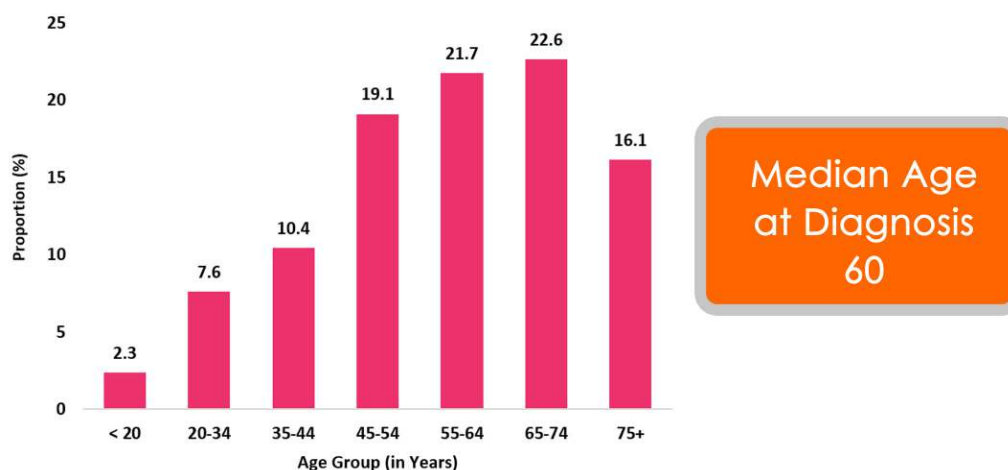
Name of the Institute	Number	%
Sir Thutob Namgyal Memorial (STNM) Hospital, Gangtok	1470	63.8
Central Referral Hospital, Tadong	338	14.7
District Hospital, Namchi	70	3.0
Private Clinics (Ruchi Diagnostic center and Sukhim Diagnostic center), Sikkim	62	2.7
District Hospital, Gyalshing	46	2.0
Births and Deaths, Kazi Road, Gangtok	37	1.6
Soreng Primary Health centre, Soreng	23	1.0
Others	257	11.2
Total	2303	100.0

1. Institutions listed have registered at least one percent of all cases in the registry for selected year(s).

2. Institutions could have registered / reported more cases, since duplicate registrations and non-resident / registry cases are not included.

Sikkim state(2012-2016)

Percentage of New Cases of Cancer Registered by Age Group for Both Sexes



Tripura state - PBCR

Host Institution Regional Cancer Centre, Agartala

State	PBCR Establishment Year	Coverage Area	No. of Sources of data	Leading site of cancer*	
				Males	Females
Tripura	2010	Tripura state	30	Lung CR: 11.3	Cervix Uteri CR: 8.6

* Per 100,000 Population

Number and Proportion of new Cancer Cases Contributed to PBCR by the Main Sources of Registration: Tripura State (2012-2016)

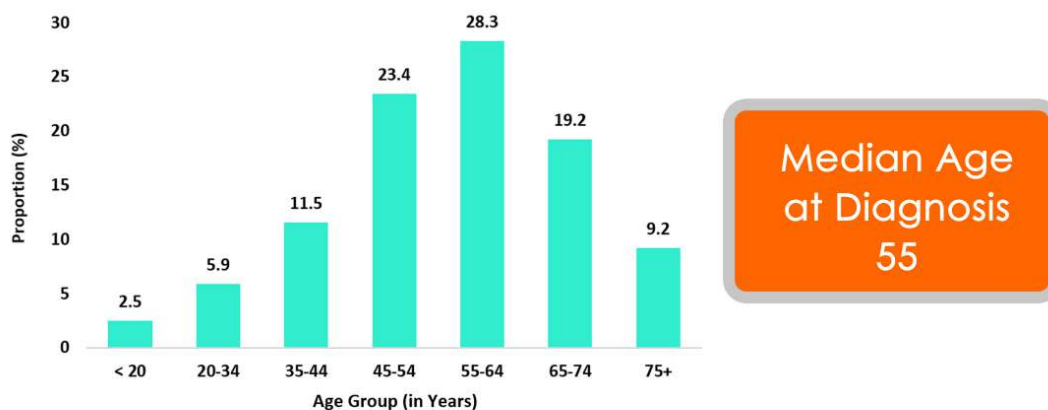
Name of the Institute	Number	%
Regional Cancer Centre, Agartala	10462	91.2
Agartala Government Medical College & G B Pant Hospital, Agartala	194	1.7
Sources of Registration outside the registry area		
Cachar Cancer Hospital, Silchar	349	3.0
Others	468	4.1
Total	11473	100.0

1. Institutions listed have registered at least one percent of all cases in the registry for selected year(s).

2. Institutions could have registered / reported more cases, since duplicate registrations and non-resident / registry cases are not included.

Tripura state(2012-2016)

Percentage of New Cases of Cancer Registered by Age Group for Both Sexes



Hospital Based Cancer Registries in Tripura state

SI No	Name of the Institute	HBCR Establishment Year	Top 5 Leading Sites of Cancer	
			Males	Females
1	Regional Cancer Centre, Agartala (2014-2016)	2012	Lung (C33-C34) Oesophagus (C15) Larynx (C32) Mouth (C03-C06) Tongue (C01-C02)	Breast (C50) Cervix Uteri (C53) Gall Bladder (C23-C24) Mouth (C03-C06) Ovary (C56)

Arunachal Pradesh state

West Arunachal - PBCR

Host Institution Tomo Riba Institute of Health & Medical Sciences, Naharlagun

State	PBCR Establishment Year	Coverage Area	No. of Sources of data	Leading site of cancer*	
				Males	Females
Arunachal Pradesh	2011	Tawang, West Kameng, East Kameng, Upper Subansiri, Lower Subansiri, Kung Kumei, Papumpare & West Siang	23	Stomach CR: 13.2	Stomach CR: 8.2

* Per 100,000 Population

Number and Proportion of new Cancer Cases Contributed to PBCR by the Main Sources of Registration: West Arunachal (2012-2016)

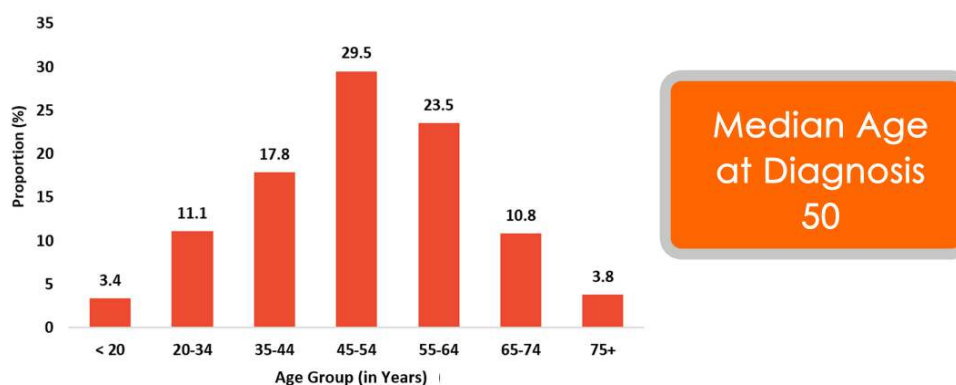
Name of the Institute	Number	%
General Hospital, Naharlagun	942	39.4
Ambee diagnostic Laboratory, Itanagar	848	35.4
Ramakrishna Mission Hospital, Itanagar	101	4.2
Cancer Atlas under NCRP	29	1.2
Sources of Registration outside the registry area		
Dr. B. Borooah Cancer Institute, Guwahati	309	12.9
Others	164	6.9
Total	2393	100.0

1. Institutions listed have registered at least one percent of all cases in the registry for selected year(s).

2. Institutions could have registered / reported more cases, since duplicate registrations and non-resident / registry cases are not included.

West Arunachal (2012-2016)

Percentage of New Cases of Cancer Registered by Age Group for Both Sexes



Meghalaya state

Meghalaya - PBCR

Host Institution Civil Hospital, Shillong

State	PBCR Establishment Year	Coverage Area	No. of Sources of data	Leading site of cancer*	
				Males	Females
Meghalaya	2010	East Khasi Hills, West Khasi Hills, Ri Bhoi & Jaintia Hills	22	Oesophagus CR: 28.7	Oesophagus CR: 12.4

* Per 100,000 Population

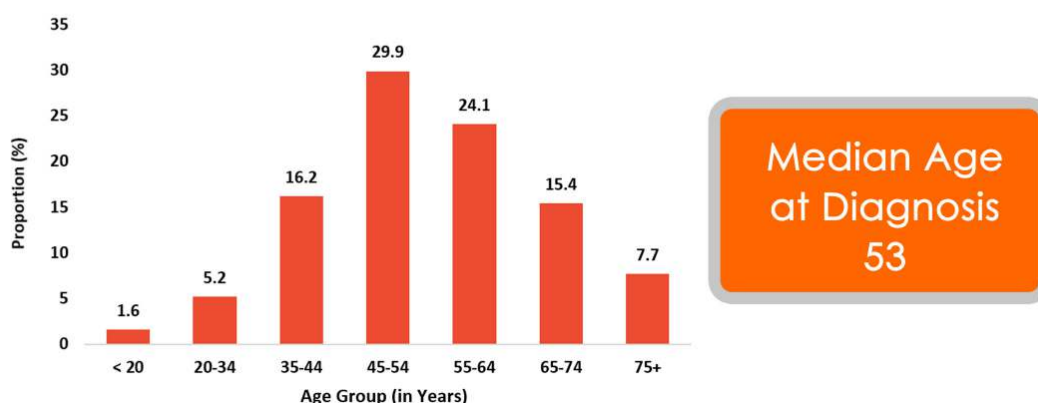
Number and Proportion of new Cancer Cases Contributed to PBCR by the Main Sources of Registration: Meghalaya (2012-2016)

Name of the Institute	Number	%
Woodland Hospital, Shillong	1959	26.1
North Eastern Indira Gandhi Regional Institute of Health & Medical Sciences, Shillong	1392	18.5
North Eastern Diagnostic Centre, Shillong	648	8.6
Nazareth Hospital, Shillong	617	8.2
Bethany Hospital, Shillong	549	7.3
Civil Hospital, Shillong	547	7.3
Khasi Jaintia Presbyterian Hospital, Shillong	340	4.5
Melari Diagnostic Laboratory, Shillong	126	1.7
Sources of Registration outside the registry area		
Dr. B. Borooah Cancer Institute, Guwahati	88	1.2
Others	1254	16.7
Total	7520	100.0

1. Institutions listed have registered at least one percent of all cases in the registry for selected year(s).
2. Institutions could have registered / reported more cases, since duplicate registrations and non-resident / registry cases are not included.

Meghalaya (2012-2016)

Percentage of New Cases of Cancer Registered by Age Group for Both Sexes



Nagaland state

Nagaland - PBCR

Host Institution Naga Hospital Authority, Kohima

State	PBCR Establishment Year	Coverage Area	No. of Sources of data	Leading site of cancer*	
				Males	Females
Nagaland	2010	Kohima & Dimapur	30	Nasopharynx CR: 10.6	Cervix Uteri CR: 9.3

* Per 100,000 Population

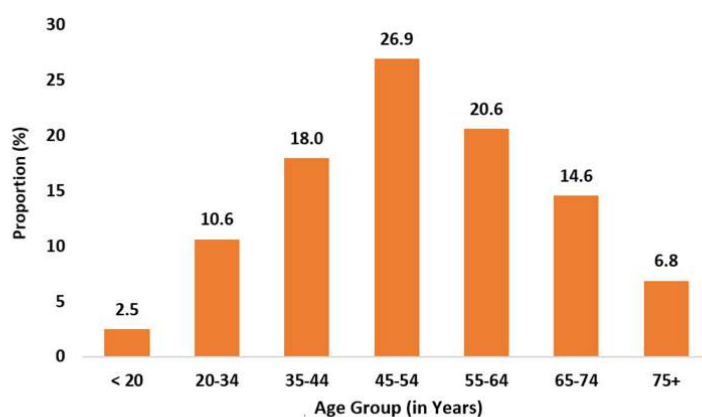
Number and Proportion of new Cancer Cases Contributed to PBCR by the Main Sources of Registration: Nagaland (2012-2016)

Name of the Institute	Number	%
Naga Hospital Authority, Kohima	619	25.8
District Hospital, Kohima	617	25.8
Zion Hospital & Research Centre, Kohima	369	15.4
Referral Hospital, Nagaland	163	6.8
Nikos hospital and Research Centre, Dimapur, Nagaland	112	4.7
Cancer Atlas under NCRP	111	4.6
Eden Medical Centre, Dimapur	103	4.3
Oking Hospital and Research Clinic Private Limited, Kohima	86	3.6
Bethel medical centre, Kohima	68	2.8
Sources of Registration outside the registry area		
GNRC (Guwahati neurological research centre), GUWAHATI	43	1.8
Others	104	4.3
Total	2395	100.0

1. Institutions listed have registered at least one percent of all cases in the registry for selected year(s).
2. Institutions could have registered / reported more cases, since duplicate registrations and non-resident / registry cases are not included.

Nagaland (2012-2016)

Percentage of New Cases of Cancer Registered by Age Group for Both Sexes



Median Age
at Diagnosis
51

Arunachal Pradesh state Pasighat - PBCR

Host Institution **General Hospital, Pasighat**

State	PBCR Establishment Year	Coverage Area	No. of Sources of data	Leading site of cancer*	
				Males	Females
Arunachal Pradesh	2011	East Siang and Upper Siang	31	Stomach CR: 16.4	Cervix Uteri CR: 16.3

* Per 100,000 Population

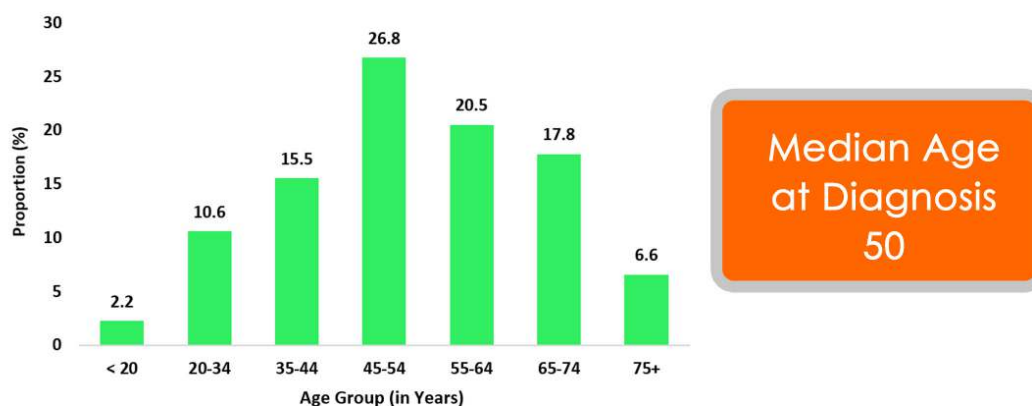
Number and Proportion of new Cancer Cases Contributed to PBCR by the Main Sources of Registration: Pasighat (2012-2016)

Name of the Institute	Number	%
General Hospitals, Pasighat	212	34.0
ASSA Nursing home, Pasighat	97	15.5
Other Clinic in Pasighat	28	4.5
Doctors Diagnostic centre, Pasighat	27	4.3
District Hospital, yingkiong	24	3.8
Cancer Atlas under NCRP	13	2.1
Sille Primary health centre, Sille	7	1.1
Ruskin primary health centre, Ruskin	6	1.0
Sources of Registration outside the registry area		
Other referring centres From Assam	178	28.5
Others	32	5.1
Total	624	100.0

1. Institutions listed have registered at least one percent of all cases in the registry for selected year(s).
2. Institutions could have registered / reported more cases, since duplicate registrations and non-resident / registry cases are not included.

Pasighat (2012-2016)

Percentage of New Cases of Cancer Registered by Age Group for Both Sexes



Assam state

Cachar district - PBCR

Host Institution Silchar Medical College, Silchar

State	PBCR Establishment Year	Coverage Area	No. of Sources of data	Leading site of cancer*	
				Males	Females
Assam	2003	Silchar Town Up to 2006 & Cachar district from 2007	33	Oesophagus CR: 11.5	Cervix Uteri CR: 13.4

* Per 100,000 Population

Number and Proportion of new Cancer Cases Contributed to PBCR by the Main Sources of Registration: Cachar district (2012-2016)

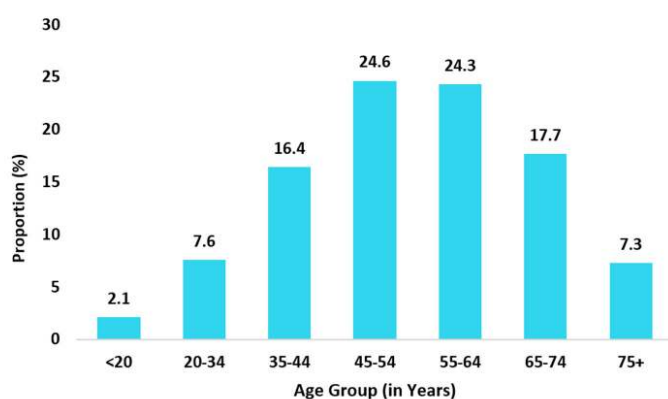
Name of the Institute	Number	%
Cachar Cancer Hospital, Silchar	3463	40.2
Silchar Medical College & Hospital, Silchar	1125	13.1
Micro-Diagnostic Laboratory, Silchar	946	11.0
Astha Laboratory, Silchar	428	5.0
Aar Gees Medicare, Silchar	397	4.6
Impulse Diagnostic Center, Silchar	283	3.3
Ultrapath Laboratory, Silchar	274	3.2
Super Religare Ranbaxy Laboratory, Silchar	271	3.1
Office of The Joint Director of Health Services, Silchar	256	3.0
Central Laboratory, Silchar	238	2.8
The Department of Pathology, Silchar medical college	227	2.6
Shiv Sundari Nari Shikshasram And Anti-Natal Clinic, Silchar	140	1.6
Cancer Atlas under NCRP	135	1.6
Silchar Polyclinic Laboratory, Silchar	107	1.2
Sources of Registration outside the registry area		
Dr. B. Borooah Cancer Institute, Guwahati	130	1.5
Others	186	2.2
Total	8606	100.0

1. Institutions listed have registered at least one percent of all cases in the registry for selected year(s).

2. Institutions could have registered / reported more cases, since duplicate registrations and non-resident / registry cases are not included.

Cachar district(2012-2016)

Percentage of New Cases of Cancer Registered by Age Group for Both Sexes



Median Age at Diagnosis
54

Hospital Based Cancer Registries in Cachar district

SI No	Name of the Institute	HBCR Establishment Year	Top 5 Leading Sites of Cancer	
			Males	Females
1	Cachar Cancer Hospital, Silchar (2012-2016)	2011	Lung (C33-C34) Oesophagus (C15) Hypopharynx (C12-C13) Mouth (C03-C06) Gall Bladder (C23-C24)	Gall Bladder(C23-C24) Breast (C50) Cervix Uteri (C53) Oesophagus (C15) Mouth (C03-C06)

Assam state

Dibrugarh district - PBCR

Host Institution **Assam Medical College & Hospital, Dibrugarh**

State	PBCR Establishment Year	Coverage Area	No. of Sources of data	Leading site of cancer*	
				Males	Females
Assam	2003	Dibrugarh district	42	Oesophagus CR: 11.4	Breast CR: 13.4

* Per 100,000 Population

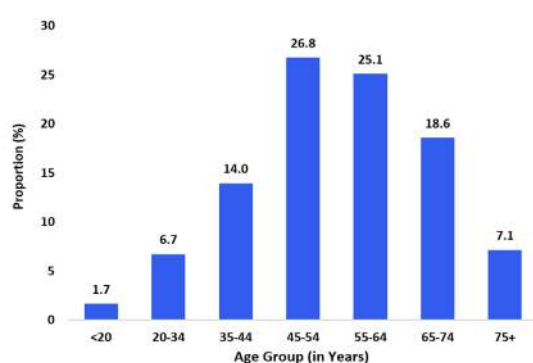
Number and Proportion of new Cancer Cases Contributed to PBCR by the Main Sources of Registration: Dibrugarh district (2012-2016)

Name of the Institute	Number	%	Name of the Institute	Number	%
Assam Medical College Hospital, Dibrugarh	2634	55.2	Tata Referral Hospital & Research Centre, Chabua	66	1.4
Madona Laboratory	247	5.2	Naharani Community Health Centers, Dibrugarh	61	1.3
Aditya Diagnostic Laboratory, Dibrugarh	239	5.0	Tengakhat Primary Health Centers, Tengakhat	60	1.3
Municipality Board, Dibrugarh	164	3.4	Cancer Atlas under NCRP	54	1.1
Marwari Arogya Bhawan Hospital, Jyoti Nagar	111	2.3	V.G. Hospital (Mercy Home), Dibrugarh	50	1.0
Brahmaputra Diagnostic & Hospital, Dibrugarh	110	2.3	Sources of Registration outside the registry area		
Sankardev Hospital & Research Centre, Dibrugarh	97	2.0	Dr. B. Borooah Cancer Institute, Guwahati	458	9.6
Oil Hospital, Duliqjan	95	2.0	Others	327	6.9
			Total	4773	100.0

1. Institutions listed have registered at least one percent of all cases in the registry for selected year(s).
2. Institutions could have registered/ reported more cases, since duplicate registrations and non-resident/registry cases are not included.

Dibrugarh district(2012-2016)

Percentage of New Cases of Cancer Registered by Age Group for Both Sexes



Median Age at Diagnosis
55

Hospital Based Cancer Registries in Dibrugarh

SI No	Name of the Institute	HBCR Establishment Year	Top 5 Leading Sites of Cancer	
			Males	Females
1	Assam Medical College, Dibrugarh (2012-2016)	1984	Hypopharynx (C12-C13) Oesophagus (C15) Mouth (C03-C06) Stomach (C16) Tongue (C01-C02)	Breast (C50) Gall Bladder (C23-C24) Cervix Uteri (C53) Oesophagus (C15) Ovary (C56)

Assam state

Kamrup urban - PBCR

Host Institution Dr. B. Borooah Cancer Institute, Guwahati

State	PBCR Establishment Year	Coverage Area	No. of Sources of data	Leading site of cancer*	
				Males	Females
Assam	2003	Urban Areas of Kamrup district & Kamrup Metropolitan district	81	Oesophagus CR: 27.2	Breast CR: 26.4

* Per 100,000 Population

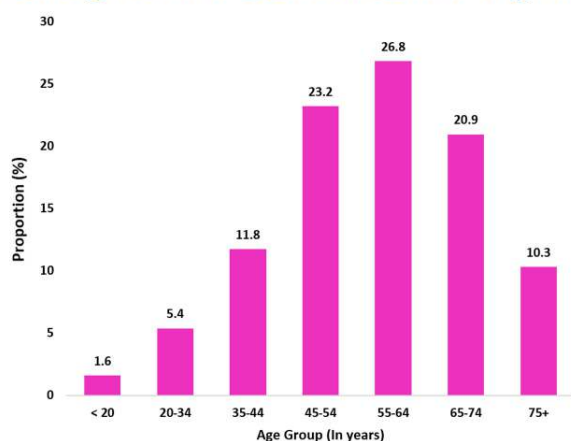
Number and Proportion of new Cancer Cases Contributed to PBCR by the Main Sources of Registration: Kamrup urban (2012-2016)

Name of the Institute	Number	%
Dr. B. Borooah Cancer Institute, Gopinath Nagar, Guwahati	4782	43.4
Ayur Sundra Diagnostic Centre, Guwahati	684	6.2
North East Cancer Hospital, Guwahati	632	5.7
Guwahati Medical College Hospital, Bhangagarh	406	3.7
Saharias Path Laboratory, Guwahati	354	3.2
Nemcare Hospital, G S Road, Guwahati	332	3.0
Ekopath Metropolis, G S Road, Guwahati	321	2.9
Joint Director Office Birth and death record centre, Guwahati	228	2.1
Pain and Palliative Clinic, Guwahati	210	1.9
International Hospital, G S Road, Guwahati	199	1.8
Central Hospital, Nf Railway Maligaon	178	1.6
Saint Jones Hospital, Guwahati	156	1.4
Dispur Hospital, Dispur, Guwahati	154	1.4
Downtown Hospital G S Road, Guwahati	123	1.1
Matrix Diagnostic, Guwahati	116	1.1
Nightingale Hospital, Guwahati	114	1.0
Sources of Registration outside the registry area		
Tata Memorial Hospital, Mumbai	418	3.8
Others	1606	14.6
Total	11013	100.0

1. Institutions listed have registered at least one percent of all cases in the registry for selected year(s).
2. Institutions could have registered / reported more cases, since duplicate registrations and non-resident / registry cases are not included.

Kamrup urban(2012-2016)

Percentage of New Cases of Cancer Registered by Age Group for Both Sexes



Median Age
at Diagnosis
57

Hospital Based Cancer Registries in Kamrup urban

SI No	Name of the Institute	HBCR Establishment Year	Top 5 Leading Sites of Cancer	
			Males	Females
1	Dr. B. Borooah Cancer Institute, Guwahati (2012-2016)	2010	Oesophagus (C15) Hypopharynx(C12-C13) Lung (C33-C34) Mouth (C03-C06) Tongue (C01-C02)	Breast (C50) Gall Bladder (C23-C24) Cervix Uteri (C53) Oesophagus(C15) Ovary (C56)
2	North East Cancer Hospital & Research Institute, Guwahati (2014-2016)	2015	Oesophagus (C15) Hypopharynx(C12-C13) Lung (C33-C34) Mouth (C03-C06) Stomach (C16)	Breast (C50) Oesophagus (C15) Gall Bladder (C23-C24) Cervix Uteri (C53) Lung (C33-C34)

Other HBCRs Located in India under NCRP

Chandigarh UT

SI No	Name of the Institute	HBCR Establishment Year	Top 5 Leading Sites of Cancer	
			Males	Females
1	Postgraduate Institute of Medical Education and Research, Chandigarh (2012-2016)	2011	Lung (C33-C34) Brain, NS (C70-C72) Oesophagus (C15) Tongue (C01-C02) Larynx (C32)	Breast (C50) Cervix Uteri (C53) Ovary (C56) Oesophagus (C15) Gall Bladder (C23-C24)

Jammu & Kashmir UT

SI No	Name of the Institute	HBCR Establishment Year	Top 5 Leading Sites of Cancer	
			Males	Females
1	Sher-I-Kashmir Institute of Medical Sciences, Srinagar (2012-2016)	2012	Stomach (C16) Lung (C33-C34) Oesophagus (C15) NHL (C82-C85) Colon (C18)	Breast (C50) Oesophagus (C15) Ovary (C56) Stomach (C16) Lung (C33-C34)
2	Government Medical College, Jammu (2014-2016)	2014	Lung (C33-C34) Larynx (C32) Stomach (C16) Oesophagus (C15) Urinary Bladder (C67)	Breast (C50) Cervix Uteri (C53) Ovary (C56) Gall Bladder (C23-C24) Lung (C33-C34)

Haryana state

SI No	Name of the Institute	HBCR Establishment Year	Top 5 Leading Sites of Cancer	
			Males	Females
1	Medanta Cancer Centre, Gurgaon (2012-2016)	2013	Brain, NS (C70-C72) Mouth (C03-C06) Lung (C33-C34) Prostate (C61) Tongue (C01-C02)	Breast (C50) Brain, NS (C70-C72) Thyroid (C73) Cervix Uteri (C53) Lung (C33-C34)
2	Fortis Memorial Research Institute, Gurgaon (2014-2016)	2015	Prostate (C61) Brain, NS (C70-C72) Lung (C33-C34) NHL (C82-C85) Urinary Bladder (C67)	Breast (C50) Ovary (C56) Corpus Uteri (C54) Brain, NS (C70-C72) Cervix Uteri (C53)
3	Asian Institute of Medical Sciences, Faridabad (2016)	2015	Lung (C33-C34) Tongue (C01-C02) Mouth (C03-C06) Prostate (C61) Oesophagus (C15)	Breast (C50) Cervix Uteri (C53) Ovary (C56) Gall Bladder (C23-C24) Lung (C33-C34)
4	BPS Government Medical College for Women, Sonapat (2016)	2015	Tongue (C01-C02) Oth. Oropharynx (C10) Lung (C33-C34) Tonsil (C09) Mouth (C03-C06)	Breast (C50) Cervix Uteri (C53) Oth. Oropharynx (C10) Thyroid (C73) Ovary (C56)

Bihar state

SI No	Name of the Institute	HBCR Establishment Year	Top 5 Leading Sites of Cancer	
			Males	Females
1	Indira Gandhi Institute of Medical Sciences, Patna (2014-2016)	2013	Gall Bladder(C23-C24) Mouth (C03-C06) Lung (C33-C34) NHL (C82-C85) Liver (C22)	Gall Bladder(C23-C24) Breast (C50) Cervix Uteri (C53) Lung (C33-C34) Ovary (C56)
2	Mahavir Cancer Sansthan and Research Centre, Patna (2015)	2015	Mouth (C03-C06) Gall Bladder(C23-C24) Lung(C33-C34) Liver (C22) Tongue (C01-C02)	Cervix Uteri (C53) Breast (C50) Gall Bladder(C23-C24) Ovary (C56) Lung (C33-C34)

Himachal Pradesh state

SI No	Name of the Institute	HBCR Establishment Year	Top 5 Leading Sites of Cancer	
			Males	Females
1	Regional Cancer Centre Indira Gandhi Medical College, Shimla (2014-2016)	2014	Lung (C33-C34) Larynx (C32) Stomach (C16) Oesophagus (C15) NHL (C82-C85)	Cervix Uteri (C53) Breast (C50) Lung (C33-C34) Ovary (C56) Gall Bladder(C23-C24)

Uttar Pradesh state

SI No	Name of the Institute	HBCR Establishment Year	Top 5 Leading Sites of Cancer	
			Males	Females
1	Sanjay Gandhi Post Graduate Institute of Medical Sciences, Lucknow (2014-2016)	2014	Brain, NS (C70-C72) Mouth (C03-C06) Lung (C33-C34) Tongue (C01-C02) Gall Bladder(C23-C24)	Breast (C50) Gall Bladder(C23-C24) Cervix Uteri (C53) Brain, NS (C70-C72) Ovary (C56)
2	Regional Cancer Centre Kamala Nehru Memorial Hospital, Allahabad (2014-2016)	2014	Mouth (C03-C06) Tongue (C01-C02) Gall Bladder(C23-C24) Lung (C33-C34) Larynx (C32)	Cervix Uteri (C53) Gall Bladder(C23-C24) Breast (C50) Mouth (C03-C06) Ovary (C56)

Odisha state

SI No	Name of the Institute	HBCR Establishment Year	Top 5 Leading Sites of Cancer	
			Males	Females
1	Apollo Hospital, Bhubaneswar (2012-2016)	2012	Stomach (C16) Lung (C33-C34) Mouth (C03-C06) Brain, NS (C70-C72) Prostate (C61) Colon (C18)	Breast (C50) Brain, NS(C70-C72) Stomach (C16) Gall Bladder(C23-C24) Colon (C18)
2	Acharya Harihar Regional Cancer Centre, Cuttack (2015-2016)	2014	Stomach (C16) Mouth (C03-C06) Tongue (C01-C02) NHL (C82-C85) Lung (C33-C34)	Breast (C50) Cervix Uteri (C53) Ovary (C56) Stomach (C16) Gall Bladder(C23-C24)

Puducherry UT

SI No	Hospital	Establishment Year of HBCR	Top 5 Leading Sites of Cancer	
			Males	Females
1	JIPMER, Regional Cancer Centre, Puducherry (2014-2016)	2013	Mouth (C03-C06) Stomach (C16) Lung (C33-C34) Tongue (C01-C02) Oesophagus (C15)	Cervix Uteri (C53) Breast (C50) Mouth (C03-C06) Ovary (C56) Stomach (C16)

Andhra Pradesh state

SI No	Hospital	Establishment Year of HBCR	Top 5 Leading Sites of Cancer	
			Males	Females
1	Rural Development Trust, Bathalapalle (2012-2016)	2013	Stomach (C16) Penis (C60) NHL (C82-C85) Myeloid Leuk.(C92-C94) Oesophagus (C15)	Cervix Uteri (C53) Breast (C50) Thyroid (C73) Stomach (C16) Rectum (C19-C20) Corpus Uteri (C54)

Chhattisgarh state

SI No	Hospital	Establishment Year of HBCR	Top 5 Leading Sites of Cancer	
			Males	Females
1	Regional Cancer Centre, Raipur (2012-2016)	2013	Mouth (C03-C06) Tongue (C01-C02) Stomach (C16) Lung (C33-C34) Oesophagus (C15)	Cervix Uteri (C53) Breast (C50) Mouth (C03-C06) Ovary (C56) Stomach (C16)